



See a Social Security Number? Say Something!  
Report Privacy Problems to <https://public.resource.org/privacy>  
Or call the IRS Identity Theft Hotline at 1-800-908-4490



Return of Private Foundation  
or Section 4947(a)(1) Nonexempt Charitable Trust  
Treated as a Private Foundation

2009

Note. The foundation may be able to use a copy of this return to satisfy state reporting requirements.

For calendar year 2009, or tax year beginning , and ending

G Check all that apply: ☐ Initial return ☐ Initial return of a former public charity ☐ Final return  
☐ Amended return ☐ Address change ☐ Name change

Use the IRS label. Otherwise, print or type See Specific Instructions	Name of foundation <b>THE JUNE FOUNDATION</b>		A Employer identification number <b>95-4745292</b>
	Number and street (or P O box number if mail is not delivered to street address) Room/suite <b>5150 OVERLAND AVENUE</b>		B Telephone number <b>310-280-5000</b>
	City or town, state, and ZIP code <b>CULVER CITY, CA 90230</b>		C If exemption application is pending, check here <input type="checkbox"/>
			D 1 Foreign organizations, check here <input type="checkbox"/> 2. Foreign organizations meeting the 85% test, check here and attach computation <input type="checkbox"/>
H Check type of organization: <input checked="" type="checkbox"/> Section 501(c)(3) exempt private foundation <input type="checkbox"/> Section 4947(a)(1) nonexempt charitable trust <input type="checkbox"/> Other taxable private foundation			E If private foundation status was terminated under section 507(b)(1)(A), check here <input type="checkbox"/>
I Fair market value of all assets at end of year (from Part II, col (c), line 16) \$ <b>15,384,916.</b> (Part I, column (d) must be on cash basis.)			F If the foundation is in a 60-month termination under section 507(b)(1)(B), check here <input type="checkbox"/>
J Accounting method: <input checked="" type="checkbox"/> Cash <input type="checkbox"/> Accrual <input type="checkbox"/> Other (specify) _____			

Part I Analysis of Revenue and Expenses (The total of amounts in columns (b), (c), and (d) may not necessarily equal the amounts in column (a))		(a) Revenue and expenses per books	(b) Net investment income	(c) Adjusted net income	(d) Disbursements for charitable purposes (cash basis only)
Revenue	1 Contributions, gifts, grants, etc., received	437,229.		N/A	
	2 Check <input type="checkbox"/> if the foundation is not required to attach Sch B				
	3 Interest on savings and temporary cash investments				
	4 Dividends and interest from securities	201,568.	201,568.		STATEMENT 1
	5a Gross rents	9,717.	9,717.		STATEMENT 2
	b Net rental income or (loss) 9,717.				
	6a Net gain or (loss) from sale of assets not on line 10	20,660.			
	b Gross sales price for all assets on line 6a 2,013,731.				
	7 Capital gain net income (from Part IV, line 2)		20,660.		
	8 Net short-term capital gain				
	9 Income modifications				
	10a Gross sales less returns and allowances				
b Less Cost of goods sold					
c Gross profit (or loss)					
11 Other income	11,063.	8,302.		STATEMENT 3	
12 Total. Add lines 1 through 11	680,237.	240,247.			
Operating and Administrative Expenses	13 Compensation of officers, directors, trustees, etc	0.	0.		0.
	14 Other employee salaries and wages				
	15 Pension plans, employee benefits				
	16a Legal fees				
	b Accounting fees STMT 4	10,018.	5,989.		4,029.
	c Other professional fees				
	17 Interest	2,229.	2,229.		0.
	18 Taxes STMT 5	9,929.	824.		105.
	19 Depreciation and depletion				
	20 Occupancy				
	21 Travel, conferences, and meetings				
	22 Printing and publications				
	23 Other expenses STMT 6	137,282.	175,969.		1,314.
	24 Total operating and administrative expenses. Add lines 13 through 23	159,458.	185,011.		5,448.
	25 Contributions, gifts, grants paid	558,759.			558,759.
26 Total expenses and disbursements. Add lines 24 and 25	718,217.	185,011.		564,207.	
27 Subtract line 26 from line 12:					
a Excess of revenue over expenses and disbursements	<37,980.>				
b Net investment income (if negative, enter -0-)		55,236.			
c Adjusted net income (if negative, enter -0-)			N/A		

Part II Balance Sheets		Beginning of year	End of year	
			(a) Book Value	(b) Book Value
Assets	1 Cash - non-interest-bearing			
	2 Savings and temporary cash investments	794,794.	1,685,129.	1,685,129.
	3 Accounts receivable ▶			
	Less: allowance for doubtful accounts ▶			
	4 Pledges receivable ▶			
	Less: allowance for doubtful accounts ▶			
	5 Grants receivable			
	6 Receivables due from officers, directors, trustees, and other disqualified persons			
	7 Other notes and loans receivable ▶ 100,620.			
	Less: allowance for doubtful accounts ▶	74,900.	100,620.	100,620.
	8 Inventories for sale or use			
	9 Prepaid expenses and deferred charges			
	10a Investments - U.S. and state government obligations STMT 8	5,028,507.	2,029,314.	2,099,979.
	b Investments - corporate stock STMT 9	4,090,160.	8,774,778.	8,517,218.
	c Investments - corporate bonds	1,088,679.		
Liabilities	11 Investments - land, buildings, and equipment: basis ▶			
	Less: accumulated depreciation ▶			
	12 Investments - mortgage loans			
	13 Investments - other STMT 10	0.	2,760,467.	2,981,970.
	14 Land, buildings, and equipment: basis ▶			
	Less: accumulated depreciation ▶			
	15 Other assets (describe ▶)			
	16 Total assets (to be completed by all filers)	11,077,040.	15,350,308.	15,384,916.
	17 Accounts payable and accrued expenses			
	18 Grants payable			
Net Assets or Fund Balances	19 Deferred revenue			
	20 Loans from officers, directors, trustees, and other disqualified persons			
	21 Mortgages and other notes payable			
	22 Other liabilities (describe ▶)			
	23 Total liabilities (add lines 17 through 22)	0.	0.	
	Foundations that follow SFAS 117, check here ▶ <input type="checkbox"/>			
	and complete lines 24 through 26 and lines 30 and 31			
	24 Unrestricted			
	25 Temporarily restricted			
	26 Permanently restricted			
	Foundations that do not follow SFAS 117, check here ▶ <input checked="" type="checkbox"/>			
	and complete lines 27 through 31.			
	27 Capital stock, trust principal, or current funds	0.	0.	
	28 Paid-in or capital surplus, or land, bldg., and equipment fund	0.	0.	
	29 Retained earnings, accumulated income, endowment, or other funds	11,077,040.	15,350,308.	
	30 Total net assets or fund balances	11,077,040.	15,350,308.	
	31 Total liabilities and net assets/fund balances	11,077,040.	15,350,308.	

## Part III Analysis of Changes in Net Assets or Fund Balances

1 Total net assets or fund balances at beginning of year - Part II, column (a), line 30 (must agree with end-of-year figure reported on prior year's return)	1	11,077,040.
2 Enter amount from Part I, line 27a	2	<37,980.>
3 Other increases not included in line 2 (itemize) ▶ SEE STATEMENT 7	3	4,314,754.
4 Add lines 1, 2, and 3	4	15,353,814.
5 Decreases not included in line 2 (itemize) ▶ PRIOR YEAR BASIS ADJUSTMENT	5	3,506.
6 Total net assets or fund balances at end of year (line 4 minus line 5) - Part II, column (b), line 30	6	15,350,308.

**Part IV Capital Gains and Losses for Tax on Investment Income**

(a) List and describe the kind(s) of property sold (e.g., real estate, 2-story brick warehouse; or common stock, 200 shs. MLC Co.)		(b) How acquired P - Purchase D - Donation	(c) Date acquired (mo., day, yr.)	(d) Date sold (mo., day, yr.)
1a				
b SEE ATTACHED STATEMENT				
c				
d				
e				

(e) Gross sales price	(f) Depreciation allowed (or allowable)	(g) Cost or other basis plus expense of sale	(h) Gain or (loss) (e) plus (f) minus (g)
a			
b			
c			
d			
e 2,013,731.		1,993,071.	20,660.

Complete only for assets showing gain in column (h) and owned by the foundation on 12/31/69

(i) F.M.V. as of 12/31/69	(j) Adjusted basis as of 12/31/69	(k) Excess of col. (i) over col. (j), if any	(l) Gains (Col. (h) gain minus col. (k), but not less than -0-) or Losses (from col. (h))
a			
b			
c			
d			
e			20,660.

2 Capital gain net income or (net capital loss)	{ If gain, also enter in Part I, line 7 If (loss), enter -0- in Part I, line 7	2	20,660.
3 Net short-term capital gain or (loss) as defined in sections 1222(5) and (6): If gain, also enter in Part I, line 8, column (c). If (loss), enter -0- in Part I, line 8		3	N/A

**Part V Qualification Under Section 4940(e) for Reduced Tax on Net Investment Income**

(For optional use by domestic private foundations subject to the section 4940(a) tax on net investment income.)

If section 4940(d)(2) applies, leave this part blank.

Was the foundation liable for the section 4942 tax on the distributable amount of any year in the base period?

☐ Yes ☒ No

If "Yes," the foundation does not qualify under section 4940(e). Do not complete this part.

1 Enter the appropriate amount in each column for each year; see instructions before making any entries.

(a) Base period years Calendar year (or tax year beginning in)	(b) Adjusted qualifying distributions	(c) Net value of noncharitable-use assets	(d) Distribution ratio (col. (b) divided by col. (c))
2008	281,929.	9,879,891.	.028536
2007	588,603.	10,154,893.	.057963
2006	468,932.	9,254,380.	.050671
2005	42,120.	8,626,880.	.004882
2004	418,042.	8,104,311.	.051583

2 Total of line 1, column (d)	2	.193635
3 Average distribution ratio for the 5-year base period - divide the total on line 2 by 5, or by the number of years the foundation has been in existence if less than 5 years	3	.038727
4 Enter the net value of noncharitable-use assets for 2009 from Part X, line 5	4	12,404,775.
5 Multiply line 4 by line 3	5	480,400.
6 Enter 1% of net investment income (1% of Part I, line 27b)	6	552.
7 Add lines 5 and 6	7	480,952.
8 Enter qualifying distributions from Part XII, line 4	8	564,207.

If line 8 is equal to or greater than line 7, check the box in Part VI, line 1b, and complete that part using a 1% tax rate.  
See the Part VI instructions.

**Part VI Excise Tax Based on Investment Income (Section 4940(a), 4940(b), 4940(e), or 4948 - see instructions)**

1a Exempt operating foundations described in section 4940(d)(2), check here <input type="checkbox"/> and enter "N/A" on line 1. Date of ruling or determination letter: _____ (attach copy of letter if necessary-see instructions)		1	552.
b Domestic foundations that meet the section 4940(e) requirements in Part V, check here <input checked="" type="checkbox"/> and enter 1% of Part I, line 27b		2	0.
c All other domestic foundations enter 2% of line 27b. Exempt foreign organizations enter 4% of Part I, line 12, col. (b)		3	552.
2 Tax under section 511 (domestic section 4947(a)(1) trusts and taxable foundations only. Others enter -0-)		4	0.
3 Add lines 1 and 2		5	552.
4 Subtitle A (income) tax (domestic section 4947(a)(1) trusts and taxable foundations only. Others enter -0-)		6a	7,585.
5 Tax based on investment income. Subtract line 4 from line 3. If zero or less, enter -0-		6b	
6 Credits/Payments:		6c	
a 2009 estimated tax payments and 2008 overpayment credited to 2009		6d	
b Exempt foreign organizations - tax withheld at source		7	7,585.
c Tax paid with application for extension of time to file (Form 8868)		8	
d Backup withholding erroneously withheld		9	
7 Total credits and payments. Add lines 6a through 6d		10	7,033.
8 Enter any penalty for underpayment of estimated tax. Check here <input type="checkbox"/> if Form 2220 is attached		11	0.
9 Tax due. If the total of lines 5 and 8 is more than line 7, enter amount owed			
10 Overpayment. If line 7 is more than the total of lines 5 and 8, enter the amount overpaid			
11 Enter the amount of line 10 to be: Credited to 2010 estimated tax <input checked="" type="checkbox"/> 7,033. Refunded <input type="checkbox"/>			

**Part VII-A Statements Regarding Activities**

	Yes	No
1a During the tax year, did the foundation attempt to influence any national, state, or local legislation or did it participate or intervene in any political campaign?		X
b Did it spend more than \$100 during the year (either directly or indirectly) for political purposes (see instructions for definition)? If the answer is "Yes" to 1a or 1b, attach a detailed description of the activities and copies of any materials published or distributed by the foundation in connection with the activities		X
c Did the foundation file Form 1120-POL for this year?		X
d Enter the amount (if any) of tax on political expenditures (section 4955) imposed during the year: (1) On the foundation. <input checked="" type="checkbox"/> \$ 0. (2) On foundation managers. <input checked="" type="checkbox"/> \$ 0.		
e Enter the reimbursement (if any) paid by the foundation during the year for political expenditure tax imposed on foundation managers. <input checked="" type="checkbox"/> \$ 0.		
2 Has the foundation engaged in any activities that have not previously been reported to the IRS? If "Yes," attach a detailed description of the activities		X
3 Has the foundation made any changes, not previously reported to the IRS, in its governing instrument, articles of incorporation, or bylaws, or other similar instruments? If "Yes," attach a conformed copy of the changes		X
4a Did the foundation have unrelated business gross income of \$1,000 or more during the year?		X
b If "Yes," has it filed a tax return on Form 990-T for this year?		
5 Was there a liquidation, termination, dissolution, or substantial contraction during the year? If "Yes," attach the statement required by General Instruction T		X
6 Are the requirements of section 508(e) (relating to sections 4941 through 4945) satisfied either: • By language in the governing instrument, or • By state legislation that effectively amends the governing instrument so that no mandatory directions that conflict with the state law remain in the governing instrument?	X	
7 Did the foundation have at least \$5,000 in assets at any time during the year? If "Yes," complete Part II, col. (c), and Part XV.	X	
8a Enter the states to which the foundation reports or with which it is registered (see instructions) <input checked="" type="checkbox"/> CA		
b If the answer is "Yes" to line 7, has the foundation furnished a copy of Form 990-PF to the Attorney General (or designate) of each state as required by General Instruction G? If "No," attach explanation	X	
9 Is the foundation claiming status as a private operating foundation within the meaning of section 4942(j)(3) or 4942(j)(5) for calendar year 2009 or the taxable year beginning in 2009 (see instructions for Part XIV)? If "Yes," complete Part XIV		X
10 Did any persons become substantial contributors during the tax year? If "Yes," attach a schedule listing their names and addresses		X

N/A

**Part VII-A Statements Regarding Activities (continued)**

11	At any time during the year, did the foundation, directly or indirectly, own a controlled entity within the meaning of section 512(b)(13)? If "Yes," attach schedule (see instructions)	11		X
12	Did the foundation acquire a direct or indirect interest in any applicable insurance contract before August 17, 2008?	12		X
13	Did the foundation comply with the public inspection requirements for its annual returns and exemption application? Website address ► N/A	13	X	
14	The books are in care of ► MICHAEL KEST Telephone no. ► 310-280-5000 Located at ► 5150 OVERLAND AVENUE, CULVER CITY, CA ZIP+4 ► 90230			
15	Section 4947(a)(1) nonexempt charitable trusts filing Form 990-PF in lieu of Form 1041 - Check here and enter the amount of tax-exempt interest received or accrued during the year ► 15 N/A			

**Part VII-B Statements Regarding Activities for Which Form 4720 May Be Required**

File Form 4720 if any item is checked in the "Yes" column, unless an exception applies.

	Yes	No
1a During the year did the foundation (either directly or indirectly):		
(1) Engage in the sale or exchange, or leasing of property with a disqualified person? <input type="checkbox"/> Yes <input checked="" type="checkbox"/> No		
(2) Borrow money from, lend money to, or otherwise extend credit to (or accept it from) a disqualified person? <input type="checkbox"/> Yes <input checked="" type="checkbox"/> No		
(3) Furnish goods, services, or facilities to (or accept them from) a disqualified person? <input type="checkbox"/> Yes <input checked="" type="checkbox"/> No		
(4) Pay compensation to, or pay or reimburse the expenses of, a disqualified person? <input type="checkbox"/> Yes <input checked="" type="checkbox"/> No		
(5) Transfer any income or assets to a disqualified person (or make any of either available for the benefit or use of a disqualified person)? <input type="checkbox"/> Yes <input checked="" type="checkbox"/> No		
(6) Agree to pay money or property to a government official? (Exception. Check "No" if the foundation agreed to make a grant to or to employ the official for a period after termination of government service, if terminating within 90 days.) <input type="checkbox"/> Yes <input checked="" type="checkbox"/> No		
b If any answer is "Yes" to 1a(1)-(6), did any of the acts fail to qualify under the exceptions described in Regulations section 53.4941(d)-3 or in a current notice regarding disaster assistance (see page 20 of the instructions)? Organizations relying on a current notice regarding disaster assistance check here N/A	1b	
c Did the foundation engage in a prior year in any of the acts described in 1a, other than excepted acts, that were not corrected before the first day of the tax year beginning in 2009? ►	1c	X
2 Taxes on failure to distribute income (section 4942) (does not apply for years the foundation was a private operating foundation defined in section 4942(j)(3) or 4942(j)(5)):		
a At the end of tax year 2009, did the foundation have any undistributed income (lines 6d and 6e, Part XIII) for tax year(s) beginning before 2009? <input type="checkbox"/> Yes <input checked="" type="checkbox"/> No If "Yes," list the years ►		
b Are there any years listed in 2a for which the foundation is not applying the provisions of section 4942(a)(2) (relating to incorrect valuation of assets) to the year's undistributed income? (If applying section 4942(a)(2) to all years listed, answer "No" and attach statement - see instructions.) N/A	2b	
c If the provisions of section 4942(a)(2) are being applied to any of the years listed in 2a, list the years here. ►		
3a Did the foundation hold more than a 2% direct or indirect interest in any business enterprise at any time during the year? <input type="checkbox"/> Yes <input checked="" type="checkbox"/> No		
b If "Yes," did it have excess business holdings in 2009 as a result of (1) any purchase by the foundation or disqualified persons after May 26, 1969; (2) the lapse of the 5-year period (or longer period approved by the Commissioner under section 4943(c)(7)) to dispose of holdings acquired by gift or bequest; or (3) the lapse of the 10-, 15-, or 20-year first phase holding period? (Use Schedule C, Form 4720, to determine if the foundation had excess business holdings in 2009) N/A	3b	
4a Did the foundation invest during the year any amount in a manner that would jeopardize its charitable purposes?	4a	X
b Did the foundation make any investment in a prior year (but after December 31, 1969) that could jeopardize its charitable purpose that had not been removed from jeopardy before the first day of the tax year beginning in 2009?	4b	X

Form 990-PF (2009)

**Part VII-B Statements Regarding Activities for Which Form 4720 May Be Required** (continued)

5a During the year did the foundation pay or incur any amount to:

(1) Carry on propaganda, or otherwise attempt to influence legislation (section 4945(e))?

☐ Yes ☒ No

(2) Influence the outcome of any specific public election (see section 4955); or to carry on, directly or indirectly, any voter registration drive?

☐ Yes ☒ No

(3) Provide a grant to an individual for travel, study, or other similar purposes?

☐ Yes ☒ No

(4) Provide a grant to an organization other than a charitable, etc., organization described in section 509(a)(1), (2), or (3), or section 4940(d)(2)?

☐ Yes ☒ No

(5) Provide for any purpose other than religious, charitable, scientific, literary, or educational purposes, or for the prevention of cruelty to children or animals?

☐ Yes ☒ No

b If any answer is "Yes" to 5a(1)-(5), did any of the transactions fail to qualify under the exceptions described in Regulations section 53.4945 or in a current notice regarding disaster assistance (see instructions)?

N/A

5b

Organizations relying on a current notice regarding disaster assistance check here

☒

c If the answer is "Yes" to question 5a(4), does the foundation claim exemption from the tax because it maintained expenditure responsibility for the grant?

N/A

☐ Yes ☐ No

If "Yes," attach the statement required by Regulations section 53.4945-5(d).

6a Did the foundation, during the year, receive any funds, directly or indirectly, to pay premiums on a personal benefit contract?

☐ Yes ☒ No

b Did the foundation, during the year, pay premiums, directly or indirectly, on a personal benefit contract?

6b

X

If "Yes" to 6b, file Form 8870

7a At any time during the tax year, was the foundation a party to a prohibited tax shelter transaction?

☐ Yes ☒ No

b If yes, did the foundation receive any proceeds or have any net income attributable to the transaction?

N/A

7b

**Part VIII Information About Officers, Directors, Trustees, Foundation Managers, Highly Paid Employees, and Contractors**

1 List all officers, directors, trustees, foundation managers and their compensation.

(a) Name and address	(b) Title, and average hours per week devoted to position	(c) Compensation (If not paid, enter -0-)	(d) Contributions to employee benefit plans and deferred compensation	(e) Expense account, other allowances
MICHAEL KEST	PRESIDENT			
5150 OVERLAND AVENUE				
CULVER CITY, CA 90230	5.00	0.	0.	0.
MATTHEW KEST	SECRETARY			
5150 OVERLAND AVENUE				
CULVER CITY, CA 90230	1.00	0.	0.	0.

2 Compensation of five highest-paid employees (other than those included on line 1). If none, enter "NONE."

(a) Name and address of each employee paid more than \$50,000	(b) Title, and average hours per week devoted to position	(c) Compensation	(d) Contributions to employee benefit plans and deferred compensation	(e) Expense account, other allowances
NONE				

Total number of other employees paid over \$50,000

0

Form 990-PF (2009)





**Part X** Minimum Investment Return (All domestic foundations must complete this part. Foreign foundations, see instructions.)

1	Fair market value of assets not used (or held for use) directly in carrying out charitable, etc., purposes:		
a	Average monthly fair market value of securities	1a	10,894,037.
b	Average of monthly cash balances	1b	580,815.
c	Fair market value of all other assets	1c	1,118,828.
d	Total (add lines 1a, b, and c)	1d	12,593,680.
e	Reduction claimed for blockage or other factors reported on lines 1a and 1c (attach detailed explanation)	1e	0.
2	Acquisition indebtedness applicable to line 1 assets	2	0.
3	Subtract line 2 from line 1d	3	12,593,680.
4	Cash deemed held for charitable activities. Enter 1 1/2% of line 3 (for greater amount, see instructions)	4	188,905.
5	Net value of noncharitable-use assets. Subtract line 4 from line 3. Enter here and on Part V, line 4	5	12,404,775.
6	Minimum investment return. Enter 5% of line 5	6	620,239.

**Part XI** Distributable Amount (see instructions) (Section 4942(j)(3) and (j)(5) private operating foundations and certain foreign organizations check here ☐ and do not complete this part.)

1	Minimum investment return from Part X, line 6	1	620,239.
2a	Tax on investment income for 2009 from Part VI, line 5	2a	552.
b	Income tax for 2009. (This does not include the tax from Part VI.)	2b	
c	Add lines 2a and 2b	2c	552.
3	Distributable amount before adjustments. Subtract line 2c from line 1	3	619,687.
4	Recoveries of amounts treated as qualifying distributions	4	0.
5	Add lines 3 and 4	5	619,687.
6	Deduction from distributable amount (see instructions)	6	0.
7	Distributable amount as adjusted. Subtract line 6 from line 5. Enter here and on Part XIII, line 1	7	619,687.

**Part XII** Qualifying Distributions (see instructions)

1	Amounts paid (including administrative expenses) to accomplish charitable, etc., purposes:		
a	Expenses, contributions, gifts, etc. - total from Part I, column (d), line 26	1a	564,207.
b	Program-related investments - total from Part IX-B	1b	0.
2	Amounts paid to acquire assets used (or held for use) directly in carrying out charitable, etc., purposes	2	
3	Amounts set aside for specific charitable projects that satisfy the:		
a	Suitability test (prior IRS approval required)	3a	
b	Cash distribution test (attach the required schedule)	3b	
4	Qualifying distributions. Add lines 1a through 3b. Enter here and on Part V, line 8, and Part XIII, line 4	4	564,207.
5	Foundations that qualify under section 4940(e) for the reduced rate of tax on net investment income. Enter 1% of Part I, line 27b	5	552.
6	Adjusted qualifying distributions. Subtract line 5 from line 4	6	563,655.

**Note.** The amount on line 6 will be used in Part V, column (b), in subsequent years when calculating whether the foundation qualifies for the section 4940(e) reduction of tax in those years.

**Part XIII** Undistributed Income (see instructions)

	(a) Corpus	(b) Years prior to 2008	(c) 2008	(d) 2009
<b>1</b> Distributable amount for 2009 from Part XI, line 7				619,687.
<b>2</b> Undistributed income, if any, as of the end of 2009				
<b>a</b> Enter amount for 2008 only			477,422.	
<b>b</b> Total for prior years:		0.		
<b>3</b> Excess distributions carryover, if any, to 2009:				
<b>a</b> From 2004				
<b>b</b> From 2005				
<b>c</b> From 2006				
<b>d</b> From 2007				
<b>e</b> From 2008				
<b>f</b> Total of lines 3a through e	0.			
<b>4</b> Qualifying distributions for 2009 from Part XII, line 4: ► \$ 564,207.				
<b>a</b> Applied to 2008, but not more than line 2a			477,422.	
<b>b</b> Applied to undistributed income of prior years (Election required - see instructions)		0.		
<b>c</b> Treated as distributions out of corpus (Election required - see instructions)	0.			
<b>d</b> Applied to 2009 distributable amount				86,785.
<b>e</b> Remaining amount distributed out of corpus	0.			
<b>5</b> Excess distributions carryover applied to 2009 (If an amount appears in column (d), the same amount must be shown in column (a).)	0.			0.
<b>6</b> Enter the net total of each column as indicated below:				
<b>a</b> Corpus. Add lines 3f, 4c, and 4e. Subtract line 5	0.			
<b>b</b> Prior years' undistributed income. Subtract line 4b from line 2b		0.		
<b>c</b> Enter the amount of prior years' undistributed income for which a notice of deficiency has been issued, or on which the section 4942(a) tax has been previously assessed		0.		
<b>d</b> Subtract line 6c from line 6b. Taxable amount - see instructions		0.		
<b>e</b> Undistributed income for 2008. Subtract line 4a from line 2a. Taxable amount - see instr.			0.	
<b>f</b> Undistributed income for 2009. Subtract lines 4d and 5 from line 1. This amount must be distributed in 2010				532,902.
<b>7</b> Amounts treated as distributions out of corpus to satisfy requirements imposed by section 170(b)(1)(F) or 4942(g)(3)	0.			
<b>8</b> Excess distributions carryover from 2004 not applied on line 5 or line 7	0.			
<b>9</b> Excess distributions carryover to 2010. Subtract lines 7 and 8 from line 6a	0.			
<b>10</b> Analysis of line 9:				
<b>a</b> Excess from 2005				
<b>b</b> Excess from 2006				
<b>c</b> Excess from 2007				
<b>d</b> Excess from 2008				
<b>e</b> Excess from 2009				







**Part XVII Information Regarding Transfers To and Transactions and Relationships With Noncharitable Exempt Organizations**

- |          |  | Yes          | No       |
|----------|--|--------------|----------|
| <b>1</b> | Did the organization directly or indirectly engage in any of the following with any other organization described in section 501(c)(3) of the Code (other than section 501(c)(3) organizations) or in section 527, relating to political organizations?   |              |          |
| <b>a</b> | Transfers from the reporting foundation to a noncharitable exempt organization of:   |              |          |
|          | (1) Cash   | <b>1a(1)</b> | <b>X</b> |
|          | (2) Other assets   | <b>1a(2)</b> | <b>X</b> |
| <b>b</b> | Other transactions:  |              |          |
|          | (1) Sales of assets to a noncharitable exempt organization   | <b>1b(1)</b> | <b>X</b> |
|          | (2) Purchases of assets from a noncharitable exempt organization   | <b>1b(2)</b> | <b>X</b> |
|          | (3) Rental of facilities, equipment, or other assets   | <b>1b(3)</b> | <b>X</b> |
|          | (4) Reimbursement arrangements   | <b>1b(4)</b> | <b>X</b> |
|          | (5) Loans or loan guarantees   | <b>1b(5)</b> | <b>X</b> |
|          | (6) Performance of services or membership or fundraising solicitations   | <b>1b(6)</b> | <b>X</b> |
| <b>c</b> | Sharing of facilities, equipment, mailing lists, other assets, or paid employees   | <b>1c</b>    | <b>X</b> |
| <b>d</b> | If the answer to any of the above is "Yes," complete the following schedule. Column (b) should always show the fair market value of the goods, other assets, or services given by the reporting foundation. If the foundation received less than fair market value in any transaction or sharing arrangement, show in column (d) the value of the goods, other assets, or services received. |              |          |







[illegible]

- 2a** Is the foundation directly or indirectly affiliated with, or related to, one or more tax-exempt organizations described in section 501(c) of the Code (other than section 501(c)(3)) or in section 527? ☐ Yes ☒ No

- b** If "Yes," complete the following schedule.

(a) Name of organization	(b) Type of organization	(c) Description of relationship
N/A		

Under penalties of perjury, I declare that I have examined this return, including accompanying schedules and statements, and to the best of my knowledge and belief, it is true, correct, and complete. Declaration of preparer (other than taxpayer or fiduciary) is based on all information of which preparer has any knowledge.

Sign Here						
	Signature of officer or trustee		Date		Title	
Paid Preparer's Use Only	Preparer's signature 		Date 		Check if self-employed <input type="checkbox"/>	Preparer's identifying number
	Firm's name (or yours if self-employed), address, and ZIP code <b>NSBN LLP</b> <b>9454 WILSHIRE BLVD., 4TH FLOOR</b> <b>BEVERLY HILLS, CA 90212-2907</b>				EIN  Phone no. <b>(310) 273-2501</b>	

**Schedule B**(Form 990, 990-EZ,  
or 990-PF)Department of the Treasury  
Internal Revenue Service**Schedule of Contributors**

▶ Attach to Form 990, 990-EZ, or 990-PF.

OMB No 1545-0047

**2009**

Name of the organization

Employer identification number

THE JUNE FOUNDATION

95-4745292

Organization type (check one):

Filers of:

Section:

Form 990 or 990-EZ

☐ 501(c)( ) (enter number) organization☐ 4947(a)(1) nonexempt charitable trust **not** treated as a private foundation☐ 527 political organization

Form 990-PF

☒ 501(c)(3) exempt private foundation☐ 4947(a)(1) nonexempt charitable trust treated as a private foundation☐ 501(c)(3) taxable private foundationCheck if your organization is covered by the **General Rule** or a **Special Rule**.**Note.** Only a section 501(c)(7), (8), or (10) organization can check boxes for both the General Rule and a Special Rule. See instructions.**General Rule**

- ☒ For an organization filing Form 990, 990-EZ, or 990-PF that received, during the year, \$5,000 or more (in money or property) from any one contributor. Complete Parts I and II.

**Special Rules**

- ☐ For a section 501(c)(3) organization filing Form 990 or 990-EZ that met the 33 1/3% support test of the regulations under sections 509(a)(1) and 170(b)(1)(A)(vi), and received from any one contributor, during the year, a contribution of the greater of (1) \$5,000 or (2) 2% of the amount on (i) Form 990, Part VIII, line 1h or (ii) Form 990-EZ, line 1. Complete Parts I and II.
- ☐ For a section 501(c)(7), (8), or (10) organization filing Form 990 or 990-EZ that received from any one contributor, during the year, aggregate contributions of more than \$1,000 for use *exclusively* for religious, charitable, scientific, literary, or educational purposes, or the prevention of cruelty to children or animals. Complete Parts I, II, and III.
- ☐ For a section 501(c)(7), (8), or (10) organization filing Form 990 or 990-EZ that received from any one contributor, during the year, contributions for use *exclusively* for religious, charitable, etc., purposes, but these contributions did not aggregate to more than \$1,000. If this box is checked, enter here the total contributions that were received during the year for an *exclusively* religious, charitable, etc., purpose. Do not complete any of the parts unless the **General Rule** applies to this organization because it received nonexclusively religious, charitable, etc., contributions of \$5,000 or more during the year. ▶ \$ \_\_\_\_\_

**Caution.** An organization that is not covered by the General Rule and/or the Special Rules does not file Schedule B (Form 990, 990-EZ, or 990-PF), but it **must** answer "No" on Part IV, line 2 of its Form 990, or check the box on line H of its Form 990-EZ, or on line 2 of its Form 990-PF, to certify that it does not meet the filing requirements of Schedule B (Form 990, 990-EZ, or 990-PF).

LHA For Privacy Act and Paperwork Reduction Act Notice, see the Instructions  
for Form 990, 990-EZ, or 990-PF.

Schedule B (Form 990, 990-EZ, or 990-PF) (2009)

Name of organization

Employer identification number

THE JUNE FOUNDATION

95-4745292

**Part I Contributors** (see instructions)

(a) No.	(b) Name, address, and ZIP + 4	(c) Aggregate contributions	(d) Type of contribution
1	KEST 2009 CHARITABLE LEAD TRUST NO 2 5150 OVERLAND AVE CULVER CITY, CA 90230	\$ 77,229.	Person <input checked="" type="checkbox"/> Payroll <input type="checkbox"/> Noncash <input type="checkbox"/> (Complete Part II if there is a noncash contribution.)
2	MICHAEL KEST 5150 OVERLAND AVE CULVER CITY, CA 90230	\$ 360,000.	Person <input checked="" type="checkbox"/> Payroll <input type="checkbox"/> Noncash <input type="checkbox"/> (Complete Part II if there is a noncash contribution.)
		\$	Person <input type="checkbox"/> Payroll <input type="checkbox"/> Noncash <input type="checkbox"/> (Complete Part II if there is a noncash contribution.)
		\$	Person <input type="checkbox"/> Payroll <input type="checkbox"/> Noncash <input type="checkbox"/> (Complete Part II if there is a noncash contribution.)
		\$	Person <input type="checkbox"/> Payroll <input type="checkbox"/> Noncash <input type="checkbox"/> (Complete Part II if there is a noncash contribution.)
		\$	Person <input type="checkbox"/> Payroll <input type="checkbox"/> Noncash <input type="checkbox"/> (Complete Part II if there is a noncash contribution.)
		\$	Person <input type="checkbox"/> Payroll <input type="checkbox"/> Noncash <input type="checkbox"/> (Complete Part II if there is a noncash contribution.)



Name of organization

Employer identification number

**THE JUNE FOUNDATION****95-4745292****Part II Noncash Property** (see instructions)

(a) No. from Part I	(b) Description of noncash property given	(c) FMV (or estimate) (see instructions)	(d) Date received
		\$	
		\$	
		\$	
		\$	
		\$	
		\$	
		\$	
		\$	
		\$	
		\$	
		\$	

Name of organization

Employer identification number

**THE JUNE FOUNDATION****95-4745292****Part III**

Exclusively religious, charitable, etc., individual contributions to section 501(c)(7), (8), or (10) organizations aggregating more than \$1,000 for the year. Complete columns (a) through (e) and the following line entry. For organizations completing Part III, enter the total of *exclusively* religious, charitable, etc., contributions of \$1,000 or less for the year (Enter this information once. See instructions.) ▶ \$

(a) No. from Part I	(b) Purpose of gift	(c) Use of gift	(d) Description of how gift is held
	(e) Transfer of gift		
	Transferee's name, address, and ZIP + 4		Relationship of transferor to transferee
	(e) Transfer of gift		
	Transferee's name, address, and ZIP + 4		Relationship of transferor to transferee
	(e) Transfer of gift		
	Transferee's name, address, and ZIP + 4		Relationship of transferor to transferee
	(e) Transfer of gift		
	Transferee's name, address, and ZIP + 4		Relationship of transferor to transferee
	(e) Transfer of gift		
	Transferee's name, address, and ZIP + 4		Relationship of transferor to transferee

## THE JUNE FOUNDATION

**Part IV** Capital Gains and Losses for Tax on Investment Income

(a) List and describe the kind(s) of property sold, e.g., real estate, 2-story brick warehouse; or common stock, 200 shs. MLC Co.		(b) How acquired P - Purchase D - Donation	(c) Date acquired (mo., day, yr.)	(d) Date sold (mo., day, yr.)
1a QPC LASER WARRANTS		D	VARIOUS	12/31/09
b FIDELITY ACCT 942 - SEE DETAIL ATTACHED		P	VARIOUS	VARIOUS
c FIDELITY ACCT 942 - SEE DETAIL ATTACHED		P	VARIOUS	VARIOUS
d FIDELITY ACCT 291 - CASH IN LIEU		P	VARIOUS	VARIOUS
e SCHERING PLOUGH CORP - 345 SHS		P	09/04/08	11/05/09
f WYETH - 216.544 SHS		P	VARIOUS	VARIOUS
g FORD MOTOR CREDIT - REDEMPTION		P	09/13/06	10/28/09
h BSCMS 2007-BBA8 M		P	08/10/09	08/18/09
i BSCMS 2007-BBA8 M		P	08/10/09	08/18/09
j SPECIAL SITUATIONS FUND - GAIN FROM K-1		P	VARIOUS	VARIOUS
k SENIOR CREDIT FUND - GAIN FROM K-1		P	VARIOUS	VARIOUS
l CAPITAL GAINS DIVIDENDS				
m				
n				
o				

(e) Gross sales price	(f) Depreciation allowed (or allowable)	(g) Cost or other basis plus expense of sale	(h) Gain or (loss) (e) plus (f) minus (g)
a		176,587.	<176,587.>
b 103,831.		194,962.	<91,131.>
c 281,676.		409,729.	<128,053.>
d 121.			121.
e 3,623.		2,806.	817.
f 10,913.		9,983.	930.
g 200,000.		199,005.	995.
h 525,053.		380,375.	144,678.
i 855,107.		619,624.	235,483.
j 172.			172.
k 33,061.			33,061.
l 174.			174.
m			
n			
o			

Complete only for assets showing gain in column (h) and owned by the foundation on 12/31/69

(i) F.M.V. as of 12/31/69	(j) Adjusted basis as of 12/31/69	(k) Excess of col. (i) over col. (j), if any	(l) Losses (from col. (h)) Gains (excess of col. (h) gain over col. (k), but not less than "-0-")
a			<176,587.>
b			<91,131.>
c			<128,053.>
d			121.
e			817.
f			930.
g			995.
h			144,678.
i			235,483.
j			172.
k			33,061.
l			174.
m			
n			
o			

2 Capital gain net income or (net capital loss) { If gain, also enter in Part I, line 7 If (loss), enter "-0-" in Part I, line 7 }	2	20,660.
3 Net short-term capital gain or (loss) as defined in sections 1222(5) and (6): If gain, also enter in Part I, line 8, column (c). If (loss), enter "-0-" in Part I, line 8 }	3	N/A

---



---

FORM 990-PF	DIVIDENDS AND INTEREST FROM SECURITIES	STATEMENT	1
-------------	--	-----------	---

---

SOURCE	GROSS AMOUNT	CAPITAL GAINS DIVIDENDS	COLUMN (A) AMOUNT
CHARLES SCHWAB	14,184.	0.	14,184.
CMRA ASSOCIATES K-1	53.	0.	53.
INTEREST INCOME FROM LOANS	100.	0.	100.
LUMINOUS CAPITAL - 263	36,011.	174.	35,837.
LUMINOUS CAPITAL - 499	9.	0.	9.
LUMINOUS CAPITAL - 942	81,113.	0.	81,113.
MONARCH CAPITAL - 291	16,993.	0.	16,993.
MONARCH CAPITAL - 305	3,729.	0.	3,729.
MORGAN STANLEY - 385	2,258.	0.	2,258.
MORGAN STANLEY - 422	208.	0.	208.
MORGAN STANLEY - 500	15,001.	0.	15,001.
PAULSON ADVANTAGE K-1	7.	0.	7.
SENIOR CREDIT FUND K-1	14,227.	0.	14,227.
SPECIAL SITUATIONS FUND K-1	17,836.	0.	17,836.
UBS	13.	0.	13.
TOTAL TO FM 990-PF, PART I, LN 4	201,742.	174.	201,568.

---



---

FORM 990-PF	RENTAL INCOME	STATEMENT	2
-------------	---------------	-----------	---

---

KIND AND LOCATION OF PROPERTY	ACTIVITY NUMBER	GROSS RENTAL INCOME
PASSTHROUGH FROM CMRA ASSOCIATES K-1	1	9,717.
TOTAL TO FORM 990-PF, PART I, LINE 5A		9,717.

---



---

FORM 990-PF	OTHER INCOME	STATEMENT	3
-------------	--------------	-----------	---

---

DESCRIPTION	(A) REVENUE PER BOOKS	(B) NET INVEST- MENT INCOME	(C) ADJUSTED NET INCOME
SPECIAL SITUATIONS FUND K-1	25.	25.	
SENIOR CREDIT FUND K	8,277.	8,277.	
MORGAN STANLEY - RETURN OF CAPITAL	2,761.	0.	
TOTAL TO FORM 990-PF, PART I, LINE 11	11,063.	8,302.	

## FORM 990-PF

## ACCOUNTING FEES

STATEMENT 4

DESCRIPTION	(A) EXPENSES PER BOOKS	(B) NET INVEST- MENT INCOME	(C) ADJUSTED NET INCOME	(D) CHARITABLE PURPOSES
ACCOUNTING FEES	8,058.	4,029.		4,029.
LEGAL FEES	1,960.	1,960.		0.
TO FORM 990-PF, PG 1, LN 16B	10,018.	5,989.		4,029.

## FORM 990-PF

## TAXES

STATEMENT 5

DESCRIPTION	(A) EXPENSES PER BOOKS	(B) NET INVEST- MENT INCOME	(C) ADJUSTED NET INCOME	(D) CHARITABLE PURPOSES
FRANCHISE TAX BOARD	10.	0.		10.
FOREIGN TAX	824.	824.		0.
REGISTRY OF CHARITABLE TRUSTS	95.	0.		95.
FEDERAL EXCISE TAX	9,000.	0.		0.
TO FORM 990-PF, PG 1, LN 18	9,929.	824.		105.

## FORM 990-PF

## OTHER EXPENSES

STATEMENT 6

DESCRIPTION	(A) EXPENSES PER BOOKS	(B) NET INVEST- MENT INCOME	(C) ADJUSTED NET INCOME	(D) CHARITABLE PURPOSES
INVESTMENT FEES	115,877.	155,877.		0.
POSTAGE AND DELIVERY	67.	34.		34.
PORTFOLIO DEDUCTIONS	12,367.	12,367.		0.
FUND EXPENSES	7,691.	7,691.		0.
MISCELLANEOUS GRANT EXPENSE	1,280.	0.		1,280.
TO FORM 990-PF, PG 1, LN 23	137,282.	175,969.		1,314.

---



---

FORM 990-PF	OTHER INCREASES IN NET ASSETS OR FUND BALANCES	STATEMENT	7
-------------	--	-----------	---

---

DESCRIPTION	AMOUNT
KEST FAMILY FOUNDATION DISTRIBUTION	4,314,754.
TOTAL TO FORM 990-PF, PART III, LINE 3	4,314,754.

---



---



---



---

FORM 990-PF	U.S. AND STATE/CITY GOVERNMENT OBLIGATIONS	STATEMENT	8
-------------	--	-----------	---

---

DESCRIPTION	U.S. GOV'T	OTHER GOV'T	BOOK VALUE	FAIR MARKET VALUE
LUMINOUS CAPITAL - 269263	X		1,018,454.	1,092,329.
LUMINOUS CAPITAL - 276499		X	1,010,860.	1,007,650.
TOTAL U.S. GOVERNMENT OBLIGATIONS			1,018,454.	1,092,329.
TOTAL STATE AND MUNICIPAL GOVERNMENT OBLIGATIONS			1,010,860.	1,007,650.
TOTAL TO FORM 990-PF, PART II, LINE 10A			2,029,314.	2,099,979.

---



---



---



---

FORM 990-PF	CORPORATE STOCK	STATEMENT	9
-------------	-----------------	-----------	---

---

DESCRIPTION	BOOK VALUE	FAIR MARKET VALUE
SELIGMAN NEW TECH FUND II	18,484.	18,484.
MORGAN STANLEY-104484	36,360.	50,933.
CHARLES SCHWAB - 5109-6978	1,223,602.	1,106,784.
LUMINOUS CAPITAL - 269263	5,048,392.	5,050,542.
LUMINOUS CAPITAL - 213942	1,200,784.	1,319,022.
MONARCH CAPITAL - 031291	1,072,156.	796,453.
MONARCH CAPITAL - 031305	175,000.	175,000.
TOTAL TO FORM 990-PF, PART II, LINE 10B	8,774,778.	8,517,218.

---



---

## FORM 990-PF

## OTHER INVESTMENTS

STATEMENT 10

DESCRIPTION	VALUATION METHOD	BOOK VALUE	FAIR MARKET VALUE
SPECIAL SITUATIONS FUND K-1	COST	738,733.	926,380.
PAULSON ADVANTAGE FUND K-1	COST	500,007.	499,801.
SENIOR CREDIT FUND A K-1	COST	545,163.	579,225.
CMRA ASSOCIATES K-1	COST	475,544.	475,544.
CMRA MANAGEMENT K-1	COST	1,020.	1,020.
CHASE MERRITT FUND II K-1	COST	500,000.	500,000.
TOTAL TO FORM 990-PF, PART II, LINE 13		2,760,467.	2,981,970.

## FORM 990-PF

GRANTS AND CONTRIBUTIONS  
PAID DURING THE YEAR

STATEMENT 11

RECIPIENT NAME AND ADDRESS	RECIPIENT RELATIONSHIP AND PURPOSE OF GRANT	RECIPIENT STATUS	AMOUNT
AMERICAN FRIENDS OF CHARITY OF LIGHT FUND P.O. BOX 4581 SKOKIE, IL 60077	NONE PUBLIC SUPPORT OF ORGANIZATION MISSION	PUBLIC CHARITY	180.
AMERICAN FRIENDS OF CHESED L'ORCHIM 21-16 42ND STREET QUEENS, NY 11105	PUBLIC SUPPORT OF ORGANIZATION MISSION	PUBLIC CHARITY	100.
AMERICAN FRIENDS OF HERITAGE HOUSE INC PO BOX 5248 PASSAIC, NJ 07055	NONE PUBLIC SUPPORT OF ORGANIZATION MISSION	PUBLIC CHARITY	500.
AMERICAN FRIENDS OF KOLLEL SHAAREI SIMCHA 1674 45TH STREET BROOKLYN, NY 11204	NONE PUBLIC SUPPORT OF ORGANIZATION MISSION	PUBLIC CHARITY	4,000.
AMERICAN FRIENDS OF NER YAAKOV 144-25 JEWEL AVE FLUSHING, NY 11367	NONE PUBLIC SUPPORT OF ORGANIZATION MISSION	PUBLIC CHARITY	400.

THE JUNE FOUNDATION

95,474,529.2

AMERICAN FRIENDS OF YAD ELIEZAR INC 1102 E 26TH STREET BROOKLYN, NY 11210	NONE PUBLIC SUPPORT OF ORGANIZATION MISSION	PUBLIC CHARITY	10,000.
BAIS YAAKOV LOS ANGELES 7353 BEVERLY BLVD LOS ANGELES, CA 90036	NONE PUBLIC SUPPORT OF ORGANIZATION MISSION	PUBLIC CHARITY	100.
BAIS YAAKOV SCHOOL FOR GIRLS 7353 BEVERLY BLVD LOS ANGELES, CA 90036	NONE PUBLIC SUPPORT OF ORGANIZATION MISSION	PUBLIC CHARITY	1,000.
BIKUR CHOLIM ARUGATH HABOSEM 25 ROBERT PITT DR STE 101 MONSEY, NY 10952	NONE PUBLIC SUPPORT OF ORGANIZATION MISSION	PUBLIC CHARITY	180.
BJJ HACHNOSAS KALLAH 615 FOREST AVE LAKEWOOD , NJ 08701	NONE PUBLIC SUPPORT OF ORGANIZATION MISSION	PUBLIC CHARITY	1,000.
BNOS ESTHER 116 N LA BREA AVE LOS ANGELES, CA 90036	NONE PUBLIC SUPPORT OF ORGANIZATION MISSION	PUBLIC CHARITY	400.
BONEI OLAM 1755 46TH STREET BROOKLYN, NY 11204	NONE PUBLIC SUPPORT OF ORGANIZATION MISSION	PUBLIC CHARITY	1,000.
CHAYIM V CHESED 1317 E 8TH STREET BROOKLYN, NY 11230	NONE PUBLIC SUPPORT OF ORGANIZATION MISSION	PUBLIC CHARITY	500.
CHEDER LOS ANGELES 801 N LA BREA AVE LOS ANGELES, CA 90038	NONE PUBLIC SUPPORT OF ORGANIZATION MISSION	PUBLIC CHARITY	1,000.
CONGREGATION ADAS YE RAIM 27 LEE AVE BROOKLYN, NY 11211	NONE PUBLIC SUPPORT OF ORGANIZATION MISSION	PUBLIC CHARITY	100.



THE JUNE FOUNDATION

95,474,529.2

CONGREGATION BAIS ARON 1079 E 3RD STREET BROOKLYN, NY 11204	NONE PUBLIC SUPPORT OF ORGANIZATION MISSION	PUBLIC CHARITY	1,000.
CONGREGATION BAIS YITZCHOK 82-35 SURREY PLACE JAMAICA ESTATES, NY 11432	NONE PUBLIC SUPPORT OF ORGANIZATION MISSION	PUBLIC CHARITY	1,000.
CONGREGATION CHASDEI YOCHONON D'LOITZK 5803 13TH AVE BROOKLYN, NY 11219	NONE PUBLIC SUPPORT OF ORGANIZATION MISSION	PUBLIC CHARITY	18.
CONGREGATION CHAYEI SACA 5150 OVERLAND AVE CULVER CITY, CA 90230	NONE PUBLIC SUPPORT OF ORGANIZATION MISSION	PUBLIC CHARITY	500.
CONGREGATION KAHAL YIREI HASHEM 5150 OVERLAND AVE CULVER CITY, CA 90230	NONE PUBLIC SUPPORT OF ORGANIZATION MISSION	PUBLIC CHARITY	180.
CONGREGATION KEHILAS YAAKOV 7211 BEVERLY BLVD LOS ANGELES, CA 90036	NONE PUBLIC SUPPORT OF ORGANIZATION MISSION	PUBLIC CHARITY	1,500.
CONGREGATION KOLLEL BRESLAV 20 ALBERT DRIVE MONSEY, NY 10952	NONE PUBLIC SUPPORT OF ORGANIZATION MISSION	PUBLIC CHARITY	500.
CONGREGATION TOLDOS ODOM 1424 E 13TH STREET BROOKLYN, NY 11230	NONE PUBLIC SUPPORT OF ORGANIZATION MISSION	PUBLIC CHARITY	500.
CONGREGATION ZICHRON MOSHE 1441 MONMOUTH AVE LAKEWOOD , NJ 08701	NONE PUBLIC SUPPORT OF ORGANIZATION MISSION	PUBLIC CHARITY	360.
ETTA ISRAEL CENTER 4601 WILSHIRE BLVD, STE 235 LOS ANGELES, CA 90010	NONE PUBLIC SUPPORT OF ORGANIZATION MISSION	PUBLIC CHARITY	180.

THE JUNE FOUNDATION

95,474,529.2

ETZ HADAAT 116 E 9TH STREET LAKEWOOD , NJ 08701	NONE PUBLIC SUPPORT OF ORGANIZATION MISSION	PUBLIC CHARITY	500.
EZRAS ISRAEL 803 MONTROSE ROAD ROCKVILLE, MD 20852	NONE PUBLIC SUPPORT OF ORGANIZATION MISSION	PUBLIC CHARITY	1,000.
FRIENDS OF AHAVAT SHALOM 1407 BROADWAY SUITE 1503 NEW YORK, NY 10018	NONE PUBLIC SUPPORT OF ORGANIZATION MISSION	PUBLIC CHARITY	1,800.
HAAZINU CHARITABLE FOUNDATION 1122 AVENUE J BROOKLYN, NY 11230	NONE PUBLIC SUPPORT OF ORGANIZATION MISSION	PUBLIC CHARITY	100.
HACHNASSAT KALLAH OF GREATER LOS ANGELES 200 S MCCADDEN PLACE LOS ANGELES, CA 90004	NONE PUBLIC SUPPORT OF ORGANIZATION MISSION	PUBLIC CHARITY	1,000.
HADAR ZION 1703 47TH STREET BROOKLYN, NY 11204	NONE PUBLIC SUPPORT OF ORGANIZATION MISSION	PUBLIC CHARITY	200.
HATZOLO 5150 OVERLAND AVE CULVER CITY, CA 90230	NONE PUBLIC SUPPORT OF ORGANIZATION MISSION	PUBLIC CHARITY	400.
JEWISH HERITAGE CENTER 68-29 MAIN STREET FLUSHING, NY 11367	NONE PUBLIC SUPPORT OF ORGANIZATION MISSION	PUBLIC CHARITY	250.
JEWISH LEARNING EXCHANGE 512 N LA BREA AVE LOS ANGELES, CA 90036	NONE PUBLIC SUPPORT OF ORGANIZATION MISSION	PUBLIC CHARITY	200.
KAD RIVKAH HACHNOSA KALLAH FUND INC 5101 17TH AVE BROOKLYN, NY 11204	NONE PUBLIC SUPPORT OF ORGANIZATION MISSION	PUBLIC CHARITY	750.

THE JUNE FOUNDATION

95,474,529.2

KESSER TORAH 3 CEDAR LANE MONSEY, NY 10952	NONE PUBLIC SUPPORT OF ORGANIZATION MISSION	PUBLIC CHARITY	500.
KOLLEL BAIS YECHIEL 6080 N WHIPPLE STREET CHICAGO, IL 60659	NONE PUBLIC SUPPORT OF ORGANIZATION MISSION	PUBLIC CHARITY	500.
KOLLEL GOVOHA IMRAI KOHAIN 721 AVENUE L BROOKLYN, NY 11230	NONE PUBLIC SUPPORT OF ORGANIZATION MISSION	PUBLIC CHARITY	180.
KOLLEL MEOR YITZCHOK 2 BUCKMAN PLACE MONSEY, NY 10952	NONE PUBLIC SUPPORT OF ORGANIZATION MISSION	PUBLIC CHARITY	1,000.
LA LADIES BIKUR CHOLIM 151 SOUTH POINSETTIA PLACE LOS ANGELES, CA 90036	NONE PUBLIC SUPPORT OF ORGANIZATION MISSION	PUBLIC CHARITY	360.
MAALOT 5822 WEST THIRD STREET LOS ANGELES, CA 90036	NONE PUBLIC SUPPORT OF ORGANIZATION MISSION	PUBLIC CHARITY	5,000.
MAASEH CHESED GEMACH PO BOX 481270 LOS ANGELES, CA 90048	NONE PUBLIC SUPPORT OF ORGANIZATION MISSION	PUBLIC CHARITY	1,500.
MAGEN ISRAEL SOCIETY 1815 E 3RD ST BROOKLYN, NY 11223	NONE PUBLIC SUPPORT OF ORGANIZATION MISSION	PUBLIC CHARITY	100.
MARBEH EZEDAKA 7461 BEVERLY BLVD #202 LOS ANGELES, CA 90036	NONE PUBLIC SUPPORT OF ORGANIZATION MISSION	PUBLIC CHARITY	180.
MERKAZ HAKOLILIM DSHIKUN SQUARE 5 ROOSEVELT AVE NEW SQUARE, NY 10977	NONE PUBLIC SUPPORT OF ORGANIZATION MISSION	PUBLIC CHARITY	18.

THE JUNE FOUNDATION

95-4745292

MESIFTA BIRKAS YITZOCK 6022 W PICO BLVD LOS ANGELES, CA 90035	NONE PUBLIC SUPPORT OF ORGANIZATION MISSION	PUBLIC CHARITY	500.
MESIVTA AND KOLLEL BOYANE 260 MARCY AVE BROOKLYN, NY 11211	NONE PUBLIC SUPPORT OF ORGANIZATION MISSION	PUBLIC CHARITY	180.
MICHAEL & SUSANNE KEST FAMILY FUND 5150 OVERLAND AVE CULVER CITY, CA 90230	NONE PUBLIC SUPPORT OF ORGANIZATION MISSION	PUBLIC CHARITY	500,000.
MIFAL EZRAS NISUIN 12 HARRISON AVE #3A BROOKLYN, NY 11211	NONE PUBLIC SUPPORT OF ORGANIZATION MISSION	PUBLIC CHARITY	250.
MIKDASH MELECH 1326 OCEAN PARKWAY BROOKLYN, NY 11230	NONE PUBLIC SUPPORT OF ORGANIZATION MISSION	PUBLIC CHARITY	500.
NACHALAT NAFTOLY PO BOX 171 BROOKLYN, NY 11210	NONE PUBLIC SUPPORT OF ORGANIZATION MISSION	PUBLIC CHARITY	500.
NESIVOS AHRON 79 W MONROE ST, STE 1119 CHICAGO, IL 60603	NONE PUBLIC SUPPORT OF ORGANIZATION MISSION	PUBLIC CHARITY	1,000.
NUMRI RABBANICAL COLLEGE KNESSETH ISRAEL 169 PARKVILLE AVE BROOKLYN, NY 11230	NONE PUBLIC SUPPORT OF ORGANIZATION MISSION	PUBLIC CHARITY	360.
OHR HAMEIR SEMINARY 141 FURNACE WOODS ROAD CORTLANDT, NY 10567	NONE PUBLIC SUPPORT OF ORGANIZATION MISSION	PUBLIC CHARITY	500.
PIRCHEI AGUDAS YISROEL OF CALIFORNIA 364 N DETROIT STREET LOS ANGELES, CA 90036	NONE PUBLIC SUPPORT OF ORGANIZATION MISSION	PUBLIC CHARITY	600.

THE JUNE FOUNDATION

95-4745292

PROVIDENCE HEBREW DAY SCHOOL 450 ELMGROVE AVENUE PROVIDENCE, RI 02906	NONE PUBLIC SUPPORT OF ORGANIZATION MISSION	PUBLIC CHARITY	100.
PUAH INSTITUTE 1709 KING HIGHWAY BROOKLYN, NY 11230	NONE PUBLIC SUPPORT OF ORGANIZATION MISSION	PUBLIC CHARITY	360.
SATMAR KIKUR CHOLIM 9 TAYLOR COURT MONROE, NY 10950	NONE PUBLIC SUPPORT OF ORGANIZATION MISSION	PUBLIC CHARITY	50.
SHOR YOSHUV INSTITUTE 1 CEDARLAWN AVE LAWRENCE, NY 11559	NONE PUBLIC SUPPORT OF ORGANIZATION MISSION	PUBLIC CHARITY	100.
SIMXA COMPANY INC 157 SOUTH CITRUS AVE LOS ANGELES, CA 90036	NONE PUBLIC SUPPORT OF ORGANIZATION MISSION	PUBLIC CHARITY	360.
TEHILA L'DAVID 5150 OVERLAND AVE CULVER CITY, CA 90230	NONE PUBLIC SUPPORT OF ORGANIZATION MISSION	PUBLIC CHARITY	25.
TELSHE YESHIVA 5150 OVERLAND AVE CULVER CITY, CA 90230	NONE PUBLIC SUPPORT OF ORGANIZATION MISSION	PUBLIC CHARITY	1,000.
TESHIVA GEDOLAH - ZICHRON MOSHE PO BOX 580 SOUTH FALLSBURG, NY 12779	NONE PUBLIC SUPPORT OF ORGANIZATION MISSION	PUBLIC CHARITY	1,000.
TIFERET MOSHE INC 818 FOREST AVE LAKEWOOD , NJ 08701	NONE PUBLIC SUPPORT OF ORGANIZATION MISSION	PUBLIC CHARITY	500.
TORAS CHAIM 3110 STERLING POINT DRIVE PORTSMOUTH, VA 23703	NONE PUBLIC SUPPORT OF ORGANIZATION MISSION	PUBLIC CHARITY	180.

THE JUNE FOUNDATION

95,474,529.2

TZEDAKA FUND 292 SOUTH LA CIENEGA BEVERLY HILLS, CA 90211	NONE PUBLIC SUPPORT OF ORGANIZATION MISSION	PUBLIC CHARITY	3,950.
UNITED INSTITUTE OF KARLIN STOLIN 1436-42ND STREET BROOKLYN, NY 11219	NONE PUBLIC SUPPORT OF ORGANIZATION MISSION	PUBLIC CHARITY	100.
UNIVERSITY HERITAGE SOCIETY 48 WEST PARKWAY CLIFTON, NJ 07014	NONE PUBLIC SUPPORT OF ORGANIZATION MISSION	PUBLIC CHARITY	200.
VAAD HATZEDAKA 5150 OVERLAND AVE CULVER CITY, CA 90230	NONE PUBLIC SUPPORT OF ORGANIZATION MISSION	PUBLIC CHARITY	120.
WEST COAST VAAD HACHESED 7269 BEVERLY BLVD LOS ANGELES, CA 90036	NONE PUBLIC SUPPORT OF ORGANIZATION MISSION	PUBLIC CHARITY	197.
YAD L'ACHIM 579 5TH AVE, SUITE 1420 NEW YORK, NY 10017	NONE PUBLIC SUPPORT OF ORGANIZATION MISSION	PUBLIC CHARITY	500.
YAVNEH HEBREW ACADEMY 5353 W 3RD STREET LOS ANGELES, CA 90020	NONE PUBLIC SUPPORT OF ORGANIZATION MISSION	PUBLIC CHARITY	50.
YESHIVA CHAYEI OLAM 14 EAST 11TH STREET LAKEWOOD , NJ 08701	NONE PUBLIC SUPPORT OF ORGANIZATION MISSION	PUBLIC CHARITY	500.
YESHIVA DVAR TORAH 720 PARK AVE LAKEWOOD , NJ 08701	NONE PUBLIC SUPPORT OF ORGANIZATION MISSION	PUBLIC CHARITY	500.
YESHIVA KESER DOVID 10 CELLER ROAD EDISON, NJ 08817	NONE PUBLIC SUPPORT OF ORGANIZATION MISSION	PUBLIC CHARITY	100.

THE JUNE FOUNDATION

95,474,529.2

YESHIVA ME'ON HATORAH  
PO BOX 188 ROOSEVELT, NJ 08555

NONE  
PUBLIC SUPPORT OF  
ORGANIZATION MISSION

PUBLIC  
CHARITY

250.

YESHIVA MERCAZ HATORAH  
3495 RICHOMOND ROAD STATEN  
ISLAND, NY 10309

NONE  
PUBLIC SUPPORT OF  
ORGANIZATION MISSION

PUBLIC  
CHARITY

36.

YESHIVA RAV ISACSOHN  
540 N LA BREA AVE LOS ANGELES,  
CA 90036

NONE  
PUBLIC SUPPORT OF  
ORGANIZATION MISSION

PUBLIC  
CHARITY

555.

YESHIVA TIFERES NAFTOLI  
3059 ENGLISHTOWN ROAD  
JAMESBURG, NJ 08831

NONE  
PUBLIC SUPPORT OF  
ORGANIZATION MISSION

PUBLIC  
CHARITY

500.

YESHIVAS DVAR TORAH  
720 PARK AVE LAKEWOOD , NJ  
08701

NONE  
PUBLIC SUPPORT OF  
ORGANIZATION MISSION

PUBLIC  
CHARITY

500.

YOUNG ISRAEL OF HANCOCK PARK  
225 S LA BREA AVE LOS ANGELES,  
CA 90036

NONE  
PUBLIC SUPPORT OF  
ORGANIZATION MISSION

PUBLIC  
CHARITY

900.

TOTAL TO FORM 990-PF, PART XV, LINE 3A

558,759.

# 2009 Detail Information



0000498 000008199

Account No.	Taxpayer ID.	Page
674-213942	95-4745292	18 of 38

THE JUNE FOUNDATION  
5150 OVERLAND AVE  
CULVER CITY CA 90230-4914

Customer Service: 888-201-3726

## Additional Information

Amount

*This detail information is not reported to the IRS. It may assist you in tax return preparation.*

Accrued Interest Paid on Purchases.....	0.00
Short-Term Realized Gain/Loss.....	91,130.90-
Long-Term Realized Gain/Loss.....	128,076.60-

## Detail Information

## Short-Term Realized Gain/Loss

Description / CUSIP	Date Acquired	Date Sold	Quantity	Proceeds	Cost Basis	Gain/Loss (-)
<i>Cost basis, realized gain and loss, and holding period information reported may not reflect all adjustments necessary for tax reporting purposes. This information is not reported to the IRS. It may assist you in tax return preparation.</i>						
SANTANDER FINANCE PREFERRED SA UNIP PFD /E8683R144						
09/29/09	09/29/09		0.000	22.75	0.00 f	22.75
09/29/09	09/29/09		0.000	1.00	0.00 f	1.00
			USD Subtotal	23.75	0.00	
ARCH CAPITAL GROUP PFD /G0450A147						
12/30/08	06/24/09		25.000	565.23	466.25 f cp	98.98
ARCH CAPITAL GROUP PFD /G0450A154						
12/30/08	06/24/09		3.000	61.76	56.85 f cp	4.91
PARTNERRE PFD /G6852T204						
03/13/09	06/24/09		3.000	59.24	46.68 f	12.56
03/13/09	07/08/09		3.000	62.39	46.68 f	15.71
			USD Subtotal	121.63	93.36	
PRUDENTIAL PLC PERPETUAL SUB CAP SECS /G7293H114						
12/30/08	07/08/09		3.000	56.96	39.81 f cp	17.15
PRUDENTIAL PFD /G7293H189						
05/16/08	01/13/09		11.000	184.25	252.22 f t	67.97-
05/16/08	04/29/09		7.000	95.68	160.51 f t	64.83-
			USD Subtotal	279.93	412.73	
ABN AMRO CAP FDG TR V GTD TR PFD SECS /00372P203						
06/24/09	08/24/09		2.000	21.86	25.80 f	3.94-
ABN AMRO CAP FDG TR VII GTD TR PFD SECS /00372Q201						
various	09/18/09		29.000	323.28	368.85 f	45.57-
ALABAMA PWR CO SER 2007B SR NT 5.8750% /010392496						
02/06/09	11/11/09		12.000	300.79	295.68 f cp	5.11
ALLIANZ SE PFD /018805200						
06/17/08	02/06/09		40.000	735.19	999.15 f t	263.96-
Wash Sale Disallowed Loss					263.96-	263.96
various	12/10/09		659.000	15,900.33	14,924.27 f cp	976.06
			USD Subtotal	16,635.52	15,659.46	





## 2009 Detail Information

Account No.	Taxpayer ID.	Page
674-213842	95-4745292	19 of 38

Customer Service: 888-201-3726

THE JUNE FOUNDATION  
5150 OVERLAND AVE  
CULVER CITY CA 90230-4914

## Detail Information

## Short-Term Realized Gain/Loss

Description / CUSIP	Date Acquired	Date Sold	Quantity	Proceeds	Cost Basis	Gain/Loss (-)
<i>Cost basis, realized gain and loss, and holding period information reported may not reflect all adjustments necessary for tax reporting purposes. This information is not reported to the IRS. It may assist you in tax return preparation.</i>						
AMERICAN INTL GROUP INC JR SUB DEB SER A/026874859						
various	01/13/09		203.000	2,032.01	5,056.41 f t	3,024.40-
3AC CAP TR XII GTD CAP SECS 6.875% /05633T209						
01/13/09	04/29/09		6.000	81.41	113.16 f	31.75-
12/30/08	06/24/09		2.000	35.87	37.39 f cp	1.52-
			USD Subtotal	117.28	150.55	
BANK AMER CORP DEP SHS REPSTG 1/1200TH /060505559						
various	03/05/09		489.000	2,757.47	9,667.74 f	6,910.27-
BANK AMER CORP DEP SHS REPSTG 1/1200TH /060505583						
01/13/09	03/05/09		228.000	880.07	2,492.04 f	1,611.97-
BARCLAYS BK PLC SPONSORED ADR PREF SHS /06739H362						
05/16/08	02/06/09		42.000	499.79	1,059.24 f t	559.45-
			Wash Sale Disallowed Loss		559.45-	559.45
CBS CORP NEW SR RETAIL DEB 7.25% /124857301						
01/15/09	06/24/09		3.000	54.02	49.83 f	4.19
CITIGROUP INC DEP DEP SHS REPSTG /172967572						
06/11/08	01/13/09		3.000	41.48	69.62 f t	28.14-
06/11/08	01/16/09		99.000	896.29	2,297.30 f t	1,401.01-
			USD Subtotal	937.77	2,366.92	
CITIGROUP CAPITAL VIII CAP SECS 6.95 /17306R204						
01/13/09	02/06/09		22.000	270.81	324.06 f	53.25-
12/30/08	06/24/09		2.000	31.11	34.50 f cp	3.39-
			Wash Sale Disallowed Loss		3.39-	3.39
			USD Subtotal	301.92	355.17	
CITIGROUP CAP XV ENHANCED TR PFD SEC /17310G202						
04/29/09	07/14/09		3.000	50.73	32.94 f	17.79
CREDIT SUISSE GUERNSEY BRANCH 07.90% /225448208						
04/16/08	02/06/09		7.000	127.68	176.87 f t	49.19-
			Wash Sale Disallowed Loss		49.19-	49.19
05/02/08	02/06/09		26.000	474.23	663.00 f t	188.77-
			Wash Sale Disallowed Loss		188.77-	188.77
			USD Subtotal	601.91	601.91	
DEUTSCHE BK CAP FDG TR IX GTD TR PFD /25153Y206						
01/13/09	02/06/09		5.000	59.59	81.55 f	21.96-
01/13/09	04/29/09		5.000	71.39	81.55 f	10.16-
			USD Subtotal	130.98	163.10	
DEUTSCHE BK CONTINGENT CAP TR III TR PFD/25154A108						
01/13/09	02/06/09		15.000	211.79	267.00 f	55.21-
			Wash Sale Disallowed Loss		55.21-	55.21

## 2009 Detail Information



Account No.	Taxpayer ID.	Page
674-213942	95-4745292	20 of 38

THE JUNE FOUNDATION  
5150 OVERLAND AVE  
CULVER CITY CA 90230-4914

Customer Service: 888-201-3726

## Detail Information

## Short-Term Realized Gain/Loss

Description / CUSIP	Date Acquired	Date Sold	Quantity	Proceeds	Cost Basis	Gain/Loss (-)
Cost basis, realized gain and loss, and holding period information reported may not reflect all adjustments necessary for tax reporting purposes. This information is not reported to the IRS. It may assist you in tax return preparation.						
DEUTSCHE BK CAP FDG TR X NONCUMULATIVE /25154D102						
01/13/09	02/06/09	10.000	133.29	174.40 f	41.11-	
01/13/09	04/29/09	6.000	88.73	104.64 f	15.91-	
Wash Sale Disallowed Loss				15.91-	15.91	
USD Subtotal			222.02	263.13		
DEVELOPERS DIVERSIFIED RLTY CRP /251591822						
01/17/08	01/13/09	113.000	1,170.67	2,500.69 f t	1,330.02-	
DOMINION RES INC VA NEW ENHANCED JR SUB /25746U604						
06/16/09	07/08/09	38.000	965.55	957.22 f	8.33	
DUKE RLTY CORP DEP SH REPSTG 1/10TH PFD /264411679						
02/26/08	01/13/09	206.000	3,401.04	5,081.71 f t	1,680.67-	
ENTERGY MISS INC 1ST MTG BD /29364N868						
01/28/09	06/24/09	3.000	74.90	75.06 f	0.16-	
Wash Sale Disallowed Loss				0.16-	0.16	
various	07/30/09	145.000	3,690.15	3,571.68 f cp	118.47	
USD Subtotal			3,765.05	3,646.58		
ENTERGY LA LLC 1ST MTG BD 7.60% /29364W207						
01/13/09	01/23/09	36.000	901.43	900.00 f	1.43	
FPL GROUP CAP TR I PFD TR SECS 5.875% /30257V207						
12/30/08	06/24/09	3.000	71.27	69.72 f cp	1.55	
various	09/29/09	130.000	3,275.88	3,090.05 f cp	185.83	
USD Subtotal			3,347.15	3,159.77		
FPL GROUP CAP INC GTD JR SUB DEB SER F /302570601						
03/25/09	06/24/09	2.000	53.55	50.36 f	3.19	
FREDDIE MAC 8.3750% PERPETUAL /313400624						
various	01/13/09	1,281.000	1,440.52	32,169.69 f t	30,729.17-	
FEDERAL NATL MTG ASSN PFD SER S /313586752						
various	01/13/09	1,408.000	1,928.94	34,659.23 f t	32,730.29-	
HSBC USA INC NEW PFD STK SER F FLTG RATE/40428H805						
04/11/08	01/13/09	77.000	1,058.74	1,393.47 f t	334.73-	
HSBC HLDGS 08.12% 01/01/2199 PFD /404280703						
04/16/08	02/06/09	9.000	194.84	233.28 f t	38.44-	
Wash Sale Disallowed Loss				38.44-	38.44	
HSBC FIN CORP NT 6.875% 01/30/2033 /40429C201						
12/30/08	06/24/09	2.000	41.89	41.30 f cp	0.59	
ING GROEP NV PFD /456837202						
various	08/26/09	101.000	1,510.92	1,589.40 f cp	78.48-	
Wash Sale Disallowed Loss				110.40-	110.40	
various	08/26/09	80.000	1,196.77	702.85 f cp	493.92	
USD Subtotal			2,707.69	2,181.85		



0000496 000008197

# 2009 Detail Information

Account No.	Taxpayer ID.	Page
674-213942	95-4745292	21 of 38

Customer Service: 888-201-3726

THE JUNE FOUNDATION  
5150 OVERLAND AVE  
CULVER CITY CA 90230-4914

## Detail Information

## Short-Term Realized Gain/Loss

Description / CUSIP	Date Acquired	Date Sold	Quantity	Proceeds	Cost Basis	Gain/Loss (-)
Cost basis, realized gain and loss, and holding period information reported may not reflect all adjustments necessary for tax reporting purposes. This information is not reported to the IRS. It may assist you in tax return preparation.						
ING GROEP NV PFD /456837301						
01/13/09	04/29/09		10.000	113.79	167.60 f	53.81-
various	08/24/09		206.000	3,267.07	3,144.55 f cp	122.52
			USD Subtotal	3,380.86	3,312.15	
ING GROEP NV PFD 6.20% 12/31/2049 /456837400						
various	09/01/09		13.000	171.60	188.69 f	17.09-
ING GROEP NV 00.00% 01/15/2011 PFD /456837509						
various	09/01/09		196.000	2,576.20	2,381.22 f cp	194.98
ING GROEP N.V. 6.375% PERPETUAL PFD /456837608						
01/16/08	01/13/09		81.000	1,155.05	1,863.69 f t	708.64-
Wash Sale Disallowed Loss					708.64-	708.64
06/11/08	01/13/09		5.000	71.30	96.47 f t	25.17-
Wash Sale Disallowed Loss					25.17-	25.17
various	09/25/09		145.000	2,089.39	1,809.75 f cp	279.64
			USD Subtotal	3,315.74	3,036.10	
ING GROEP N.V. PFD 8.50% PERPETUAL /456837806						
06/18/08	01/13/09		17.000	329.11	424.95 f t	95.84-
Wash Sale Disallowed Loss					16.91-	16.91
06/18/08	04/29/09		17.000	224.56	424.95 f t	200.39-
Wash Sale Disallowed Loss					200.39-	200.39
various	09/24/09		270.000	5,119.07	3,253.53 f cp	1,865.54
			USD Subtotal	5,672.74	3,886.13	
JP MORGAN CHASE CAP X PFD 7% 02/15/2032 /46623D200						
03/03/09	09/23/09		130.000	3,264.70	2,061.80 f cp	1,202.90
JPMORGAN CHASE CAP XXVI CAP SECS VAR SER/48124G104						
05/20/08	02/06/09		3.000	68.03	76.71 f t	8.68-
Wash Sale Disallowed Loss					8.68-	8.68
KEYCORP CAPITAL VIII PFDS 7.00% /49327C205						
06/24/09	07/14/09		5.000	106.31	84.30 f	22.01
KEYCORP CAP IX TR PRD SECS % /49327Q204						
04/29/09	07/14/09		10.000	212.64	124.10 f	88.54
KIMCO RLTY CORP DEP SHS REPSTG 1/100 PFD/49446R844						
04/21/08	01/13/09		27.000	529.46	652.05 f t	122.59-
Wash Sale Disallowed Loss					31.78-	31.78
KIMCO REALTY CORP DEPOSITARY SH REPSTG /49446R869						
04/30/09	06/24/09		1.000	17.59	15.43 f	2.16
LEHMAN BROS HLDGS INC DEP SH REPSTG /52520W317						
various	01/13/09		153.000	0.46	3,352.89 f t	3,352.43-
LINCOLN NATL CAP VI 6.75% 09/11/2052 SER/53404M201						
01/13/09	04/29/09		9.000	120.23	180.00 f	59.77-

## 2009 Detail Information



Account No.	Taxpayer ID.	Page
674-213942	95-4745292	22 of 38

THE JUNE FOUNDATION  
5150 OVERLAND AVE  
CULVER CITY CA 90230-4914

Customer Service: 888-201-3726

## Detail Information

## Short-Term Realized Gain/Loss

Description / CUSIP	Date Acquired	Date Sold	Quantity	Proceeds	Cost Basis	Gain/Loss (-)
Cost basis, realized gain and loss, and holding period information reported may not reflect all adjustments necessary for tax reporting purposes. This information is not reported to the IRS. It may assist you in tax return preparation						
MERRILL LYNCH CAP TR I GTD CAP SECS /590199204						
02/19/09	06/24/09	8.000	123.43	50.24 f	73.19	
MERRILL LYNCH CAP TR II GTD TR PFD SECS /59024T203						
02/19/09	04/29/09	5.000	54.74	32.05 f	22.69	
MORGAN STANLEY CAP TR III CAP SECS 6.25%/617460209						
05/28/08	01/13/09	26.000	410.79	546.61 f t	135.82-	
Wash Sale Disallowed Loss				135.82-	135.82	
NATIONAL CITY CAP TR II GTD TR PFD SECS /63540T200						
01/13/09	02/06/09	18.000	283.85	316.98 f	33.13-	
Wash Sale Disallowed Loss				33.13-	33.13	
01/13/09	04/29/09	49.000	798.18	862.89 f	64.71-	
01/13/09	06/24/09	3.000	55.43	52.83 f	2.60	
USD Subtotal			1,137.46	1,199.57		
NATIONAL CITY CAP TR IV ENHANCED TR PFD /63540U207						
05/13/09	06/24/09	1.000	22.09	20.79 f	1.30	
NATIONAL RURAL UTILS COOP FIN CORP SUB /637432808						
10/29/09	12/03/09	97.000	2,339.04	2,296.50 f	42.54	
PNC CAP TR E GTD TR PFD SEC 7.75% /69350S208						
05/28/08	02/06/09	4.000	83.11	97.31 f t	14.20-	
Wash Sale Disallowed Loss				14.20-	14.20	
PPL CAP FDG INC SR NTS 6.85 % 07/01/2047/69352P889						
04/29/08	01/13/09	10.000	244.29	245.26 f t	0.97-	
PS BUSINESS PKS INC CALIF DEP SHS REPSTG/69360J875						
04/29/08	01/13/09	114.000	1,983.58	2,496.60 f t	513.02-	
Wash Sale Disallowed Loss				454.52-	454.52	
PRUDENTIAL FINL INC JR SUB NTS 9.00% /744320508						
07/02/08	04/29/09	6.000	115.97	149.34 f t	33.37-	
PUBLIC STORAGE MARYLAND DEPOSITARY SH /74460D257						
04/29/09	06/24/09	3.000	59.57	57.30 f	2.27	
PUBLIC STORAGE MARYLAND DEP SHS REPSTG /74460D588						
02/02/09	06/24/09	1.000	22.60	22.95 f	0.35-	
02/02/09	07/15/09	56.000	1,335.56	1,285.20 f cp	50.36	
USD Subtotal			1,358.16	1,308.15		
REGENCY CTRS CORP PFD SER 4 7.25% /758849509						
02/02/09	07/08/09	3.000	58.04	54.44 f	3.60	
REGENCY CTRS CORP PFD SER 5 6.70% /758849608						
01/17/08	01/13/09	76.000	1,345.19	1,547.36 f t	202.17-	
REGIONS FING TR III TR PFD SECS 8.8750% /7591EM107						
04/30/08	02/06/09	12.000	201.59	300.96 f t	99.37-	
Wash Sale Disallowed Loss				99.37-	99.37	



## 2009 Detail Information

Account No.	Taxpayer ID.	Page
674-213942	95-4745292	23 of 38

Customer Service: 888-201-3726

THE JUNE FOUNDATION  
5150 OVERLAND AVE  
CULVER CITY CA 90230-4914

## Detail Information

## Short-Term Realized Gain/Loss

Description / CUSIP	Date Acquired	Date Sold	Quantity	Proceeds	Cost Basis	Gain/Loss (-)
<i>Cost basis, realized gain and loss, and holding period information reported may not reflect all adjustments necessary for tax reporting purposes. This information is not reported to the IRS. It may assist you in tax return preparation.</i>						
ROYAL BK SCOTLAND GROUP PLC SPONSORED /780097739						
various	06/24/09		292.000	3,043.80	2,927.48 f cp	116.32
ROYAL BK SCOTLAND GROUP PLC ADR REPSTG /780097747						
various	09/04/09		73.000	692.38	653.28 f cp	39.10
various	09/08/09		117.000	1,140.72	1,270.70 f	129.98-
USD Subtotal				1,833.10	1,923.98	
ROYAL BK SCOTLAND GROUP PLC ADR REPSTG /780097762						
various	01/13/09		124.000	1,372.67	2,314.61 f t	941.94-
ROYAL BK SCOTLAND GROUP PLC ADR REPSTG /780097770						
various	08/24/09		240.000	2,677.98	2,076.14 f cp	601.84
SANTANDER FINANCE PREFERRED SA UNIP PFD /80281R805						
02/26/08	02/06/09		11.000	183.69	240.35 f t	56.66-
Wash Sale Disallowed Loss					56.66-	56.66
04/24/08	02/06/09		4.000	66.80	81.72 f t	14.92-
Wash Sale Disallowed Loss					14.92-	14.92
USD Subtotal				250.49	250.49	
SANTANDER FINANCE PREFERRED SA UNIP PFD /802990226						
various	09/29/09		668.000	2,171.00	12,523.05 f cp	10,352.05-
SANTANDER FINANCE PREFERRED SA UNIP PFD /802990234						
01/13/09	09/29/09		23.000	74.75	407.10 f	332.35-
SUNTRUST CAP IX TR PFD SECS 7.875% DUE /867885105						
05/19/08	02/06/09		13.000	228.66	325.92 f t	97.26-
Wash Sale Disallowed Loss					97.26-	97.26
TELEPHONE & DATA SYSTEMS PFD 7.60% /879433878						
02/17/09	06/24/09		7.000	143.14	121.78 f	21.36
USB CAPITAL VIII PFD 6.35% /903307205						
12/30/08	06/24/09		4.000	85.15	87.54 f cp	2.39-
Wash Sale Disallowed Loss					2.39-	2.39
MACHOVIA CAP TR IX GTD TR PFD SECS /92978X201						
01/13/09	02/06/09		7.000	119.48	128.17 f	8.69-
01/05/09	07/08/09		3.000	56.39	59.13 f cp	2.74-
Wash Sale Disallowed Loss					2.74-	2.74
USD Subtotal				175.87	184.56	
MACHOVIA CAP TR X TR PFD SECS 7.85% /92979K208						
04/04/08	01/13/09		98.000	2,229.48	2,465.68 f t	236.20-
MELLS FARGO & CO NEW DEP SHS SER J PERP /949746879						
various	01/13/09		398.000	8,604.71	10,028.62 f t	1,423.91-
MELLS FARGO CAP XII ENHANCED TR PFD SECS/94985V202						
06/12/08	01/13/09		95.000	2,360.73	2,365.50 f t	4.77-

## 2009 Detail Information



Account No.	Taxpayer ID.	Page
674-213942	95-4745292	24 of 38

THE JUNE FOUNDATION  
5150 OVERLAND AVE  
CULVER CITY CA 90230-4914

Customer Service: 888-201-3726

## Detail Information

## Short-Term Realized Gain/Loss

Description / CUSIP	Date Acquired	Date Sold	Quantity	Proceeds	Cost Basis	Gain/Loss (-)
<i>Cost basis, realized gain and loss, and holding period information reported may not reflect all adjustments necessary for tax reporting purposes. This information is not reported to the IRS. It may assist you in tax return preparation.</i>						
IONS CAP TR B CAP SECS 8.00% 09/01/2032/989703202	01/13/09	04/29/09	37.000	554.61	896.88 f	342.27-
Short-Term Realized Gain						7,423.52
Short-Term Realized Loss						101,741.88-
Short-Term Realized Disallowed Loss						3,187.46
<b>Total Short-Term Realized Gain/Loss</b>						<b>91,130.90-</b>

f - FIFO (First-in, First-out)

p - Cost basis information (or proceeds from short sales) was provided by you. We treat it as original cost basis. For equities, we will adjust the cost basis for any corporate actions which our system supports from the date the security was transferred to the account. For asset-backed fixed income securities, we will adjust the cost basis for principal pay downs from the date the security was transferred to the account. We do not apply any wash sale rules to tax lots with customer-provided cost basis. In certain cases, when positions are transferred between accounts the cost basis information may be automatically transferred and deemed to be customer-provided.

t - Cost basis information was provided by a third party. We treat it as original cost basis, as of the date it is provided, and we assume that for equities, it reflects any prior corporate actions, and for asset-backed fixed-income securities, it reflects any prior principal pay downs. We do not apply any wash sale rules to tax lots with third party-provided cost basis.

## Detail Information

## Long-Term Realized Gain/Loss

Description / CUSIP	Date Acquired	Date Sold	Quantity	Proceeds	Cost Basis	Gain/Loss (-)
<i>Cost basis, realized gain and loss, and holding period information reported may not reflect all adjustments necessary for tax reporting purposes. This information is not reported to the IRS. It may assist you in tax return preparation.</i>						
PARTNERRE PFD /G68603409	01/09/08	01/13/09	196.000	3,569.14	4,215.20 f t	646.06-
Wash Sale Disallowed Loss					46.15-	46.15
	01/09/08	06/24/09	20.000	379.99	430.12 f t	50.13-
USD Subtotal				3,949.13	4,599.17	
PRUDENTIAL PFD /G7293H189	01/08/08	01/13/09	118.000	1,976.48	2,736.98 f t	760.50-
Wash Sale Disallowed Loss					25.78-	25.78
	02/01/08 ^	04/29/09	4.000	54.68	94.50 f	39.82-
USD Subtotal				2,031.16	2,805.70	



## 2009 Detail Information

Account No.	Taxpayer ID.	Page
674-213942	95-4745292	25 of 38

Customer Service: 888-201-3726

THE JUNE FOUNDATION  
5150 OVERLAND AVE  
CULVER CITY CA 90230-4914

## Detail Information

## Long-Term Realized Gain/Loss

Description / CUSIP	Date Acquired	Date Sold	Quantity	Proceeds	Cost Basis	Gain/Loss (-)
Cost basis, realized gain and loss, and holding period information reported may not reflect all adjustments necessary for tax reporting purposes. This information is not reported to the IRS. It may assist you in tax return preparation.						
RENAISSANCE HOLDINGS LTD PFD /G7498P408						
01/09/08	01/13/09	55.000	1,018.04	1,153.06 f t	135.02-	
Wash Sale Disallowed Loss				22.09-	22.09	
01/09/08	01/30/09	53.000	1,001.69	1,111.13 f t	109.44-	
01/09/08	04/29/09	7.000	123.82	146.75 f t	22.93-	
01/09/08	06/24/09	5.000	96.69	104.82 f t	8.13-	
Wash Sale Disallowed Loss				6.50-	6.50	
USD Subtotal			2,240.24	2,487.17		
AEGON NV PFD /N00927306						
01/08/08	01/13/09	6.000	88.19	141.72 f t	53.53-	
01/08/08	04/29/09	4.000	40.59	94.48 f t	53.89-	
USD Subtotal			128.78	236.20		
AEGON NV PFD 07.25% PERPETUAL /N00927348						
01/08/08	01/13/09	10.000	148.69	245.19 f t	96.50-	
01/08/08	02/06/09	3.000	36.05	73.56 f t	37.51-	
USD Subtotal			184.74	318.75		
AT&T INC SR NT 6.3750% 02/15/2056 /00211G208						
01/08/08	03/31/09	68.000	1,705.43	1,683.80 f t	21.63	
01/08/08	04/22/09	33.000	834.21	817.14 f t	17.07	
01/08/08	06/24/09	13.000	331.23	321.90 f t	9.33	
01/08/08	07/24/09	62.000	1,628.25	1,535.23 f t	93.02	
USD Subtotal			4,499.12	4,358.07		
ABN AMRO CAP FDG TR V GTD TR PFD SECS /00372P203						
01/09/08	01/13/09	55.000	701.79	1,118.33 f t	416.54-	
01/09/08	04/29/09	9.000	67.76	183.00 f t	115.24-	
01/09/08	07/08/09	4.000	42.79	81.33 f t	38.54-	
Wash Sale Disallowed Loss				38.54-	38.54	
01/09/08	08/24/09	643.000	7,027.80	13,083.08 f t	6,055.28-	
USD Subtotal			7,840.14	14,427.20		
ABN AMRO CAP FDG TR VII GTD TR PFD SECS /00372Q201						
01/08/08	01/13/09	92.000	1,156.43	1,921.82 f t	765.39-	
01/08/08	04/29/09	35.000	266.34	731.13 f t	464.79-	
01/08/08	09/18/09	1,075.000	11,983.46	22,456.03 f t	10,472.57-	
USD Subtotal			13,406.23	25,108.98		
AEGON NV PFD /007924301						
01/08/08	07/08/09	5.000	70.04	110.85 f t	40.81-	
AEGON NV PFD /007924400						
01/08/08	01/13/09	9.000	121.49	199.13 f t	77.64-	
01/08/08	06/24/09	2.000	26.87	44.25 f t	17.38-	
USD Subtotal			148.36	243.38		

# 2009 Detail Information



0000495 000008195

Account No.	Taxpayer ID.	Page
674-213942	95-4745292	26 of 38

THE JUNE FOUNDATION  
5150 OVERLAND AVE  
CULVER CITY CA 90230-4914

Customer Service: 888-201-3726

## Detail Information

## Long-Term Realized Gain/Loss

Description / CUSIP	Date Acquired	Date Sold	Quantity	Proceeds	Cost Basis	Gain/Loss (-)
<i>Cost basis, realized gain and loss, and holding period information reported may not reflect all adjustments necessary for tax reporting purposes. This information is not reported to the IRS. It may assist you in tax return preparation.</i>						
AEGON NV PFD /007924509						
01/09/08	01/13/09		71.000	731.29	1,444.33 f t	713.04-
01/09/08	02/06/09		9.000	64.79	183.08 f t	118.29-
01/09/08	04/29/09		16.000	118.87	325.48 f t	206.61-
			USD Subtotal	914.95	1,952.89	
ALABAMA PWR CO SER 2007B SR NT 5.8750% /010392496						
01/08/08	01/13/09		94.000	2,345.28	2,283.83 f t	61.45
01/08/08	06/24/09		6.000	150.17	145.78 f t	4.39
01/08/08	10/15/09		82.000	2,121.28	1,992.27 f t	129.01
01/08/08	11/11/09		66.000	1,654.38	1,603.53 f t	50.85
			USD Subtotal	6,271.11	6,025.41	
ALLIANZ SE PFD /018805200						
06/17/08	06/24/09		15.000	321.59	374.68 f t	53.09-
06/17/08	12/03/09		285.000	6,874.02	7,118.96 f t	244.94-
06/17/08	12/04/09		146.000	3,525.80	3,646.90 f t	121.10-
06/17/08	12/10/09		442.000	10,664.57	11,152.64 f t	488.07-
			USD Subtotal	21,385.98	22,293.18	
AMERICAN INTL GROUP INC JR SUB DEB SER /026874800						
01/08/08	01/13/09		218.000	1,794.12	5,032.92 f t	3,238.80-
BAC CAP TR V GTD CAP SECS 6.00% /055184204						
01/08/08	01/13/09		11.000	179.95	237.27 f t	57.32-
Wash Sale Disallowed Loss					15.63-	15.63
01/08/08	06/24/09		6.000	97.79	129.42 f t	31.63-
			USD Subtotal	277.74	351.06	
BAC CAP TR X CAP SECS 6.25% 03/29/2055 /055189203						
01/08/08	01/13/09		13.000	250.50	294.84 f t	44.34-
BANK AMER CORP DEP SH REPSTG 1/1000TH /060505740						
01/08/08	01/13/09		6.000	91.31	142.80 f t	51.49-
01/08/08	02/06/09		18.000	170.45	428.40 f t	257.95-
01/08/08	03/05/09		80.000	442.05	1,904.00 f t	1,461.95-
			USD Subtotal	703.81	2,475.20	
BANK AMER CORP DEPOS TARY SH REPSTG /060505815						
01/08/08	01/13/09		26.000	280.79	528.67 f t	247.88-
01/08/08	02/06/09		65.000	441.99	1,321.66 f t	879.67-
01/08/08	03/05/09		254.000	1,146.59	5,164.66 f t	4,018.07-
			USD Subtotal	1,869.37	7,014.99	
BANK AMER CORP DEPOSITARY SH REPSTG /060505831						
01/08/08	01/13/09		50.000	760.49	1,112.50 f t	352.01-
01/08/08	02/06/09		120.000	1,130.00	2,670.00 f t	1,540.00-





0000498 000008194

# 2009 Detail Information

Account No.	Taxpayer ID.	Page
674-213942	95-4745292	27 of 38

Customer Service: 888-201-3726

THE JUNE FOUNDATION  
5150 OVERLAND AVE  
CULVER CITY CA 90230-4914

## Detail Information

## Long-Term Realized Gain/Loss

Description / CUSIP	Date Acquired	Date Sold	Quantity	Proceeds	Cost Basis	Gain/Loss (-)
<i>Cost basis, realized gain and loss, and holding period information reported may not reflect all adjustments necessary for tax reporting purposes. This information is not reported to the IRS. It may assist you in tax return preparation.</i>						
BANK AMER CORP DEPOSITARY SH REPSTG /060505831						
	01/08/08	03/05/09	504.000	2,847.58	11,214.00 f t	8,366.42-
			USD Subtotal	4,738.07	14,996.50	
BARCLAYS BANK PLC ADR SER 2 REPSTG PREF /06739F390						
	01/08/08	01/13/09	98.000	1,612.09	2,345.24 f t	733.15-
			Wash Sale Disallowed Loss		97.25-	97.25
	01/08/08	04/29/09	32.000	430.38	765.79 f t	335.41-
	01/08/08	07/08/09	4.000	67.39	95.72 f t	28.33-
			Wash Sale Disallowed Loss		28.33-	28.33
			USD Subtotal	2,109.86	3,081.17	
BARCLAYS BANK PLC SPONSORED ADR REPSTG /06739H776						
	01/08/08	04/29/09	32.000	452.78	797.12 f t	344.34-
BERKLEY W R CAP TR II GTD TR ORIGINATED /08449Q203						
	01/09/08	01/13/09	106.000	1,989.60	2,304.35 f t	314.75-
			Wash Sale Disallowed Loss		103.93-	103.93
	01/09/08	04/29/09	18.000	372.59	391.31 f t	18.72-
	01/09/08	06/24/09	20.000	447.18	434.78 f t	12.40
			USD Subtotal	2,809.37	3,026.51	
BNY CAPITAL V TR PFD SECS SER F 5.95% /09656H209						
	01/08/08	01/13/09	51.000	1,174.01	1,146.33 f t	27.68
	01/08/08	02/06/09	24.000	534.95	539.45 f t	4.50-
	01/08/08	06/24/09	9.000	191.60	202.29 f t	10.69-
			USD Subtotal	1,900.56	1,888.07	
CBS CORP NEW PFD 6.75% 03/27/2056 /124857400						
	01/08/08	02/06/09	25.000	356.99	548.09 f t	191.10-
			Wash Sale Disallowed Loss		191.10-	191.10
	01/08/08	04/29/09	24.000	329.75	526.17 f t	196.42-
	01/08/08	06/24/09	16.000	269.75	350.78 f t	81.03-
			USD Subtotal	956.49	1,233.94	
CITIGROUP CAPITAL X PFD 6.10% 09/30/2033/173064205						
	01/08/08	04/29/09	17.000	185.80	341.31 f t	155.51-
CITIGROUP CAP IX TR PFD SECS 6.00% /173066200						
	01/08/08	01/13/09	15.000	195.14	296.75 f t	101.61-
	01/08/08	04/29/09	4.000	44.19	79.13 f t	34.94-
			USD Subtotal	239.33	375.88	
CITIGROUP CAP XI CAP SECS TRUPS 6.00% /173070205						
	01/08/08	04/29/09	15.000	164.54	301.54 f t	137.00-
	01/08/08	07/08/09	5.000	61.99	100.51 f t	38.52-
			Wash Sale Disallowed Loss		38.52-	38.52
			USD Subtotal	226.53	363.53	

## 2009 Detail Information



Account No.	Taxpayer ID.	Page
674-213942	95-4745292	28 of 38

THE JUNE FOUNDATION  
5150 OVERLAND AVE  
CULVER CITY CA 90230-4914

Customer Service: 888-201-3726

## Detail Information

## Long-Term Realized Gain/Loss

Description / CUSIP	Date Acquired	Date Sold	Quantity	Proceeds	Cost Basis	Gain/Loss (-)
<i>Cost basis, realized gain and loss, and holding period information reported may not reflect all adjustments necessary for tax reporting purposes. This information is not reported to the IRS. It may assist you in tax return preparation.</i>						
CITIGROUP CAP XIV GTD ENHANCED TR PFD /17309E200						
	01/08/08	01/13/09	9.000	122.84	202.54 f t	79.70-
	01/08/08	04/29/09	6.000	68.63	135.02 f t	66.39-
	01/08/08	07/02/09	63.000	1,136.64	1,417.76 f t	281.12-
Wash Sale Disallowed Loss					31.24-	31.24
	01/08/08	07/08/09	90.000	1,485.86	2,032.30 f t	546.44-
			USD Subtotal	2,813.97	3,756.38	
CITIGROUP CAP XV ENHANCED TR PFD SEC /17310G202						
	01/08/08	01/13/09	2.000	26.55	43.16 f t	16.61-
	01/08/08	02/06/09	48.000	497.27	1,035.78 f t	538.51-
	01/08/08	07/07/09	185.000	2,987.67	3,992.07 f t	1,004.40-
Wash Sale Disallowed Loss					43.43-	43.43
	01/08/08	07/14/09	282.000	4,768.58	6,100.32 f t	1,331.74-
			USD Subtotal	8,280.07	11,127.90	
CITIGROUP CAP XVI GTD ENHANCED TR PFD /17310L201						
	01/08/08	02/06/09	42.000	428.81	884.10 f t	455.29-
Wash Sale Disallowed Loss					43.36-	43.36
	01/08/08	07/15/09	92.000	1,573.44	1,936.60 f t	363.16-
Wash Sale Disallowed Loss					35.52-	35.52
			USD Subtotal	2,002.25	2,741.82	
CITIGROUP CAPITAL XVII PRFD SEC 6.35% /17311H209						
	01/08/08	01/13/09	3.000	37.70	62.65 f t	24.95-
	01/08/08	02/06/09	37.000	370.73	772.74 f t	402.01-
			USD Subtotal	408.43	835.39	
COMCAST CORP NEW NT PFD 7.00% 05/15/2055/20030N309						
	01/08/08	01/13/09	11.000	250.79	258.59 f t	7.80-
	01/08/08	07/08/09	3.000	69.59	70.52 f t	0.93-
			USD Subtotal	320.38	329.11	
COMCAST CORP NEW 7.00% 09/15/2055 /20030N408						
	01/08/08	04/29/09	20.000	428.58	471.00 f t	42.42-
	01/08/08	06/24/09	9.000	204.65	211.95 f t	7.30-
Wash Sale Disallowed Loss					2.43-	2.43
			USD Subtotal	633.23	680.52	
COMCAST CORP NEW NT 6.625% EXP /20030N507						
	01/08/08	04/29/09	9.000	183.95	198.89 f t	14.94-
	01/08/08	06/24/09	12.000	256.43	265.19 f t	8.76-
			USD Subtotal	440.38	464.08	
CREDIT SUISSE GUERNSEY BRANCH 07.90% /225448208						
	04/16/08 ^	06/24/09	6.000	132.71	171.82 f	39.11-
Wash Sale Disallowed Loss					19.56-	19.56



## 2009 Detail Information

Account No.	Taxpayer ID	Page
674-213942	95-4745292	29 of 38

THE JUNE FOUNDATION  
5150 OVERLAND AVE  
CULVER CITY CA 90230-4914

Customer Service: 888-201-3726

## Detail Information

## Long-Term Realized Gain/Loss

Description / CUSIP	Date Acquired	Date Sold	Quantity	Proceeds	Cost Basis	Gain/Loss (-)
<i>Cost basis, realized gain and loss, and holding period information reported may not reflect all adjustments necessary for tax reporting purposes. This information is not reported to the IRS. It may assist you in tax return preparation.</i>						
DEUTSCHE BK CAP FDG TR VIII TR PFD SECS /25153U204						
01/08/08	01/13/09		263.000	4,744.49	5,950.41 f t	1,205.92-
01/08/08	02/06/09		26.000	311.99	588.25 f t	276.26-
			USD Subtotal	5,056.48	6,538.66	
DEUTSCHE BK CONTINGENT CAP TR II TR PFD /25153X208						
01/08/08	01/13/09		71.000	1,131.02	1,633.00 f t	501.98-
01/08/08	02/06/09		58.000	713.97	1,334.00 f t	620.03-
			USD Subtotal	1,844.99	2,967.00	
DUKE RLTY CORP DEP SH REPSTG 1/10TH PFD /264411729						
01/09/08	01/13/09		348.000	4,285.85	7,574.74 f t	3,288.89-
EVEREST RE CAP TR II TR PFD SECS 6.20% /29980R202						
01/08/08	01/13/09		109.000	1,812.65	2,181.44 f t	368.79-
Wash Sale Disallowed Loss					77.82-	77.82
01/08/08	04/29/09		18.000	307.79	360.24 f t	52.45-
01/08/08	06/24/09		22.000	401.04	440.29 f t	39.25-
			USD Subtotal	2,521.48	2,904.15	
FPL GROUP CAP INC JR SUB DEB SER A 6.60%/302570403						
01/08/08	01/13/09		51.000	1,243.88	1,258.72 f t	14.84-
Wash Sale Disallowed Loss					2.91-	2.91
01/08/08	06/24/09		11.000	275.87	271.49 f t	4.38
01/08/08	12/04/09		43.000	1,102.06	1,061.27 f t	40.79
			USD Subtotal	2,621.81	2,588.57	
FIFTH THIRD CAP TR VI VAR PFD 7.25% DUE /31678V206						
01/08/08	01/13/09		10.000	164.59	232.08 f t	67.49-
01/08/08	04/29/09		13.000	164.96	301.71 f t	136.75-
01/08/08	07/08/09		4.000	70.47	92.83 f t	22.36-
Wash Sale Disallowed Loss					22.36-	22.36
			USD Subtotal	400.02	604.26	
FINL SECURITY ASSUR HLDGS LTD PFD 6.25% /31769P506						
01/08/08	01/13/09		823.000	8,953.57	17,458.59 f t	8,505.02-
GENERAL ELEC CAP CORP PUBLIC INCOME /369622451						
01/08/08	01/13/09		230.000	5,303.77	5,727.48 f t	423.71-
Wash Sale Disallowed Loss					11.05-	11.05
01/08/08	04/29/09		4.000	82.03	99.61 f t	17.58-
01/08/08	06/24/09		2.000	43.15	49.80 f t	6.65-
			USD Subtotal	5,428.95	5,865.84	
GENERAL ELEC CAP CORP NT 6.05% /369622469						
01/08/08	01/13/09		43.000	1,027.26	1,081.14 f t	53.88-
Wash Sale Disallowed Loss					3.76-	3.76

# 2009 Detail Information



Account No.	Taxpayer ID.	Page
674-213942	95-4745292	30 of 38

THE JUNE FOUNDATION  
5150 OVERLAND AVE  
CULVER CITY CA 90230-4914

Customer Service: 888-201-3726

## Detail Information

## Long-Term Realized Gain/Loss

Description / CUSIP	Date Acquired	Date Sold	Quantity	Proceeds	Cost Basis	Gain/Loss (-)
<i>Cost basis, realized gain and loss, and holding period information reported may not reflect all adjustments necessary for tax reporting purposes. This information is not reported to the IRS. It may assist you in tax return preparation.</i>						
GENERAL ELEC CAP CORP NT 6.05% /369622469	01/08/08	06/24/09	4.000	87.75	100.57 f t	12.82-
			USD Subtotal	1,115.01	1,177.95	
GENERAL ELEC CAP CORP 6.45% 06/15/2046 /369622477	01/08/08	04/29/09	6.000	131.63	156.29 f t	24.66-
	01/08/08	06/24/09	5.000	115.74	130.24 f t	14.50-
			USD Subtotal	247.37	286.53	
GENL ELEC CAP CRP NT 5.875% 02/18/2033 /369622493	01/08/08	01/13/09	117.000	2,673.43	2,799.08 f t	125.65-
	01/08/08	07/08/09	4.000	84.31	95.70 f t	11.39-
			Wash Sale Disallowed Loss		2.85-	2.85
			USD Subtotal	2,757.74	2,891.93	
GEORGIA PWR CO SER 2007 D SR NT 6.3750% /373334465	01/08/08	01/13/09	96.000	2,483.50	2,456.59 f t	26.91
GEORGIA PWR CO SR NT SER O 5.90% /373334531	01/08/08	01/13/09	227.000	5,504.71	5,662.86 f t	158.15-
	01/08/08	02/04/09	62.000	1,552.32	1,546.68 f t	5.64
	01/08/08	06/24/09	3.000	74.09	74.84 f t	0.75-
			USD Subtotal	7,131.12	7,284.38	
GOLDMAN SACHS GROUP INC DEPOSITARY SH /38143Y665	01/08/08	01/13/09	23.000	301.29	512.82 f t	211.53-
			Wash Sale Disallowed Loss		73.58-	73.58
	01/08/08	04/29/09	5.000	67.64	111.48 f t	43.84-
	01/08/08	06/24/09	5.000	81.04	111.48 f t	30.44-
	01/08/08	10/07/09	118.000	2,401.23	2,631.02 f t	229.79-
			USD Subtotal	2,851.20	3,293.22	
IRPT PPTYS TR CUM RED PFD SER C 7.125% /40426W408	01/11/08	01/13/09	62.000	762.59	1,388.18 f t	625.59-
			Wash Sale Disallowed Loss		121.08-	121.08
	01/11/08	06/24/09	15.000	213.59	335.85 f t	122.26-
			USD Subtotal	976.18	1,602.95	
ISBC HOLDINGS PLC ADR SER A REP 1/40 PFD /404280604	01/08/08	06/24/09	17.000	309.73	376.29 f t	66.56-
			Wash Sale Disallowed Loss		27.41-	27.41
ISBC HLDGS 08.12% 01/01/2199 PFD /404280703	04/16/08	06/24/09	1.000	24.24	25.92 f t	1.68-
ING GROEP NV PFD /456837202	01/08/08	04/29/09	19.000	207.28	449.97 f t	242.69-
	01/08/08	08/26/09	86.000	1,286.52	2,036.73 f t	750.21-



## 2009 Detail Information

Account No.	Taxpayer ID.	Page
674-213942	95-4745292	31 of 38

Customer Service: 888-201-3726

THE JUNE FOUNDATION  
5150 OVERLAND AVE  
CULVER CITY CA 90230-4914

## Detail Information

## Long-Term Realized Gain/Loss

Description / CUSIP	Date Acquired	Date Sold	Quantity	Proceeds	Cost Basis	Gain/Loss (-)
<i>Cost basis, realized gain and loss, and holding period information reported may not reflect all adjustments necessary for tax reporting purposes. This information is not reported to the IRS. It may assist you in tax return preparation.</i>						
ING GROEP NV PFD /456837202						
Wash Sale Disallowed Loss					750.21-	750.21
			USD Subtotal	1,493.80	1,736.49	
ING GROEP NV PFD 6.20% 12/31/2049 /456837400						
01/08/08	01/13/09	25.000	351.24	543.79 f t		192.55-
Wash Sale Disallowed Loss				61.62-		61.62
01/08/08	04/29/09	20.000	197.99	435.03 f t		237.04-
various	09/01/09	289.000	3,814.69	6,253.61 f t		2,438.92-
		USD Subtotal	4,363.92	7,170.81		
ING GROEP NV 00.00% 01/15/2011 PFD /456837509						
01/08/08	04/29/09	20.000	200.19	435.36 f t		235.17-
01/08/08	08/24/09	364.000	5,048.55	7,923.60 f t		2,875.05-
01/08/08	09/01/09	24.000	315.45	522.43 f cp		206.98-
		USD Subtotal	5,564.19	8,881.39		
ING GROEP N.V. 6.375% PERPETUAL PFD /456837608						
01/18/08 ^	04/29/09	19.000	193.98	408.42 f		214.44-
various	09/25/09	450.000	6,484.33	8,863.16 f t		2,378.83-
		USD Subtotal	6,678.31	9,271.58		
ING GROEP N.V. PFD REG S 7.375% /456837707						
01/08/08	01/13/09	31.000	511.49	774.46 f t		262.97-
Wash Sale Disallowed Loss				50.90-		50.90
01/08/08	04/29/09	19.000	216.59	474.66 f t		258.07-
		USD Subtotal	728.08	1,198.22		
ING GROEP N.V. PFD 8.50% PERPETUAL /456837806						
various	09/24/09	179.000	3,393.75	4,432.41 f t		1,038.66-
JP MORGAN CHASE CAP X PFD 7% 02/15/2032 /46623D200						
01/08/08	01/13/09	93.000	2,223.61	2,249.59 f t		25.98-
01/08/08	02/06/09	9.000	192.41	217.70 f t		25.29-
Wash Sale Disallowed Loss				25.29-		25.29
01/08/08	04/29/09	14.000	308.69	338.65 f t		29.96-
01/08/08	05/13/09	159.000	3,705.06	3,846.09 f t		141.03-
various	09/23/09	42.000	1,054.75	966.27 f t		88.48
		USD Subtotal	7,484.52	7,593.01		
JP MORGAN CHASE CAP XI CAP SECS SER K /46626V207						
01/08/08	06/24/09	5.000	102.04	107.92 f t		5.88-
01/08/08	07/08/09	4.000	81.99	86.34 f t		4.35-
		USD Subtotal	184.03	194.26		
JP MORGAN CHASE CAP XIV CAP SECS SER N /48122F207						
01/08/08	01/13/09	27.000	563.48	607.14 f t		43.66-
Wash Sale Disallowed Loss				4.85-		4.85

## 2009 Detail Information



Account No.	Taxpayer ID	Page
674-213942	95-4745292	32 of 38

THE JUNE FOUNDATION  
5150 OVERLAND AVE  
CULVER CITY CA 90230-4914

Customer Service: 888-201-3726

## Detail Information

## Long-Term Realized Gain/Loss

Description / CUSIP	Date Acquired	Date Sold	Quantity	Proceeds	Cost Basis	Gain/Loss (-)
Cost basis, realized gain and loss, and holding period information reported may not reflect all adjustments necessary for tax reporting purposes. This information is not reported to the IRS. It may assist you in tax return preparation.						
JP MORGAN CHASE CAP XIV CAP SECS SER N /48122F207						
01/08/08	06/24/09	7.000	147.69	157.41 f t	9.72-	
Wash Sale Disallowed Loss				4.17-	4.17	
USD Subtotal			711.17	755.53		
JPMCHASE CAPITAL XVI TR PFD SECS 6.35% /481228203						
01/08/08	01/13/09	33.000	719.39	757.02 f t	37.63-	
Wash Sale Disallowed Loss				5.70-	5.70	
01/08/08	06/24/09	7.000	150.00	160.58 f t	10.58-	
USD Subtotal			869.39	911.90		
JPM CHASE CAPITAL XIX SER S PFDS 6.625% /48123A207						
01/08/08	01/13/09	12.000	263.03	283.37 f t	20.34-	
01/08/08	06/24/09	3.000	66.32	70.84 f t	4.52-	
USD Subtotal			329.35	354.21		
JPMORGAN CHASE CAP XXVI CAP SECS VAR SER/48124G104						
05/20/08	06/24/09	2.000	49.89	51.14 f t	1.25-	
05/20/08	10/02/09	81.000	2,179.65	2,071.17 f t	108.48	
05/20/08	10/21/09	74.000	2,007.56	1,892.18 f t	115.38	
USD Subtotal			4,237.10	4,014.49		
KEYCORP CAPITAL VIII PFDS 7.00% /49327C205						
01/08/08	01/13/09	50.000	800.49	1,043.14 f t	242.65-	
Wash Sale Disallowed Loss				33.97-	33.97	
01/08/08	04/29/09	10.000	124.99	208.63 f t	83.64-	
01/08/08	07/10/09	98.000	2,080.48	2,044.55 f t	35.93	
various	07/14/09	363.000	7,717.93	7,557.38 f t	160.55	
USD Subtotal			10,723.89	10,819.73		
KEYCORP CAP IX TR PRD SECS % /49327Q204						
01/08/08	01/13/09	54.000	856.97	1,081.69 f t	224.72-	
01/08/08	02/06/09	19.000	258.01	380.59 f t	122.58-	
01/08/08	06/24/09	2.000	33.41	40.06 f t	6.65-	
01/08/08	07/08/09	3.000	63.47	60.09 f t	3.38	
01/08/08	07/10/09	193.000	4,097.28	3,866.03 f t	231.25	
01/08/08	07/14/09	442.000	9,398.57	8,853.80 f t	544.77	
USD Subtotal			14,707.71	14,282.26		
KIMCO RLTY CORP DEP SHS REPSTG 1/100 PFD/49446R844						
04/21/08	06/24/09	8.000	165.99	193.20 f t	27.21-	
04/21/08	07/08/09	11.000	229.78	265.65 f t	35.87-	
USD Subtotal			395.77	458.85		
LEHMAN BROS HLDGS INC DEPOSITARY SH REP /524908639						
01/08/08	01/13/09	258.000	1.29	5,185.42 f t	5,184.13-	



0000499 00008191

# 2009 Detail Information

Account No.	Taxpayer ID.	Page
674-213942	95-4745292	33 of 38

Customer Service: 888-201-3726

THE JUNE FOUNDATION  
5150 OVERLAND AVE  
CULVER CITY CA 90230-4914

## Detail Information

## Long-Term Realized Gain/Loss

Description / CUSIP	Date Acquired	Date Sold	Quantity	Proceeds	Cost Basis	Gain/Loss (-)
<i>Cost basis, realized gain and loss, and holding period information reported may not reflect all adjustments necessary for tax reporting purposes. This information is not reported to the IRS. It may assist you in tax return preparation.</i>						
INCOLN NATL CORP IND CAP SECS /534187802						
01/09/08	01/13/09		43.000	838.06	1,015.28 f t	177.22-
MARKEL CORP SR DEB 7.50% /570535203						
01/08/08	02/06/09		24.000	569.51	589.92 f t	20.41-
Wash Sale Disallowed Loss					20.41-	20.41
01/08/08	06/24/09		8.000	178.15	196.64 f t	18.49-
Wash Sale Disallowed Loss					6.93-	6.93
USD Subtotal				747.66	759.22	
METLIFE INC PFD SER B 6.50% PERPETUAL /59156R603						
01/08/08	01/13/09		160.000	2,951.98	3,707.20 f t	755.22-
Wash Sale Disallowed Loss					28.32-	28.32
01/08/08	04/29/09		12.000	215.39	278.04 f t	62.65-
01/08/08	06/24/09		11.000	222.41	254.87 f t	32.46-
USD Subtotal				3,389.78	4,211.79	
MORGAN STANLEY CAP TR III CAP SECS 6.25%/617460209						
05/28/08	06/24/09		10.000	185.19	210.23 f t	25.04-
Wash Sale Disallowed Loss					10.02-	10.02
MORGAN STANLEY CAP TR IV GTD CAP SECS /617462205						
01/08/08	01/13/09		9.000	142.37	188.20 f t	45.83-
Wash Sale Disallowed Loss					45.83-	45.83
01/08/08	06/24/09		3.000	55.16	62.73 f t	7.57-
USD Subtotal				197.53	205.10	
MORGAN STANLEY CAP TR V GTD CAP SECS /617466206						
01/08/08	01/13/09		18.000	251.27	346.90 f t	95.63-
Wash Sale Disallowed Loss					21.25-	21.25
01/08/08	06/24/09		2.000	36.39	38.55 f t	2.16-
USD Subtotal				287.66	364.20	
MORGAN STANLEY DEP SHS REPSTG 1/1000 PFD/61747S504						
01/08/08	01/13/09		34.000	397.45	728.44 f t	330.99-
Wash Sale Disallowed Loss					48.68-	48.68
01/08/08	04/29/09		10.000	100.99	214.25 f t	113.26-
USD Subtotal				498.44	894.01	
MORGAN STANLEY CAP TR VII CAP SECS 6.60%/61750K208						
01/08/08	01/13/09		30.000	494.09	665.42 f t	171.33-
01/08/08	02/06/09		7.000	112.62	155.26 f t	42.64-
01/08/08	06/24/09		7.000	138.03	155.26 f t	17.23-
USD Subtotal				744.74	975.94	
NATIONAL BK GREECE S A ADR PREF SER A /633843507						
06/11/08	06/24/09		8.000	168.63	203.64 f t	35.01-

# 2009 Detail Information



Account No.	Taxpayer ID.	Page
674-213942	95-4745292	34 of 38

THE JUNE FOUNDATION  
5150 OVERLAND AVE  
CULVER CITY CA 90230-4914

Customer Service: 888-201-3726

## Detail Information

## Long-Term Realized Gain/Loss

Description / CUSIP Date Acquired	Date Sold	Quantity	Proceeds	Cost Basis	Gain/Loss (-)
<i>Cost basis, realized gain and loss, and holding period information reported may not reflect all adjustments necessary for tax reporting purposes. This information is not reported to the IRS. It may assist you in tax return preparation.</i>					
NATIONAL RURAL UTILS COOP FIN CORP SUB /637432873					
01/09/08	01/13/09	230.000	4,956.47	5,081.39 f t	124.92-
Wash Sale Disallowed Loss				2.17-	2.17
01/10/08	01/13/09	36.000	775.79	789.94 f t	14.15-
01/10/08	04/29/09	12.000	239.39	263.31 f t	23.92-
01/10/08	09/09/09	102.000	2,320.44	2,238.18 f t	82.26
		USD Subtotal	8,292.09	8,370.65	
PNC CAP TR D CAP SECS 6.125% 12/15/2033 /69350H202					
01/11/08	01/13/09	76.000	1,576.23	1,672.77 f t	96.54-
01/11/08	02/06/09	8.000	145.99	176.08 f t	30.09-
01/11/08	06/24/09	12.000	235.31	264.12 f t	28.81-
		USD Subtotal	1,957.53	2,112.97	
PNC CAP TR E GTD TR PFD SEC 7.75% /69350S208					
05/28/08	06/24/09	5.000	114.44	121.64 f t	7.20-
PPL ENERGY SUPPLY LLC SR NT 7.00% /69352J883					
01/08/08	01/13/09	40.000	1,011.99	986.54 f t	25.45
01/08/08	06/24/09	4.000	99.11	98.65 f t	0.46
		USD Subtotal	1,111.10	1,085.19	
PS BUSINESS PKS INC CALIF DEP SHS REPSTG /69360J875					
05/19/08 ^	06/24/09	3.000	56.24	63.40 f	7.16-
05/19/08 ^	07/08/09	5.000	96.24	105.67 f	9.43-
		USD Subtotal	152.48	169.07	
PROLOGIS PFD SER F 6.75% /743410706					
01/08/08	01/13/09	13.000	191.74	298.22 f t	106.48-
01/08/08	03/13/09	98.000	772.69	2,248.12 f t	1,475.43-
		USD Subtotal	964.43	2,546.34	
PROTECTIVE LIFE CORP CAP SECS 7.250% /743674400					
01/08/08	01/13/09	4.000	67.23	93.13 f t	25.90-
01/08/08	04/29/09	3.000	35.60	69.85 f t	34.25-
		USD Subtotal	102.83	162.98	
PUBLIC STORAGE MARYLAND DEPOSITARY SH /74460D232					
01/09/08	01/13/09	111.000	2,225.53	2,313.11 f t	87.58-
Wash Sale Disallowed Loss				11.84-	11.84
01/09/08	04/29/09	11.000	208.55	229.23 f t	20.68-
01/09/08	06/24/09	18.000	353.69	375.10 f t	21.41-
		USD Subtotal	2,787.77	2,905.60	
PUBLIC STORAGE MARYLAND DEP SHS REPSTG /74460D299					
01/08/08	01/13/09	110.000	2,496.98	2,530.00 f t	33.02-
01/08/08	01/23/09	50.000	1,147.49	1,150.00 f t	2.51-
01/08/08	01/28/09	5.000	117.49	115.00 f t	2.49





0000498 000008190

## 2009 Detail Information

Account No.	Taxpayer ID.	Page
674-213942	95-4745292	35 of 38

THE JUNE FOUNDATION  
5150 OVERLAND AVE  
CULVER CITY CA 90230-4914

Customer Service: 888-201-3726

## Detail Information

## Long-Term Realized Gain/Loss

Description / CUSIP	Date Acquired	Date Sold	Quantity	Proceeds	Cost Basis	Gain/Loss (-)
<i>Cost basis, realized gain and loss, and holding period information reported may not reflect all adjustments necessary for tax reporting purposes. This information is not reported to the IRS. It may assist you in tax return preparation.</i>						
PUBLIC STORAGE MARYLAND DEP SHS REPSTG /74460D299						
	01/08/08	02/06/09	34.000	746.63	782.00 f t	35.37-
	01/08/08	04/09/09	36.000	770.74	828.00 f t	57.26-
	01/08/08	06/24/09	5.000	106.39	115.00 f t	8.61-
Wash Sale Disallowed Loss					8.61-	8.61
USD Subtotal				5,385.72	5,511.39	
PUBLIC STORAGE MARYLAND DEPOSITARY SH /74460D448						
	01/08/08	01/13/09	17.000	324.35	353.60 f t	29.25-
	01/08/08	06/24/09	4.000	77.55	83.20 f t	5.65-
USD Subtotal				401.90	436.80	
REALTY INCOME CORP MONTHLY INCOME CL E /756109708						
	01/08/08	01/13/09	193.000	3,493.28	4,101.25 f t	607.97-
Wash Sale Disallowed Loss					22.05-	22.05
	01/08/08	04/29/09	4.000	75.51	85.00 f t	9.49-
	01/08/08	06/24/09	5.000	106.19	106.25 f t	0.06-
	01/08/08	07/08/09	4.000	82.83	85.00 f t	2.17-
USD Subtotal				3,757.81	4,355.45	
REGENCY CTRS CORP PFD SER 3 7.45% /758849301						
	01/08/08	01/13/09	18.000	338.39	410.86 f t	72.47-
	01/08/08	02/04/09	93.000	1,791.16	2,122.75 f t	331.59-
USD Subtotal				2,129.55	2,533.61	
REGENCY CTRS CORP PFD SER 5 6.70% /758849608						
	01/17/08	06/24/09	2.000	35.99	40.72 f t	4.73-
REGIONS FING TR III TR PFD SECS 8.8750% /7591EM107						
	04/30/08	06/24/09	7.000	152.03	175.56 f t	23.53-
ROYAL BK SCOTLAND GROUP PLC SPONSORED /780097713						
	01/08/08	01/13/09	4.000	50.19	99.80 f t	49.61-
	01/08/08	04/29/09	10.000	90.99	249.50 f t	158.51-
	01/08/08	06/10/09	86.000	1,206.54	2,145.70 f t	939.16-
USD Subtotal				1,347.72	2,495.00	
ROYAL BK SCOTLAND GROUP PLC SPONSORED /780097739						
	01/08/08	04/29/09	36.000	289.79	812.52 f t	522.73-
	01/08/08	06/24/09	269.000	2,804.05	6,071.33 f t	3,267.28-
USD Subtotal				3,093.84	6,883.85	
ROYAL BK SCOTLAND GROUP PLC ADR REPSTG /780097747						
	01/08/08	04/29/09	15.000	115.79	316.40 f t	200.61-
	01/08/08	07/08/09	5.000	47.84	105.47 f t	57.63-
Wash Sale Disallowed Loss					57.63-	57.63
	01/08/08	09/04/09	567.000	5,377.73	11,961.02 f t	6,583.29-
USD Subtotal				5,541.36	12,325.26	

## 2009 Detail Information



Account No.	Taxpayer ID.	Page
674-213942	95-4745292	36 of 38

THE JUNE FOUNDATION  
5150 OVERLAND AVE  
CULVER CITY CA 90230-4914

Customer Service: 888-201-3726

## Detail Information

## Long-Term Realized Gain/Loss

Description / CUSIP	Date Acquired	Date Sold	Quantity	Proceeds	Cost Basis	Gain/Loss (-)
<i>Cost basis, realized gain and loss, and holding period information reported may not reflect all adjustments necessary for tax reporting purposes. This information is not reported to the IRS. It may assist you in tax return preparation</i>						
ROYAL BK SCOTLAND GROUP PLC ADR REPSTG /780097770						
	01/08/08	04/29/09	23.000	177.09	504.05 f t	326.96-
	01/08/08	08/24/09	216.000	2,410.18	4,733.69 f t	2,323.51-
			USD Subtotal	2,587.27	5,237.74	
ROYAL BANK OF SCOTLAND GROUP SPONS ADR /780097788						
	01/08/08	01/13/09	156.000	1,600.55	3,138.80 f t	1,538.25-
	01/08/08	04/29/09	22.000	156.19	442.65 f t	286.46-
	01/08/08	06/10/09	157.000	1,773.49	3,158.92 f t	1,385.43-
	Wash Sale Disallowed Loss				17.65-	17.65
	various	08/24/09	253.000	2,608.36	5,086.49 f t	2,478.13-
			USD Subtotal	6,138.59	11,809.21	
SANTANDER FINANCE PREFERRED SA UNIP PFD /80281R706						
	02/26/08	04/29/09	12.000	175.91	272.52 f t	96.61-
	02/26/08	07/08/09	3.000	57.74	68.13 f t	10.39-
	Wash Sale Disallowed Loss				10.39-	10.39
			USD Subtotal	233.65	330.26	
SANTANDER FINANCE PREFERRED SA UNIP PFD /80281R805						
	various	04/29/09	19.000	274.54	414.80 f t	140.26-
	04/24/08	06/24/09	1.000	18.02	20.43 f t	2.41-
			USD Subtotal	292.56	435.23	
SANTANDER FINANCE PREFERRED SA UNIP PFD /802990226						
	02/26/08	09/29/09	215.000	698.75	4,880.98 f t	4,182.23-
SANTANDER FINANCE PREFERRED SA UNIP PFD /802990234						
	04/24/08	09/29/09	684.000	2,223.00	13,978.12 f t	11,755.12-
SUNTRUST CAP IX TR PFD SECS 7.875% DUE /867885105						
	05/19/08	06/24/09	12.000	244.43	300.85 f t	56.42-
IBS PFD FDG TR IV TR PFD SECS FLTG RATE /90263W201						
	01/09/08	01/13/09	156.000	1,795.54	3,230.96 f t	1,435.42-
	Wash Sale Disallowed Loss				128.82-	128.82
	01/09/08	04/29/09	42.000	309.11	869.87 f t	560.76-
			USD Subtotal	2,104.65	3,972.01	
IS BANCORP DEL DEPOSITARY SHS REPSTG /902973155						
	01/08/08	01/13/09	27.000	437.39	594.12 f t	156.73-
	01/08/08	04/29/09	6.000	71.39	132.03 f t	60.64-
			USD Subtotal	508.78	726.15	
ISB CAP XI GTD TR PFD SECS 6.60% /903300200						
	01/08/08	02/06/09	9.000	191.78	208.60 f t	16.82-
	Wash Sale Disallowed Loss				16.82-	16.82
ISB CAPITAL VII GTD TR PFD SECS 5.875% /903301208						
	01/08/08	02/06/09	4.000	77.23	83.70 f t	6.47-



0000498 000008189

## 2009 Detail Information

Account No.	Taxpayer ID.	Page
674-213942	95-4745292	37 of 38

Customer Service: 888-201-3726

THE JUNE FOUNDATION  
5150 OVERLAND AVE  
CULVER CITY CA 90230-4914

## Detail Information

## Long-Term Realized Gain/Loss

Description / CUSIP	Date Acquired	Date Sold	Quantity	Proceeds	Cost Basis	Gain/Loss (-)
<i>Cost basis, realized gain and loss, and holding period information reported may not reflect all adjustments necessary for tax reporting purposes. This information is not reported to the IRS. It may assist you in tax return preparation.</i>						
JSB CAPITAL VII GTD TR PFD SECS 5.875% /903301208						
Wash Sale Disallowed Loss					6.47-	6.47
01/08/08	06/24/09	11.000	218.56	230.17 f t	5.28-	11.61-
Wash Sale Disallowed Loss					5.28-	5.28
USD Subtotal			295.79	302.12		
JSB CAPITAL VI GTD TR PFD SECS 5.75% /903304202						
01/08/08	01/13/09	14.000	285.31	284.85 f t		0.46
VIACOM INC NEW SR NT PFD 6.85% /92553P300						
01/08/08	04/29/09	35.000	625.08	819.21 f t		194.13-
WACHOVIA PFD FDG CORP PERP PFD SECS SER /92977V206						
01/08/08	01/13/09	143.000	2,912.89	3,472.55 f t		559.66-
Wash Sale Disallowed Loss					54.79-	54.79
01/08/08	04/29/09	8.000	116.87	194.27 f t		77.40-
01/08/08	06/24/09	20.000	346.39	485.67 f t		139.28-
Wash Sale Disallowed Loss					20.89-	20.89
USD Subtotal			3,376.15	4,076.81		
WACHOVIA CAP TR IV GTD TR PFD SECS /92978U207						
01/08/08	01/13/09	337.000	6,190.65	7,539.87 f t		1,349.22-
WEINGARTEN REALTY INVS DEP SHS REPSTG /948741889						
01/08/08	01/13/09	75.000	1,129.49	1,537.50 f t		408.01-
Wash Sale Disallowed Loss					59.84-	59.84
01/08/08	04/29/09	15.000	224.84	307.50 f t		82.66-
USD Subtotal			1,354.33	1,785.16		
WELLS FARGO CAP VII GTD TR PFD SECS /94979B204						
01/08/08	01/13/09	29.000	610.44	619.37 f t		8.93-
Wash Sale Disallowed Loss					1.85-	1.85
01/08/08	06/24/09	7.000	133.76	149.50 f t		15.74-
USD Subtotal			744.20	767.02		
WELLS FARGO CAP IX TR ORIGINATED PFD /94979P203						
01/08/08	01/13/09	33.000	667.91	681.72 f t		13.81-
01/08/08	06/24/09	4.000	74.55	82.63 f t		8.08-
Wash Sale Disallowed Loss					8.08-	8.08
USD Subtotal			742.46	756.27		
WELLS FARGO CAP XI ENHANCED TR PFD SECS /94979S207						
01/08/08	01/13/09	56.000	1,194.47	1,243.76 f t		49.29-
01/08/08	02/06/09	6.000	109.79	133.26 f t		23.47-
01/08/08	06/24/09	6.000	115.07	133.26 f t		18.19-
Wash Sale Disallowed Loss					9.10-	9.10
USD Subtotal			1,419.33	1,501.18		

**2009 Detail Information**

Account No.	Taxpayer ID.	Page
674-213942	95-4745292	38 of 38

THE JUNE FOUNDATION  
5150 OVERLAND AVE  
CULVER CITY CA 90230-4914

Customer Service: 888-201-3726

**Detail Information****Long-Term Realized Gain/Loss**

Description / CUSIP	Date Acquired	Date Sold	Quantity	Proceeds	Cost Basis	Gain/Loss (-)
---------------------	---------------	-----------	----------	----------	------------	---------------

*Cost basis, realized gain and loss, and holding period information reported may not reflect all adjustments necessary for tax reporting purposes. This information is not reported to the IRS. It may assist you in tax return preparation*

CEL ENERGY INC JR SUB NT 7.600% /98389B886

01/23/08	04/29/09	8.000	200.79	199.84 f t	0.95
01/23/08	06/24/09	8.000	202.47	199.84 f t	2.63
USD Subtotal			403.26	399.68	

Long-Term Realized Gain 1,907.47

Long-Term Realized Loss 132,676.68-

Long-Term Realized Disallowed Loss 2,692.61

**Total Long-Term Realized Gain/Loss 128,076.60-**

F - FIFO (First-in, First-out)

t - Cost basis information was provided by a third party. We treat it as original cost basis, as of the date it is provided, and we assume that for equities, it reflects any prior corporate actions, and for asset-backed fixed-income securities, it reflects any prior principal pay downs. We do not apply any wash sale rules to tax lots with third party-provided cost basis.

^ - Adjusted due to previous wash sale disallowed loss

op - Cost basis information (or proceeds from short sales) was provided by you. We treat it as original cost basis. For equities, we will adjust the cost basis for any corporate actions which our system supports from the date the security was transferred to the account. For asset-backed fixed income securities, we will adjust the cost basis for principal pay downs from the date the security was transferred to the account. We do not apply any wash sale rules to tax lots with customer-provided cost basis. In certain cases, when positions are transferred between accounts the cost basis information may be automatically transferred and deemed to be customer-provided.

Amortization, accretion, and similar adjustments to cost basis are not provided for short-term instruments, unit investment trusts, or securities of foreign issuers.

2:58 PM

03/01/10

Accrual Basis

# The June Foundation

## Account QuickReport

January through December 2009

Type	Date	Num	Memo	Amount
<b>Investment Income</b>				
<b>Capital Gains and Losses</b>				
<b>Luminous Capital 673-213942</b>				
Deposit	1/16/2009	Sold	Partnerre Ltd 196 @ 18.21	-646.06
Deposit	1/16/2009	Sold	Prudential Plc 129 @ 16.75	-828.47
Deposit	1/16/2009	Sold	Renaissancere 55 @ 18.51	-135.02
Deposit	1/16/2009	Sold	Aegon NV 6 @ 14.70	-53.53
Deposit	1/16/2009	Sold	Aegon NV 10 @ 14.87	-96.50
Deposit	1/16/2009	Sold	ABN Amro Cap Fdg Tr 55 @ 12.76	-416.54
Deposit	1/16/2009	Sold	ABN Amro Cap Fdg Tr 92 @ 12.57	-765.39
Deposit	1/16/2009	Sold	Aegon N V 9 @ 13.50	-77.64
Deposit	1/16/2009	Sold	Aegon N V 71 @ 10.30	-713.04
Deposit	1/16/2009	Sold	Alabama Pwr Co 94 @ 24.95	61.45
Deposit	1/16/2009	Sold	American Intl Group 218 @ 8.23	-3,238.80
Deposit	1/16/2009	Sold	American Intl Group 203 @ 10.01	-3,024.40
Deposit	1/16/2009	Sold	Bac Cap Tr V Gld Cap 11 @ 16.36	-57.32
Deposit	1/16/2009	Sold	Bac Cap Tr X 13 @ 19.27	-44.34
Deposit	1/16/2009	Sold	Bank Amer Corp Depos 26 @ 10.80	-247.88
Deposit	1/16/2009	Sold	Bank Amer Corp 50 @ 15.21	-352.01
Deposit	1/16/2009	Sold	Bardays Bank Plc 98 @ 16.45	-733.15
Deposit	1/16/2009	Sold	Berkley W R Cap Tr 106 @ 18.77	-314.75
Deposit	1/16/2009	Sold	BNY Capital V Tr Pfd 51 @ 23.02	27.68
Deposit	1/16/2009	Sold	Citigroup Inc Dep 3 @ 13.83	-28.14
Deposit	1/16/2009	Sold	Citigroup Cap IX 15 @ 13.01	-101.61
Deposit	1/16/2009	Sold	Citigroup Cap XIV 9 @ 13.65	-79.70
Deposit	1/16/2009	Sold	Citigroup Cap XV 2 @ 13.28	-16.61
Deposit	1/16/2009	Sold	Citigroup Capital 3 @ 12.57	-24.95
Deposit	1/16/2009	Sold	Comcast Corp New 11 @ 22.80	-7.80
Deposit	1/16/2009	Sold	Deutsche Bk Cap 263 @ 18.04	-1,205.92
Deposit	1/16/2009	Sold	Deutsche Bk 71 @ 15.93	-501.98
Deposit	1/16/2009	Sold	Developers 113 @ 10.36	-1,330.02
Deposit	1/16/2009	Sold	Duke Rlty Corp Dep 206 @ 16.51	-1,680.67
Deposit	1/16/2009	Sold	Duke Rlty Corp Dep 348 @ 12.31574	-3,288.89
Deposit	1/16/2009	Sold	Everest Re Cap Tr II 109 @ 16.63	-368.79
Deposit	1/16/2009	Sold	FPL Group Cap Inc 51 @ 24.39	-14.84
Deposit	1/16/2009	Sold	Freddie Mac 1,281 @ 1.12453	-30,729.17
Deposit	1/16/2009	Sold	Federal Natl Mtg 1,408 @ 1.37	-32,730.29
Deposit	1/16/2009	Sold	Fifth Third Cap Tr 10 @ 16.46	-67.49
Deposit	1/16/2009	Sold	Finl Security Assur 823 @ 10.87925	-8,505.02
Deposit	1/16/2009	Sold	General Elec Cap 230 @ 23.06	-423.71
Deposit	1/16/2009	Sold	General Elec Cap 43 @ 23.89	-53.88
Deposit	1/16/2009	Sold	Genl Elec Cap Crp Nt 117 @ 22.85	-125.65
Deposit	1/16/2009	Sold	Georgia Pwr Co Ser 96 @ 25.87	26.91
Deposit	1/16/2009	Sold	Georgia Pswr Co 227 @ 24.25	-158.15
Deposit	1/16/2009	Sold	Goldman Sachs Group 23 @ 13.10	-211.53
Deposit	1/16/2009	Sold	Hrpt Ptyys Tr Cum 62 @ 12.30	-625.59
Deposit	1/16/2009	Sold	Hsbc Usa Inc New 77 @ 13.75	-334.73
Deposit	1/16/2009	Sold	Ing Groep N V 25 @ 14.05	-192.55
Deposit	1/16/2009	Sold	Ing Groep N V 86 @ 14.26	-733.81
Deposit	1/16/2009	Sold	Ing Groep N V 17 @ 19.36	-95.84
Deposit	1/16/2009	Sold	JP Morgan Chase Cap 93 @ 23.91	-25.98
Deposit	1/16/2009	Sold	JP Morgan Chase Cap 27 @ 20.87	-43.66
Deposit	1/16/2009	Sold	JPMChase Capital XVI 33 @ 21.80	-37.63
Deposit	1/16/2009	Sold	JPM Chase Capital 12 @ 21.92	-20.34
Deposit	1/16/2009	Sold	Keycorp Capital VIII 50 @ 16.01	-242.65
Deposit	1/16/2009	Sold	Keycorp Cap IX Tr 54 @ 15.87	-224.72
Deposit	1/16/2009	Sold	Kimco Rlty Corp Dep 27 @ 19.61	-122.59
Deposit	1/16/2009	Sold	Lehman Bros Hldgs 258 @ 0.005	-5,184.13
Deposit	1/16/2009	Sold	Lehman Bros Hldgs 153 @ 0.003	-3,352.43
Deposit	1/16/2009	Sold	Ing Groep N V 31 @ 16.50	-262.97
Deposit	1/16/2009	Sold	Lincoln Natl Corp 43 @ 19.49	-177.22
Deposit	1/16/2009	Sold	Metlife Inc 160 @ 18.45	-755.22
Deposit	1/16/2009	Sold	Morgan Stanley Cap 26 @ 15.80	-135.82
Deposit	1/16/2009	Sold	Morgan Stanley Cap 9 @ 15.82	-45.83
Deposit	1/16/2009	Sold	Morgan Stanley Cap 18 @ 13.96	-95.63
Deposit	1/16/2009	Sold	Morgan Stanley Dep 34 @ 11.69	-330.99
Deposit	1/16/2009	Sold	Morgan Stanley Cap 30 @ 16.47	-171.33
Deposit	1/16/2009	Sold	National Rural Ubls 266 @ 21.55	-139.07

2.58 PM  
03/01/10  
Accrual Basis

# The June Foundation

## Account QuickReport

January through December 2009

Type	Date	Num	Memo	Amount
Deposit	1/16/2009	Sold	PNC Cap Tr D Cap 76 @ 20 74	-96 54
Deposit	1/16/2009	Sold	PPL Energy Supply 40 @ 25 30	25 45
Deposit	1/16/2009	Sold	PPL Cap Fdg Inc 10 @ 24 43	-0 97
Deposit	1/16/2009	Sold	PS Business Pks Inc 114 @ 17 40	-513.02
Deposit	1/16/2009	Sold	Prologis Pfd Ser F 13 @ 14 75	-106.48
Deposit	1/16/2009	Sold	Protective Life Corp 4 @ 16.81	-25 90
Deposit	1/16/2009	Sold	Public Storage 111 @ 20.05	-87 58
Deposit	1/16/2009	Sold	Public Storage 110 @ 22.70	-33.02
Deposit	1/16/2009	Sold	Public Storage 17 @ 19 08	-29 25
Deposit	1/16/2009	Sold	Realty Income Corp 193 @ 18 10	-607 97
Deposit	1/16/2009	Sold	Regency Ctrs Corp 18 @ 18 80	-72 47
Deposit	1/16/2009	Sold	Regency Ctrs Corp 76 @ 17 70	-202.17
Deposit	1/16/2009	Sold	Royal Bk Scotland 4 @ 12 55	-49 61
Deposit	1/16/2009	Sold	Royal Bk Scotland 124 @ 11 07	-941 94
Deposit	1/16/2009	Sold	Royal Bank of Scotland Group 156 @ 10 26	-1,538.25
Deposit	1/16/2009	Sold	UBS Pfd Fdg Tr IV 156 @ 11 51	-1,435 42
Deposit	1/16/2009	Sold	US Bancorp Del 27 @ 16.20	-156 73
Deposit	1/16/2009	Sold	USB Capital VI 14 @ 20 38	0 46
Deposit	1/16/2009	Sold	Wachovia Pfd Fdg 143 @ 20.37	-559.66
Deposit	1/16/2009	Sold	Wachovia Cap Tr IV 337 @ 18 37	-1,349 22
Deposit	1/16/2009	Sold	Wachovia Cap Tr X 98 @ 22 75	-236 20
Deposit	1/16/2009	Sold	Weingarten Realty 75 @ 15 06	-408 01
Deposit	1/16/2009	Sold	Wells Fargo & Co New 398 @ 21 62	-1,423 91
Deposit	1/16/2009	Sold	Wells Fargo Cap VII 29 @ 21 05	-8 93
Deposit	1/16/2009	Sold	Wells Fargo Cap IX 33 @ 20 24	-13.81
Deposit	1/16/2009	Sold	Wells Fargo Cap XI 56 @ 21 33	-49 29
Deposit	1/16/2009	Sold	Wells Fargo Cap XII 95 @ 24 85	-4 77
Deposit	1/16/2009	Sold	Bank Amer Corp Dep 6 @ 15 22	-51 49
Deposit	1/21/2009	Wash	Ing Groep N V 1/13/09 Short term disallowed loss	733 81
Deposit	1/21/2009	Wash	Morgan Stanley Cap 1/13/09 Short term disallowe	135.82
Deposit	1/21/2009	Wash	Morgan Stanley Cap 1/13/09 Short term disallowe	45 83
Deposit	1/22/2009	Sold	Citigroup Inc Dep 99 @ 9.05353	-1,401 01
Deposit	1/28/2009	Sold	Entergy La LLC 36 @ 25 04	1 43
Deposit	1/28/2009	Sold	Public Storage 50 @ 22.95	-2 51
Deposit	1/28/2009	Sold	Public Storage 5 @ 23.50	2.49
Deposit	2/4/2009	Sold	Renaissancere 53 @ 18 90	-109 44
Check	2/5/2009	Bought	Wash sale of 1/13/09	454 52
Deposit	2/9/2009	Sold	Georgia Pwr Co 62 @ 25.0375	5 64
Deposit	2/9/2009	Sold	Regency Ctrs Corp 93 @ 19.26	-331 59
Deposit	2/11/2009	Sold	Aegon NV 3 @ 12 02	-37 51
Deposit	2/11/2009	Sold	Aegon N V 9 @ 7 20	-118 29
Deposit	2/11/2009	Sold	Allianz Societas 40 @ 18 38	-263 96
Deposit	2/11/2009	Sold	Bank Amer Corp Dep 18 @ 9 47	-257 95
Deposit	2/11/2009	Sold	Bank Amer Corp Depos 65 @ 6 8	-879 67
Deposit	2/11/2009	Sold	Bank Amer Corp 120 @ 9.41672	-1,540 00
Deposit	2/11/2009	Sold	Barclays Bk Plc 42 @ 11 90	-559 45
Deposit	2/11/2009	Sold	Bny Capital V Tr Pfd	-4.50
Deposit	2/11/2009	Sold	CBS Corp New Pfd 25 @ 14.28	-191 10
Deposit	2/11/2009	Sold	Citigroup Capital 22 @ 12.31	-53 25
Deposit	2/11/2009	Sold	Citigroup Cap XV 48 @ 10 36	-538 51
Deposit	2/11/2009	Sold	Citigroup Cap XVI 42 @ 10.21	-455.29
Deposit	2/11/2009	Sold	Citigroup Capital 37 @ 10 02	-402 01
Deposit	2/11/2009	Sold	Credit Suisse 33 @ 18 24	-237 96
Deposit	2/11/2009	Sold	Deutsche Bk Cap 26 @ 12 00	-276 26
Deposit	2/11/2009	Sold	Deutsche Bk 58 @ 12 31	-620 03
Deposit	2/11/2009	Sold	Deutsche Bk Cap 5 @ 11 92	-21 96
Deposit	2/11/2009	Sold	Deutsche Bk 15 @ 14 12	-55 21
Deposit	2/11/2009	Sold	Deutsche Bk Cap Fdg 10 @ 13.33	-41 11
Deposit	2/11/2009	Sold	Hsbc Hldgs Plc 9 @ 21 65	-38 44
Deposit	2/11/2009	Sold	JP Morgan Chase Cap 9 @ 21 38	-25 29
Deposit	2/11/2009	Sold	JPMorgan Chase Cap 3 @ 22 68	-8.68
Deposit	2/11/2009	Sold	Keycorp Cap IX Tr 19 @ 13.58	-122 58
Deposit	2/11/2009	Sold	Markel Corp 24 @ 23 73	-20 41
Deposit	2/11/2009	Sold	Morgan Stanley Cap 7 @ 16 09	-42 64
Deposit	2/11/2009	Sold	National City Cap Tr 18 @ 15 77	-33 13
Deposit	2/11/2009	Sold	Pnc Cap Tr D Cap 8 @ 18 25	-30 09
Deposit	2/11/2009	Sold	Pnc Cap Tr E Gld Tr 4 @ 20 78	-14 20
Deposit	2/11/2009	Sold	Public Storage 34 @ 21 96	-35 37

2:58 PM  
03/01/10  
Accrual Basis

# The June Foundation Account QuickReport January through December 2009

Type	Date	Num	Memo	Amount
Deposit	2/11/2009	Sold	Regions Fing Tr III 12 @ 16 80	-99 37
Deposit	2/11/2009	Sold	Santander Fin Pfd 15 @ 16 70	-71 58
Deposit	2/11/2009	Sold	Suntrust Cap IX 13 @ 17 59	-97 26
Deposit	2/11/2009	Sold	UBS Cap XI Gtd Tr 9 @ 21.31	-16.82
Deposit	2/11/2009	Sold	USB Capital VII 4 @ 19 31	-6 47
Deposit	2/11/2009	Sold	Wachovia Cap Tr IX 7 @ 17 07	-8 69
Deposit	2/11/2009	Sold	Wells Fargo Cap XI 6 @ 18.30	-23 47
Check	2/11/2009	Bought	Wash sale of 1/13/09	46 15
Check	2/11/2009	Bought	Wash sale of 1/13/09	25 78
Check	2/11/2009	Bought	Wash sale of 1/13/09	22.09
Deposit	2/11/2009	Sold	Short-term disallowed loss	263 96
Check	2/11/2009	Bought	Wash Sale of 1/13/09	15.63
Check	2/11/2009	Bought	Wash sale of 1/13/09	97.25
Deposit	2/11/2009	Sold	Short term disallowed loss	559 45
Check	2/11/2009	Bought	Wash sale of 1/13/09	103 93
Deposit	2/11/2009	Sold	Long term disallowed loss	191 10
Deposit	2/11/2009	Sold	Long term disallowed loss	43 36
Deposit	2/11/2009	Sold	Short term disallowed loss	237 96
Deposit	2/11/2009	Sold	Short term disallowed loss	55 21
Check	2/11/2009	Bought	Wash sale of 1/13/09	77 82
Check	2/11/2009	Bought	Wash sale of 1/13/09	2 91
Check	2/11/2009	Bought	Wash sale of 1/13/09	11.05
Check	2/11/2009	Bought	Wash sale of 1/13/09	3 76
Check	2/11/2009	Bought	Wash sale of 1/13/09	73 58
Check	2/11/2009	Bought	Wash sale of 1/13/09	121 08
Deposit	2/11/2009	Sold	Short-term disallowed loss	38 44
Check	2/11/2009	Bought	Wash sale of 1/13/09	61 62
Check	2/11/2009	Bought	Wash sale of 1/13/09	50 90
Check	2/11/2009	Bought	Wash sale of 1/13/09	16 91
Check	2/11/2009	Bought	Wash sale of 1/13/09	4 85
Check	2/11/2009	Bought	Wash sale of 1/13/09	5 70
Deposit	2/11/2009	Sold	Short term disallowed loss	8 68
Check	2/11/2009	Bought	Wash sale of 1/13/09	33 97
Check	2/11/2009	Bought	Wash sale of 1/13/09	31 78
Deposit	2/11/2009	Sold	Long-term disallowed loss	20 41
Check	2/11/2009	Bought	Wash sale of 1/13/09	28 32
Check	2/11/2009	Bought	Wash sale of 2/11/09	21 25
Check	2/11/2009	Bought	Wash sale of 1/13/09	48 68
Deposit	2/11/2009	Sold	National City Cap Tr 18 @ 15 77	33 13
Check	2/11/2009	Bought	Wash sale of 1/13/09	2 17
Deposit	2/11/2009	Sold	Pnc Cap Tr E Gtd Tr 4 @ 20 78	14 20
Check	2/11/2009	Bought	Wash sale of 1/13/09	11 84
Check	2/11/2009	Bought	Wash sale of 1/13/09	22 05
Deposit	2/11/2009	Sold	Regions Fing Tr III 12 @ 16 80	99 37
Deposit	2/11/2009	Sold	Short term disallowed loss	71 58
Deposit	2/11/2009	Sold	Suntrust Cap IX 13 @ 17 59	97 26
Deposit	2/11/2009	Sold	Long term disallowed loss	16 82
Check	2/11/2009	Bought	Wash sale of 1/13/09	128 82
Deposit	2/11/2009	Sold	Long term disallowed loss	6 47
Check	2/11/2009	Bought	Wash sale of 1/13/09	54 79
Check	2/11/2009	Bought	Wash sale of 1/13/09	59 84
Check	2/11/2009	Bought	Wash sale of 1/13/09	1 85
Check	3/6/2009	Bought	JP Morgan Chase Cap 81 @ 15 86	25 29
Deposit	3/10/2009	Sold	Bank Amer Corp Dep 489 @ 5 63903	-6,910 27
Deposit	3/10/2009	Sold	Bank Amer Corp Dep 228 @ 3 86	-1,611.97
Deposit	3/10/2009	Sold	Bank Amer Corp Dep 80 @ 5.52579	-1,461 95
Deposit	3/10/2009	Sold	Bank Amer Corp 504 @ 5 65	-8,366 42
Deposit	3/10/2009	Sold	Bank Amer Corp Depos 254 @ 4 51418	-4,018 07
Deposit	3/18/2009	Sold	Prologis Pfd Ser F 98 @ 7 88472	-1,475 43
Deposit	4/3/2009	Sold	AT&T Inc Sr Nt 68 @ 25 08	21 63
Check	4/14/2009	Bought	Wash sale of 4/29/09	15 91
Check	4/14/2009	Bought	Wash sale of 4/29/09	200 39
Deposit	4/15/2009	Sold	Public Storage 36 @ 21 41	-57 26
Deposit	4/27/2009	Sold	AT&T Inc Sr Nt 33 @ 25 28	17 07
Deposit	5/4/2009	Sold	S/T loss	-64 83
Deposit	5/4/2009	Sold	L/T loss	-39 82
Deposit	5/4/2009	Sold	Renaissancere 7 @ 17 69	-22 93
Deposit	5/4/2009	Sold	Aegon Nv 4 @ 10 15	-53 89

2 58 PM

03/01/10

Accrual Basis

# The June Foundation

## Account QuickReport

### January through December 2009

Type	Date	Num	Memo	Amount
Deposit	5/4/2009	Sold	Abn Amro Cap Fdg Tr 9 @ 7.53	-115.24
Deposit	5/4/2009	Sold	Abn Amro Cap Fdg Tr 35 @ 7.61	-464.79
Deposit	5/4/2009	Sold	Aegon N V 16 @ 7.43	-206.61
Deposit	5/4/2009	Sold	Bac Cap Tr XII 6 @ 13.57	-31.75
Deposit	5/4/2009	Sold	Barclays Bank Plc 32 @ 13.45	-335.41
Deposit	5/4/2009	Sold	Barclays Bank Plc 32 @ 14.15	-344.34
Deposit	5/4/2009	Sold	Berkley W R Cap Tr 18 @ 20.70	-18.72
Deposit	5/4/2009	Sold	CBS Corp New Pfd 24 @ 13.74	-196.42
Deposit	5/4/2009	Sold	Citigroup Capital X 17 @ 10.93	-155.51
Deposit	5/4/2009	Sold	Citigroup Cap IX 4 @ 11.05	-34.94
Deposit	5/4/2009	Sold	Citigroup Cap XI 15 @ 10.97	-137.00
Deposit	5/4/2009	Sold	Citigroup Cap XIV 6 @ 11.44	-66.39
Deposit	5/4/2009	Sold	Comcast Corp New Nt 9 @ 20.44	-14.94
Deposit	5/4/2009	Sold	Deutsche Bk Cap 5 @ 14.28	-10.16
Deposit	5/4/2009	Sold	Deutsche Bk Cap Fdg 6 @ 14.79	-15.91
Deposit	5/4/2009	Sold	Everest Re Cap Tr II 18 @ 17.10	-52.45
Deposit	5/4/2009	Sold	Fifth Third Cap Tr 13 @ 12.69	-136.75
Deposit	5/4/2009	Sold	General Elec Cap 4 @ 20.51	-17.58
Deposit	5/4/2009	Sold	General Elec Cap 6 @ 21.94	-24.66
Deposit	5/4/2009	Sold	Goldman Sachs Group 5 @ 13.53	-43.84
Deposit	5/4/2009	Sold	Ing Group Nv 19 @ 10.91	-242.69
Deposit	5/4/2009	Sold	Ing Groep Nv 10 @ 11.38	-53.81
Deposit	5/4/2009	Sold	Ing Groep N V 20 @ 9.90	-237.04
Deposit	5/4/2009	Sold	Ing Groep Nv 20 @ 10.01	-235.17
Deposit	5/4/2009	Sold	Ing Groep N V 19 @ 10.21	-214.44
Deposit	5/4/2009	Sold	Ing Groep N V 19 @ 11.40	-258.07
Deposit	5/4/2009	Sold	Ing Groep N V 17 @ 13.21	-200.39
Deposit	5/4/2009	Sold	JP Morgan Chase Cap 14 @ 22.05	-29.96
Deposit	5/4/2009	Sold	Keycorp Capital VIII 10 @ 12.50	-83.64
Deposit	5/4/2009	Sold	Lincoln Natl Cap VI 9 @ 13.36	-59.77
Deposit	5/4/2009	Sold	Merrill Lynch Cap Tr 5 @ 10.95	22.69
Deposit	5/4/2009	Sold	Metlife Inc 12 @ 17.95	-62.65
Deposit	5/4/2009	Sold	Morgan Stanley Dep 10 @ 10.10	-113.26
Deposit	5/4/2009	Sold	National City Cap Tr 49 @ 16.29	-64.71
Deposit	5/4/2009	Sold	National Rural Utils 12 @ 19.95	-23.92
Deposit	5/4/2009	Sold	Protective Life Corp 3 @ 11.87	-34.25
Deposit	5/4/2009	Sold	Prudential Finl Inc 6 @ 19.33	-33.37
Deposit	5/4/2009	Sold	Public Storage 11 @ 18.96	-20.68
Deposit	5/4/2009	Sold	Realty Income Corp 4 @ 18.88	-9.49
Deposit	5/4/2009	Sold	Royal Bk Scotland 10 @ 9.10	-158.51
Deposit	5/4/2009	Sold	Royal Bk Scotland 36 @ 8.05	-522.73
Deposit	5/4/2009	Sold	Royal Bk Scotland 15 @ 7.72	-200.61
Deposit	5/4/2009	Sold	Royal Bk Scotland 23 @ 7.70	-326.96
Deposit	5/4/2009	Sold	Royal Bank of Scotland Group 22 @ 7.10	-286.46
Deposit	5/4/2009	Sold	Santander Fin Pfd Sa 12 @ 14.66	-96.61
Deposit	5/4/2009	Sold	Santander Fin Pfd 19 @ 14.45	-140.26
Deposit	5/4/2009	Sold	Ubs Pfd Fdg Tr IV 42 @ 7.36	-560.76
Deposit	5/4/2009	Sold	US Bancorp Del Depositary Shs 6 @ 11.90	-60.64
Deposit	5/4/2009	Sold	Viacom Inc New Sr Nt 35 @ 17.86	-194.13
Deposit	5/4/2009	Sold	Wachovia Pfd Fdg 8 @ 14.61	-77.40
Deposit	5/4/2009	Sold	Weingarten Realty 15 @ 14.99	-82.66
Deposit	5/4/2009	Sold	Xcel Energy Inc 8 @ 25.10	0.95
Deposit	5/4/2009	Sold	Zions Cap Tr B 37 @ 14.99	-342.27
Deposit	5/4/2009	Sold	Comcast Corp New 20 @ 21.43	-42.42
Deposit	5/18/2009	Sold	JP Morgan Chase Cap 159 @ 23.3029	-141.03
Deposit	6/15/2009	Sold	Royal Bk Scotland 86 @ 14.03	-939.16
Deposit	6/15/2009	Sold	Royal Bank of Scotland Group 157 @ 11.29641	-1,385.43
Deposit	6/15/2009	Sold	L/T disallowed loss	17.65
Deposit	6/29/2009	Sold	Arch capital Group 25 @ 22.61	98.98
Deposit	6/29/2009	Sold	Arch Capital Group 3 @ 20.59	4.91
Deposit	6/29/2009	Sold	Partnerre Ltd 3 @ 19.75	12.56
Deposit	6/29/2009	Sold	Partnerre Ltd 20 @ 19.00	-50.13
Deposit	6/29/2009	Sold	Renaissancere 5 @ 19.34	-8.13
Deposit	6/29/2009	Sold	AT&T Inc Sr Nt 13 @ 25.48	9.33
Deposit	6/29/2009	Sold	Aegon NV 2 @ 13.44	-17.38
Deposit	6/29/2009	Sold	Alabama Pwr Co 6 @ 25.03	4.39
Deposit	6/29/2009	Sold	Allianz Societas 15 @ 21.44	-53.09
Deposit	6/29/2009	Sold	Bac Cap Tr V Gtd Cap 6 @ 16.30	-31.63



2:58 PM

03/01/10

Accrual Basis

# The June Foundation

## Account QuickReport

### January through December 2009

Type	Date	Num	Memo	Amount
Deposit	6/29/2009	Sold	Bac Cap tr XII 2 @ 17 94	-1 52
Deposit	6/29/2009	Sold	Berkley W R Cap Tr 20 @ 22.36	12 40
Deposit	6/29/2009	Sold	BNY Capital V Tr Pfd 9 @ 21 29	-10 69
Deposit	6/29/2009	Sold	CBS Corp New 3 @ 18 01	4 19
Deposit	6/29/2009	Sold	CBS Corp New Pfd 16 @ 16.86	-81 03
Deposit	6/29/2009	Sold	Citigroup Capital VIII 2 @ 15 56	-3.39
Deposit	6/29/2009	Sold	Comcast Corp New 9 @ 22.74	-7 30
Deposit	6/29/2009	Sold	Comcast Corp New Nt 12 @ 21 37	-8 76
Deposit	6/29/2009	Sold	Credit Suisse 6 @ 22.12	-39 11
Deposit	6/29/2009	Sold	Entergy Miss Inc 3 @ 24 97	-0 16
Deposit	6/29/2009	Sold	Everest Re Cap Tr II 22 @ 18 23	-39 25
Deposit	6/29/2009	Sold	Fpl Group Cap Tr I 3 @ 23 76	1 55
Deposit	6/29/2009	Sold	Fpl Group Cap Inc 11 @ 25.08	4 38
Deposit	6/29/2009	Sold	Fpl Group Cap Inc 2 @ 26 78	3 19
Deposit	6/29/2009	Sold	General Elec Cap 2 @ 21 58	-6 65
Deposit	6/29/2009	Sold	General Elec Cap 4 @ 21 94	-12 82
Deposit	6/29/2009	Sold	General Elec Cap 5 @ 23.15	-14 50
Deposit	6/29/2009	Sold	Georgia Pwr Co 3 @ 24 70	-0 75
Deposit	6/29/2009	Sold	Goldman Sachs Group 5 @ 16 21	-30 44
Deposit	6/29/2009	Sold	Hrpt Pptys Tr Cum 15 @ 14.24	-122 26
Deposit	6/29/2009	Sold	HSBC Holdings Plc 17 @ 18.22	-66 56
Deposit	6/29/2009	Sold	HSBC Hldgs Plc 1 @ 24 25	-1 68
Deposit	6/29/2009	Sold	Hsbc Fin Corp Nt 2 @ 20 95	0 59
Deposit	6/29/2009	Sold	Jp Morgan Chase Cap 5 @ 20 41	-5 88
Deposit	6/29/2009	Sold	JP Morgan Chase Cap 7 @ 21 10	-9 72
Deposit	6/29/2009	Sold	JPMChase Capital XVI 7 @ 21 43	-10 58
Deposit	6/29/2009	Sold	JPM Chase Capital 3 @ 22 11	-4 52
Deposit	6/29/2009	Sold	JPMorgan Chase Cap 2 @ 24 95	-1 25
Deposit	6/29/2009	Sold	Keycorp Cap IX Tr 2 @ 16 71	-6 65
Deposit	6/29/2009	Sold	Kimco Rlty Corp Dep 8 @ 20 75	-27 21
Deposit	6/29/2009	Sold	Kimco Realty Corp 1 @ 17 60	2 16
Deposit	6/29/2009	Sold	Markel Corp 8 @ 22 27	-18 49
Deposit	6/29/2009	Sold	Memll Lynch Cap Tr 8 @ 15 43	73 19
Deposit	6/29/2009	Sold	Metlife Inc 11 @ 20 22	-32 46
Deposit	6/29/2009	Sold	Morgan Stanley Cap 10 @ 18 52	-25 04
Deposit	6/29/2009	Sold	Morgan Stanley Cap 3 @ 18.39	-7 57
Deposit	6/29/2009	Sold	Morgan Stanley Cap 2 @ 18 20	-2 16
Deposit	6/29/2009	Sold	Morgan Stanley Cap 7 @ 19 72	-17 23
Deposit	6/29/2009	Sold	National Bk Greece S 8 @ 21 08	-35 01
Deposit	6/29/2009	Sold	National City Cap Tr 3 @ 18 48	2 60
Deposit	6/29/2009	Sold	National City Cap Tr 1 @ 22 10	1 30
Deposit	6/29/2009	Sold	Pnc Cap Tr D Cap 12 @ 19.61	-28 81
Deposit	6/29/2009	Sold	Pnc Cap tr E Gtd Tr 5 @ 22.89	-7 20
Deposit	6/29/2009	Sold	PPL Energy Supply 4 @ 24 78	0 46
Deposit	6/29/2009	Sold	Ps Business Pks Inc 3 @ 18 75	-7 16
Deposit	6/29/2009	Sold	Public Storage 18 @ 19.65	-21 41
Deposit	6/29/2009	Sold	Public Storage 3 @ 19 86	2 27
Deposit	6/29/2009	Sold	Public Storage 5 @ 21 28	-8.61
Deposit	6/29/2009	Sold	Public Storage 4 @ 19.39	-5 65
Deposit	6/29/2009	Sold	Public Storage 1 @ 22 61	-0 35
Deposit	6/29/2009	Sold	Realty Income Corp 5 @ 21 24	-0 06
Deposit	6/29/2009	Sold	Regency Ctrs Corp 2 @ 18 00	-4 73
Deposit	6/29/2009	Sold	Regions Fing Tr III 7 @ 21 72	-23 53
Deposit	6/29/2009	Sold	S/T gain	342.66
Deposit	6/29/2009	Sold	S/T loss	-226 34
Deposit	6/29/2009	Sold	L/T loss	-3,267 28
Deposit	6/29/2009	Sold	Sanlender Fin Pfd 1 @ 18 03	-2 41
Deposit	6/29/2009	Sold	Suntrust Cap IX 12 @ 20 37	-56 42
Deposit	6/29/2009	Sold	Telephone & Data Systems 7 @ 20 45	21 36
Deposit	6/29/2009	Sold	USB Capital VII 11 @ 19.87	-11 61
Deposit	6/29/2009	Sold	USB Capital VIII 4 @ 21 29	-2 39
Deposit	6/29/2009	Sold	Wachovia Pfd Fdg 20 @ 17 32	-139 28
Deposit	6/29/2009	Sold	Wells Fargo Cap VII 7 @ 19 11	-15 74
Deposit	6/29/2009	Sold	Wells Fargo Cap IX 4 @ 18 64	-8 08
Deposit	6/29/2009	Sold	Wells Fargo Cap XI 6 @ 19 18	-18 19
Deposit	6/29/2009	Sold	Xcel Energy Inc 8 @ 25 31	2 63
Deposit	7/8/2009	Sold	Citigroup Cap XIV Gtd Enhanced Tr Pfd 63 @ 18	-281 12
Deposit	7/8/2009	Sold	Citigroup Cap XIV Gtd Enhanced Tr Pfd 63 @ 18	31 24

2:58 PM  
03/01/10  
Accrual Basis

# The June Foundation

## Account QuickReport

January through December 2009

Type	Date	Num	Memo	Amount
Deposit	7/10/2009	Sold	Citigroup Cap XV Enhanced Tr Pfd Sec 185 @ 16.	-1,004.40
Deposit	7/10/2009	Sold	Citigroup Cap XV Enhanced Tr Pfd Sec 185 @ 16..	43.43
Deposit	7/13/2009	Sold	Partnerre Ltd 3 @ 20.80	15.71
Deposit	7/13/2009	Sold	Prudential Plc Perpetual Sub Cap Secs 6 75% 3	17.15
Deposit	7/13/2009	Sold	Abn Amro Cap Fdg Tr V Gtd Tr Pfd Secs 5 90% 4 .	-38.54
Deposit	7/13/2009	Sold	Abn Amro Cap Fdg Tr V Gtd Tr Pfd Secs 5 90% 4 .	38.54
Deposit	7/13/2009	Sold	Aegon N V Perp Cap Secs 6 375% 5 @ 14.01	-40.81
Deposit	7/13/2009	Sold	Barclays Bank Plc Adr Ser 2 Repstg 4 @ 16.85	-28.33
Deposit	7/13/2009	Sold	Barclays Bank Plc Adr Ser 2 Repstg 4 @ 16.85	28.33
Deposit	7/13/2009	Sold	Citigroup Cap XI Cap Secs Trups 6 0% 5 @ 12.40	-38.52
Deposit	7/13/2009	Sold	Citigroup Cap XI Cap Secs Trups 6 0% 5 @ 12.40	38.52
Deposit	7/13/2009	Sold	Citigroup Cap XIV Gtd Enhanced Tr Pfd 6 875% 9	-546.44
Deposit	7/13/2009	Sold	Comcast Corp New Nt Pfd 7 0% 3 @ 23.20	-0.93
Deposit	7/13/2009	Sold	Dominion Res Inc Va 38 @ 25.41	8.33
Deposit	7/13/2009	Sold	Fifth Third Cap Tr 4 @ 17.62	-22.36
Deposit	7/13/2009	Sold	Genl Elec Cap Crp Nt 5 875% 4 @ 21.08	-11.39
Deposit	7/13/2009	Sold	Genl Elec Cap Crp Nt 5 875% 4 @ 21.08	2.85
Deposit	7/13/2009	Sold	JP Morgan Chase Cap XI Cap Secs Ser K 4 @ 20	-4.35
Deposit	7/13/2009	Sold	Keycorp Cap IX Tr 3 @ 21.16	3.38
Deposit	7/13/2009	Sold	Kimco Rlty Corp Dep 11 @ 20.89	-35.87
Deposit	7/13/2009	Sold	PS Business Pks Inc 5 @ 19.25	-9.43
Deposit	7/13/2009	Sold	Realty Income Corp 4 @ 20.71	-2.17
Deposit	7/13/2009	Sold	Regency Ctrs Corp 3 @ 19.35	3.60
Deposit	7/13/2009	Sold	Royal Bk Scotland 5 @ 9.57	-57.63
Deposit	7/13/2009	Sold	Royal Bk Scotland 5 @ 9.57	57.63
Deposit	7/13/2009	Sold	Santander Fin Pfd Sa Unipersonal 3 @ 19.25	-10.39
Deposit	7/13/2009	Sold	Santander Fin Pfd Sa Unipersonal 3 @ 19.25	10.39
Deposit	7/13/2009	Sold	Wachovia Cap Tr IX 3 @ 18.80	-2.74
Deposit	7/13/2009	Sold	Wachovia Cap Tr IX 3 @ 18.80	2.74
Deposit	7/13/2009	Sold	L/T disallowed loss	22.36
Check	7/13/2009	Bought	Wash sale 6/24/09	6.50
Check	7/13/2009	Bought	Wash sale 6/24/09	3.39
Check	7/13/2009	Bought	Wash sale 7/15/09	23.68
Check	7/13/2009	Bought	Wash sale 6/24/09	2.43
Check	7/13/2009	Bought	Wash sale 6/24/09	19.56
Check	7/13/2009	Bought	Wash sale 6/24/09	0.16
Check	7/13/2009	Bought	Wash sale 6/24/09	27.41
Check	7/13/2009	Bought	Wash sale 6/24/09	4.17
Check	7/13/2009	Bought	Wash sale 6/24/09	6.93
Check	7/13/2009	Bought	Wash sale 6/24/09	10.02
Check	7/13/2009	Bought	Wash sale 6/24/09	8.61
Check	7/13/2009	Bought	Wash sale 6/24/09	5.28
Check	7/13/2009	Bought	Wash sale 6/24/09	2.39
Check	7/13/2009	Bought	Wash sale 6/24/09	20.89
Check	7/13/2009	Bought	Wash sale 6/24/09	8.08
Check	7/13/2009	Bought	Wash sale 6/24/09	9.10
Deposit	7/15/2009	Sold	Keycorp Capital VIII 98 @ 21.23	35.93
Deposit	7/15/2009	Sold	Keycorp Cap IC Tr 193 @ 21.23	231.25
Deposit	7/17/2009	Sold	Citigroup Cap XV 285 @ 16.9103	17.79
Deposit	7/17/2009	Sold	Citigroup Cap XV 285 @ 16.9103	-1,331.74
Deposit	7/17/2009	Sold	Keycorp Capital VIII 368 @ 21.2621	22.01
Deposit	7/17/2009	Sold	Keycorp Capital VIII 368 @ 21.2621	160.55
Deposit	7/17/2009	Sold	Keycorp Cap IX Tr 452 @ 21.2643	88.54
Deposit	7/17/2009	Sold	Keycorp Cap IX Tr 452 @ 21.2643	544.77
Deposit	7/20/2009	Sold	Citigroup Cap XVI 92 @ 17.1032	-363.16
Deposit	7/20/2009	Sold	Citigroup Cap XVI 92 @ 17.1032	35.52
Deposit	7/20/2009	Sold	Public Storage 56 @ 23.85	50.36
Deposit	7/28/2009	Sold	AT&T inc Sr Nt 62 @ 26.2629	93.02
Deposit	7/30/2009	Sold	Entergy Miss Inc 145 @ 25.45	118.47
Deposit	8/27/2009	Sold	S/T Loss	-3.94
Deposit	8/27/2009	Sold	L/T Loss	-6,055.28
Deposit	8/27/2009	Sold	S/T Gain	243.38
Deposit	8/27/2009	Sold	S/T Loss	-120.86
Deposit	8/27/2009	Sold	Ing Groep N V 364 @ 13.87	-2,875.05
Deposit	8/27/2009	Sold	S/T Gain	626.10
Deposit	8/27/2009	Sold	S/T Loss	-24.26
Deposit	8/27/2009	Sold	L/T Loss	-2,323.51
Deposit	8/27/2009	Sold	Royal Bank of Scotland Group 253 @ 10.31	-2,478.13

2 58 PM

03/01/10

Accrual Basis

# The June Foundation

## Account QuickReport

### January through December 2009

Type	Date	Num	Memo	Amount
Deposit	8/31/2009	Sold	S/T Gain	525 84
Deposit	8/31/2009	Sold	S/T Loss	-110 40
Deposit	8/31/2009	Sold	L/T Loss	-750 21
Deposit	9/4/2009	Sold	S/T gain	301 87
Deposit	9/4/2009	Sold	S/T loss	-106 89
Deposit	9/4/2009	Sold	L/T loss	-206 98
Deposit	9/5/2009	Sold	S/T Loss	-17 09
Deposit	9/5/2009	Sold	L/T Loss	-2,438 92
Deposit	9/10/2009	Sold	S/T gain	88 97
Deposit	9/10/2009	Sold	S/T loss	-49 87
Deposit	9/10/2009	Sold	L/T loss	-6,583 29
Deposit	9/11/2009	Sold	S/T loss	-129 98
Deposit	9/14/2009	Sold	L/T gain	82 26
Deposit	9/23/2009	Sold	S/T gain	1 56
Deposit	9/23/2009	Sold	S/T loss	-47 13
Deposit	9/23/2009	Sold	L/T loss	-10,472 57
Deposit	9/28/2009	Sold	S/T gain	1,202 90
Deposit	9/28/2009	Sold	L/T gain	88 48
Deposit	9/29/2009	Fr x s	Santander Finance Pfd	22 75
Deposit	9/29/2009	Fr x s	Santander Finance Pfd	1 00
Deposit	9/29/2009	Sold	S/T gain	1,865 54
Deposit	9/29/2009	Sold	L/T loss	-1,038 66
Deposit	9/29/2009	Tend	S/T loss	-10,352 05
Deposit	9/29/2009	Tend	L/T loss	-4,182 23
Deposit	9/29/2009	Tend..	S/T loss	-332 35
Deposit	9/29/2009	Tend..	L/T loss	-11,755 12
Deposit	9/29/2009	Sold	S/T gain	185 83
Deposit	9/30/2009	Sold	S/T gain	282.34
Deposit	9/30/2009	Sold	S/T loss	-2 70
Deposit	9/30/2009	Sold	L/T loss	-2,378 83
Deposit	9/30/2009		Ing Group NV Pfd 7 05% (IND) - Change in cost	860 61
Deposit	10/7/2009	Sold	JPMorgan Chase Cap XXVI Cap Secs Var Ser Z 8	108 48
Deposit	10/13/2009	Sold	Goldman Sachs Group Inc Depositary Sh 118 @ 2	-229 79
Deposit	10/20/2009	Sold	Alabama Pwr Co Ser 2007B Sr Nt	129 01
Deposit	10/26/2009	Sold	JPMorgan Chase Cap XXVI Cap Secs Var 74 @ 2	115 38
Deposit	11/16/2009	Sold	Alabama Pwr Co 78 @ 25 0671	5 11
Deposit	11/16/2009	Sold	Alabama Pwr Co 78 @ 25 0671	50 85
Deposit	12/8/2009	Sold	Allianz Se 285 @ 24 12	-244 94
Deposit	12/8/2009	Sold	National Rural Utils 97 @ 24 1145	42 54
Deposit	12/9/2009	Sold	Allianz Se 146 @ 24 15	-121 10
Deposit	12/9/2009	Sold	Fpl Group Cap Inc 43 @ 25 63	40 79
Deposit	12/15/2009	Sold	Short-term gain	1,090 20
Deposit	12/15/2009	Sold	Short-term loss	-114 14
Deposit	12/15/2009	Sold	Long-term loss	-488 07

Total Luminous Capital 673-213942

-219,183.82

Total Capital Gains and Losses

-219,183.82

Total Investment Income

-219,183.82

TOTAL

-219,183.82

PER BOOKS

NOT INCLUDED - 25-00-0.

-002

-002

PER 1099

# Application for Extension of Time To File an Exempt Organization Return

OMB No. 1545-1709

▶ File a separate application for each return.

- If you are filing for an Automatic 3-Month Extension, complete only Part I and check this box ☒ **X**
  - If you are filing for an Additional (Not Automatic) 3-Month Extension, complete only Part II (on page 2 of this form).
- Do not complete Part II unless you have already been granted an automatic 3-month extension on a previously filed Form 8868.

## Part I Automatic 3-Month Extension of Time. Only submit original (no copies needed).

A corporation required to file Form 990-T and requesting an automatic 6-month extension - check this box and complete Part I only ☐

All other corporations (including 1120-C filers), partnerships, REMICs, and trusts must use Form 7004 to request an extension of time to file income tax returns.

**Electronic Filing (e-file).** Generally, you can electronically file Form 8868 if you want a 3-month automatic extension of time to file one of the returns noted below (6 months for a corporation required to file Form 990-T). However, you cannot file Form 8868 electronically if (1) you want the additional (not automatic) 3-month extension or (2) you file Forms 990-BL, 6069, or 8870, group returns, or a composite or consolidated Form 990-T. Instead, you must submit the fully completed and signed page 2 (Part II) of Form 8868. For more details on the electronic filing of this form, visit [www.irs.gov/efile](http://www.irs.gov/efile) and click on e-file for Charities & Nonprofits.

Type or print	Name of Exempt Organization	Employer identification number
	THE JUNE FOUNDATION	95-4745292
	Number, street, and room or suite no. If a P.O. box, see instructions.	
	5150 OVERLAND AVENUE	
File by the due date for filing your return. See instructions	City, town or post office, state, and ZIP code. For a foreign address, see instructions.	
	CULVER CITY, CA 90230	

Check type of return to be filed (file a separate application for each return):

- |   |   |                                    |
|---|---|------------------------------------|
| <input type="checkbox"/> Form 990               | <input type="checkbox"/> Form 990-T (corporation)                 | <input type="checkbox"/> Form 4720 |
| <input type="checkbox"/> Form 990-BL            | <input type="checkbox"/> Form 990-T (sec. 401(a) or 408(a) trust) | <input type="checkbox"/> Form 5227 |
| <input type="checkbox"/> Form 990-EZ            | <input type="checkbox"/> Form 990-T (trust other than above)      | <input type="checkbox"/> Form 6069 |
| <input checked="" type="checkbox"/> Form 990-PF | <input type="checkbox"/> Form 1041-A                              | <input type="checkbox"/> Form 8870 |

COPY

MICHAEL KEST

- The books are in the care of ▶ 5150 OVERLAND AVENUE - CULVER CITY, CA 90230
- Telephone No. ▶ 310-280-5000 FAX No. ▶
- If the organization does not have an office or place of business in the United States, check this box ☐
- If this is for a Group Return, enter the organization's four digit Group Exemption Number (GEN) . If this is for the whole group, check this box ☐ . If it is for part of the group, check this box ☐ and attach a list with the names and EINs of all members the extension will cover

- 1 I request an automatic 3-month (6-months for a corporation required to file Form 990-T) extension of time until AUGUST 16, 2010 , to file the exempt organization return for the organization named above. The extension is for the organization's return for:
- ▶ ☒ calendar year 2009 or
- ▶ ☐ tax year beginning \_\_\_\_\_ , and ending \_\_\_\_\_
- 2 If this tax year is for less than 12 months, check reason: ☐ Initial return ☐ Final return ☐ Change in accounting period

3a If this application is for Form 990-BL, 990-PF, 990-T, 4720, or 6069, enter the tentative tax, less any nonrefundable credits. See instructions.	3a	\$ 12,585
b If this application is for Form 990-PF or 990-T, enter any refundable credits and estimated tax payments made. Include any prior year overpayment allowed as a credit.	3b	\$ 7585
c Balance Due. Subtract line 3b from line 3a. Include your payment with this form, or, if required, deposit with FTD coupon or, if required, by using EFTPS (Electronic Federal Tax Payment System). See instructions.	3c	\$ 5000

Caution. If you are going to make an electronic fund withdrawal with this Form 8868, see Form 8453-EO and Form 8879-EO for payment instructions.

• If you are filing for an **Additional (Not Automatic) 3-Month Extension**, complete only **Part II** and check this box ☒ **X**

**Note.** Only complete Part II if you have already been granted an automatic 3-month extension on a previously filed Form 8868.

• If you are filing for an **Automatic 3-Month Extension**, complete only **Part I** (on page 1).

<b>Part II</b> <b>Additional (Not Automatic) 3-Month Extension of Time.</b> Only file the original (no copies needed).		
Type or print File by the extended due date for filing the return See instructions	Name of Exempt Organization	Employer identification number
	<b>THE JUNE FOUNDATION</b>	<b>95-4745292</b>
	Number, street, and room or suite no. If a P.O. box, see instructions. <b>5150 OVERLAND AVENUE</b>	For IRS use only
	City, town or post office, state, and ZIP code. For a foreign address, see instructions. <b>CULVER CITY, CA 90230</b>	

Check type of return to be filed (File a separate application for each return):

☐ Form 990    ☐ Form 990-EZ    ☐ Form 990-T (sec. 401(a) or 408(a) trust)    ☐ Form 1041-A    ☐ Form 5227    ☐ Form 8870  
☐ Form 990-BL    ☒ Form 990-PF    ☐ Form 990-T (trust other than above)    ☐ Form 4720    ☐ Form 6069

**STOP! Do not complete Part II if you were not already granted an automatic 3-month extension on a previously filed Form 8868.**

### MICHAEL KEST

• The books are in the care of **5150 OVERLAND AVENUE - CULVER CITY, CA 90230**

Telephone No. **310-280-5000**

FAX No. \_\_\_\_\_

• If the organization does not have an office or place of business in the United States, check this box ☐

• If this is for a Group Return, enter the organization's four digit Group Exemption Number (GEN) \_\_\_\_\_. If this is for the whole group, check this box ☐. If it is for part of the group, check this box ☐ and attach a list with the names and EINs of all members the extension is for.

4 I request an additional 3-month extension of time until **NOVEMBER 15, 2010.**

5 For calendar year **2009**, or other tax year beginning \_\_\_\_\_, and ending \_\_\_\_\_.

6 If this tax year is for less than 12 months, check reason: ☐ Initial return ☐ Final return ☐ Change in accounting period

7 State in detail why you need the extension

**ADDITIONAL TIME IS NEEDED TO OBTAIN THE NECESSARY INFORMATION TO FILE A COMPLETE AND ACCURATE TAX RETURN.**

8a If this application is for Form 990-BL, 990-PF, 990-T, 4720, or 6069, enter the tentative tax, less any nonrefundable credits. See instructions.	8a	\$ <b>12,585</b>
b If this application is for Form 990-PF, 990-T, 4720, or 6069, enter any refundable credits and estimated tax payments made. Include any prior year overpayment allowed as a credit and any amount paid previously with Form 8868.	8b	\$ <b>12,585</b>
c Balance Due. Subtract line 8b from line 8a. Include your payment with this form, or, if required, deposit with FTD coupon or, if required, by using EFTPS (Electronic Federal Tax Payment System). See instructions.	8c	\$ <b>Ø</b>

### Signature and Verification

Under penalties of perjury, I declare that I have examined this form, including accompanying schedules and statements, and to the best of my knowledge and belief, it is true, correct, and complete, and that I am authorized to prepare this form.

Signature  Title **CPA** Date **8/11/2010**

Form 8868 (Rev. 4-2009)

COPY