



See a Social Security Number? Say Something!  
Report Privacy Problems to <https://public.resource.org/privacy>  
Or call the IRS Identity Theft Hotline at 1-800-908-4490



**Return of Private Foundation  
or Section 4947(a)(1) Nonexempt Charitable Trust  
Treated as a Private Foundation**

**2009**

Department of the Treasury  
Internal Revenue Service


**Note** The foundation may be able to use a copy of this return to satisfy state reporting requirements.

For calendar year **2009**, or tax year beginning \_\_\_\_\_, and ending \_\_\_\_\_

G Check all that apply:  Initial return  Initial return of a former public charity  Final return  
 Amended return  Address change  Name change

Use the IRS label Otherwise, print or type. See Specific Instructions.	Name of foundation <b>WILLISON FAMILY CHARITABLE FOUNDATION</b>	A Employer identification number <b>95-4608751</b>
	Number and street (or P O box number if mail is not delivered to street address) Room/suite <b>1666 SAN ONOFRE DRIVE</b>	B Telephone number <b>310-454-5143</b>
	City or town, state, and ZIP code <b>PACIFIC PALISADES, CA 90272</b>	C If exemption application is pending, check here <input type="checkbox"/> D 1 Foreign organizations, check here <input type="checkbox"/> 2 Foreign organizations meeting the 85% test, check here and attach computation <input type="checkbox"/>
H Check type of organization: <input checked="" type="checkbox"/> Section 501(c)(3) exempt private foundation <input type="checkbox"/> Section 4947(a)(1) nonexempt charitable trust <input type="checkbox"/> Other taxable private foundation	J Accounting method: <input checked="" type="checkbox"/> Cash <input type="checkbox"/> Accrual <input type="checkbox"/> Other (specify) _____	E If private foundation status was terminated under section 507(b)(1)(A), check here <input type="checkbox"/> F If the foundation is in a 60-month termination under section 507(b)(1)(B), check here <input type="checkbox"/>
I Fair market value of all assets at end of year (from Part II, col (c), line 16) \$ <b>521,534.</b> (Part I, column (d) must be on cash basis)		

Part I Analysis of Revenue and Expenses <small>(The total of amounts in columns (b), (c) and (d) may not necessarily equal the amounts in column (a))</small>		(a) Revenue and expenses per books	(b) Net investment income	(c) Adjusted net income	(d) Disbursements for charitable purposes (cash basis only)
Revenue	1 Contributions, gifts, grants, etc., received			N/A	
	2 Check <input checked="" type="checkbox"/> if the foundation is not required to attach Sch B				
	3 Interest on savings and temporary cash investments	100.	100.		STATEMENT 1
	4 Dividends and interest from securities	11,248.	11,248.		STATEMENT 2
	5a Gross rents				
	b Net rental income or (loss)				
	6a Net gain or (loss) from sale of assets not on line 10	<108,068.>			
	b Gross sales price for all assets on line 6a	576,177.			
	7 Capital gain net income (from Part IV, line 2)		0.		
	8 Net short-term capital gain				
	9 Income modifications				
	10a Gross sales less returns and allowances				
b Less Cost of goods sold					
c Gross profit or (loss)					
11 Other income					
12 Total Add lines 1 through 11	<96,720.>	11,348.			
Operating and Administrative Expenses	13 Compensation of officers, directors, trustees, etc	0.	0.		0.
	14 Other employee salaries and wages				
	15 Pension plans, employee benefits				
	16a Legal fees				
	b Accounting fees	4,218.	4,218.		0.
	c Other professional fees	3,185.	3,185.		0.
	17 Interest				
	18 Taxes	234.	234.		0.
	19 Depreciation and depletion				
	20 Occupancy				
	21 Travel, conferences, and meetings				
	22 Printing and publications				
	23 Other expenses	53.	53.		0.
	24 Total operating and administrative expenses. Add lines 13 through 23	7,690.	7,690.		0.
	25 Contributions, gifts, grants paid	119,655.			119,655.
26 Total expenses and disbursements. Add lines 24 and 25	127,345.	7,690.		119,655.	
27 Subtract line 26 from line 12:					
a Excess of revenue over expenses and disbursements	<224,065.>				
b Net investment income (if negative, enter -0-)		3,658.			
c Adjusted net income (if negative, enter -0-)			N/A		



SCANNED MAY 21 2010

98

<b>Part II Balance Sheets</b> <small>Attached schedules and amounts in the description column should be for end-of-year amounts only</small>		Beginning of year	End of year	
		(a) Book Value	(b) Book Value	(c) Fair Market Value
<b>Assets</b>	1 Cash - non-interest-bearing			
	2 Savings and temporary cash investments	23,131.	71,772.	71,772.
	3 Accounts receivable ▶ 1,038.			
	Less: allowance for doubtful accounts ▶		1,038.	1,038.
	4 Pledges receivable ▶			
	Less: allowance for doubtful accounts ▶			
	5 Grants receivable			
	6 Receivables due from officers, directors, trustees, and other disqualified persons			
	7 Other notes and loans receivable ▶			
	Less: allowance for doubtful accounts ▶			
	8 Inventories for sale or use			
	9 Prepaid expenses and deferred charges			
	10a Investments - U.S. and state government obligations			
	b Investments - corporate stock <b>STMT 7</b>	688,052.	414,308.	448,724.
	c Investments - corporate bonds			
11 Investments - land, buildings, and equipment basis ▶				
Less: accumulated depreciation ▶				
12 Investments - mortgage loans				
13 Investments - other				
14 Land, buildings, and equipment, basis ▶				
Less: accumulated depreciation ▶				
15 Other assets (describe ▶ )				
<b>16 Total assets (to be completed by all filers)</b>	<b>711,183.</b>	<b>487,118.</b>	<b>521,534.</b>	
<b>Liabilities</b>	17 Accounts payable and accrued expenses			
	18 Grants payable			
	19 Deferred revenue			
	20 Loans from officers, directors, trustees, and other disqualified persons			
	21 Mortgages and other notes payable			
	22 Other liabilities (describe ▶ )			
<b>23 Total liabilities (add lines 17 through 22)</b>	<b>0.</b>	<b>0.</b>		
<b>Net Assets or Fund Balances</b>	<b>Foundations that follow SFAS 117, check here</b> ▶ <input type="checkbox"/>			
	<b>and complete lines 24 through 26 and lines 30 and 31</b>			
	24 Unrestricted			
	25 Temporarily restricted			
	26 Permanently restricted			
	<b>Foundations that do not follow SFAS 117, check here</b> ▶ <input checked="" type="checkbox"/>			
	<b>and complete lines 27 through 31</b>			
	27 Capital stock, trust principal, or current funds	276,082.	276,082.	
28 Paid-in or capital surplus, or land, bldg., and equipment fund	0.	0.		
29 Retained earnings, accumulated income, endowment, or other funds	435,101.	211,036.		
<b>30 Total net assets or fund balances</b>	<b>711,183.</b>	<b>487,118.</b>		
<b>31 Total liabilities and net assets/fund balances</b>	<b>711,183.</b>	<b>487,118.</b>		

**Part III Analysis of Changes in Net Assets or Fund Balances**

1 Total net assets or fund balances at beginning of year - Part II, column (a), line 30 (must agree with end-of-year figure reported on prior year's return)	1	711,183.
2 Enter amount from Part I, line 27a	2	<224,065.>
3 Other increases not included in line 2 (itemize) ▶	3	0.
4 Add lines 1, 2, and 3	4	487,118.
5 Decreases not included in line 2 (itemize) ▶	5	0.
6 Total net assets or fund balances at end of year (line 4 minus line 5) - Part II, column (b), line 30	6	487,118.

**Part IV Capital Gains and Losses for Tax on Investment Income**

(a) List and describe the kind(s) of property sold (e.g., real estate, 2-story brick warehouse; or common stock, 200 shs. MLC Co.)		(b) How acquired P - Purchase D - Donation	(c) Date acquired (mo., day, yr.)	(d) Date sold (mo., day, yr.)
1a				
b <b>SEE ATTACHED STATEMENT</b>				
c				
d				
e				
(e) Gross sales price	(f) Depreciation allowed (or allowable)	(g) Cost or other basis plus expense of sale	(h) Gain or (loss) (e) plus (f) minus (g)	
a				
b				
c				
d				
e	<b>576,177.</b>	<b>684,245.</b>	<b>&lt;108,068.&gt;</b>	
Complete only for assets showing gain in column (h) and owned by the foundation on 12/31/69				(l) Gains (Col. (h) gain minus col. (k), but not less than -0-) or Losses (from col. (h))
(i) F.M.V. as of 12/31/69	(j) Adjusted basis as of 12/31/69	(k) Excess of col. (i) over col. (j), if any		
a				
b				
c				
d				
e			<b>&lt;108,068.&gt;</b>	
2 Capital gain net income or (net capital loss)		{ If gain, also enter in Part I, line 7 If (loss), enter -0- in Part I, line 7	2	<b>&lt;108,068.&gt;</b>
3 Net short-term capital gain or (loss) as defined in sections 1222(5) and (6) If gain, also enter in Part I, line 8, column (c). If (loss), enter -0- in Part I, line 8			3	<b>N/A</b>

**Part V Qualification Under Section 4940(e) for Reduced Tax on Net Investment Income**

(For optional use by domestic private foundations subject to the section 4940(a) tax on net investment income.)

If section 4940(d)(2) applies, leave this part blank.

Was the foundation liable for the section 4942 tax on the distributable amount of any year in the base period?

Yes  No

If "Yes," the foundation does not qualify under section 4940(e). Do not complete this part.

1 Enter the appropriate amount in each column for each year; see instructions before making any entries.

(a) Base period years Calendar year (or tax year beginning in)	(b) Adjusted qualifying distributions	(c) Net value of noncharitable-use assets	(d) Distribution ratio (col. (b) divided by col. (c))
2008	<b>166,917.</b>	<b>774,559.</b>	<b>.215499</b>
2007	<b>128,375.</b>	<b>793,788.</b>	<b>.161725</b>
2006	<b>132,699.</b>	<b>630,357.</b>	<b>.210514</b>
2005	<b>167,673.</b>	<b>671,326.</b>	<b>.249764</b>
2004	<b>126,346.</b>	<b>666,959.</b>	<b>.189436</b>
2 Total of line 1, column (d)			<b>1.026938</b>
3 Average distribution ratio for the 5-year base period - divide the total on line 2 by 5, or by the number of years the foundation has been in existence if less than 5 years			<b>.205388</b>
4 Enter the net value of noncharitable-use assets for 2009 from Part X, line 5			<b>102,874.</b>
5 Multiply line 4 by line 3			<b>21,129.</b>
6 Enter 1% of net investment income (1% of Part I, line 27b)			<b>37.</b>
7 Add lines 5 and 6			<b>21,166.</b>
8 Enter qualifying distributions from Part XII, line 4			<b>119,655.</b>

If line 8 is equal to or greater than line 7, check the box in Part VI, line 1b, and complete that part using a 1% tax rate. See the Part VI instructions.

**Part VI Excise Tax Based on Investment Income (Section 4940(a), 4940(b), 4940(e), or 4948 - see instructions)**

1a Exempt operating foundations described in section 4940(d)(2), check here <input type="checkbox"/> and enter "N/A" on line 1 Date of ruling or determination letter: _____ (attach copy of letter if necessary-see instructions)			
b Domestic foundations that meet the section 4940(e) requirements in Part V, check here <input checked="" type="checkbox"/> and enter 1% of Part I, line 27b		1	37.
c All other domestic foundations enter 2% of line 27b. Exempt foreign organizations enter 4% of Part I, line 12, col (b)			
2 Tax under section 511 (domestic section 4947(a)(1) trusts and taxable foundations only. Others enter -0-)		2	0.
3 Add lines 1 and 2		3	37.
4 Subtitle A (income) tax (domestic section 4947(a)(1) trusts and taxable foundations only. Others enter -0-)		4	0.
5 Tax based on investment income Subtract line 4 from line 3. If zero or less, enter -0-		5	37.
6 Credits/Payments:			
a 2009 estimated tax payments and 2008 overpayment credited to 2009	6a	1,197.	
b Exempt foreign organizations - tax withheld at source	6b		
c Tax paid with application for extension of time to file (Form 8868)	6c		
d Backup withholding erroneously withheld	6d		
7 Total credits and payments. Add lines 6a through 6d	7	1,197.	
8 Enter any penalty for underpayment of estimated tax. Check here <input type="checkbox"/> if Form 2220 is attached	8		
9 Tax due. If the total of lines 5 and 8 is more than line 7, enter amount owed	9		
10 Overpayment. If line 7 is more than the total of lines 5 and 8, enter the amount overpaid	10	1,160.	
11 Enter the amount of line 10 to be: Credited to 2010 estimated tax <input type="checkbox"/> 1,160. Refunded <input checked="" type="checkbox"/>	11	0.	

**Part VII-A Statements Regarding Activities**

	Yes	No
1a During the tax year, did the foundation attempt to influence any national, state, or local legislation or did it participate or intervene in any political campaign?		X
1b Did it spend more than \$100 during the year (either directly or indirectly) for political purposes (see instructions for definition)? <i>If the answer is "Yes" to 1a or 1b, attach a detailed description of the activities and copies of any materials published or distributed by the foundation in connection with the activities</i>		X
c Did the foundation file Form 1120-POL for this year?		X
d Enter the amount (if any) of tax on political expenditures (section 4955) imposed during the year: (1) On the foundation. <input type="checkbox"/> \$ 0. (2) On foundation managers. <input type="checkbox"/> \$ 0.		
e Enter the reimbursement (if any) paid by the foundation during the year for political expenditure tax imposed on foundation managers. <input type="checkbox"/> \$ 0.		
2 Has the foundation engaged in any activities that have not previously been reported to the IRS? <i>If "Yes," attach a detailed description of the activities.</i>		X
3 Has the foundation made any changes, not previously reported to the IRS, in its governing instrument, articles of incorporation, or bylaws, or other similar instruments? <i>If "Yes," attach a conformed copy of the changes</i>		X
4a Did the foundation have unrelated business gross income of \$1,000 or more during the year?		X
b If "Yes," has it filed a tax return on Form 990-T for this year?	N/A	
5 Was there a liquidation, termination, dissolution, or substantial contraction during the year? <i>If "Yes," attach the statement required by General Instruction T</i>		X
6 Are the requirements of section 508(e) (relating to sections 4941 through 4945) satisfied either: • By language in the governing instrument, or • By state legislation that effectively amends the governing instrument so that no mandatory directions that conflict with the state law remain in the governing instrument?	X	
7 Did the foundation have at least \$5,000 in assets at any time during the year? <i>If "Yes," complete Part II, col (c), and Part XV.</i>	X	
8a Enter the states to which the foundation reports or with which it is registered (see instructions) <input type="checkbox"/> CA		
b If the answer is "Yes" to line 7, has the foundation furnished a copy of Form 990-PF to the Attorney General (or designate) of each state as required by General Instruction G? <i>If "No," attach explanation</i>	X	
9 Is the foundation claiming status as a private operating foundation within the meaning of section 4942(j)(3) or 4942(j)(5) for calendar year 2009 or the taxable year beginning in 2009 (see instructions for Part XIV)? <i>If "Yes," complete Part XIV</i>		X
10 Did any persons become substantial contributors during the tax year? <i>If "Yes," attach a schedule listing their names and addresses</i>		X

**Part VII-A Statements Regarding Activities** (continued)

11 At any time during the year, did the foundation, directly or indirectly, own a controlled entity within the meaning of section 512(b)(13)? If "Yes," attach schedule (see instructions)	11	X
12 Did the foundation acquire a direct or indirect interest in any applicable insurance contract before August 17, 2008?	12	X
13 Did the foundation comply with the public inspection requirements for its annual returns and exemption application? Website address ► <u>N/A</u>	13	X

14 The books are in care of ► BRUCE & GRETCHEN WILLISON Telephone no. ► 310-454-5143  
 Located at ► 1666 SAN ONOFRE DRIVE, PACIFIC PALISADES, CA ZIP+4 ► 90272

15 Section 4947(a)(1) nonexempt charitable trusts filing Form 990-PF in lieu of Form 1041 - Check here ►   
 and enter the amount of tax-exempt interest received or accrued during the year ► | 15 | N/A

**Part VII-B Statements Regarding Activities for Which Form 4720 May Be Required**

File Form 4720 if any item is checked in the "Yes" column, unless an exception applies.

		Yes	No
1a During the year did the foundation (either directly or indirectly):			
(1) Engage in the sale or exchange, or leasing of property with a disqualified person? <span style="float:right;"><input type="checkbox"/> Yes <input checked="" type="checkbox"/> No</span>			
(2) Borrow money from, lend money to, or otherwise extend credit to (or accept it from) a disqualified person? <span style="float:right;"><input type="checkbox"/> Yes <input checked="" type="checkbox"/> No</span>			
(3) Furnish goods, services, or facilities to (or accept them from) a disqualified person? <span style="float:right;"><input type="checkbox"/> Yes <input checked="" type="checkbox"/> No</span>			
(4) Pay compensation to, or pay or reimburse the expenses of, a disqualified person? <span style="float:right;"><input type="checkbox"/> Yes <input checked="" type="checkbox"/> No</span>			
(5) Transfer any income or assets to a disqualified person (or make any of either available for the benefit or use of a disqualified person)? <span style="float:right;"><input type="checkbox"/> Yes <input checked="" type="checkbox"/> No</span>			
(6) Agree to pay money or property to a government official? (Exception Check "No" if the foundation agreed to make a grant to or to employ the official for a period after termination of government service, if terminating within 90 days.) <span style="float:right;"><input type="checkbox"/> Yes <input checked="" type="checkbox"/> No</span>			
b If any answer is "Yes" to 1a(1)-(6), did any of the acts fail to qualify under the exceptions described in Regulations section 53.4941(d)-3 or in a current notice regarding disaster assistance (see page 20 of the instructions)? Organizations relying on a current notice regarding disaster assistance check here <span style="float:right;">N/A ► <input type="checkbox"/></span>	1b		
c Did the foundation engage in a prior year in any of the acts described in 1a, other than excepted acts, that were not corrected before the first day of the tax year beginning in 2009?	1c		X
2 Taxes on failure to distribute income (section 4942) (does not apply for years the foundation was a private operating foundation defined in section 4942(j)(3) or 4942(j)(5)):			
a At the end of tax year 2009, did the foundation have any undistributed income (lines 6d and 6e, Part XIII) for tax year(s) beginning before 2009? <span style="float:right;"><input type="checkbox"/> Yes <input checked="" type="checkbox"/> No</span> If "Yes," list the years ► _____, _____, _____			
b Are there any years listed in 2a for which the foundation is not applying the provisions of section 4942(a)(2) (relating to incorrect valuation of assets) to the year's undistributed income? (If applying section 4942(a)(2) to all years listed, answer "No" and attach statement - see instructions.) <span style="float:right;">N/A</span>	2b		
c If the provisions of section 4942(a)(2) are being applied to any of the years listed in 2a, list the years here. ► _____, _____, _____			
3a Did the foundation hold more than a 2% direct or indirect interest in any business enterprise at any time during the year? <span style="float:right;"><input type="checkbox"/> Yes <input checked="" type="checkbox"/> No</span>			
b If "Yes," did it have excess business holdings in 2009 as a result of (1) any purchase by the foundation or disqualified persons after May 26, 1969; (2) the lapse of the 5-year period (or longer period approved by the Commissioner under section 4943(c)(7)) to dispose of holdings acquired by gift or bequest; or (3) the lapse of the 10-, 15-, or 20-year first phase holding period? (Use Schedule C, Form 4720, to determine if the foundation had excess business holdings in 2009) <span style="float:right;">N/A</span>	3b		
4a Did the foundation invest during the year any amount in a manner that would jeopardize its charitable purposes?	4a		X
b Did the foundation make any investment in a prior year (but after December 31, 1969) that could jeopardize its charitable purpose that had not been removed from jeopardy before the first day of the tax year beginning in 2009?	4b		X

**Part VII-B Statements Regarding Activities for Which Form 4720 May Be Required** (continued)

5a During the year did the foundation pay or incur any amount to:

(1) Carry on propaganda, or otherwise attempt to influence legislation (section 4945(e))?  Yes  No

(2) Influence the outcome of any specific public election (see section 4955); or to carry on, directly or indirectly, any voter registration drive?  Yes  No

(3) Provide a grant to an individual for travel, study, or other similar purposes?  Yes  No

(4) Provide a grant to an organization other than a charitable, etc., organization described in section 509(a)(1), (2), or (3), or section 4940(d)(2)?  Yes  No

(5) Provide for any purpose other than religious, charitable, scientific, literary, or educational purposes, or for the prevention of cruelty to children or animals?  Yes  No

b If any answer is "Yes" to 5a(1)-(5), did any of the transactions fail to qualify under the exceptions described in Regulations section 53.4945 or in a current notice regarding disaster assistance (see instructions)?  Yes  No  
 Organizations relying on a current notice regarding disaster assistance check here  N/A

c If the answer is "Yes" to question 5a(4), does the foundation claim exemption from the tax because it maintained expenditure responsibility for the grant?  Yes  No  
 If "Yes," attach the statement required by Regulations section 53.4945-5(d) N/A

6a Did the foundation, during the year, receive any funds, directly or indirectly, to pay premiums on a personal benefit contract?  Yes  No

b Did the foundation, during the year, pay premiums, directly or indirectly, on a personal benefit contract?  Yes  No  
 If "Yes" to 6b, file Form 8870

7a At any time during the tax year, was the foundation a party to a prohibited tax shelter transaction?  Yes  No

b If yes, did the foundation receive any proceeds or have any net income attributable to the transaction?  Yes  No

**Part VIII Information About Officers, Directors, Trustees, Foundation Managers, Highly Paid Employees, and Contractors**

**1 List all officers, directors, trustees, foundation managers and their compensation.**

(a) Name and address	(b) Title, and average hours per week devoted to position	(c) Compensation (If not paid, enter -0-)	(d) Contributions to employee benefit plans and deferred compensation	(e) Expense account, other allowances
BRUCE G. WILLISON 1666 SAN ONOFRE DRIVE PACIFIC PALISADES, CA 90272	TRUSTEE 0.00	0.	0.	0.
GRETCHEN A WILLISON 1666 SAN ONOFRE DRIVE PACIFIC PALISADES, CA 90272	TRUSTEE 0.00	0.	0.	0.

**2 Compensation of five highest-paid employees (other than those included on line 1). If none, enter "NONE."**

(a) Name and address of each employee paid more than \$50,000	(b) Title, and average hours per week devoted to position	(c) Compensation	(d) Contributions to employee benefit plans and deferred compensation	(e) Expense account, other allowances
NONE				

Total number of other employees paid over \$50,000 0

**Part VIII** Information About Officers, Directors, Trustees, Foundation Managers, Highly Paid Employees, and Contractors *(continued)*

**3** Five highest-paid independent contractors for professional services. If none, enter "NONE."

(a) Name and address of each person paid more than \$50,000	(b) Type of service	(c) Compensation
NONE		

Total number of others receiving over \$50,000 for professional services ▶ 0

**Part IX-A** Summary of Direct Charitable Activities

List the foundation's four largest direct charitable activities during the tax year. Include relevant statistical information such as the number of organizations and other beneficiaries served, conferences convened, research papers produced, etc.	Expenses
1 N/A	
2	
3	
4	

**Part IX-B** Summary of Program-Related Investments

Describe the two largest program-related investments made by the foundation during the tax year on lines 1 and 2.	Amount
1 N/A	
2	
All other program-related investments. See instructions.	
3	
<b>Total.</b> Add lines 1 through 3 <span style="float: right;">▶</span>	0.

**Part X Minimum Investment Return** (All domestic foundations must complete this part. Foreign foundations, see instructions.)

1 Fair market value of assets not used (or held for use) directly in carrying out charitable, etc., purposes:			
a	Average monthly fair market value of securities	1a	98,091.
b	Average of monthly cash balances	1b	6,350.
c	Fair market value of all other assets	1c	
d	<b>Total</b> (add lines 1a, b, and c)	1d	104,441.
e	Reduction claimed for blockage or other factors reported on lines 1a and 1c (attach detailed explanation)	1e	0.
2	Acquisition indebtedness applicable to line 1 assets	2	0.
3	Subtract line 2 from line 1d	3	104,441.
4	Cash deemed held for charitable activities. Enter 1 1/2% of line 3 (for greater amount, see instructions)	4	1,567.
5	<b>Net value of noncharitable-use assets</b> . Subtract line 4 from line 3. Enter here and on Part V, line 4	5	102,874.
6	<b>Minimum investment return</b> . Enter 5% of line 5	6	5,144.

**Part XI Distributable Amount** (see instructions) (Section 4942(j)(3) and (j)(5) private operating foundations and certain foreign organizations check here  and do not complete this part.)

1	Minimum investment return from Part X, line 6	1	5,144.
2a	Tax on investment income for 2009 from Part VI, line 5	2a	37.
b	Income tax for 2009 (This does not include the tax from Part VI)	2b	
c	Add lines 2a and 2b	2c	37.
3	Distributable amount before adjustments. Subtract line 2c from line 1	3	5,107.
4	Recoveries of amounts treated as qualifying distributions	4	0.
5	Add lines 3 and 4	5	5,107.
6	Deduction from distributable amount (see instructions)	6	0.
7	<b>Distributable amount</b> as adjusted. Subtract line 6 from line 5. Enter here and on Part XIII, line 1	7	5,107.

**Part XII Qualifying Distributions** (see instructions)

1 Amounts paid (including administrative expenses) to accomplish charitable, etc., purposes:			
a	Expenses, contributions, gifts, etc. - total from Part I, column (d), line 26	1a	119,655.
b	Program-related investments - total from Part IX-B	1b	0.
2	Amounts paid to acquire assets used (or held for use) directly in carrying out charitable, etc., purposes	2	
3 Amounts set aside for specific charitable projects that satisfy the:			
a	Suitability test (prior IRS approval required)	3a	
b	Cash distribution test (attach the required schedule)	3b	
4	<b>Qualifying distributions</b> . Add lines 1a through 3b. Enter here and on Part V, line 8, and Part XIII, line 4	4	119,655.
5	Foundations that qualify under section 4940(e) for the reduced rate of tax on net investment income. Enter 1% of Part I, line 27b	5	37.
6	<b>Adjusted qualifying distributions</b> . Subtract line 5 from line 4	6	119,618.

**Note.** The amount on line 6 will be used in Part V, column (b), in subsequent years when calculating whether the foundation qualifies for the section 4940(e) reduction of tax in those years.

**Part XIII** Undistributed Income (see instructions)

	(a) Corpus	(b) Years prior to 2008	(c) 2008	(d) 2009
1 Distributable amount for 2009 from Part XI, line 7				5,107.
2 Undistributed income, if any, as of the end of 2009				
a Enter amount for 2008 only			0.	
b Total for prior years:		0.		
3 Excess distributions carryover, if any, to 2009:				
a From 2004	95,476.			
b From 2005	136,071.			
c From 2006	103,563.			
d From 2007	89,926.			
e From 2008	128,275.			
f Total of lines 3a through e	553,311.			
4 Qualifying distributions for 2009 from Part XII, line 4: ▶ \$ 119,655.				
a Applied to 2008, but not more than line 2a			0.	
b Applied to undistributed income of prior years (Election required - see instructions)		0.		
c Treated as distributions out of corpus (Election required - see instructions)	0.			
d Applied to 2009 distributable amount				5,107.
e Remaining amount distributed out of corpus	114,548.			
5 Excess distributions carryover applied to 2009 (If an amount appears in column (d), the same amount must be shown in column (a))	0.			0.
6 Enter the net total of each column as indicated below:				
a Corpus Add lines 3f, 4c, and 4e Subtract line 5	667,859.			
b Prior years' undistributed income. Subtract line 4b from line 2b		0.		
c Enter the amount of prior years' undistributed income for which a notice of deficiency has been issued, or on which the section 4942(a) tax has been previously assessed		0.		
d Subtract line 6c from line 6b. Taxable amount - see instructions		0.		
e Undistributed income for 2008. Subtract line 4a from line 2a. Taxable amount - see instr.			0.	
f Undistributed income for 2009. Subtract lines 4d and 5 from line 1. This amount must be distributed in 2010				0.
7 Amounts treated as distributions out of corpus to satisfy requirements imposed by section 170(b)(1)(F) or 4942(g)(3)	0.			
8 Excess distributions carryover from 2004 not applied on line 5 or line 7	95,476.			
9 Excess distributions carryover to 2010. Subtract lines 7 and 8 from line 6a	572,383.			
10 Analysis of line 9:				
a Excess from 2005	136,071.			
b Excess from 2006	103,563.			
c Excess from 2007	89,926.			
d Excess from 2008	128,275.			
e Excess from 2009	114,548.			

**Part XIV Private Operating Foundations** (see instructions and Part VII-A, question 9) N/A

- 1 a If the foundation has received a ruling or determination letter that it is a private operating foundation, and the ruling is effective for 2009, enter the date of the ruling ▶
- b Check box to indicate whether the foundation is a private operating foundation described in section  4942(j)(3) or  4942(j)(5)

	Tax year				(e) Total
	(a) 2009	(b) 2008	(c) 2007	(d) 2006	
2 a Enter the lesser of the adjusted net income from Part I or the minimum investment return from Part X for each year listed					
b 85% of line 2a					
c Qualifying distributions from Part XII, line 4 for each year listed					
d Amounts included in line 2c not used directly for active conduct of exempt activities					
e Qualifying distributions made directly for active conduct of exempt activities.					
Subtract line 2d from line 2c					
3 Complete 3a, b, or c for the alternative test relied upon:					
a "Assets" alternative test - enter:					
(1) Value of all assets					
(2) Value of assets qualifying under section 4942(j)(3)(B)(i)					
b "Endowment" alternative test - enter 2/3 of minimum investment return shown in Part X, line 6 for each year listed					
c "Support" alternative test - enter:					
(1) Total support other than gross investment income (interest, dividends, rents, payments on securities loans (section 512(a)(5)), or royalties)					
(2) Support from general public and 5 or more exempt organizations as provided in section 4942(j)(3)(B)(iii)					
(3) Largest amount of support from an exempt organization					
(4) Gross investment income					

**Part XV Supplementary Information** (Complete this part only if the foundation had \$5,000 or more in assets at any time during the year-see the instructions.)

**1 Information Regarding Foundation Managers:**

- a List any managers of the foundation who have contributed more than 2% of the total contributions received by the foundation before the close of any tax year (but only if they have contributed more than \$5,000). (See section 507(d)(2).)

NONE

- b List any managers of the foundation who own 10% or more of the stock of a corporation (or an equally large portion of the ownership of a partnership or other entity) of which the foundation has a 10% or greater interest.

NONE

**2 Information Regarding Contribution, Grant, Gift, Loan, Scholarship, etc., Programs:**

Check here  if the foundation only makes contributions to preselected charitable organizations and does not accept unsolicited requests for funds. If the foundation makes gifts, grants, etc. (see instructions) to individuals or organizations under other conditions, complete items 2a, b, c, and d.

- a The name, address, and telephone number of the person to whom applications should be addressed:

- b The form in which applications should be submitted and information and materials they should include:

- c Any submission deadlines:

- d Any restrictions or limitations on awards, such as by geographical areas, charitable fields, kinds of institutions, or other factors:

**Part XV** Supplementary Information (continued)

**3 Grants and Contributions Paid During the Year or Approved for Future Payment**

Recipient Name and address (home or business)	If recipient is an individual, show any relationship to any foundation manager or substantial contributor	Foundation status of recipient	Purpose of grant or contribution	Amount
a <i>Paid during the year</i> SEE ATTACHED	N/A	PUBLIC	GENERAL	119,655.
<b>Total</b>				▶ 3a <b>119,655.</b>
b <i>Approved for future payment</i>  NONE				
<b>Total</b>				▶ 3b <b>0.</b>



Part XVII Information Regarding Transfers To and Transactions and Relationships With Noncharitable Exempt Organizations

Table with 3 columns: Question, Yes, No. Rows include: 1 Did the organization directly or indirectly engage in any of the following...; a Transfers from the reporting foundation to a noncharitable exempt organization of: (1) Cash, (2) Other assets; b Other transactions: (1) Sales of assets to a noncharitable exempt organization, (2) Purchases of assets from a noncharitable exempt organization, (3) Rental of facilities, equipment, or other assets, (4) Reimbursement arrangements, (5) Loans or loan guarantees, (6) Performance of services or membership or fundraising solicitations; c Sharing of facilities, equipment, mailing lists, other assets, or paid employees; d If the answer to any of the above is "Yes," complete the following schedule.

Table with 4 columns: (a) Line no, (b) Amount involved, (c) Name of noncharitable exempt organization, (d) Description of transfers, transactions, and sharing arrangements. Row 1: N/A.

2a Is the foundation directly or indirectly affiliated with, or related to, one or more tax-exempt organizations described in section 501(c) of the Code (other than section 501(c)(3)) or in section 527? Yes No [X]

Table with 3 columns: (a) Name of organization, (b) Type of organization, (c) Description of relationship. Row 1: N/A.

Under penalties of perjury, I declare that I have examined this return, including accompanying schedules and statements, and to the best of my knowledge and belief, it is true, correct, and complete. Declaration of preparer (other than taxpayer or fiduciary) is based on all information of which preparer has any knowledge.

Signature and identification section. Includes: Signature of officer or trustee (Gretchen J. Willison), Date (5-16-10), Title (trustee), Preparer's signature (Rosemarie L. Puglisi), Date (5-14-10), Check if self-employed ( ), Preparer's identifying number, Firm's name (GURSEY | SCHNEIDER LLP), address and ZIP code (1888 CENTURY PARK EAST, SUITE 900, LOS ANGELES, CA 90067-1735), Phone no. (310-552-0960).

Willison Family Foundation  
2009 Donation Summary

Date	Check #	Organization	Amount
1/4/09	282	St Monica Church 725 California Avenue Santa Monica, CA 90403	520
1/4/09	283	St Monica Church	750
1/23/09	284	Cooper Community Center 1891 Washington Street Roxbury, MA 02118-3296	2,000
1/23/09	285	Hingham Public Library 66 Leavitt Street Hingham, MA 02043-2997	1,000
2/3/09	286	St Monica Church	260
2/16/09	287	Together in Mission Archdiocese of Los Angeles 3424 Wilshire Blvd Los Angeles, CA 90010	750
2/16/09	288	St Monica HS 1030 Lincoln Boulevard Santa Monica, CA 90403	1,000
2/16/09	289	Oregon Active Foundation 2505 Se 11th Ave Portland, OR 97202	250
3/8/09	290	St Monica Church	325
3/8/09	291	Smash St Monica 725 California Avenue Santa Monica, CA 90403	1,000
3/8/09	292	Sgt Massey Memorial Fund 9770 Culver Blvd. Culver City, CA 90232	100
3/12/09	293	Aviva Family & Children SVC 7120 Franklin Avenue, Los Angeles	500
4/8/09	294	St Monica Church	500
5/3/09	296	St Monica Church	630
5/10/09	297	Fordham Univ School of Law  140 West 62nd Street, New York, NY 10023	500
6/9/09	299	UCLA Foundation 10920 Wilshire Blvd. Suite 1400 Los Angeles, CA 90024	1,700
6/9/09	300	St Monica Church	280
6/14/09	301	Purdue Christian Campus House (PCCH)  1000 W State St West Lafayette, IN 47906	250
7/12/09	302	St Monica Church	260

7/16/09	303	MVAT 4947 Dixie Canyon Ave Sherman Oaks, CA 91423	250
8/16/09	304	St Monica Church	325
8/16/09	306	Valley Family Center 302 South Brand Boulevard San Fernando, CA 91340-3611	1,000
9/9/09	307	St Monica Church	260
9/23/09	308	Willamette Falls Hospital Foundation 1500 Division Street Oregon City, OR 97045	2,500
10/18/09	309	St Monica Church	260
11/1/09	310	St Monica Church	325
11/19/09	311	Brady Center to Prevent Gun Violence 1225 Eye Street, NW, Suite 1100 Washington, DC 20005	300
11/20/09	312	Cathedral of Our Lady of the Angels 555 West Temple Street Los Angeles, CA 90012-2707	3,000
12/4/09	313	St Joseph Center 204 Hampton Drive Venice, California 90291-8633	100
12/9/09	314	St Monica Church	260
6/24/2009	21624-09223	The United Way of Greater Los Angeles 523 West Sixth Street Los Angeles, CA 90014	98,500

**Total Contributions**

**119,655**

**WILLISON FAMILY CHARITABLE FOUNDATION**

**Part IV Capital Gains and Losses for Tax on Investment Income**

(a) List and describe the kind(s) of property sold, e.g., real estate, 2-story brick warehouse; or common stock, 200 shs. MLC Co.	(b) How acquired P - Purchase D - Donation	(c) Date acquired (mo., day, yr.)	(d) Date sold (mo., day, yr.)
1a MERRILL LYNCH #4330	P	VARIOUS	VARIOUS
b MERRILL LYNCH #4330	P	VARIOUS	VARIOUS
c MERRILL LYNCH #4309	P	VARIOUS	VARIOUS
d MERRILL LYNCH #4309	P	VARIOUS	VARIOUS
e MERRILL LYNCH #4435	P	VARIOUS	VARIOUS
f MERRILL LYNCH #4435	P	VARIOUS	VARIOUS
g MERRILL LYNCH #4436	P	VARIOUS	VARIOUS
h MERRILL LYNCH #4436	P	VARIOUS	VARIOUS
i MERRILL LYNCH #4398	P	VARIOUS	VARIOUS
j MERRILL LYNCH #4398	P	VARIOUS	VARIOUS
k MERRILL LYNCH #4399	P	VARIOUS	VARIOUS
l MERRILL LYNCH #4399	P	VARIOUS	VARIOUS
m CAPITAL GAINS DIVIDENDS			
n			
o			

(e) Gross sales price	(f) Depreciation allowed (or allowable)	(g) Cost or other basis plus expense of sale	(h) Gain or (loss) (e) plus (f) minus (g)
a 6,848.		7,309.	<461.>
b 115,216.		158,049.	<42,833.>
c 24,300.		45,000.	<20,700.>
d 34,204.		41,600.	<7,396.>
e 59,530.		63,097.	<3,567.>
f 25,731.		29,766.	<4,035.>
g 30,925.		43,606.	<12,681.>
h 15,419.		19,530.	<4,111.>
i 7,950.		7,891.	59.
j 23,160.		32,723.	<9,563.>
k 210,362.		205,085.	5,277.
l 22,432.		30,589.	<8,157.>
m 100.			100.
n			
o			

Complete only for assets showing gain in column (h) and owned by the foundation on 12/31/69

(i) F.M.V. as of 12/31/69	(j) Adjusted basis as of 12/31/69	(k) Excess of col. (i) over col. (j), if any	(l) Losses (from col. (h)) Gains (excess of col. (h) gain over col. (k), but not less than "-0-")
a			<461.>
b			<42,833.>
c			<20,700.>
d			<7,396.>
e			<3,567.>
f			<4,035.>
g			<12,681.>
h			<4,111.>
i			59.
j			<9,563.>
k			5,277.
l			<8,157.>
m			100.
n			
o			

2 Capital gain net income or (net capital loss) { If gain, also enter in Part I, line 7 If (loss), enter "-0-" in Part I, line 7 }	2	<108,068.>
3 Net short-term capital gain or (loss) as defined in sections 1222(5) and (6): If gain, also enter in Part I, line 8, column (c). If (loss), enter "-0-" in Part I, line 8 }	3	N/A



Account No.  
88Q-04309

Taxpayer No.  
95-4608751

Page  
7 of 8

WILLISON FAMILY CHAR FOUNDATN

2009 ANNUAL STATEMENT SUMMARY

Your Tax Reporting Statement information that follows is a personal summary of your account activity and is not reported to the IRS.

The Capital Gain and Loss Transaction section is provided to facilitate your review and may not include return of capital, sales load deferral, or wash sales adjustments. RICs (which may include mutual funds and unit investment trusts) may reclassify principal distributions as capital gains. The cost basis for these securities may not have been adjusted on your statement to reflect such reclassifications. Please refer to information provided by the RIC and discuss with your tax advisor. Securities distributed from a retirement account reflect the tax basis on the date of distribution. Other methods for calculating gain (loss) are available. The cost basis for most Original Issue Discount ("OID") obligations includes the accretion of OID. For purposes of allocating original purchase price to the components of an equity unit consisting of a purchase contract and a debt security subject to a remarketing event, we assumed the fair market value of the debt security on purchase date was equal to its adjusted issue price. The difference between your original cost and the amount allocable to the debt component was allocated to the purchase contract. In making adjustments to the cost basis of the purchase contract, it was assumed that the unit holder included contract adjustment payments in income received. In calculating gain (loss), unless otherwise noted, it was assumed that the oldest position was liquidated first, and that an election was in effect to amortize premium paid on the purchase of taxable bonds.

Dividend and Interest details are repeated in the following pages for your convenience. Additionally, we have included items such as margin interest and select account fees if applicable. Please discuss the deductibility of these items with your tax advisor. For select clients, we have also included a summary of Visa charges and checking activity.

Merrill Lynch is neither a tax return preparer or tax advisor. Please see your tax advisor for more information.

2009 CAPITAL GAIN AND LOSS TRANSACTIONS

Security Description	Quantity	Date Acquired	Date Liquidated	Amortization/Accretion	Year-to-Date	Life-to-Date	Sales Price	Cost Basis	Gain or (Loss)
<b>SHORT TERM CAPITAL LOSSES</b>									
SEK ARN SPX	4500.0000	06/25/08	03/02/09				24,299.86	45,000.00	(20,700.14)
<b>NET SHORT TERM CAPITAL GAIN (LOSS)</b>									
<b>LONG TERM CAPITAL LOSSES</b>									
SEK ARN SPX	4160.0000	07/30/08	10/02/09				34,203.69	41,600.00	(7,396.31)
<b>NET LONG TERM CAPITAL GAIN (LOSS)</b>									
<b>TOTAL CAPITAL GAINS AND LOSSES</b>									
<b>TOTAL REPORTABLE GROSS PROCEEDS</b>							58,503.55	86,600.00	(28,096.45)
<b>DIFFERENCE</b>							58,503.55		0.00*



Account No.  
88Q-04330

Taxpayer No.  
95-4608751

Page  
8 of 21

WILLISON FAMILY CHAR FOUNDATN

2009 ANNUAL STATEMENT SUMMARY

Your Tax Reporting Statement information that follows is a personal summary of your account activity and is not reported to the IRS.

The Capital Gain and Loss Transaction section is provided to facilitate your review and may not include return of capital, sales load deferral, or wash sales adjustments. RICs (which may include mutual funds and unit investment trusts) may reclassify principal distributions as capital gains. The cost basis for these securities may not have been adjusted on your statement to reflect such reclassifications. Please refer to information provided by the RIC and discuss with your tax advisor. Securities distributed from a retirement account reflect the tax basis on the date of distribution. Other methods for calculating gain (loss) are available. The cost basis for most Original Issue Discount ("OID") obligations includes the accretion of OID. For purposes of allocating original purchase price to the components of an equity unit consisting of a purchase contract and a debt security subject to a remarketing event, we assumed the fair market value of the debt security on purchase date was equal to its adjusted issue price. The difference between your original cost and the amount allocable to the debt component was allocated to the purchase contract. In making adjustments to the cost basis of the purchase contract, it was assumed that the unit holder included contract adjustment payments in income received. In calculating gain (loss), unless otherwise noted, it was assumed that the oldest position was liquidated first, and that an election was in effect to amortize premium paid on the purchase of taxable bonds.

Dividend and Interest details are repeated in the following pages for your convenience. Additionally, we have included items such as margin interest and select account fees if applicable. Please discuss the deductibility of these items with your tax advisor. For select clients, we have also included a summary of Visa charges and checking activity.

Merrill Lynch is neither a tax return preparer or tax advisor. Please see your tax advisor for more information.

2009 CAPITAL GAIN AND LOSS TRANSACTIONS

Security Description	Quantity	Date Acquired	Date Liquidated	Year-to-Date	Amortization/Accretion	Life-to-Date	Sales Price	Cost Basis	Gain or (Loss)
		Cover of Short	Short Sale	Short Sale	Year-to-Date	Life-to-Date			
<b>SHORT TERM CAPITAL GAINS</b>									
BLACKROCK BASIC VALUE C	8.0000	12/05/08	06/16/09				140.72	122.48	18.24
BLACKROCK HIGH INC FD C1	26.0000	10/31/08	06/16/09				95.16	88.14	7.02
	1.0000	11/03/08	06/16/09				3.66	3.40	0.26
	28.0000	11/28/08	06/16/09				102.48	84.84	17.64
	1.0000	12/01/08	06/16/09				3.66	3.01	0.65
	28.0000	12/31/08	06/16/09				102.48	85.68	16.80
	1.0000	01/02/09	06/16/09				3.66	3.05	0.61
	25.0000	01/30/09	06/16/09				91.50	78.50	13.00
	23.0000	02/27/09	06/16/09				84.18	69.69	14.49
	23.0000	03/31/09	06/16/09				84.18	70.61	13.57
	1.0000	04/01/09	06/16/09				3.66	3.08	0.58
	17.0000	04/30/09	06/16/09				62.22	56.61	5.61
	1.0000	05/01/09	06/16/09				3.66	3.34	0.32
	17.0000	05/29/09	06/16/09				62.24	60.35	1.89
<b>Security Subtotal</b>							<b>702.74</b>	<b>610.30</b>	<b>92.44</b>
BLACKROCK TOTL RETURN C1	3.0000	11/28/08	06/16/09				29.82	27.84	1.98
	3.0000	10/31/08	06/16/09				29.82	28.98	0.84
	1.0000	11/03/08	06/16/09				9.94	9.70	0.24
	1.0000	12/01/08	06/16/09				9.94	9.20	0.74



Account No.  
88Q-04330

Taxpayer No.  
95-4608751

Page  
9 of 21

WILLISON FAMILY CHAR FOUNDATN

2009 ANNUAL STATEMENT SUMMARY

2009 CAPITAL GAIN AND LOSS TRANSACTIONS

Security Description	Quantity	Date Acquired Cover of Short	Date Liquidated Short Sale	Year-to-Date Amortization/Accretion Life-to-Date	Sales Price	Cost Basis	Gain or (Loss)
BLACKROCK TOTL RETURN C1	2.0000	12/24/08	06/16/09		19.88	19.12	0.76
	1.0000	12/26/08	06/16/09		9.94	9.59	0.35
	3.0000	12/31/08	06/16/09		29.82	28.89	0.93
	3.0000	01/30/09	06/16/09		29.82	28.74	1.08
	1.0000	02/02/09	06/16/09		9.94	9.60	0.34
	3.0000	02/27/09	06/16/09		29.82	27.96	1.86
	3.0000	03/31/09	06/16/09		29.82	28.44	1.38
	1.0000	04/01/09	06/16/09		9.94	9.48	0.46
	3.0000	04/30/09	06/16/09		29.82	28.86	0.96
	3.0000	05/29/09	06/16/09		29.82	29.79	0.03
	1.0000	06/01/09	06/16/09		9.96	9.86	0.10
		<b>Security Subtotal</b>			<b>318.10</b>	<b>306.05</b>	<b>12.05</b>
BLACKROCK GLOBAL ALLOC C	28.0000	12/16/08	06/16/09		414.14	377.44	36.70
		<b>Short Term Capital Gains Subtotal</b>			<b>1,575.70</b>	<b>1,416.27</b>	<b>159.43</b>
<b>SHORT TERM CAPITAL LOSSES</b>							
BLACKROCK LG CAP CORE C	108.0000	06/02/09	06/16/09		815.40	860.75	(45.35)
	1.0000	06/03/09	06/16/09		7.57	7.83	(0.26)
		<b>Security Subtotal</b>			<b>822.97</b>	<b>868.58</b>	<b>(45.61)</b>
BLACKROCK INTERNAT VAL C	4.0000	09/19/08	06/16/09		65.80	79.48	(13.68)
	4.0000	09/19/08	06/16/09		65.80	79.48	(13.68)
	1.0000	09/22/08	06/16/09		16.45	20.80	(4.35)
	1.0000	09/22/08	06/16/09		16.45	20.80	(4.35)
	45.0000	06/02/09	06/16/09		740.31	787.49	(47.18)
	1.0000	06/03/09	06/16/09		16.47	16.97	(0.50)
		<b>Security Subtotal</b>			<b>921.28</b>	<b>1,005.02</b>	<b>(83.74)</b>



WILLISON FAMILY CHAR FOUNDATN

2009 ANNUAL STATEMENT SUMMARY

Account No.  
88Q-04330

Taxpayer No.  
95-4608751

Page  
10 of 21

2009 CAPITAL GAIN AND LOSS TRANSACTIONS

Security Description	Quantity	Date Acquired Cover of Short	Date Liquidated Short Sale	Year-to-Date Life-to-Date	Amortization/Accretion Life-to-Date	Sales Price	Cost Basis	Gain or (Loss)
BLACKROCK FUNDMNTL GRW C	18.0000	06/02/09	06/16/09			247.50	257.40	(9.90)
	18.0000	06/02/09	06/16/09			247.50	257.39	(9.89)
	1.0000	06/03/09	06/16/09			13.77	14.11	(0.34)
<b>Security Subtotal</b>						<b>508.77</b>	<b>528.90</b>	<b>(20.13)</b>
BLACKROCK BASIC VALUE C	1.0000	09/19/08	06/16/09			17.59	22.66	(5.07)
	13.0000	09/19/08	06/16/09			228.67	294.58	(65.91)
	2.0000	09/19/08	06/16/09			35.18	45.32	(10.14)
	1.0000	09/22/08	06/16/09			17.59	22.61	(5.02)
	30.0000	06/02/09	06/16/09			527.72	543.30	(15.58)
<b>Security Subtotal</b>						<b>826.75</b>	<b>928.47</b>	<b>(101.72)</b>
BLACKROCK HIGH INC FD C1	15.0000	06/30/08	06/16/09			54.90	69.75	(14.85)
	1.0000	07/01/08	06/16/09			3.66	4.65	(0.99)
	17.0000	07/31/08	06/16/09			62.22	77.18	(14.96)
	17.0000	08/29/08	06/16/09			62.22	76.84	(14.62)
	1.0000	09/02/08	06/16/09			3.66	4.52	(0.86)
	17.0000	09/30/08	06/16/09			62.22	70.38	(8.16)
<b>Security Subtotal</b>						<b>248.88</b>	<b>303.32</b>	<b>(54.44)</b>
BLACKROCK TOTL RETURN C1	2.0000	06/30/08	06/16/09			19.88	22.10	(2.22)
	1.0000	07/01/08	06/16/09			9.94	11.02	(1.08)
	3.0000	07/31/08	06/16/09			29.82	32.37	(2.55)
	3.0000	08/29/08	06/16/09			29.82	32.07	(2.25)
	3.0000	09/30/08	06/16/09			29.82	30.48	(0.66)
<b>Security Subtotal</b>						<b>119.28</b>	<b>128.04</b>	<b>(8.76)</b>
BLACKROCK GLOBAL ALLOC C	2.0000	07/18/08	06/16/09			29.58	35.34	(5.76)
BLACKROCK GLBL SM CAP C	81.0000	09/19/08	06/16/09			1,172.42	1,447.47	(275.05)
	42.0000	06/02/09	06/16/09			607.92	632.51	(24.59)
	1.0000	06/03/09	06/16/09			14.49	14.84	(0.35)
<b>Security Subtotal</b>						<b>1,794.83</b>	<b>2,094.82</b>	<b>(299.99)</b>



Account No.  
88Q-04330

Taxpayer No.  
95-4608751

Page  
11 of 21

WILLISON FAMILY CHAR FOUNDATN

2009 ANNUAL STATEMENT SUMMARY

2009 CAPITAL GAIN AND LOSS TRANSACTIONS

Security Description	Quantity	Date Acquired Cover of Short	Date Liquidated Short Sale	Year-to-Date Life-to-Date	Amortization/Accretion Life-to-Date	Sales Price	Cost Basis	Gain or (Loss)
<b>Short Term Capital Losses Subtotal</b>								
						5,272.34	5,892.49	(620.15)
<b>NET SHORT TERM CAPITAL GAIN (LOSS)</b>								
<b>LONG TERM CAPITAL LOSSES</b>								
BLACKROCK LG CAP CORE C	328.5700	09/21/05	03/27/09			2,326.28	4,120.26	(1,793.98)
	1352.4530	09/21/05	06/16/09			10,211.01	16,959.79	(6,748.78)
	37.0000	12/16/05	06/16/09			279.35	463.61	(184.26)
	177.0000	12/16/05	06/16/09			1,336.34	2,217.81	(881.47)
	107.0000	08/24/06	06/16/09			807.85	1,341.78	(533.93)
	87.0000	12/12/06	06/16/09			656.85	1,158.84	(501.99)
	32.0000	01/09/07	06/16/09			241.60	424.32	(182.72)
	4.0000	01/09/07	06/16/09			30.20	53.04	(22.84)
	15.0000	09/20/07	06/16/09			113.25	198.60	(85.35)
	323.0000	09/20/07	06/16/09			2,438.65	4,276.52	(1,837.87)
	1.0000	09/21/07	06/16/09			7.55	13.23	(5.68)
	222.0000	05/27/08	06/16/09			1,676.10	2,481.95	(805.85)
	85.0000	05/27/08	06/16/09			641.75	950.29	(308.54)
		<b>Security Subtotal</b>				<b>20,766.78</b>	<b>34,660.04</b>	<b>(13,893.26)</b>
<b>BLACKROCK INTERNAT VAL C</b>								
	45.9110	09/21/05	03/27/09			617.96	1,205.16	(587.20)
	183.3360	09/21/05	06/16/09			3,016.03	4,812.59	(1,796.56)
	15.0000	12/19/05	06/16/09			246.76	394.95	(148.19)
	5.0000	01/03/06	06/16/09			82.25	135.44	(53.19)
	10.0000	09/19/06	06/16/09			164.50	278.70	(114.20)
	17.0000	09/19/06	06/16/09			279.66	473.79	(194.13)
	22.0000	09/19/06	06/16/09			361.91	613.14	(251.23)
	5.0000	12/14/06	06/16/09			82.25	148.85	(66.60)
	3.0000	12/14/06	06/16/09			49.35	89.31	(39.96)
	1.0000	12/15/06	06/16/09			16.45	29.95	(13.50)
	1.0000	12/15/06	06/16/09			16.45	29.95	(13.50)
	8.0000	09/19/07	06/16/09			131.60	231.92	(100.32)



WILLISON FAMILY CHAR FOUNDATN

2009 ANNUAL STATEMENT SUMMARY

Account No.  
88Q-04330

Taxpayer No.  
95-4608751

Page  
12 of 21

2009 CAPITAL GAIN AND LOSS TRANSACTIONS

Security Description	Quantity	Date Acquired Cover of Short	Date Liquidated Short Sale	Year-to-Date	Amortization/Accretion Life-to-Date	Sales Price	Cost Basis	Gain or (Loss)
BLACKROCK INTERNAT VAL C	51.0000	09/19/07	06/16/09			839.00	1,478.49	(639.49)
	9.0000	09/19/07	06/16/09			148.06	260.91	(112.85)
	1.0000	09/20/07	06/16/09			16.45	29.47	(13.02)
<b>Security Subtotal</b>						<b>6,068.68</b>	<b>10,212.62</b>	<b>(4,143.94)</b>
BLACKROCK FUNDMNTL GRW C	114.4230	09/21/05	03/27/09			1,447.45	1,865.09	(417.64)
	676.4440	09/21/05	06/16/09			9,301.09	11,026.06	(1,724.97)
	1.0000	10/17/05	06/16/09			13.75	15.88	(2.13)
	117.0000	01/09/07	06/16/09			1,608.75	2,079.09	(470.34)
	51.0000	01/09/07	06/16/09			701.25	906.27	(205.02)
	4.0000	01/09/07	06/16/09			55.00	71.07	(16.07)
	1.0000	01/10/07	06/16/09			13.75	17.83	(4.08)
<b>Security Subtotal</b>						<b>13,141.04</b>	<b>15,981.29</b>	<b>(2,840.25)</b>
BLACKROCK BASIC VALUE C	77.4040	09/21/05	03/27/09			1,195.12	2,226.91	(1,031.79)
	19.0000	12/06/06	06/16/09			334.21	592.23	(258.02)
	281.6340	09/21/05	06/16/09			4,953.93	8,102.63	(3,148.70)
	2.0000	12/09/05	06/16/09			35.18	59.60	(24.42)
	6.0000	12/09/05	06/16/09			105.53	178.80	(73.27)
	4.0000	09/19/06	06/16/09			70.36	118.08	(47.72)
	16.0000	09/19/06	06/16/09			281.44	472.32	(190.88)
	78.0000	09/19/06	06/16/09			1,372.02	2,302.56	(930.54)
	3.0000	12/06/06	06/16/09			52.77	93.51	(40.74)
	3.0000	12/06/06	06/16/09			52.77	93.51	(40.74)
	2.0000	12/07/06	06/16/09			35.18	62.06	(26.88)
	8.0000	06/14/07	06/16/09			140.72	256.48	(115.76)
	47.0000	06/14/07	06/16/09			826.73	1,506.82	(680.09)
	2.0000	06/14/07	06/16/09			35.18	64.12	(28.94)
	1.0000	06/15/07	06/16/09			17.59	32.49	(14.90)
	1.0000	06/15/07	06/16/09			17.59	32.49	(14.90)
	2.0000	09/19/07	06/16/09			35.18	63.00	(27.82)
	3.0000	09/19/07	06/16/09			52.77	94.50	(41.73)
	1.0000	09/20/07	06/16/09			17.59	31.41	(13.82)
	59.0000	05/27/08	06/16/09			1,037.81	1,575.30	(537.49)
	4.0000	05/27/08	06/16/09			70.36	106.80	(36.44)



WILLISON FAMILY CHAR FOUNDATN

2009 ANNUAL STATEMENT SUMMARY

2009 CAPITAL GAIN AND LOSS TRANSACTIONS

Security Description	Quantity	Date Acquired Cover of Short	Date Liquidated Short Sale	Year-to-Date	Amortization/Accretion Life-to-Date	Sales Price	Cost Basis	Gain or (Loss)
BLACKROCK BASIC VALUE C	4.0000	05/27/08	06/16/09			70.36	106.80	(36.44)
	2.0000	05/27/08	06/16/09			35.18	53.39	(18.21)
	1.0000	05/28/08	06/16/09			17.59	26.84	(9.25)
	1.0000	05/28/08	06/16/09			17.59	26.84	(9.25)
<b>Security Subtotal</b>						<b>10,880.75</b>	<b>18,279.49</b>	<b>(7,398.74)</b>
BLACKROCK HIGH INC FD C1	312.0090	09/21/05	03/27/09			960.99	1,575.64	(614.65)
	179.9210	09/21/05	06/02/09			645.92	908.60	(262.68)
	73.2630	09/21/05	06/02/09			263.01	369.97	(106.96)
	1208.3740	09/21/05	06/16/09			4,422.64	6,102.31	(1,679.67)
	21.0000	10/25/05	06/16/09			76.85	104.37	(27.52)
	22.0000	11/23/05	06/16/09			80.52	109.78	(29.26)
	25.0000	12/30/05	06/16/09			91.50	125.25	(33.75)
	90.0000	01/03/06	06/16/09			329.40	451.80	(122.40)
	13.0000	01/20/06	06/16/09			47.58	65.65	(18.07)
	19.0000	02/17/06	06/16/09			69.54	96.90	(27.36)
	20.0000	03/23/06	06/16/09			73.20	102.40	(29.20)
	21.0000	04/21/06	06/16/09			76.86	108.57	(31.71)
	20.0000	05/23/06	06/16/09			73.20	102.80	(29.60)
	22.0000	06/22/06	06/16/09			80.52	110.66	(30.14)
	24.0000	07/21/06	06/16/09			87.84	121.20	(33.36)
	21.0000	08/22/06	06/16/09			76.86	106.68	(29.82)
	21.0000	09/21/06	06/16/09			76.86	107.10	(30.24)
	27.0000	10/31/06	06/16/09			98.82	139.32	(40.50)
	1.0000	11/01/06	06/16/09			3.66	5.15	(1.49)
	20.0000	11/30/06	06/16/09			73.20	103.60	(30.40)
	1.0000	12/01/06	06/16/09			3.66	5.19	(1.53)
	21.0000	12/29/06	06/16/09			76.86	110.04	(33.18)
	1.0000	01/03/07	06/16/09			3.66	5.25	(1.59)
	23.0000	01/31/07	06/16/09			84.18	121.44	(37.26)
	20.0000	02/28/07	06/16/09			73.20	106.80	(33.60)
	21.0000	03/30/07	06/16/09			76.86	111.93	(35.07)
	1.0000	04/02/07	06/16/09			3.66	5.33	(1.67)
	21.0000	04/30/07	06/16/09			76.86	112.77	(35.91)
	1.0000	05/01/07	06/16/09			3.66	5.36	(1.70)



WILLISON FAMILY CHAR FOUNDATN

2009 ANNUAL STATEMENT SUMMARY

Account No.  
88Q-04330

Taxpayer No.  
95-4608751

Page  
14 of 21

2009 CAPITAL GAIN AND LOSS TRANSACTIONS

Security Description	Quantity	Date Acquired Cover of Short	Date Liquidated Short Sale	Year-to-Date	Amortization/Accretion Life-to-Date	Sales Price	Cost Basis	Gain or (Loss)
BLACKROCK HIGH INC FD C1	21,0000	05/31/07	06/16/09			76.86	112.77	(35.91)
	1,0000	06/01/07	06/16/09			3.66	5.38	(1.72)
	21,0000	06/29/07	06/16/09			76.86	110.25	(33.39)
	1,0000	07/02/07	06/16/09			3.66	5.25	(1.59)
	23,0000	07/31/07	06/16/09			84.18	115.69	(31.51)
	1,0000	08/01/07	06/16/09			3.66	4.99	(1.33)
	24,0000	08/31/07	06/16/09			87.84	120.72	(32.88)
	24,0000	09/28/07	06/16/09			87.84	123.12	(35.28)
	1,0000	10/01/07	06/16/09			3.66	5.13	(1.47)
	20,0000	10/31/07	06/16/09			73.20	102.60	(29.40)
	22,0000	05/30/08	06/16/09			80.52	104.94	(24.42)
	1,0000	06/02/08	06/16/09			3.66	4.77	(1.11)
		<b>Security Subtotal</b>				<b>8,697.17</b>	<b>12,317.47</b>	<b>(3,620.30)</b>
BLACKROCK TOTL RETURN C1	98,2280	09/21/05	03/27/09			926.29	1,154.17	(227.88)
	87,4210	09/21/05	06/02/09			865.47	1,027.19	(161.72)
	55,1420	09/21/05	06/02/09			545.91	647.91	(102.00)
	398,5260	09/21/05	06/16/09			3,961.34	4,682.69	(721.35)
	3,0000	10/25/05	06/16/09			29.82	34.77	(4.95)
	3,0000	11/23/05	06/16/09			29.82	34.71	(4.89)
	9,0000	12/30/05	06/16/09			89.45	104.13	(14.68)
	47,0000	01/03/06	06/16/09			467.18	544.25	(77.07)
	2,0000	01/20/06	06/16/09			19.88	23.22	(3.34)
	4,0000	02/17/06	06/16/09			39.76	46.16	(6.40)
	4,0000	03/23/06	06/16/09			39.76	45.76	(6.00)
	4,0000	04/21/06	06/16/09			39.76	45.28	(5.52)
	4,0000	05/23/06	06/16/09			39.76	45.12	(5.36)
	4,0000	06/22/06	06/16/09			39.76	44.76	(5.00)
	4,0000	07/21/06	06/16/09			39.76	45.12	(5.36)
	4,0000	08/22/06	06/16/09			39.76	45.68	(5.92)
	4,0000	09/21/06	06/16/09			39.76	46.00	(6.24)
	5,0000	10/31/06	06/16/09			49.70	57.65	(7.95)
	4,0000	11/30/06	06/16/09			39.76	46.40	(6.64)
	1,0000	12/01/06	06/16/09			9.94	11.62	(1.68)
	4,0000	12/29/06	06/16/09			39.76	46.04	(6.28)



WILLISON FAMILY CHAR FOUNDATN

2009 ANNUAL STATEMENT SUMMARY

Account No.  
88Q-04330

Taxpayer No.  
95-4608751

Page  
15 of 21

2009 CAPITAL GAIN AND LOSS TRANSACTIONS

Security Description	Quantity	Date Acquired Cover of Short	Date Liquidated Short Sale	Year-to-Date Amortization/Accretion Life-to-Date	Sales Price	Cost Basis	Gain or (Loss)
BLACKROCK TOTL RETURN C1	4.0000	01/31/07	06/16/09		39.76	45.80	(6.04)
	3.0000	02/28/07	06/16/09		29.82	34.71	(4.89)
	1.0000	03/01/07	06/16/09		9.94	11.57	(1.63)
	4.0000	03/30/07	06/16/09		39.76	46.08	(6.32)
	4.0000	04/30/07	06/16/09		39.76	46.08	(6.32)
	4.0000	05/31/07	06/16/09		39.76	45.48	(5.72)
	4.0000	06/29/07	06/16/09		39.76	45.00	(5.24)
	1.0000	07/02/07	06/16/09		9.94	11.27	(1.33)
	4.0000	07/31/07	06/16/09		39.76	45.00	(5.24)
	4.0000	08/31/07	06/16/09		39.76	45.16	(5.40)
	1.0000	09/04/07	06/16/09		9.94	11.28	(1.34)
	4.0000	09/28/07	06/16/09		39.76	45.64	(5.88)
	1.0000	10/01/07	06/16/09		9.94	11.41	(1.47)
	3.0000	10/31/07	06/16/09		29.82	34.35	(4.53)
	4.0000	05/30/08	06/16/09		39.76	44.88	(5.12)
		<b>Security Subtotal</b>			<b>7,849.64</b>	<b>9,302.34</b>	<b>(1,452.70)</b>
BLACKROCK GLOBAL ALLOC C	84.2830	09/21/05	03/27/09		1,132.76	1,400.78	(268.02)
	52.9160	09/21/05	06/02/09		804.85	879.46	(74.61)
	17.2390	09/21/05	06/02/09		262.21	286.51	(24.30)
	332.4790	09/21/05	06/16/09		4,917.35	5,525.82	(608.47)
	11.0000	12/19/05	06/16/09		162.68	176.99	(14.31)
	11.0000	12/19/05	06/16/09		162.69	176.99	(14.30)
	58.0000	12/19/05	06/16/09		857.82	933.22	(75.40)
	6.0000	01/03/06	06/16/09		88.74	97.79	(9.05)
	7.0000	07/19/06	06/16/09		103.53	116.55	(13.02)
	1.0000	08/24/06	06/16/09		14.79	16.48	(1.69)
	16.0000	08/24/06	06/16/09		236.64	263.68	(27.04)
	46.0000	08/24/06	06/16/09		680.34	758.08	(77.74)
	5.0000	12/14/06	06/16/09		73.95	85.40	(11.45)
	9.0000	12/14/06	06/16/09		133.11	153.72	(20.61)
	11.0000	12/14/06	06/16/09		162.69	187.88	(25.19)
	2.0000	12/15/06	06/16/09		29.58	34.30	(4.72)
	11.0000	07/20/07	06/16/09		162.69	207.35	(44.66)
		<b>Security Subtotal</b>			<b>9,986.42</b>	<b>11,301.00</b>	<b>(1,314.58)</b>



WILLISON FAMILY CHAR FOUNDATN

2009 ANNUAL STATEMENT SUMMARY

Account No.  
88Q-04330

Taxpayer No.  
95-4608751

Page  
16 of 21

2009 CAPITAL GAIN AND LOSS TRANSACTIONS

Security Description	Quantity	Date Acquired		Date Liquidated	Amortization/Accretion		Sales Price	Cost Basis	Gain or (Loss)
		Cover of Short	Short Sale		Year-to-Date	Life-to-Date			
BLACKROCK GLBL SM CAP C	100.0070	09/21/05	03/27/09				1,237.09	2,411.16	(1,174.07)
	268.4330	09/21/05	06/16/09				3,885.34	6,471.93	(2,586.59)
	91.0000	09/19/07	06/16/09				1,317.15	2,223.13	(905.98)
	3.0000	09/19/07	06/16/09				43.42	73.29	(29.87)
	1.0000	09/20/07	06/16/09				14.47	24.65	(10.18)
	30.0000	12/20/05	06/16/09				434.22	694.50	(260.28)
	39.0000	12/20/05	06/16/09				564.49	902.85	(338.36)
	1.0000	01/03/06	06/16/09				14.47	23.95	(9.48)
	1.0000	01/03/06	06/16/09				14.47	23.96	(9.49)
	17.0000	09/19/06	06/16/09				246.06	370.77	(124.71)
	121.0000	09/19/06	06/16/09				1,751.38	2,639.01	(887.63)
	26.0000	12/14/06	06/16/09				376.33	622.96	(246.63)
	64.0000	09/19/07	06/16/09				926.35	1,563.52	(637.17)
		<b>Security Subtotal</b>					<b>10,825.24</b>	<b>18,045.68</b>	<b>(7,220.44)</b>
PIMCO TOTAL RTN FD CL C	1472.9280	08/13/04	06/15/09				15,303.71	16,010.72	(707.01)
	2.0000	09/01/04	06/15/09				20.78	21.84	(1.06)
	4.0000	10/01/04	06/15/09				41.56	43.68	(2.12)
	2.0000	11/01/04	06/15/09				20.77	22.02	(1.25)
	64.0000	12/14/04	06/15/09				664.96	684.16	(19.20)
	78.0000	12/14/04	06/15/09				810.42	833.82	(23.40)
	7.0000	01/03/05	06/15/09				72.73	74.69	(1.96)
	6.0000	02/01/05	06/15/09				62.34	64.08	(1.74)
	4.0000	03/01/05	06/15/09				41.56	42.48	(0.92)
	7.0000	04/01/05	06/15/09				72.73	74.06	(1.33)
	9.0000	05/02/05	06/15/09				93.51	96.30	(2.79)
	10.0000	06/01/05	06/15/09				103.90	107.90	(4.00)
	10.0000	07/05/05	06/15/09				103.90	108.10	(4.20)
	11.0000	08/02/05	06/15/09				114.29	117.59	(3.30)
	10.0000	09/01/05	06/15/09				103.90	108.00	(4.10)
	228.0000	09/20/05	06/15/09				2,368.94	2,441.88	(72.94)
		<b>Security Subtotal</b>					<b>20,000.00</b>	<b>20,851.32</b>	<b>(851.32)</b>



Account No.  
88Q-04330

Taxpayer No.  
95-4608751

Page  
17 of 21

WILLISON FAMILY CHAR FOUNDATN

2009 ANNUAL STATEMENT SUMMARY

2009 CAPITAL GAIN AND LOSS TRANSACTIONS

Security Description	Quantity	Date Acquired Cover of Short	Date Liquidated Short Sale	Year-to-Date Amortization/Accretion Life-to-Date	Sales Price	Cost Basis	Gain or (Loss)
PIMCO LOW DURATN FD CL C	691.0170	08/13/04	08/28/09		7,000.00	7,096.74	(96.74)
<b>Long Term Capital Losses Subtotal</b>							
					115,215.72	158,047.99	(42,832.27)
<b>NET LONG TERM CAPITAL GAIN (LOSS)</b>							
					122,063.76	165,356.75	(43,292.99)
<b>TOTAL CAPITAL GAINS AND LOSSES</b>							
<b>TOTAL REPORTABLE GROSS PROCEEDS</b>							
<b>DIFFERENCE</b>							
					0.00	0.00	*

Note: Capital gains and losses in this statement are not reported to the IRS.  
 \* Difference reflects items that are included in the reportable gross proceeds section of your statement but are not included in the gain/loss section (e.g., liquidation of fractional shares and the proceeds from certain tender offers). It also reflects items that are included in the gain/loss section of your statement but not in the reportable gross proceeds section (e.g., option premium received).

REALIZED CAPITAL GAIN AND LOSS SUMMARY

SHORT TERM GAINS	SHORT TERM LOSSES	LONG TERM GAINS	LONG TERM LOSSES
159.43	(620.15)	0.00	(42,832.27)
<b>TOTAL</b>			





WILLISON FAMILY CHAR FOUNDATN

2009 ANNUAL STATEMENT SUMMARY

2009 CAPITAL GAIN AND LOSS TRANSACTIONS

Security Description	Quantity	Date Acquired Cover of Short	Date Liquidated Short Sale	Year-to-Date	Amortization/Accretion Life-to-Date	Sales Price	Cost Basis	Gain or (Loss)
BRISTOL-MYERS SQUIBB CO	23.0000	11/17/08	07/20/09			456.00	455.37	0.63
	8.0000	11/17/08	07/21/09			160.30	158.39	1.91
<b>Security Subtotal</b>						<b>616.30</b>	<b>613.76</b>	<b>2.54</b>
CNOOC LTD ADR	7.0000	04/14/09	06/29/09			877.25	788.55	88.70
CELGENE CORP COM	5.0000	05/27/09	07/20/09			233.45	204.77	28.68
	4.0000	05/28/09	07/20/09			186.76	165.53	21.23
	12.0000	05/28/09	09/18/09			634.56	496.60	137.96
<b>Security Subtotal</b>						<b>1,054.77</b>	<b>866.90</b>	<b>187.87</b>
CA INC	44.0000	03/02/09	05/28/09			744.80	741.82	2.98
CUMMINS INC COM	8.0000	04/24/09	09/21/09			356.38	263.01	93.37
DEERE CO	12.0000	03/23/09	05/22/09			514.89	406.24	108.65
EMERSON ELEC CO	13.0000	04/09/09	08/04/09			455.88	415.31	40.57
FREERT-MCMRAN CPR & GLD	9.0000	02/05/09	04/07/09			369.85	255.69	114.16
	8.0000	02/05/09	05/13/09			371.32	227.28	144.04
	13.0000	02/05/09	07/07/09			595.13	369.35	225.78
	4.0000	04/30/09	07/07/09			183.13	170.47	12.66
	11.0000	02/06/09	07/07/09			503.58	330.07	173.51
<b>Security Subtotal</b>						<b>2,023.01</b>	<b>1,352.86</b>	<b>670.15</b>
GENENTECH INC NEW	4.0000	11/13/08	03/13/09			376.00	321.00	55.00
GENERAL MILLS	4.0000	03/27/09	07/20/09			235.24	203.22	32.02
	12.0000	03/30/09	07/20/09			705.75	602.57	103.18
	8.0000	05/13/09	07/20/09			470.50	428.69	41.81
<b>Security Subtotal</b>						<b>1,411.49</b>	<b>1,234.48</b>	<b>177.01</b>
HONEYWELL INTL INC DEL	25.0000	09/11/09	12/14/09			1,031.41	971.54	59.87



WILLISON FAMILY CHAR FOUNDATN

2009 ANNUAL STATEMENT SUMMARY

Account No.  
88Q-04435

Taxpayer No.  
95-4608751

Page  
16 of 39

2009 CAPITAL GAIN AND LOSS TRANSACTIONS

Security Description	Quantity	Date Acquired Cover of Short	Date Liquidated Short Sale	Year-to-Date	Amortization/Accretion Life-to-Date	Sales Price	Cost Basis	Gain or (Loss)
INTEL CORP	28.0000	12/09/08	08/07/09			519.30	402.90	116.40
JUNIPER NETWORKS INC	41.0000	11/20/08	04/06/09			655.44	556.32	99.12
KOHL'S CORP WISC PV 1CT	10.0000	10/22/08	03/13/09			376.61	302.75	73.86
	10.0000	10/30/08	03/30/09			415.06	335.31	79.75
	3.0000	10/30/08	05/01/09			127.43	100.60	26.83
	13.0000	11/21/08	05/01/09			552.22	331.95	220.27
		<b>Security Subtotal</b>				<b>1,471.32</b>	<b>1,070.61</b>	<b>400.71</b>
LOWE'S COMPANIES INC	11.0000	12/04/08	08/06/09			247.39	244.50	2.89
POTASH CORP SASKATCHEWAN	5.0000	12/16/08	05/04/09			477.22	372.06	105.16
	5.0000	02/04/09	05/04/09			477.22	399.52	77.70
		<b>Security Subtotal</b>				<b>954.44</b>	<b>771.58</b>	<b>182.86</b>
QUALCOMM INC	2.0000	12/16/08	05/13/09			79.96	70.00	9.96
	8.0000	04/16/09	10/08/09			331.91	328.02	3.89
	9.0000	12/16/08	10/08/09			373.38	315.03	58.35
	11.0000	01/15/09	10/08/09			456.36	374.08	82.28
	10.0000	03/05/09	10/08/09			414.88	346.92	67.96
		<b>Security Subtotal</b>				<b>1,656.49</b>	<b>1,434.05</b>	<b>222.44</b>
SCHLUMBERGER LTD	9.0000	11/24/08	07/07/09			453.13	414.03	39.10
TARGET CORP COM	12.0000	03/13/09	05/13/09			483.32	350.56	132.76
	13.0000	03/13/09	05/29/09			505.86	379.79	126.07
	14.0000	03/25/09	05/29/09			544.78	462.05	82.73
		<b>Security Subtotal</b>				<b>1,533.96</b>	<b>1,192.40</b>	<b>341.56</b>
TRANSOCEAN LTD	6.0000	05/21/09	10/13/09			525.15	431.64	93.51
TIME WARNER INC SHS	9.0000	05/04/09	09/18/09			263.96	215.72	48.24



Account No.  
88Q-04435

Taxpayer No.  
95-4608751

Page  
17 of 39

WILLISON FAMILY CHAR FOUNDATN

2009 ANNUAL STATEMENT SUMMARY

2009 CAPITAL GAIN AND LOSS TRANSACTIONS

Security Description	Quantity	Date Acquired Cover of Short	Date Liquidated Short Sale	Year-to-Date Amortization/Accretion Life-to-Date	Sales Price	Cost Basis	Gain or (Loss)
UNITED STS STL CORP NEW	11.0000	05/04/09	09/04/09		464.02	345.88	118.14
	3.0000	05/04/09	09/11/09		140.45	94.34	46.11
	9.0000	06/10/09	09/11/09		421.37	357.97	63.40
	11.0000	07/20/09	09/11/09		515.02	427.72	87.30
<b>Security Subtotal</b>					<b>1,540.86</b>	<b>1,225.91</b>	<b>314.95</b>
VERIZON COMMUNICATNS COM	8.0000	10/27/08	06/01/09		234.94	221.47	13.47
	17.0000	11/12/08	06/01/09		499.26	498.04	1.22
<b>Security Subtotal</b>					<b>734.20</b>	<b>719.51</b>	<b>14.69</b>
WALGREEN CO	33.0000	04/20/09	12/21/09		1,194.07	985.57	208.50
	7.0000	04/29/09	12/21/09		253.29	218.11	35.18
<b>Security Subtotal</b>					<b>1,447.36</b>	<b>1,203.68</b>	<b>243.68</b>
WYETH	18.0000	11/17/08	04/14/09		759.21	598.49	160.72
<b>Short Term Capital Gains Subtotal</b>					<b>27,662.67</b>	<b>23,174.14</b>	<b>4,488.53</b>
<b>SHORT TERM CAPITAL LOSSES</b>							
ADOBE SYS DEL PV\$ 0.001	5.0000	03/26/08	01/13/09		110.17	185.90	(75.73)
	10.0000	03/26/08	01/14/09		215.37	371.82	(156.45)
	7.0000	09/18/08	01/14/09		150.77	266.44	(115.67)
<b>Security Subtotal</b>					<b>476.31</b>	<b>824.16</b>	<b>(347.85)</b>
APOLLO GROUP INC CL A	14.0000	01/15/09	03/26/09		1,087.40	1,223.14	(135.74)
	14.0000	05/14/09	06/02/09		852.67	893.72	(41.05)
<b>Security Subtotal</b>					<b>1,940.07</b>	<b>2,116.86</b>	<b>(176.79)</b>
AETNA INC NEW	42.0000	01/08/09	07/20/09		1,066.83	1,257.13	(190.30)
	13.0000	01/28/09	07/20/09		330.21	440.63	(110.42)
<b>Security Subtotal</b>					<b>1,397.04</b>	<b>1,697.76</b>	<b>(300.72)</b>
AOL INC	1.0000	05/13/09	12/28/09		23.96	25.72	(1.76)



WILLISON FAMILY CHAR FOUNDATN

2009 ANNUAL STATEMENT SUMMARY

2009 CAPITAL GAIN AND LOSS TRANSACTIONS

Security Description	Quantity	Date Acquired Cover of Short	Date Liquidated Short Sale	Year-to-Date	Amortization/Accretion Life-to-Date	Sales Price	Cost Basis	Gain or (Loss)
BOEING COMPANY	17.0000	06/01/09	07/07/09			681.73	808.17	(126.44)
BRISTOL-MYERS SQUIBB CO	28.0000	02/25/09	07/21/09			561.09	577.89	(16.80)
CANADIAN NATL RAILWAY CO	16.0000	04/03/09	05/13/09			612.97	619.93	(6.96)
	6.0000	04/09/09	05/13/09			229.87	240.89	(11.02)
		<b>Security Subtotal</b>				<b>842.84</b>	<b>860.82</b>	<b>(17.98)</b>
CVS CAREMARK CORP	13.0000	05/04/09	11/11/09			390.72	415.47	(24.75)
	13.0000	05/05/09	11/11/09			390.72	416.26	(25.54)
	14.0000	07/24/09	11/11/09			420.79	476.39	(55.60)
		<b>Security Subtotal</b>				<b>1,202.23</b>	<b>1,308.12</b>	<b>(105.89)</b>
COSTCO WHOLESALE CRP DEL	13.0000	07/30/08	04/20/09			574.70	817.50	(242.80)
	3.0000	08/07/08	04/20/09			132.63	197.96	(65.33)
	3.0000	10/07/08	04/20/09			132.63	180.63	(48.00)
		<b>Security Subtotal</b>				<b>839.96</b>	<b>1,196.09</b>	<b>(356.13)</b>
COVIDIEN LTD	16.0000	05/09/08	04/02/09			532.91	781.26	(248.35)
	11.0000	07/09/08	04/02/09			366.39	528.00	(161.61)
		<b>Security Subtotal</b>				<b>899.30</b>	<b>1,309.26</b>	<b>(409.96)</b>
CME GROUP INC	3.0000	05/29/09	07/22/09			838.32	951.30	(112.98)
COVIDIEN PLC SHS	12.0000	05/14/09	07/22/09			424.56	432.01	(7.45)
	11.0000	05/14/09	07/23/09			390.14	396.02	(5.88)
		<b>Security Subtotal</b>				<b>814.70</b>	<b>828.03</b>	<b>(13.33)</b>
CHUBB CORP	13.0000	09/19/08	05/01/09			500.85	788.68	(287.83)
	5.0000	09/19/08	05/04/09			194.81	303.34	(108.53)
	5.0000	09/25/08	05/04/09			194.81	266.06	(71.25)
		<b>Security Subtotal</b>				<b>890.47</b>	<b>1,358.08</b>	<b>(467.61)</b>
CUMMINS INC	8.0000	04/24/09	05/14/09			241.75	263.01	(21.26)



WILLISON FAMILY CHAR FOUNDATN

2009 ANNUAL STATEMENT SUMMARY

2009 CAPITAL GAIN AND LOSS TRANSACTIONS

Security Description	Quantity	Date Acquired Cover of Short	Date Liquidated Short Sale	Year-to-Date	Amortization/Accretion Life-to-Date	Sales Price	Cost Basis	Gain or (Loss)
DEERE CO	2.0000	08/13/08	05/14/09			82.62	129.60	(46.98)
	7.0000	08/13/08	05/22/09			300.34	453.63	(153.29)
		<b>Security Subtotal</b>				<b>382.96</b>	<b>583.23</b>	<b>(200.27)</b>
EXXON MOBIL CORP COM	17.0000	10/31/08	04/13/09			1,158.80	1,287.49	(128.69)
	6.0000	11/13/08	04/13/09			408.99	443.28	(34.29)
	4.0000	11/21/08	04/13/09			272.66	283.36	(10.70)
		<b>Security Subtotal</b>				<b>1,840.45</b>	<b>2,014.13</b>	<b>(173.68)</b>
GENZYME CORPORATION	5.0000	05/19/08	03/04/09			253.16	343.94	(90.78)
	11.0000	05/19/08	05/04/09			588.29	756.67	(168.38)
	6.0000	05/20/08	05/04/09			320.90	414.18	(93.28)
		<b>Security Subtotal</b>				<b>1,162.35</b>	<b>1,514.79</b>	<b>(352.44)</b>
GILEAD SCIENCES INC COM	2.0000	04/07/09	12/31/09			86.62	95.25	(8.63)
HESS CORP	10.0000	06/01/09	06/17/09			534.26	680.01	(145.75)
HEWLETT PACKARD CO DEL	22.0000	06/05/08	02/25/09			641.29	1,057.67	(416.38)
	14.0000	06/05/08	05/08/09			476.74	673.07	(196.33)
		<b>Security Subtotal</b>				<b>1,118.03</b>	<b>1,730.74</b>	<b>(612.71)</b>
INTEL CORP	18.0000	12/09/08	01/23/09			236.07	259.00	(22.93)
JUNIPER NETWORKS INC	25.0000	12/09/08	04/06/09			399.66	457.55	(57.89)
JOHNSON AND JOHNSON COM	10.0000	09/18/08	05/27/09			546.34	701.79	(155.45)
KROGER CO	18.0000	10/22/08	06/03/09			408.17	479.77	(71.60)
	15.0000	10/22/08	06/12/09			323.27	399.81	(76.54)
	14.0000	11/06/08	06/12/09			301.73	383.41	(81.68)
		<b>Security Subtotal</b>				<b>1,033.17</b>	<b>1,262.99</b>	<b>(229.82)</b>



WILLISON FAMILY CHAR FOUNDATN

2009 ANNUAL STATEMENT SUMMARY

2009 CAPITAL GAIN AND LOSS TRANSACTIONS

Security Description	Quantity	Date Acquired Cover of Short	Date Liquidated Short Sale	Year-to-Date Amortization/Accretion Life-to-Date	Sales Price	Cost Basis	Gain or (Loss)
LOCKHEED MARTIN CORP	3.0000	09/05/08	08/21/09		224.82	343.28	(118.46)
	2.0000	09/17/08	08/21/09		149.89	222.61	(72.72)
	1.0000	09/17/08	09/10/09		73.31	111.31	(38.00)
	6.0000	01/23/09	09/10/09		439.89	486.90	(47.01)
	2.0000	05/14/09	09/10/09		146.63	162.85	(16.22)
<b>Security Subtotal</b>					<b>1,034.54</b>	<b>1,326.95</b>	<b>(292.41)</b>
METLIFE INC COM	28.0000	12/09/08	01/14/09		770.30	951.75	(181.45)
MCDONALDS CORP COM	2.0000	07/09/08	03/13/09		104.84	118.27	(13.43)
	7.0000	07/09/08	03/24/09		381.00	413.97	(32.97)
<b>Security Subtotal</b>					<b>485.84</b>	<b>532.24</b>	<b>(46.40)</b>
MEDTRONIC INC COM	3.0000	09/10/08	01/06/09		93.65	162.45	(68.80)
PNC FINCL SERVICES GROUP	16.0000	12/10/08	01/20/09		412.60	853.38	(440.78)
PHILIP MORRIS INTL INC	12.0000	07/11/08	04/13/09		445.02	640.36	(195.34)
	6.0000	07/11/08	05/19/09		253.47	320.18	(66.71)
	2.0000	09/08/08	05/19/09		84.49	110.34	(25.85)
	11.0000	09/08/08	07/20/09		481.97	606.93	(124.96)
<b>Security Subtotal</b>					<b>1,264.95</b>	<b>1,677.81</b>	<b>(412.86)</b>
J C PENNEY CO COM	9.0000	09/11/09	12/08/09		251.33	283.80	(32.47)
	19.0000	09/11/09	12/16/09		522.51	599.13	(76.62)
	3.0000	09/11/09	12/17/09		82.17	94.61	(12.44)
	7.0000	09/18/09	12/17/09		191.75	238.97	(47.22)
<b>Security Subtotal</b>					<b>1,047.76</b>	<b>1,216.51</b>	<b>(168.75)</b>
QUALCOMM INC	2.0000	06/12/08	05/08/09		85.57	97.47	(11.90)
	8.0000	07/31/08	05/08/09		342.28	444.12	(101.84)
	1.0000	07/31/08	05/13/09		39.97	55.52	(15.55)
	7.0000	09/25/08	05/13/09		279.85	321.43	(41.58)
<b>Security Subtotal</b>					<b>747.67</b>	<b>918.54</b>	<b>(170.87)</b>



WILLISON FAMILY CHAR FOUNDATN

2009 ANNUAL STATEMENT SUMMARY

Account No.  
88Q-04435

Taxpayer No.  
95-4608751

Page  
21 of 39

2009 CAPITAL GAIN AND LOSS TRANSACTIONS

Security Description	Quantity	Date Acquired Cover of Short	Date Liquidated Short Sale	Year-to-Date	Amortization/Accretion Life-to-Date	Sales Price	Cost Basis	Gain or (Loss)
RAYTHEON CO DELAWARE NEW	7.0000	03/20/08	02/09/09			335.66	443.83	(108.17)
	7.0000	03/20/08	03/16/09			238.37	443.84	(205.47)
	6.0000	03/24/08	03/16/09			204.31	383.03	(178.72)
	4.0000	09/11/08	03/16/09			136.22	238.57	(102.35)
<b>Security Subtotal</b>						<b>914.56</b>	<b>1,509.27</b>	<b>(594.71)</b>
STAPLES INC	16.0000	05/15/08	02/27/09			256.51	377.65	(121.14)
	9.0000	05/15/08	04/29/09			188.66	212.43	(23.77)
<b>Security Subtotal</b>						<b>445.17</b>	<b>590.08</b>	<b>(144.91)</b>
SYMANTEC CORP COM	50.0000	05/06/09	08/05/09			757.57	874.30	(116.73)
3M COMPANY	6.0000	10/23/08	02/09/09			314.27	357.40	(43.13)
	8.0000	10/23/08	02/09/09			423.09	476.54	(53.45)
<b>Security Subtotal</b>						<b>737.36</b>	<b>833.94</b>	<b>(96.58)</b>
UNITED PARCEL SVC CL B	5.0000	11/26/08	07/21/09			258.97	281.50	(22.53)
UNITED TECHS CORP COM	7.0000	10/14/08	02/27/09			287.14	381.58	(94.44)
XTO ENERGY INC	6.0000	09/16/08	06/29/09			230.29	297.22	(66.93)
	5.0000	05/19/09	06/29/09			191.92	212.85	(20.93)
<b>Security Subtotal</b>						<b>422.21</b>	<b>510.07</b>	<b>(87.86)</b>
WAL-MART STORES INC	8.0000	06/11/08	04/09/09			402.44	470.96	(68.52)
YUM BRANDS INC	18.0000	06/12/09	09/11/09			601.56	626.23	(24.67)
	7.0000	07/07/09	09/11/09			233.94	242.80	(8.86)
<b>Security Subtotal</b>						<b>835.50</b>	<b>869.03</b>	<b>(33.53)</b>
WELLS FARGO & CO NEW DEL	41.0000	12/08/08	01/15/09			850.49	1,259.21	(408.72)
	33.0000	10/12/09	12/15/09			850.77	990.22	(139.45)
	10.0000	11/11/09	12/15/09			257.81	287.68	(29.87)
<b>Security Subtotal</b>						<b>1,959.07</b>	<b>2,537.11</b>	<b>(578.04)</b>



Account No.  
88Q-04435

Taxpayer No.  
95-4608751

Page  
22 of 39

WILLISON FAMILY CHAR FOUNDATN

2009 ANNUAL STATEMENT SUMMARY

2009 CAPITAL GAIN AND LOSS TRANSACTIONS

Security Description	Quantity	Date Acquired Cover of Short	Date Liquidated Short Sale	Year-to-Date Amortization/Accretion Life-to-Date	Sales Price	Cost Basis	Gain or (Loss)
<b>WELLS FARGO &amp; CO NEW DEL</b>							
		<b>Short Term Capital Losses Subtotal</b>					
					31,866.98	39,922.22	(8,055.24)
<b>NET SHORT TERM CAPITAL GAIN (LOSS)</b>							
<b>LONG TERM CAPITAL GAINS</b>							
APPLE INC	2.0000	04/11/07	05/13/09		241.36	185.21	56.15
COLGATE PALMOLIVE	9.0000	04/11/07	06/25/09		641.80	592.26	49.54
	12.0000	08/03/07	07/20/09		880.09	803.93	76.16
		<b>Security Subtotal</b>			<b>1,521.89</b>	<b>1,396.19</b>	<b>125.70</b>
GENENTECH INC NEW	13.0000	01/15/08	03/13/09		1,221.99	907.33	314.66
GILEAD SCIENCES INC COM	16.0000	10/22/07	02/05/09		827.53	680.84	146.69
	8.0000	10/22/07	02/13/09		403.98	340.42	63.56
	11.0000	10/22/07	08/21/09		507.44	468.08	39.36
	5.0000	10/22/07	12/16/09		216.25	212.77	3.48
	2.0000	10/22/07	12/31/09		86.61	85.11	1.50
		<b>Security Subtotal</b>			<b>2,041.81</b>	<b>1,787.22</b>	<b>254.59</b>
INTL BUSINESS MACHINES	2.0000	04/15/08	11/25/09		255.30	233.94	21.36
	4.0000	04/15/08	12/16/09		515.53	467.88	47.65
		<b>Security Subtotal</b>			<b>770.83</b>	<b>701.82</b>	<b>69.01</b>
LOWE'S COMPANIES INC	11.0000	12/04/08	12/31/09		258.90	244.50	14.40
MONSANTO CO NEW DEL COM	8.0000	04/11/07	10/30/09		551.06	457.96	93.10
MCDONALDS CORP COM	5.0000	04/11/07	02/04/09		289.40	232.85	56.55
	5.0000	04/11/07	03/13/09		262.08	232.86	29.22
		<b>Security Subtotal</b>			<b>551.48</b>	<b>465.71</b>	<b>85.77</b>
MICROSOFT CORP	10.0000	04/11/07	11/04/09		282.67	280.70	1.97



Account No.  
88Q-04435

Taxpayer No.  
95-4608751

Page  
23 of 39

WILLISON FAMILY CHAR FOUNDATN

2009 ANNUAL STATEMENT SUMMARY

2009 CAPITAL GAIN AND LOSS TRANSACTIONS

Security Description	Quantity	Date Acquired Cover of Short	Date Liquidated Short Sale	Year-to-Date Amortization/Accretion Life-to-Date	Sales Price	Cost Basis	Gain or (Loss)
OCCIDENTAL PETE CORP CAL	4.0000	01/25/08	07/24/09		286.38	263.55	22.83
ORACLE CORP \$0.01 DEL	25.0000	08/24/07	08/07/09		536.77	492.60	44.17
<b>Long Term Capital Gains Subtotal</b>					<b>8,265.14</b>	<b>7,182.79</b>	<b>1,082.35</b>
<b>LONG TERM CAPITAL LOSSES</b>							
ADOBE SYS DEL PV\$ 0.001	10.0000	04/18/07	01/13/09		220.34	427.53	(207.19)
AMERICAN TOWER CORP CL A	10.0000	07/17/07	05/05/09		299.78	437.72	(137.94)
	1.0000	08/16/07	05/05/09		29.98	37.92	(7.94)
	3.0000	09/08/08	09/24/09		109.31	117.53	(8.22)
	11.0000	08/16/07	09/24/09		400.75	417.24	(16.49)
	5.0000	04/18/08	09/24/09		182.16	205.64	(23.48)
	10.0000	09/08/08	09/25/09		360.78	391.79	(31.01)
	8.0000	09/10/08	09/25/09		288.63	308.33	(19.70)
<b>Security Subtotal</b>					<b>1,671.39</b>	<b>1,916.17</b>	<b>(244.78)</b>
APPLE INC	1.0000	03/24/08	05/13/09		120.68	140.11	(19.43)
BAXTER INTERNTL INC	8.0000	04/11/07	04/13/09		402.93	432.80	(29.87)
	12.0000	04/11/07	06/02/09		581.63	649.21	(67.58)
	1.0000	11/13/07	06/02/09		48.48	57.87	(9.39)
<b>Security Subtotal</b>					<b>1,033.04</b>	<b>1,139.88</b>	<b>(106.84)</b>
BECTON DICKINSON CO	5.0000	04/11/07	05/12/09		316.15	392.21	(76.06)
	4.0000	07/26/07	05/12/09		252.92	310.49	(57.57)
	5.0000	08/20/07	05/12/09		316.17	384.57	(68.40)
<b>Security Subtotal</b>					<b>885.24</b>	<b>1,087.27</b>	<b>(202.03)</b>
CISCO SYSTEMS INC COM	19.0000	04/11/07	06/29/09		358.15	490.21	(132.06)
	4.0000	04/23/07	06/29/09		75.41	107.43	(32.02)
<b>Security Subtotal</b>					<b>433.56</b>	<b>597.64</b>	<b>(164.08)</b>



WILLISON FAMILY CHAR FOUNDATN

2009 ANNUAL STATEMENT SUMMARY

Account No.  
88Q-04435

Taxpayer No.  
95-4608751

Page  
24 of 39

2009 CAPITAL GAIN AND LOSS TRANSACTIONS

Security Description	Quantity	Date Acquired Cover of Short	Date Liquidated Short Sale	Year-to-Date	Amortization/Accretion Life-to-Date	Sales Price	Cost Basis	Gain or (Loss)
COCA COLA COM	13.0000	04/11/07	04/30/09			562.75	647.78	(85.03)
	16.0000	04/11/07	07/24/09			785.75	797.29	(11.54)
	10.0000	04/07/08	07/24/09			491.10	604.55	(113.45)
<b>Security Subtotal</b>						<b>1,839.60</b>	<b>2,049.62</b>	<b>(210.02)</b>
COLGATE PALMOLIVE	2.0000	04/11/07	05/19/09			128.04	131.61	(3.57)
DANAHER CORP DEL COM	7.0000	04/11/07	07/20/09			439.15	496.16	(57.01)
DEERE CO	1.0000	03/07/08	05/14/09			41.31	83.44	(42.13)
	3.0000	04/18/08	05/14/09			123.93	284.05	(160.12)
<b>Security Subtotal</b>						<b>165.24</b>	<b>367.49</b>	<b>(202.25)</b>
EXELON CORPORATION	4.0000	04/11/07	04/30/09			185.12	289.32	(104.20)
	18.0000	04/11/07	05/06/09			848.16	1,301.95	(453.79)
<b>Security Subtotal</b>						<b>1,033.28</b>	<b>1,591.27</b>	<b>(557.99)</b>
FPL GROUP INC	19.0000	10/12/07	04/14/09			956.44	1,204.26	(247.82)
GILEAD SCIENCES INC COM	5.0000	09/25/08	12/31/09			216.53	237.66	(21.13)
	9.0000	11/13/08	12/31/09			389.75	405.41	(15.66)
<b>Security Subtotal</b>						<b>606.28</b>	<b>643.07</b>	<b>(36.79)</b>
JOHNSON AND JOHNSON COM	6.0000	04/11/07	01/06/09			355.19	372.37	(17.18)
	8.0000	11/09/07	01/06/09			473.60	520.42	(46.82)
	3.0000	11/09/07	05/27/09			163.89	195.17	(31.28)
<b>Security Subtotal</b>						<b>992.68</b>	<b>1,087.96</b>	<b>(95.28)</b>
LOCKHEED MARTIN CORP	2.0000	08/24/07	02/09/09			159.64	197.91	(38.27)
	3.0000	10/11/07	02/09/09			239.46	337.46	(98.00)
	2.0000	10/11/07	07/20/09			162.09	224.98	(62.89)
	3.0000	02/19/08	07/20/09			243.14	322.36	(79.22)
	2.0000	02/19/08	08/21/09			149.88	214.92	(65.04)
<b>Security Subtotal</b>						<b>954.21</b>	<b>1,297.63</b>	<b>(343.42)</b>



Account No.  
88Q-04435

Taxpayer No.  
95-4608751

Page  
25 of 39

WILLISON FAMILY CHAR FOUNDATN

2009 ANNUAL STATEMENT SUMMARY

2009 CAPITAL GAIN AND LOSS TRANSACTIONS

Security Description	Quantity	Date Acquired Cover of Short	Date Liquidated Short Sale	Year-to-Date Life-to-Date	Amortization/Accretion Life-to-Date	Sales Price	Cost Basis	Gain or (Loss)
MONSANTO CO NEW DEL COM	2.0000	09/08/08	10/30/09			137.77	211.34	(73.57)
MEDTRONIC INC COM	15.0000	08/07/07	01/06/09			468.22	805.21	(336.99)
	2.0000	04/11/07	01/06/09			62.42	99.81	(37.39)
<b>Security Subtotal</b>						<b>530.64</b>	<b>905.02</b>	<b>(374.38)</b>
PEPSICO INC	10.0000	04/11/07	04/30/09			502.52	631.50	(128.98)
PROCTER & GAMBLE CO	16.0000	04/11/07	03/24/09			759.42	1,006.89	(247.47)
SCHLUMBERGER LTD	8.0000	04/18/07	07/07/09			402.76	596.34	(193.58)
	6.0000	02/19/08	07/07/09			302.07	521.63	(219.56)
	5.0000	07/01/08	07/07/09			251.73	534.13	(282.40)
<b>Security Subtotal</b>						<b>956.56</b>	<b>1,652.10</b>	<b>(695.54)</b>
STAPLES INC	11.0000	05/15/08	06/17/09			224.64	259.65	(35.01)
	22.0000	06/11/08	07/30/09			465.22	534.93	(69.71)
	2.0000	05/15/08	07/30/09			42.29	47.21	(4.92)
<b>Security Subtotal</b>						<b>732.15</b>	<b>841.79</b>	<b>(109.64)</b>
TRANSOCEAN LTD	7.0000	04/17/08	10/13/09			612.67	1,059.59	(446.92)
XTO ENERGY INC	8.0000	09/19/07	06/29/09			307.05	421.29	(114.24)
WAL-MART STORES INC	9.0000	06/11/08	07/20/09			435.93	529.84	(93.91)
	1.0000	06/24/08	07/20/09			48.44	57.59	(9.15)
	8.0000	06/24/08	09/11/09			405.85	460.77	(54.92)
	10.0000	06/27/08	09/11/09			507.31	569.40	(62.09)
	1.0000	07/09/08	09/11/09			50.74	58.43	(7.69)
<b>Security Subtotal</b>						<b>1,448.27</b>	<b>1,676.03</b>	<b>(227.76)</b>
<b>Long Term Capital Losses Subtotal</b>						<b>17,466.22</b>	<b>22,583.22</b>	<b>(5,117.00)</b>

NET LONG TERM CAPITAL GAIN (LOSS)

(4,034.65)



Account No.  
88Q-04435

Taxpayer No.  
95-4608751

Page  
26 of 39

WILLISON FAMILY CHAR FOUNDATN

2009 ANNUAL STATEMENT SUMMARY

2009 CAPITAL GAIN AND LOSS TRANSACTIONS

Security Description	Quantity	Date Acquired	Date Liquidated	Year-to-Date	Amortization/Accretion	Life-to-Date	Sales Price	Cost Basis	Gain or (Loss)
TOTAL CAPITAL GAINS AND LOSSES							85,261.01	92,862.37	(7,601.36)
TOTAL REPORTABLE GROSS PROCEEDS							85,261.01		
DIFFERENCE							0.00 *		

Note: Capital gains and losses in this statement are not reported to the IRS. Difference reflects items that are included in the reportable gross proceeds section of your statement but are not included in the gain/loss section (e.g., liquidation of fractional shares and the proceeds from certain tender offers). It also reflects items that are included in the gain/loss section of your statement but not in the reportable gross proceeds section (e.g., option premium received).

REALIZED CAPITAL GAIN AND LOSS SUMMARY

SHORT TERM GAINS	SHORT TERM LOSSES	LONG TERM GAINS	LONG TERM LOSSES
4,488.53	(8,055.24)	1,082.35	(5,117.00)
TOTAL			



Account No.  
88Q-04436

Taxpayer No.  
95-4608751

Page  
12 of 37

WILLISON FAMILY CHAR FOUNDATN

2009 ANNUAL STATEMENT SUMMARY

Your Tax Reporting Statement information that follows is a personal summary of your account activity and is not reported to the IRS.

The Capital Gain and Loss Transaction section is provided to facilitate your review and may not include return of capital, sales load deferral, or wash sales adjustments. RICs (which may include mutual funds and unit investment trusts) may reclassify principal distributions as capital gains. The cost basis for these securities may not have been adjusted on your statement to reflect such reclassifications. Please refer to information provided by the RIC and discuss with your tax advisor. Securities distributed from a retirement account reflect the tax basis on the date of distribution. Other methods for calculating gain (loss) are available. The cost basis for most Original Issue Discount ("OID") obligations includes the accretion of OID. For purposes of allocating original purchase price to the components of an equity unit consisting of a purchase contract and a debt security subject to a remarketing event, we assumed the fair market value of the debt security on purchase date was equal to its adjusted issue price. The difference between your original cost and the amount allocable to the debt component was allocated to the purchase contract. In making adjustments to the cost basis of the purchase contract, it was assumed that the unit holder included contract adjustment payments in income received. In calculating gain (loss), unless otherwise noted, it was assumed that the oldest position was liquidated first, and that an election was in effect to amortize premium paid on the purchase of taxable bonds.

Dividend and Interest details are repeated in the following pages for your convenience. Additionally, we have included items such as margin interest and select account fees if applicable. Please discuss the deductibility of these items with your tax advisor. For select clients, we have also included a summary of Visa charges and checking activity.

Merrill Lynch is neither a tax return preparer or tax advisor. Please see your tax advisor for more information.

2009 CAPITAL GAIN AND LOSS TRANSACTIONS

Security Description	Quantity	Date Acquired Cover of Short	Date Liquidated Short Sale	Amortization/Accretion Year-to-Date	Life-to-Date	Sales Price	Cost Basis	Gain or (Loss)
<b>SHORT TERM CAPITAL GAINS</b>								
AMGEN INC COM PV \$0.0001	6.0000	07/25/08	07/22/09			352.61	323.84	28.77
BIOGEN IDEC INC	6.0000	01/23/09	08/03/09			288.27	286.12	2.15
	4.0000	04/23/09	08/03/09			192.18	185.03	7.15
						<b>480.45</b>	<b>471.15</b>	<b>9.30</b>
COMCAST CORP NEW CL A	21.0000	02/25/09	08/25/09			320.60	301.98	18.62
CAPITAL ONE FINL	11.0000	03/31/09	06/03/09			265.08	132.65	132.43
	9.0000	03/31/09	06/23/09			192.05	108.53	83.52
						<b>457.13</b>	<b>241.18</b>	<b>215.95</b>
CVS CAREMARK CORP	9.0000	01/23/09	11/30/09			279.18	249.42	29.76
	6.0000	03/10/09	11/30/09			186.12	149.78	36.34
						<b>465.30</b>	<b>399.20</b>	<b>66.10</b>
COVIDIEN PLC SHS	10.0000	01/14/09	10/26/09			434.41	357.53	76.88
CLOROX CO DEL COM	6.0000	02/25/09	05/15/09			307.11	298.30	8.81



WILLISON FAMILY CHAR FOUNDATN

2009 ANNUAL STATEMENT SUMMARY

2009 CAPITAL GAIN AND LOSS TRANSACTIONS

Security Description	Quantity	Date Acquired Cover of Short	Date Liquidated Short Sale	Year-to-Date Amortization/Accretion Life-to-Date	Sales Price	Cost Basis	Gain or (Loss)
DIAMOND OFFSHORE DRLNG	5.0000	01/23/09	07/09/09		391.70	306.26	85.44
	2.0000	03/10/09	07/09/09		156.69	113.55	43.14
	2.0000	03/10/09	11/10/09		200.95	113.55	87.40
	5.0000	03/24/09	11/10/09		502.38	351.20	151.18
<b>Security Subtotal</b>					<b>1,251.72</b>	<b>884.56</b>	<b>367.16</b>
DEVON ENERGY CORP NEW	3.0000	03/10/09	07/09/09		153.33	120.42	32.91
DISCOVER FINL SVCS	40.0000	05/15/09	10/19/09		626.10	344.56	281.54
INVECO LTD	5.0000	03/31/09	11/10/09		115.52	68.58	46.94
NRG ENERGY INC	15.0000	03/10/09	09/17/09		427.07	251.66	175.41
NUCOR CORPORATION	3.0000	03/10/09	11/10/09		122.07	108.92	13.15
PG&E CORP	9.0000	12/05/08	05/15/09		318.14	306.84	11.30
PNC FINCL SERVICES GROUP	6.0000	04/23/09	10/19/09		268.41	237.96	30.45
PHILIP MORRIS INTL INC	10.0000	12/05/08	05/15/09		430.16	402.96	27.20
	3.0000	03/10/09	05/15/09		129.06	101.87	27.19
<b>Security Subtotal</b>					<b>559.22</b>	<b>504.83</b>	<b>54.39</b>
PROCTER & GAMBLE CO	4.0000	04/23/09	06/23/09		202.44	198.02	4.42
	9.0000	04/23/09	07/09/09		473.02	445.55	27.47
<b>Security Subtotal</b>					<b>675.46</b>	<b>643.57</b>	<b>31.89</b>
SCHERING PLOUGH CORP	26.0000	07/25/08	04/09/09		606.53	506.73	99.80
	10.0000	07/25/08	04/23/09		216.29	194.91	21.38
	1.0000	11/20/08	04/23/09		21.63	13.98	7.65
	14.0000	11/20/08	05/15/09		327.41	195.72	131.69
<b>Security Subtotal</b>					<b>1,171.86</b>	<b>911.34</b>	<b>260.52</b>
TJX COS INC NEW	7.0000	10/14/08	07/21/09		245.75	190.89	54.86



Account No.  
88Q-04436

Taxpayer No.  
95-4608751

Page  
14 of 37

WILLISON FAMILY CHAR FOUNDATN

2009 ANNUAL STATEMENT SUMMARY

2009 CAPITAL GAIN AND LOSS TRANSACTIONS

Security Description	Quantity	Date Acquired Cover of Short	Date Liquidated Short Sale	Year-to-Date	Amortization/Accretion Life-to-Date	Sales Price	Cost Basis	Gain or (Loss)
TOTAL S.A. SP ADR	10.0000	02/04/09	10/01/09			576.06	523.84	52.22
	4.0000	02/25/09	10/01/09			230.43	198.54	31.89
<b>Security Subtotal</b>						<b>806.49</b>	<b>722.38</b>	<b>84.11</b>
TIME WARNER INC SHS	5.0000	03/10/09	07/09/09			119.96	81.82	38.14
TIME WARNER CABLE INC	1.0000	03/10/09	04/09/09			27.43	26.95	0.48
UNITEDHEALTH GROUP INC	9.0000	03/10/09	07/22/09			227.65	173.38	54.27
<b>Short Term Capital Gains Subtotal</b>						<b>9,933.79</b>	<b>7,971.84</b>	<b>1,961.95</b>

SHORT TERM CAPITAL LOSSES

AFLAC INC	7.0000	09/17/08	01/28/09			172.25	402.40	(230.15)
COM	8.0000	09/25/08	01/28/09			196.86	507.54	(310.68)
	10.0000	10/31/08	01/28/09			246.08	432.25	(186.17)
<b>Security Subtotal</b>						<b>615.19</b>	<b>1,342.19</b>	<b>(727.00)</b>
AETNA INC NEW	9.0000	01/23/09	05/15/09			232.49	264.69	(32.20)
AMGEN INC COM PV \$0.0001	6.0000	07/25/08	04/23/09			274.91	323.84	(48.93)
APACHE CORP	4.0000	07/25/08	01/14/09			288.82	438.21	(149.39)
BANK OF AMERICA CORP	23.0000	07/25/08	01/14/09			236.22	677.81	(441.59)
	11.0000	08/14/08	01/14/09			112.97	329.09	(216.12)
	22.0000	09/08/08	01/14/09			225.95	767.30	(541.35)
	12.0000	10/17/08	01/14/09			123.26	287.73	(164.47)
<b>Security Subtotal</b>						<b>698.40</b>	<b>2,061.93</b>	<b>(1,363.53)</b>



WILLISON FAMILY CHAR FOUNDATN

2009 ANNUAL STATEMENT SUMMARY

2009 CAPITAL GAIN AND LOSS TRANSACTIONS

Security Description	Quantity	Date Acquired Cover of Short	Date Liquidated Short Sale	Year-to-Date Amortization/Accretion Life-to-Date	Sales Price	Cost Basis	Gain or (Loss)
COMCAST CORP NEW CL A	13.0000	07/25/08	04/23/09		176.40	256.49	(80.09)
	30.0000	07/25/08	05/15/09		432.42	591.89	(159.47)
	15.0000	12/05/08	08/25/09		229.00	231.00	(2.00)
<b>Security Subtotal</b>					<b>837.82</b>	<b>1,079.38</b>	<b>(241.56)</b>
CVS CAREMARK CORP	8.0000	07/25/08	04/23/09		235.34	307.17	(71.83)
CONOCOPHILLIPS	25.0000	07/25/08	03/24/09		995.62	2,050.12	(1,054.50)
	6.0000	12/15/08	03/24/09		238.95	310.91	(71.96)
<b>Security Subtotal</b>					<b>1,234.57</b>	<b>2,361.03</b>	<b>(1,126.46)</b>
CATERPILLAR INC DEL	13.0000	08/05/08	02/04/09		401.81	882.87	(481.06)
CHUBB CORP	5.0000	03/24/09	04/29/09		200.88	212.09	(11.21)
DEVON ENERGY CORP NEW	7.0000	12/15/08	03/24/09		345.97	472.28	(126.31)
	3.0000	01/28/09	07/09/09		153.32	192.55	(39.23)
<b>Security Subtotal</b>					<b>499.29</b>	<b>664.83</b>	<b>(165.54)</b>
DISNEY (WALT) CO COM STK	32.0000	07/25/08	03/04/09		566.43	996.78	(430.35)
DOW CHEMICAL CO	20.0000	10/28/08	01/06/09		329.71	458.20	(128.49)
EDISON INTL CALIF	26.0000	07/25/08	04/17/09		733.52	1,245.90	(512.38)
	4.0000	07/25/08	06/03/09		117.01	191.68	(74.67)
	8.0000	01/28/09	06/03/09		234.03	268.74	(34.71)
<b>Security Subtotal</b>					<b>1,084.56</b>	<b>1,706.32</b>	<b>(621.76)</b>
FIRSTENERGY CORP	7.0000	09/17/08	08/14/09		305.85	455.79	(149.94)
	4.0000	01/28/09	10/19/09		189.19	207.25	(18.06)
<b>Security Subtotal</b>					<b>495.04</b>	<b>663.04</b>	<b>(168.00)</b>
FRANKLIN RES INC	15.0000	07/25/08	01/14/09		834.71	1,435.72	(601.01)
GENL DYNAMICS CORP COM	11.0000	07/25/08	01/23/09		580.03	977.57	(397.54)



Account No.  
88Q-04436

Taxpayer No.  
95-4608751

Page  
16 of 37

WILLISON FAMILY CHAR FOUNDATN

2009 ANNUAL STATEMENT SUMMARY

2009 CAPITAL GAIN AND LOSS TRANSACTIONS

Security Description	Quantity	Date Acquired Cover of Short	Date Liquidated Short Sale	Amortization/Accretion Year-to-Date	Life-to-Date	Sales Price	Cost Basis	Gain or (Loss)
GOLDMAN SACHS GROUP INC	5.0000	10/28/08	03/06/09			379.32	434.63	(55.31)
INTL BUSINESS MACHINES	3.0000	07/25/08	03/24/09			295.27	385.19	(89.92)
JPMORGAN CHASE & CO	53.0000	07/25/08	03/06/09			840.67	2,114.66	(1,273.99)
	11.0000	01/23/09	03/06/09			174.49	260.15	(85.66)
<b>Security Subtotal</b>						<b>1,015.16</b>	<b>2,374.81</b>	<b>(1,359.65)</b>
JOHNSON AND JOHNSON COM	11.0000	07/25/08	04/23/09			555.66	758.22	(202.56)
	4.0000	07/25/08	06/23/09			220.59	275.71	(55.12)
<b>Security Subtotal</b>						<b>776.25</b>	<b>1,033.93</b>	<b>(257.68)</b>
JOHNSON CONTROLS INC	28.0000	07/25/08	01/23/09			361.69	873.32	(511.63)
KIMBERLY CLARK	5.0000	07/25/08	03/12/09			220.43	280.65	(60.22)
	6.0000	07/25/08	03/31/09			275.22	336.78	(61.56)
	1.0000	07/25/08	04/09/09			47.78	56.13	(8.35)
	4.0000	11/20/08	04/09/09			191.12	222.72	(31.60)
	4.0000	12/05/08	04/09/09			191.13	215.42	(24.29)
<b>Security Subtotal</b>						<b>925.68</b>	<b>1,111.70</b>	<b>(186.02)</b>
KROGER CO	4.0000	03/10/09	08/10/09			83.91	85.57	(1.66)
METLIFE INC COM	5.0000	03/19/08	03/12/09			74.53	293.89	(219.36)
	7.0000	10/07/08	08/10/09			255.40	302.44	(47.04)
<b>Security Subtotal</b>						<b>329.93</b>	<b>596.33</b>	<b>(266.40)</b>
NUCOR CORPORATION	7.0000	12/22/08	11/10/09			284.83	300.96	(16.13)
PG&E CORP	6.0000	01/28/09	05/15/09			212.10	232.48	(20.38)
PNC FINCL SERVICES GROUP	6.0000	07/25/08	01/23/09			175.06	406.00	(230.94)
	6.0000	09/08/08	01/23/09			175.07	464.07	(289.00)
<b>Security Subtotal</b>						<b>350.13</b>	<b>870.07</b>	<b>(519.94)</b>



WILLISON FAMILY CHAR FOUNDATN

2009 ANNUAL STATEMENT SUMMARY

2009 CAPITAL GAIN AND LOSS TRANSACTIONS

Security Description	Quantity	Date Acquired Cover of Short	Date Liquidated Short Sale	Year-to-Date Amortization/Accretion Life-to-Date	Sales Price	Cost Basis	Gain or (Loss)
PHILIP MORRIS INTL INC	20.0000	07/25/08	04/23/09		725.66	1,066.80	(341.14)
	1.0000	12/05/08	04/23/09		36.29	40.29	(4.00)
<b>Security Subtotal</b>					<b>761.95</b>	<b>1,107.09</b>	<b>(345.14)</b>
PUB SVC ENTERPRISE GRP	7.0000	07/25/08	04/23/09		196.09	290.98	(94.89)
RAYTHEON CO DELAWARE NEW	11.0000	01/23/09	04/23/09		472.56	555.98	(83.42)
SCHLUMBERGER LTD	12.0000	10/07/08	01/23/09		474.25	869.54	(395.29)
SIMON PROPERTY GROUP DEL	15.0000	07/25/08	01/14/09		644.13	1,353.17	(709.04)
TRANSOCEAN LTD ZUG	3.0000	07/25/08	01/23/09		151.40	400.82	(249.42)
	3.0000	10/14/08	01/23/09		151.40	258.27	(106.87)
<b>Security Subtotal</b>					<b>302.80</b>	<b>659.09</b>	<b>(356.29)</b>
TIME WARNER INC SHS	21.0000	07/25/08	07/09/09		503.82	714.78	(210.96)
TIME WARNER CABLE INC	5.0000	07/25/08	04/09/09		137.14	235.51	(98.37)
US BANCORP (NEW)	41.0000	07/25/08	01/23/09		582.81	1,174.66	(591.85)
UNITED TECHS CORP COM	6.0000	07/25/08	01/14/09		299.12	389.33	(90.21)
VERIZON COMMUNICATNS COM	7.0000	07/25/08	03/24/09		214.47	241.13	(26.66)
	9.0000	07/25/08	05/15/09		265.66	310.03	(44.37)
<b>Security Subtotal</b>					<b>480.13</b>	<b>551.16</b>	<b>(71.03)</b>
ACE LIMITED	6.0000	09/25/08	04/29/09		279.23	350.66	(71.43)
	6.0000	09/25/08	07/09/09		251.56	350.66	(99.10)
<b>Security Subtotal</b>					<b>530.79</b>	<b>701.32</b>	<b>(170.53)</b>
XTO ENERGY INC	14.0000	07/25/08	03/12/09		436.26	685.09	(248.83)



WILLISON FAMILY CHAR FOUNDATN

2009 ANNUAL STATEMENT SUMMARY

Account No.  
88Q-04436

Taxpayer No.  
95-4608751

Page  
18 of 37

2009 CAPITAL GAIN AND LOSS TRANSACTIONS

Security Description	Quantity	Date Acquired Cover of Short	Date Liquidated Short Sale	Year-to-Date	Amortization/Accretion Life-to-Date	Sales Price	Cost Basis	Gain or (Loss)
WELLS FARGO & CO NEW DEL	22.0000	07/25/08	02/25/09			306.04	637.24	(331.20)
	34.0000	07/25/08	03/06/09			293.76	984.85	(691.09)
	14.0000	02/04/09	03/06/09			120.97	250.07	(129.10)
Security Subtotal						720.77	1,872.16	(1,151.39)
Short Term Capital Losses Subtotal						20,966.89	35,634.71	(14,667.82)
<b>NET SHORT TERM CAPITAL GAIN (LOSS)</b>								<b>(12,705.87)</b>
<b>LONG TERM CAPITAL GAINS</b>								
ANADARKO PETE CORP	2.0000	07/25/08	10/26/09			134.59	117.56	17.03
BURLNGTN N SNTA FES0.01	13.0000	07/25/08	11/10/09			1,267.42	1,266.97	0.45
CVS CAREMARK CORP	10.0000	09/30/08	10/26/09			370.31	326.59	43.72
HEWLETT PACKARD CO DEL	14.0000	04/11/07	09/09/09			632.21	571.34	60.87
OCCIDENTAL PETE CORP CAL	3.0000	04/11/07	10/26/09			250.37	149.91	100.46
Long Term Capital Gains Subtotal						2,654.90	2,432.37	222.53
<b>LONG TERM CAPITAL LOSSES</b>								
AETNA INC NEW	13.0000	06/18/07	03/12/09			292.97	659.22	(366.25)
	4.0000	06/18/07	05/15/09			103.32	202.85	(99.53)
Security Subtotal						396.29	862.07	(465.78)
AT& T INC	4.0000	02/05/07	05/15/09			98.82	151.25	(52.43)
	5.0000	04/11/07	05/15/09			123.53	195.89	(72.36)
Security Subtotal						222.35	347.14	(124.79)
COMCAST CORP NEW CL A	7.0000	07/25/08	08/25/09			106.86	138.12	(31.26)



Account No.  
88Q-04436

Taxpayer No.  
95-4608751

Page  
19 of 37

WILLISON FAMILY CHAR FOUNDATN

2009 ANNUAL STATEMENT SUMMARY

2009 CAPITAL GAIN AND LOSS TRANSACTIONS

Security Description	Quantity	Date Acquired Cover of Short	Date Liquidated Short Sale	Amortization/Accretion Year-to-Date	Life-to-Date	Sales Price	Cost Basis	Gain or (Loss)
CVS CAREMARK CORP	15.0000	07/25/08	09/09/09			545.69	575.95	(30.26)
	7.0000	07/25/08	10/26/09			259.21	268.78	(9.57)
<b>Security Subtotal</b>						<b>804.90</b>	<b>844.73</b>	<b>(39.83)</b>
CHUBB CORP	27.0000	02/20/08	04/29/09			1,084.70	1,418.82	(334.12)
DEERE CO	13.0000	07/25/08	11/10/09			628.23	897.45	(269.22)
EXXON MOBIL CORP COM	3.0000	04/11/07	02/25/09			219.90	231.17	(11.27)
FIRSTENERGY CORP	9.0000	09/17/08	10/19/09			425.65	586.02	(160.37)
	7.0000	09/25/08	10/19/09			331.07	479.34	(148.27)
<b>Security Subtotal</b>						<b>756.72</b>	<b>1,065.36</b>	<b>(308.64)</b>
INTL BUSINESS MACHINES	6.0000	07/25/08	09/09/09			700.29	770.39	(70.10)
JOHNSON AND JOHNSON COM	14.0000	07/25/08	08/25/09			854.26	965.03	(110.77)
KROGER CO	9.0000	05/22/07	05/15/09			197.53	266.73	(69.20)
	9.0000	05/22/07	06/23/09			196.89	266.74	(69.85)
	13.0000	05/22/07	07/09/09			278.60	385.29	(106.69)
	17.0000	05/22/07	08/03/09			365.92	503.85	(137.93)
	11.0000	07/25/08	08/10/09			230.74	301.06	(70.32)
<b>Security Subtotal</b>						<b>1,269.68</b>	<b>1,723.67</b>	<b>(453.99)</b>
LOCKHEED MARTIN CORP	2.0000	04/11/07	04/23/09			152.22	193.86	(41.64)
	4.0000	04/11/07	10/19/09			307.88	387.73	(79.85)
	8.0000	07/25/08	10/19/09			615.79	839.78	(223.99)
<b>Security Subtotal</b>						<b>1,075.89</b>	<b>1,421.37</b>	<b>(345.48)</b>



Account No.  
88Q-04436

Taxpayer No.  
95-4608751

Page  
20 of 37

WILLISON FAMILY CHAR FOUNDATN

2009 ANNUAL STATEMENT SUMMARY

2009 CAPITAL GAIN AND LOSS TRANSACTIONS

Security Description	Quantity	Date Acquired Cover of Short	Date Liquidated Short Sale	Year-to-Date	Amortization/Accretion Life-to-Date	Sales Price	Cost Basis	Gain or (Loss)
METLIFE INC COM	13.0000	02/27/08	03/12/09			193.77	797.19	(603.42)
	2.0000	03/19/08	05/15/09			58.77	117.56	(58.79)
	7.0000	03/26/08	05/15/09			205.73	423.49	(217.76)
	5.0000	03/26/08	08/10/09			182.42	302.51	(120.09)
	2.0000	07/25/08	08/10/09			72.96	103.88	(30.92)
<b>Security Subtotal</b>						<b>713.65</b>	<b>1,744.63</b>	<b>(1,030.98)</b>
NESTLE S A REP RG SH ADR	23.0000	07/25/08	09/09/09			950.27	980.94	(30.67)
PUB SVC ENTERPRISE GRP	33.0000	07/25/08	10/19/09			1,041.48	1,371.79	(330.31)
STAPLES INC	15.0000	07/25/08	08/03/09			320.35	336.13	(15.78)
TRAVELERS COS INC	1.0000	12/28/06	04/23/09			39.50	54.19	(14.69)
	3.0000	04/11/07	04/23/09			118.52	158.63	(40.11)
	5.0000	04/11/07	04/29/09			211.11	264.40	(53.29)
	13.0000	04/11/07	05/15/09			515.80	687.44	(171.64)
	11.0000	04/11/07	08/10/09			515.23	581.68	(66.45)
<b>Security Subtotal</b>						<b>1,400.16</b>	<b>1,746.34</b>	<b>(346.18)</b>
ACE LIMITED	4.0000	09/25/08	10/26/09			218.47	232.53	(14.06)
<b>Long Term Capital Losses Subtotal</b>						<b>12,764.45</b>	<b>17,097.68</b>	<b>(4,333.23)</b>
<b>NET LONG TERM CAPITAL GAIN (LOSS)</b>								<b>(4,110.70)</b>
<b>OTHER TRANSACTIONS</b>								
TIME WARNER INC SHS	.0000	04/21/09	04/21/09			7.31	N/A	N/A
TIME WARNER CABLE INC	.0000	04/27/09	04/27/09			16.69	N/A	N/A
<b>Other Transactions Subtotal</b>						<b>24.00</b>		



Account No.  
88Q-04436

Taxpayer No.  
95-4608751

Page  
21 of 37

WILLISON FAMILY CHAR FOUNDATN

2009 ANNUAL STATEMENT SUMMARY

2009 CAPITAL GAIN AND LOSS TRANSACTIONS

Security Description	Quantity	Date Acquired	Date Liquidated	Year-to-Date	Amortization/Accretion	Life-to-Date	Sales Price	Cost Basis	Gain or (Loss)
TOTAL CAPITAL GAINS AND LOSSES							46,344.03	63,136.60	(16,816.57)
TOTAL REPORTABLE GROSS PROCEEDS							46,344.03		
DIFFERENCE							0.00*		

Note: Capital gains and losses in this statement are not reported to the IRS.

\* Difference reflects items that are included in the reportable gross proceeds section of your statement but are not included in the gain/loss section (e.g., liquidation of fractional shares and the proceeds from certain tender offers). It also reflects items that are included in the gain/loss section of your statement but not in the reportable gross proceeds section (e.g., option premium received).

W/A - Results which cannot be calculated because of insufficient data in the Capital Gain or (Loss) Column and are not included in the realized capital gain and loss summary.

REALIZED CAPITAL GAIN AND LOSS SUMMARY

	SHORT TERM GAINS	SHORT TERM LOSSES	LONG TERM GAINS	LONG TERM LOSSES
TOTAL	1,961.95	(14,667.82)	222.53	(4,333.23)



Account No.  
88Q-04398

Taxpayer No.  
95-4608751

Page  
10 of 29

WILLISON FAMILY CHAR FOUNDATN

2009 ANNUAL STATEMENT SUMMARY

Your Tax Reporting Statement information that follows is a personal summary of your account activity and is not reported to the IRS.

The Capital Gain and Loss Transaction section is provided to facilitate your review and may not include return of capital, sales load deferral, or wash sales adjustments. RICs (which may include mutual funds and unit investment trusts) may reclassify principal distributions as capital gains. The cost basis for these securities may not have been adjusted on your statement to reflect such reclassifications. Please refer to information provided by the RIC and discuss with your tax advisor. Securities distributed from a retirement account reflect the tax basis on the date of distribution. Other methods for calculating gain (loss) are available. The cost basis for most Original Issue Discount ("OID") obligations includes the accretion of OID. For purposes of allocating original purchase price to the components of an equity unit consisting of a purchase contract and a debt security subject to a remarketing event, we assumed the fair market value of the debt security on purchase date was equal to its adjusted issue price. The difference between your original cost and the amount allocable to the debt component was allocated to the purchase contract. In making adjustments to the cost basis of the purchase contract, it was assumed that the unit holder included contract adjustment payments in income received. In calculating gain (loss), unless otherwise noted, it was assumed that the oldest position was liquidated first, and that an election was in effect to amortize premium paid on the purchase of taxable bonds.

Dividend and Interest details are repeated in the following pages for your convenience. Additionally, we have included items such as margin interest and select account fees if applicable. Please discuss the deductibility of these items with your tax advisor. For select clients, we have also included a summary of Visa charges and checking activity.

Merrill Lynch is neither a tax return preparer or tax advisor. Please see your tax advisor for more information.

2009 CAPITAL GAIN AND LOSS TRANSACTIONS

Security Description	Quantity	Date Acquired		Date Liquidated	Amortization/Accretion	Year-to-Date	Life-to-Date	Sales Price	Cost Basis	Gain or (Loss)
		Cover of Short	Short Sale							
<b>SHORT TERM CAPITAL GAINS</b>										
GEMALTO SHS	28.0000	03/16/09	04/27/09					435.42	337.72	97.70
NOVARTIS ADR	11.0000	02/13/09	12/02/09					618.80	470.85	147.95
NEWMONT MINING CORP	9.0000	03/18/09	10/28/09					374.73	323.11	51.62
NOKIA CORP SPON ADR	22.0000	01/30/09	04/23/09					328.48	269.16	59.32
ROHM CO LTD SHS	6.0000	01/06/09	07/01/09					213.72	154.94	58.78
SOCIETE GENERAL SPN ADR	28.0000	10/20/08	10/01/09					436.97	317.01	119.96
	57.0000	11/09/09	11/09/09					45.28	45.28	0.00
		<b>Security Subtotal</b>						<b>482.25</b>	<b>362.29</b>	<b>119.96</b>
STORA ENSO OYJ SPD ADR	21.0000	04/03/09	08/20/09					140.02	77.12	62.90
	64.0000	04/03/09	09/14/09					464.68	235.07	229.61
		<b>Security Subtotal</b>						<b>604.70</b>	<b>312.19</b>	<b>292.51</b>



Account No.  
88Q-04398

Taxpayer No.  
95-4608751


Page  
11 of 29

WILLISON FAMILY CHAR FOUNDATN

2009 ANNUAL STATEMENT SUMMARY

2009 CAPITAL GAIN AND LOSS TRANSACTIONS

Security Description	Quantity	Date Acquired Cover of Short	Date Liquidated Short Sale	Amortization/Accretion Year-to-Date	Life-to-Date	Sales Price	Cost Basis	Gain or (Loss)
SUNCOR ENERGY INC NEW	13.0000	01/28/09	08/20/09			414.72	266.43	148.29
	4.0000	01/28/09	10/01/09			134.00	81.99	52.01
	9.0000	01/28/09	10/01/09			301.53	184.44	117.09
<b>Security Subtotal</b>						<b>850.25</b>	<b>532.86</b>	<b>317.39</b>
SUNCOR ENERGY INC NPV	2.0000	01/28/09	07/01/09			59.69	40.98	18.71
TDK CORP AMERN DEP SHR	4.0000	10/21/08	07/29/09			209.10	138.74	70.36
	9.0000	10/21/08	08/20/09			503.45	312.18	191.27
<b>Security Subtotal</b>						<b>712.55</b>	<b>450.92</b>	<b>261.63</b>
TECHNIP SP ADR	2.0000	11/18/08	07/27/09			122.50	52.90	69.60
<b>Short Term Capital Gains Subtotal</b>						<b>4,803.09</b>	<b>3,307.92</b>	<b>1,495.17</b>
<b>SHORT TERM CAPITAL LOSSES</b>								
ERICSSON LM TEL CL B ADR	54.0000	03/20/08	01/30/09			428.79	483.33	(54.54)
HACHIJUNI BANK LTD ADR	4.0000	05/30/08	03/16/09			223.58	273.78	(50.20)
LIHIR GOLD SP5D ADR	8.0000	06/13/08	05/15/09			183.74	212.88	(29.14)
	17.0000	06/13/08	05/28/09			442.08	452.37	(10.29)
<b>Security Subtotal</b>						<b>625.82</b>	<b>665.25</b>	<b>(39.43)</b>
LONMIN PLC SPON ADR	5.0000	08/01/08	04/02/09			110.50	231.74	(121.24)
	8.0000	09/23/08	04/02/09			176.82	379.07	(202.25)
<b>Security Subtotal</b>						<b>287.32</b>	<b>610.81</b>	<b>(323.49)</b>
PROMISE CO LTD ADR	37.0000	08/11/08	05/22/09			256.00	437.47	(181.47)
PETRO CANADA	12.0000	02/12/08	01/28/09			283.31	531.42	(248.11)
SILVER STD RES INC	18.0000	07/08/08	02/06/09			369.56	486.20	(116.64)



WILLISON FAMILY CHAR FOUNDATN

2009 ANNUAL STATEMENT SUMMARY

Account No.  
88Q-04398

Taxpayer No.  
95-4608751

Page  
12 of 29

2009 CAPITAL GAIN AND LOSS TRANSACTIONS

Security Description	Quantity	Date Acquired Cover of Short	Date Liquidated Short Sale	Year-to-Date Amortization/Accretion Life-to-Date	Sales Price	Cost Basis	Gain or (Loss)
SUNCOR ENERGY INC NPV	2.0000	07/23/08	03/16/09		48.08	107.64	(59.56)
	7.0000	07/23/08	07/01/09		208.89	376.76	(167.87)
<b>Security Subtotal</b>					<b>256.97</b>	<b>484.40</b>	<b>(227.43)</b>
TDK CORP AMERN DEP SHR	6.0000	07/02/08	01/20/09		227.31	364.62	(137.31)
	2.0000	07/02/08	07/01/09		93.81	121.55	(27.74)
	2.0000	07/25/08	07/01/09		93.81	123.81	(30.00)
<b>Security Subtotal</b>					<b>414.93</b>	<b>609.98</b>	<b>(195.05)</b>
<b>Short Term Capital Losses Subtotal</b>					<b>3,146.28</b>	<b>4,582.64</b>	<b>(1,436.36)</b>

NET SHORT TERM CAPITAL GAIN (LOSS)

58.81

LONG TERM CAPITAL GAINS

ANGLOGOLD ASHANTI LTD	1.0000	02/12/08	09/04/09		42.53	34.77	7.76
	6.0000	02/29/08	09/04/09		255.24	217.40	37.84
<b>Security Subtotal</b>					<b>297.77</b>	<b>252.17</b>	<b>45.60</b>
BARRICK GOLD CORPORATION	10.0000	03/17/06	02/12/09		389.91	270.00	119.91
	8.0000	03/17/06	10/20/09		303.15	216.00	87.15
	1.0000	11/10/06	10/20/09		37.90	29.32	8.58
	6.0000	11/10/06	11/18/09		263.02	175.95	87.07
	5.0000	03/20/08	11/18/09		219.19	215.29	3.90
<b>Security Subtotal</b>					<b>1,213.17</b>	<b>906.56</b>	<b>306.61</b>
ELECTROBRAS CENTRAIS ADR	9.0000	03/23/07	04/21/09		111.81	98.31	13.50
IVANHOE MINES LTD	25.0000	03/22/06	09/16/09		315.72	192.97	122.75
LIHIR GOLD SP5D ADR	6.0000	03/22/06	03/06/09		117.79	99.36	18.43
NEWCREST MNG LTD SPN ADR	11.0000	07/13/06	01/27/09		241.37	146.74	94.63



Account No.  
88Q-04398

Taxpayer No.  
95-4608751

Page  
13 of 29

WILLISON FAMILY CHAR FOUNDATN

2009 ANNUAL STATEMENT SUMMARY

2009 CAPITAL GAIN AND LOSS TRANSACTIONS

Security Description	Quantity	Date Acquired Cover of Short	Date Liquidated Short Sale	Year-to-Date Amortization/Accretion Life-to-Date	Sales Price	Cost Basis	Gain or (Loss)
NEWMONT MINING CORP	12.0000	05/29/07	02/09/09		492.59	469.95	22.64
	7.0000	05/29/07	02/27/09		294.58	274.13	20.45
	6.0000	05/29/07	03/20/09		264.96	234.97	29.99
	8.0000	05/29/07	07/06/09		314.22	313.30	0.92
	11.0000	05/29/07	08/14/09		446.67	430.81	15.86
	8.0000	08/15/07	08/14/09		324.86	319.68	5.18
	12.0000	08/15/07	10/28/09		499.62	479.52	20.10
		<b>Security Subtotal</b>			<b>2,637.50</b>	<b>2,522.36</b>	<b>115.14</b>
SIEMENS AG ADR	3.0000	09/29/08	10/29/09		287.04	279.87	7.17
		<b>Long Term Capital Gains Subtotal</b>			<b>5,222.17</b>	<b>4,498.34</b>	<b>723.83</b>
<b>LONG TERM CAPITAL LOSSES</b>							
ANGLOGOLD ASHANTI LTD	3.0000	10/20/06	02/17/09		94.26	120.06	(25.80)
	4.0000	10/02/07	02/17/09		125.69	174.61	(48.92)
	7.0000	10/02/07	02/25/09		230.08	305.59	(75.51)
	1.0000	10/02/07	03/16/09		34.15	43.66	(9.51)
	11.0000	02/12/08	03/16/09		375.67	382.42	(6.75)
		<b>Security Subtotal</b>			<b>859.85</b>	<b>1,026.34</b>	<b>(166.49)</b>
BP PLC SPON ADR	9.0000	02/22/07	10/27/09		521.68	556.03	(34.35)
DAIWA HOUSE IND LTD ADR	4.0000	10/19/07	01/27/09		368.11	489.43	(121.32)
	3.0000	11/20/07	06/15/09		302.48	356.56	(54.08)
		<b>Security Subtotal</b>			<b>670.59</b>	<b>845.99</b>	<b>(175.40)</b>
ELECTROBRAS CENTRAIS ADR	5.0000	05/24/07	04/21/09		62.13	65.15	(3.02)
ERICSSON LM TEL CL B ADR	6.0000	11/20/07	01/30/09		47.64	76.00	(28.36)
	48.0000	11/21/07	01/30/09		381.14	570.36	(189.22)
		<b>Security Subtotal</b>			<b>428.78</b>	<b>646.36</b>	<b>(217.58)</b>



WILLISON FAMILY CHAR FOUNDATN

2009 ANNUAL STATEMENT SUMMARY

Account No.  
88Q-04398

Taxpayer No.  
95-4608751

Page  
14 of 29

2009 CAPITAL GAIN AND LOSS TRANSACTIONS

Security Description	Quantity	Date Acquired Cover of Short	Date Liquidated Short Sale	Year-to-Date Life-to-Date	Amortization/Accretion Life-to-Date	Sales Price	Cost Basis	Gain or (Loss)
GOLD FIELDS SP ADR NEW	9.0000	01/31/07	01/30/09			96.51	149.95	(53.44)
	15.0000	03/02/07	01/30/09			160.87	253.79	(92.92)
	2.0000	05/09/07	01/30/09			21.45	35.58	(14.13)
	13.0000	05/09/07	03/06/09			144.45	231.33	(86.88)
	1.0000	05/09/07	03/13/09			12.28	17.80	(5.52)
	33.0000	05/17/07	03/13/09			405.29	561.94	(156.65)
	1.0000	11/07/07	03/13/09			12.29	18.19	(5.90)
	13.0000	11/07/07	03/18/09			159.51	236.51	(77.00)
	3.0000	01/29/08	03/18/09			36.81	44.58	(7.77)
		<b>Security Subtotal</b>				<b>1,049.46</b>	<b>1,549.67</b>	<b>(500.21)</b>
IMPALA PLATINUM SPON ADR	10.0000	08/19/08	09/11/09			246.72	269.60	(22.88)
KIRIN HOLDINGS LTD SP AD	38.0000	03/22/06	03/31/09			413.49	516.15	(102.66)
	79.0000	03/22/06	04/15/09			896.43	1,073.06	(176.63)
	29.0000	11/08/06	04/15/09			329.07	385.29	(56.22)
		<b>Security Subtotal</b>				<b>1,638.99</b>	<b>1,974.50</b>	<b>(335.51)</b>
KT CORP ADR	37.0000	03/22/06	01/06/09			578.10	768.49	(190.39)
	23.0000	03/22/06	04/09/09			329.77	477.71	(147.94)
	44.0000	03/22/06	05/15/09			634.47	913.88	(279.41)
	3.0000	03/22/06	12/03/09			50.28	62.32	(12.04)
	7.0000	05/01/07	12/03/09			117.33	158.55	(41.22)
	22.0000	01/22/08	12/03/09			368.77	528.31	(159.54)
	21.0000	05/13/08	12/03/09			352.01	457.03	(105.02)
		<b>Security Subtotal</b>				<b>2,430.73</b>	<b>3,366.29</b>	<b>(935.56)</b>
LIHIR GOLD SPSP ADR	1.0000	12/20/07	03/06/09			19.64	27.38	(7.74)
	6.0000	12/20/07	05/15/09			137.79	164.30	(26.51)
		<b>Security Subtotal</b>				<b>157.43</b>	<b>191.68</b>	<b>(34.25)</b>
LONMIN PLC SPON ADR	8.0000	03/22/06	03/10/09			134.66	371.01	(236.35)
	1.0000	03/22/06	04/02/09			22.10	46.38	(24.28)
	4.0000	09/27/07	04/02/09			88.40	273.62	(185.22)
		<b>Security Subtotal</b>				<b>245.16</b>	<b>691.01</b>	<b>(445.85)</b>

## WILLISON FAMILY CHAR FOUNDATN

## 2009 ANNUAL STATEMENT SUMMARY

## 2009 CAPITAL GAIN AND LOSS TRANSACTIONS

Security Description	Quantity	Date Acquired Cover of Short	Date Liquidated Short Sale	Year-to-Date	Amortization/Accretion Life-to-Date	Sales Price	Cost Basis	Gain or (Loss)
MAGNA INTL INC CL A VTG	7.0000	03/19/08	11/06/09			352.63	489.30	(136.67)
NOVAGOLD RESOURCES INC	16.0000	01/04/07	03/19/09			37.89	256.06	(218.17)
	14.0000	03/07/07	03/19/09			33.15	231.88	(198.73)
	19.0000	03/07/08	03/19/09			45.01	190.29	(145.28)
<b>Security Subtotal</b>						<b>116.05</b>	<b>678.23</b>	<b>(562.18)</b>
NEXEN INC CANADA COM	2.0000	09/25/07	06/03/09			50.94	59.68	(8.74)
	15.0000	09/28/07	06/03/09			382.10	457.17	(75.07)
<b>Security Subtotal</b>						<b>433.04</b>	<b>516.85</b>	<b>(83.81)</b>
PROMISE CO LTD ADR	15.0000	03/22/06	03/04/09			97.43	487.83	(390.40)
	11.0000	07/11/06	03/04/09			71.46	283.48	(212.02)
	25.0000	07/11/06	04/24/09			168.11	644.29	(476.18)
	11.0000	09/15/06	04/24/09			73.97	240.88	(166.91)
	4.0000	11/02/06	04/24/09			26.91	74.95	(48.04)
	16.0000	11/02/06	05/22/09			110.70	299.80	(189.10)
<b>Security Subtotal</b>						<b>548.58</b>	<b>2,031.23</b>	<b>(1,482.65)</b>
PETRO CANADA	5.0000	12/07/07	01/28/09			118.04	249.61	(131.57)
	10.0000	01/18/08	01/28/09			236.09	483.99	(247.90)
<b>Security Subtotal</b>						<b>354.13</b>	<b>733.60</b>	<b>(379.47)</b>
STORA ENSO OYJ SPD ADR	163.0000	03/22/06	08/05/09			1,050.54	2,552.57	(1,502.03)
	2.0000	03/22/06	08/20/09			13.33	30.76	(17.43)
	24.0000	04/24/08	08/20/09			160.01	281.86	(121.85)
	23.0000	05/30/08	08/20/09			153.35	273.24	(119.89)
<b>Security Subtotal</b>						<b>1,377.23</b>	<b>3,138.43</b>	<b>(1,761.20)</b>
SEKISUI HSE LD SPONS ADR	20.0000	03/22/06	01/28/09			171.85	292.19	(120.34)
	22.0000	03/22/06	04/09/09			182.75	321.41	(138.66)
	7.0000	03/22/06	05/15/09			65.75	102.27	(36.52)
	12.0000	09/05/07	05/15/09			112.72	146.43	(33.71)
<b>Security Subtotal</b>						<b>533.07</b>	<b>862.30</b>	<b>(329.23)</b>



WILLISON FAMILY CHAR FOUNDATION

2009 ANNUAL STATEMENT SUMMARY

Account No.  
88Q-04398

Taxpayer No.  
95-4608751

Page  
16 of 29

2009 CAPITAL GAIN AND LOSS TRANSACTIONS

Security Description	Quantity	Date Acquired Cover of Short	Date Liquidated Short Sale	Year-to-Date	Amortization/Accretion Life-to-Date	Sales Price	Cost Basis	Gain or (Loss)
SANOFI AVENTIS SPON ADR	16.0000	09/21/07	01/21/09			494.45	680.62	(186.17)
	3.0000	09/21/07	10/28/09			115.35	127.62	(12.27)
	10.0000	10/02/07	10/28/09			384.54	424.49	(39.95)
<b>Security Subtotal</b>						<b>994.34</b>	<b>1,232.73</b>	<b>(238.39)</b>
SUNCOR ENERGY INC NPV	2.0000	03/17/06	03/11/09			48.04	75.24	(27.20)
	12.0000	03/17/06	03/16/09			288.44	451.51	(163.07)
	4.0000	01/17/08	03/16/09			96.14	182.29	(86.15)
<b>Security Subtotal</b>						<b>432.62</b>	<b>709.04</b>	<b>(276.42)</b>
TOPPAN PRGT LTD ADR	34.0000	03/22/06	12/24/09			1,411.02	2,310.18	(899.16)
TDK CORP AMERN DEP SHR	6.0000	07/25/08	07/29/09			313.65	371.46	(57.81)
TECHNIP SP ADR	5.0000	10/17/06	02/06/09			180.73	281.30	(100.57)
	3.0000	10/17/06	05/07/09			134.98	168.79	(33.81)
	2.0000	01/30/08	05/07/09			90.00	130.48	(40.48)
	1.0000	01/30/08	07/27/09			61.24	65.24	(4.00)
	8.0000	07/24/08	07/27/09			489.98	620.39	(130.41)
<b>Security Subtotal</b>						<b>956.93</b>	<b>1,266.20</b>	<b>(309.27)</b>
TOMKINS PLC SP ADR	44.0000	03/22/06	07/02/09			424.19	1,050.79	(626.60)
	14.0000	03/22/06	10/02/09			158.64	334.35	(175.71)
	27.0000	09/07/06	10/02/09			305.97	492.32	(186.35)
<b>Security Subtotal</b>						<b>888.80</b>	<b>1,877.46</b>	<b>(988.66)</b>
VODAFONE GROU PLC SP ADR	13.0000	05/25/06	11/24/09			294.70	328.58	(33.88)
<b>Long Term Capital Losses Subtotal</b>						<b>17,318.31</b>	<b>27,728.21</b>	<b>(10,409.90)</b>
<b>NET LONG TERM CAPITAL GAIN (LOSS)</b>						<b>620.06</b>	<b>498.114</b>	<b>121.92</b>
<b>TOTAL CAPITAL GAINS AND LOSSES</b>						<b>30,489.85</b>	<b>40,117.11</b>	<b>(9,627.26)</b>
<b>TOTAL REPORTABLE GROSS PROCEEDS</b>						<b>0.00</b>		<b>(9,504)</b>
<b>DIFFERENCE</b>						<b>620.06</b>		<b>31,110.06</b>

LT. other adjustment;  
Total SP: 31,110.06





WILLISON FAMILY CHAR FOUNDATN

2009 ANNUAL STATEMENT SUMMARY

Account No.  
88Q-04399

Taxpayer No.  
95-4608751

Page  
54 of 147

2009 CAPITAL GAIN AND LOSS TRANSACTIONS

Security Description	Quantity	Date Acquired Cover of Short	Date Liquidated Short Sale	Amortization/Accretion Year-to-Date	Life-to-Date	Sales Price	Cost Basis	Gain or (Loss)
AGL RESOURCES INC COM	3.0000	04/03/09	10/14/09			108.70	81.03	27.67
	3.0000	09/21/09	10/14/09			108.70	105.84	2.86
		<b>Security Subtotal</b>				<b>217.40</b>	<b>186.87</b>	<b>30.53</b>
AMAZON COM INC COM	1.0000	04/03/09	12/10/09			132.62	76.09	56.53
AMERICAN FINL GRP HLDGS	4.0000	12/08/08	11/10/09			99.75	86.78	12.97
	4.0000	06/29/09	11/10/09			99.75	85.51	14.24
	4.0000	06/30/09	11/10/09			99.76	86.28	13.48
	1.0000	07/01/09	11/10/09			24.95	22.26	2.69
	3.0000	07/01/09	11/16/09			75.24	66.79	8.45
	2.0000	07/02/09	11/16/09			50.16	44.08	6.08
	2.0000	07/02/09	12/02/09			48.40	44.09	4.31
	4.0000	07/06/09	12/02/09			96.82	86.26	10.56
		<b>Security Subtotal</b>				<b>594.83</b>	<b>522.05</b>	<b>72.78</b>
AMEREN CORP	4.0000	03/16/09	11/10/09			101.58	82.79	18.79
	3.0000	03/17/09	11/10/09			76.19	63.83	12.36
	3.0000	03/20/09	11/10/09			76.20	66.86	9.34
	1.0000	03/23/09	11/10/09			25.40	22.72	2.68
	2.0000	03/23/09	11/17/09			51.72	45.46	6.26
	3.0000	04/03/09	11/17/09			77.58	70.13	7.45
	4.0000	04/13/09	11/17/09			103.46	90.49	12.97
		<b>Security Subtotal</b>				<b>512.13</b>	<b>442.28</b>	<b>69.85</b>
AMERICAN TOWER CORP CL A	5.0000	11/11/08	03/11/09			145.04	143.01	2.03
	2.0000	11/18/08	03/11/09			58.03	48.94	9.09
	1.0000	11/18/08	03/16/09			29.32	24.48	4.84
	5.0000	11/21/08	03/16/09			146.60	99.63	46.97
		<b>Security Subtotal</b>				<b>378.99</b>	<b>316.06</b>	<b>62.93</b>
ALLEGHENY TECH INC	4.0000	01/23/09	04/17/09			115.47	90.14	25.33
	5.0000	01/29/09	04/22/09			149.36	119.14	30.22
	6.0000	02/04/09	04/24/09			187.91	142.18	45.73
	1.0000	01/29/09	04/24/09			31.31	23.83	7.48



WILLISON FAMILY CHAR FOUNDATN

2009 ANNUAL STATEMENT SUMMARY


2009 CAPITAL GAIN AND LOSS TRANSACTIONS

Security Description	Quantity	Date Acquired Cover of Short	Date Liquidated Short Sale	Year-to-Date	Amortization/Accretion Life-to-Date	Sales Price	Cost Basis	Gain or (Loss)
ALLEGHENY TECH INC	5.0000	02/11/09	04/27/09			150.06	121.62	28.44
	4.0000	02/17/09	04/29/09			123.64	91.73	31.91
	1.0000	02/23/09	04/29/09			30.91	20.90	10.01
	3.0000	02/23/09	05/04/09			105.89	62.70	43.19
	3.0000	02/24/09	05/05/09			108.31	62.64	45.67
	1.0000	02/24/09	05/07/09			37.44	20.89	16.55
	1.0000	03/20/09	05/07/09			37.45	21.44	16.01
	2.0000	03/20/09	05/11/09			74.71	42.89	31.82
	1.0000	03/20/09	05/11/09			36.41	21.45	14.96
			<b>Security Subtotal</b>			<b>1,188.87</b>	<b>841.55</b>	<b>347.32</b>
AEROPOSTALE INC	3.0000	04/15/09	08/03/09			109.58	89.11	20.47
	3.0000	04/17/09	08/04/09			113.04	91.44	21.60
	3.0000	04/22/09	08/07/09			108.74	95.76	12.98
	3.0000	04/24/09	08/11/09			107.87	98.74	9.13
			<b>Security Subtotal</b>			<b>439.23</b>	<b>375.05</b>	<b>64.18</b>
AMERIPRISE FINL INC	5.0000	08/31/09	10/15/09			183.33	149.91	33.42
	5.0000	09/04/09	10/15/09			183.33	143.95	39.38
			<b>Security Subtotal</b>			<b>366.66</b>	<b>293.86</b>	<b>72.80</b>
AT& T INC	43.0000	05/11/09	11/12/09			1,131.87	1,092.35	39.52
	24.0000	06/29/09	11/12/09			631.75	600.12	31.63
	25.0000	06/30/09	11/16/09			664.52	619.12	45.40
	10.0000	06/30/09	11/17/09			262.41	247.66	14.75
	19.0000	07/15/09	11/17/09			498.58	451.48	47.10
	4.0000	07/21/09	11/19/09			104.39	98.60	5.79
	6.0000	07/29/09	11/19/09			156.59	153.61	2.98
	4.0000	08/03/09	11/19/09			104.39	104.20	0.19
	34.0000	09/17/09	11/24/09			921.28	896.52	24.76
	9.0000	10/20/09	11/24/09			243.87	234.33	9.54
		<b>Security Subtotal</b>			<b>4,719.65</b>	<b>4,497.99</b>	<b>221.66</b>	

Account No.  
88Q-04399

Taxpayer No.  
95-4608751

Page  
55 of 147



WILLISON FAMILY CHAR FOUNDATN

2009 ANNUAL STATEMENT SUMMARY

Account No.  
88Q-04399

Taxpayer No.  
95-4608751

Page  
56 of 147

2009 CAPITAL GAIN AND LOSS TRANSACTIONS

Security Description	Quantity	Date Acquired Cover of Short	Date Liquidated Short Sale	Amortization/Accretion Year-to-Date	Life-to-Date	Sales Price	Cost Basis	Gain or (Loss)
AGCO CORP COM	2.0000	10/23/08	01/05/09			52.63	49.68	2.95
	1.0000	10/23/08	01/08/09			26.41	24.85	1.56
	2.0000	11/21/08	01/08/09			52.83	43.88	8.95
	1.0000	11/21/08	01/12/09			23.96	21.95	2.01
<b>Security Subtotal</b>						<b>155.83</b>	<b>140.36</b>	<b>15.47</b>
AMN ELEC POWER CO	1.0000	12/15/08	01/13/09			31.98	29.40	2.58
	5.0000	12/18/08	01/13/09			159.91	154.81	5.10
<b>Security Subtotal</b>						<b>191.89</b>	<b>184.21</b>	<b>7.68</b>
AMGEN INC COM PV \$0.0001	2.0000	04/03/09	08/03/09			123.73	92.58	31.15
	4.0000	04/03/09	08/31/09			238.74	185.16	53.58
	3.0000	07/07/09	09/17/09			179.61	156.63	22.98
	9.0000	07/09/09	09/17/09			538.85	521.06	17.79
	8.0000	07/14/09	09/17/09			478.98	468.13	10.85
	6.0000	07/15/09	09/17/09			359.25	346.65	12.60
	4.0000	04/03/09	09/17/09			239.48	185.17	54.31
	6.0000	04/17/09	09/17/09			359.22	283.18	76.04
	5.0000	05/04/09	09/17/09			299.35	243.00	56.35
	4.0000	05/13/09	09/17/09			239.48	192.98	46.50
	3.0000	07/01/09	09/17/09			179.61	159.08	20.53
	4.0000	07/06/09	09/17/09			239.48	204.60	34.88
<b>Security Subtotal</b>						<b>3,475.78</b>	<b>3,038.22</b>	<b>437.56</b>
APACHE CORP	3.0000	06/24/09	09/24/09			273.97	216.23	57.74
	2.0000	06/24/09	11/04/09			195.58	144.16	51.42
	3.0000	06/24/09	11/09/09			301.79	216.24	85.55
	5.0000	06/24/09	12/07/09			467.93	360.40	107.53
	1.0000	07/01/09	12/08/09			92.82	73.34	19.48
	1.0000	06/24/09	12/08/09			92.81	72.09	20.72
	2.0000	06/30/09	12/08/09			185.63	146.01	39.62
<b>Security Subtotal</b>						<b>1,610.53</b>	<b>1,228.47</b>	<b>382.06</b>



Account No.  
88Q-04399

Taxpayer No.  
95-4608751

Page  
57 of 147

WILLISON FAMILY CHAR FOUNDATN

2009 ANNUAL STATEMENT SUMMARY

2009 CAPITAL GAIN AND LOSS TRANSACTIONS

Security Description	Quantity	Date Acquired		Date Liquidated		Amortization/Accretion	Year-to-Date	Life-to-Date	Sales Price	Cost Basis	Gain or (Loss)
		Cover of Short	Short Sale	Short Sale	Year-to-Date						
APPLE INC	6.0000	04/17/09	06/29/09						854.16	729.68	124.48
	6.0000	04/22/09	06/29/09						854.17	746.73	107.44
	3.0000	04/23/09	06/30/09						426.94	372.81	54.13
	3.0000	04/24/09	06/30/09						426.95	371.71	55.24
	1.0000	04/22/09	06/30/09						142.31	124.46	17.85
	2.0000	04/27/09	06/30/09						284.64	248.75	35.89
	1.0000	04/27/09	07/06/09						137.76	124.38	13.38
	2.0000	04/27/09	07/09/09						273.35	248.76	24.59
	1.0000	04/27/09	07/22/09						157.93	124.39	33.54
	2.0000	05/26/09	07/23/09						314.99	256.22	58.77
	1.0000	05/26/09	07/24/09						157.90	128.11	29.79
	5.0000	05/26/09	07/27/09						799.52	640.56	158.96
	1.0000	05/26/09	07/30/09						164.14	128.12	36.02
		<b>Security Subtotal</b>							<b>4,994.76</b>	<b>4,244.68</b>	<b>750.08</b>
ARCHER DANIELS MIDLD	14.0000	11/03/08	03/11/09						391.52	297.71	93.81
	3.0000	11/03/08	04/24/09						71.92	63.80	8.12
	1.0000	11/06/08	04/24/09						23.98	21.99	1.99
	12.0000	11/06/08	04/27/09						289.99	263.99	26.00
	3.0000	11/10/08	04/27/09						72.50	72.48	0.02
	13.0000	11/10/08	04/29/09						316.20	314.11	2.09
	10.0000	11/10/08	05/04/09						254.90	241.64	13.26
	1.0000	11/11/08	05/04/09						25.49	23.23	2.26
	10.0000	11/11/08	05/05/09						236.44	232.32	4.12
	1.0000	11/21/08	05/05/09						23.65	23.21	0.44
	8.0000	11/11/08	05/06/09						192.83	185.87	6.96
	1.0000	11/11/08	05/06/09						24.11	23.23	0.88
	7.0000	11/21/08	05/07/09						174.31	162.47	11.84
	8.0000	11/21/08	05/26/09						216.26	185.70	30.56
	2.0000	11/24/08	05/26/09						54.07	52.38	1.69
	7.0000	11/24/08	06/15/09						197.44	183.35	14.09
	4.0000	12/01/08	06/15/09						112.83	104.35	8.48
	3.0000	12/01/08	06/29/09						81.80	78.28	3.52
	2.0000	12/04/08	06/29/09						54.54	51.13	3.41



WILLISON FAMILY CHAR FOUNDATN

Account No.  
88Q-04399


Taxpayer No.  
95-4608751

Page  
58 of 147

2009 ANNUAL STATEMENT SUMMARY

2009 CAPITAL GAIN AND LOSS TRANSACTIONS

Security Description	Quantity	Date Acquired Cover of Short	Date Liquidated Short Sale	Year-to-Date Amortization/Accretion Life-to-Date	Sales Price	Cost Basis	Gain or (Loss)
ARCHER DANIELS MIDLD	4.0000	12/04/08	06/30/09		108.17	102.26	5.91
	3.0000	12/04/08	07/01/09		83.27	76.70	6.57
	6.0000	10/06/09	10/14/09		180.29	176.12	4.17
		<b>Security Subtotal</b>			<b>3,186.51</b>	<b>2,936.32</b>	<b>250.19</b>
AON CORP	5.0000	06/30/09	09/29/09		207.32	188.73	18.59
COM	4.0000	07/06/09	09/29/09		165.87	148.04	17.83
	2.0000	07/07/09	09/29/09		82.93	74.60	8.33
	2.0000	07/09/09	09/29/09		82.94	73.92	9.02
	4.0000	07/01/09	09/29/09		165.86	151.42	14.44
		<b>Security Subtotal</b>			<b>704.92</b>	<b>636.71</b>	<b>68.21</b>
ARROW ELECTRONICS	4.0000	01/07/09	05/05/09		93.63	81.16	12.47
	2.0000	01/07/09	05/06/09		46.87	40.59	6.28
	2.0000	01/29/09	05/06/09		46.88	39.25	7.63
	2.0000	01/29/09	05/07/09		45.20	39.25	5.95
	2.0000	02/17/09	05/07/09		45.20	36.60	8.60
	2.0000	02/17/09	05/11/09		44.51	36.60	7.91
	2.0000	03/24/09	05/11/09		44.51	38.92	5.59
	2.0000	03/24/09	05/22/09		44.71	38.92	5.79
		<b>Security Subtotal</b>			<b>411.51</b>	<b>351.29</b>	<b>60.22</b>
AVERY DENNISON CORP	3.0000	02/23/09	04/13/09		76.88	61.18	15.70
	1.0000	02/23/09	04/17/09		27.37	20.40	6.97
		<b>Security Subtotal</b>			<b>104.25</b>	<b>81.58</b>	<b>22.67</b>
AVNET INC	4.0000	01/29/09	05/04/09		91.02	80.58	10.44
	4.0000	02/04/09	05/05/09		90.20	78.04	12.16
	1.0000	02/04/09	05/06/09		22.52	19.51	3.01
	3.0000	02/17/09	05/06/09		67.56	56.01	11.55
	1.0000	02/17/09	05/07/09		21.63	18.67	2.96
	3.0000	03/11/09	05/07/09		64.91	48.51	16.40



WILLISON FAMILY CHAR FOUNDATN

2009 ANNUAL STATEMENT SUMMARY

2009 CAPITAL GAIN AND LOSS TRANSACTIONS

Security Description	Quantity	Date Acquired Cover of Short	Date Liquidated Short Sale	Year-to-Date Amortization/Accretion Life-to-Date	Sales Price	Cost Basis	Gain or (Loss)
AVNET INC	2.0000	03/11/09	05/11/09		43.64	32.35	11.29
	2.0000	03/23/09	05/11/09		43.65	35.23	8.42
	2.0000	03/23/09	05/15/09		42.29	35.24	7.05
<b>Security Subtotal</b>					<b>487.42</b>	<b>404.14</b>	<b>83.28</b>
BURLNGTN N SNTA FE\$0.01	4.0000	03/16/09	04/03/09		262.29	231.51	30.78
	4.0000	03/20/09	04/03/09		262.29	225.88	36.41
	1.0000	03/20/09	04/08/09		63.75	56.48	7.27
	4.0000	03/23/09	04/08/09		255.00	233.40	21.60
	1.0000	03/23/09	04/15/09		67.59	58.36	9.23
	4.0000	03/24/09	04/15/09		270.38	241.10	29.28
<b>Security Subtotal</b>					<b>1,181.30</b>	<b>1,046.73</b>	<b>134.57</b>
BROADCOM CORP CALIF CL A	4.0000	04/29/09	08/05/09		113.39	93.86	19.53
	4.0000	04/29/09	08/07/09		111.51	93.87	17.64
<b>Security Subtotal</b>					<b>224.90</b>	<b>187.73</b>	<b>37.17</b>
BUNGE LIMITED	2.0000	04/08/09	05/19/09		114.57	112.68	1.89
BIOGEN IDEC INC	2.0000	07/20/09	11/12/09		93.16	93.07	0.09
	2.0000	07/20/09	11/16/09		93.34	93.08	0.26
<b>Security Subtotal</b>					<b>186.50</b>	<b>186.15</b>	<b>0.35</b>
BB&T CORPORATION	8.0000	01/29/09	04/27/09		181.96	174.90	7.06
	8.0000	02/04/09	04/27/09		181.97	150.46	31.51
	5.0000	02/04/09	05/05/09		125.25	94.04	31.21
	10.0000	02/11/09	05/05/09		250.53	173.32	77.21
	2.0000	02/11/09	05/07/09		53.60	34.67	18.93
	5.0000	03/25/09	05/07/09		134.01	88.26	45.75
	2.0000	03/25/09	05/07/09		50.23	35.31	14.92
	2.0000	03/27/09	05/07/09		50.23	36.08	14.15
	2.0000	03/27/09	05/11/09		49.90	36.09	13.81
<b>Security Subtotal</b>					<b>1,077.68</b>	<b>823.13</b>	<b>254.55</b>
BIG LOTS INC COM	7.0000	10/15/09	12/08/09		198.92	190.98	7.94



WILLISON FAMILY CHAR FOUNDATN

2009 ANNUAL STATEMENT SUMMARY

2009 CAPITAL GAIN AND LOSS TRANSACTIONS

Security Description	Quantity	Date Acquired Cover of Short	Date Liquidated Short Sale	Amortization/Accretion Year-to-Date	Life-to-Date	Sales Price	Cost Basis	Gain or (Loss)
BANK NEW YORK MELLON	13.0000	12/15/08	03/24/09			358.93	335.62	23.31
	9.0000	12/22/08	03/24/09			248.50	242.06	6.44
	5.0000	02/17/09	03/24/09			138.06	120.76	17.30
	5.0000	02/17/09	03/25/09			131.72	120.76	10.96
	7.0000	02/20/09	03/25/09			184.43	160.36	24.07
	7.0000	02/20/09	03/26/09			193.21	160.37	32.84
	23.0000	05/04/09	05/07/09			723.70	615.25	108.45
	9.0000	05/05/09	05/07/09			283.20	248.47	34.73
	1.0000	05/05/09	05/11/09			30.80	27.61	3.19
			<b>Security Subtotal</b>			<b>2,292.55</b>	<b>2,031.26</b>	<b>261.29</b>
BERRY PETE SF CALIF CL A	5.0000	05/05/09	05/11/09			87.51	85.93	1.58
BEST BUY CO INC	4.0000	05/13/09	08/04/09			153.92	140.85	13.07
	3.0000	05/13/09	08/05/09			112.20	105.64	6.56
	3.0000	05/13/09	08/07/09			115.76	105.64	10.12
			<b>Security Subtotal</b>			<b>381.88</b>	<b>352.13</b>	<b>29.75</b>
BOEING COMPANY	3.0000	10/07/08	09/21/09			159.07	154.45	4.62
	6.0000	10/20/08	09/21/09			318.14	273.35	44.79
	3.0000	10/22/08	09/21/09			159.07	128.73	30.34
	4.0000	10/28/08	09/21/09			212.10	179.30	32.80
	3.0000	11/03/08	09/22/09			158.05	154.61	3.44
	2.0000	11/21/08	09/22/09			105.37	76.26	29.11
		<b>Security Subtotal</b>			<b>1,111.80</b>	<b>966.70</b>	<b>145.10</b>	
BRISTOL-MYERS SQUIBB CO	6.0000	04/13/09	08/03/09			130.63	121.67	8.96
	9.0000	04/15/09	08/03/09			195.96	180.55	15.41
	10.0000	04/24/09	08/03/09			217.73	201.80	15.93
	2.0000	04/27/09	08/03/09			43.55	41.10	2.45
	6.0000	04/27/09	08/07/09			131.42	123.32	8.10
	15.0000	06/30/09	08/07/09			328.56	304.58	23.98
	9.0000	07/01/09	08/07/09			197.13	182.12	15.01



Account No.  
88Q-04399

Taxpayer No.  
95-4608751

Page  
61 of 147

WILLISON FAMILY CHAR FOUNDATN

2009 ANNUAL STATEMENT SUMMARY

2009 CAPITAL GAIN AND LOSS TRANSACTIONS

Security Description	Quantity	Date Acquired Cover of Short	Date Liquidated Short Sale	Year-to-Date	Amortization/Accretion Life-to-Date	Sales Price	Cost Basis	Gain or (Loss)
BRISTOL-MYERS SQUIBB CO	9,000	07/06/09	08/07/09			197.14	176.54	20.60
	4,000	07/09/09	08/07/09			87.61	78.12	9.49
	5,000	07/22/09	08/07/09			109.53	100.85	8.68
		<b>Security Subtotal</b>				<b>1,639.26</b>	<b>1,510.65</b>	<b>128.61</b>
CSX CORP	5,000	04/08/09	11/25/09			240.54	141.06	99.48
	9,000	01/12/09	11/25/09			432.97	295.22	137.75
	6,000	04/08/09	12/02/09			291.85	169.29	122.56
	1,000	05/06/09	12/02/09			48.65	31.56	17.09
	4,000	05/06/09	12/04/09			199.31	126.28	73.03
	4,000	06/15/09	12/08/09			191.12	139.70	51.42
	2,000	06/15/09	12/14/09			98.47	69.85	28.62
		<b>Security Subtotal</b>				<b>1,502.91</b>	<b>972.96</b>	<b>529.95</b>
CAPITAL ONE FINL	13,000	01/29/09	05/15/09			324.45	241.59	82.86
	8,000	02/04/09	05/18/09			201.82	116.73	85.09
	1,000	02/11/09	05/18/09			25.23	13.09	12.14
	6,000	02/11/09	05/22/09			132.49	78.59	53.90
	8,000	11/09/09	12/14/09			322.92	309.96	12.96
	3,000	11/25/09	12/16/09			121.43	116.72	4.71
	4,000	12/02/09	12/16/09			161.92	154.84	7.08
	2,000	12/04/09	12/17/09			79.80	75.81	3.99
	1,000	12/02/09	12/17/09			39.89	38.71	1.18
	3,000	12/04/09	12/18/09			117.74	113.73	4.01
	5,000	12/08/09	12/22/09			193.21	186.69	6.52
	<b>Security Subtotal</b>				<b>1,720.90</b>	<b>1,446.46</b>	<b>274.44</b>	
CAMPBELL SOUP CO	4,000	06/30/09	12/22/09			134.63	117.61	17.02
	4,000	07/07/09	12/22/09			134.64	119.07	15.57
	<b>Security Subtotal</b>				<b>269.27</b>	<b>236.68</b>	<b>32.59</b>	
CONSOLIDATED EDISON INC	7,000	06/04/09	06/29/09			261.30	249.34	11.96



WILLISON FAMILY CHAR FOUNDATN

2009 ANNUAL STATEMENT SUMMARY

2009 CAPITAL GAIN AND LOSS TRANSACTIONS

Security Description	Quantity	Date Acquired Cover of Short	Date Liquidated Short Sale	Year-to-Date Amortization/Accretion Life-to-Date	Sales Price	Cost Basis	Gain or (Loss)
CARNIVAL CORP PAIRED SHS	4.0000	11/06/08	04/03/09		100.31	91.64	8.67
	3.0000	11/10/08	04/03/09		75.25	65.47	9.78
	8.0000	11/10/08	04/08/09		191.26	174.62	16.64
	2.0000	11/11/08	04/08/09		47.82	41.31	6.51
	7.0000	11/11/08	04/13/09		175.78	144.60	31.18
	6.0000	12/01/08	04/13/09		150.67	119.40	31.27
	2.0000	12/01/08	04/15/09		50.67	39.80	10.87
	9.0000	12/04/08	04/15/09		228.02	189.63	38.39
	2.0000	12/04/08	04/17/09		54.22	42.14	12.08
	7.0000	12/08/08	04/17/09		189.80	153.93	35.87
	2.0000	12/08/08	04/22/09		53.79	43.98	9.81
	7.0000	12/12/08	04/22/09		188.29	149.58	38.71
	3.0000	12/12/08	04/23/09		81.62	64.11	17.51
	3.0000	12/15/08	04/23/09		81.63	63.73	17.90
	5.0000	12/15/08	04/24/09		140.23	106.23	34.00
	3.0000	12/18/08	04/27/09		74.64	70.38	4.26
	3.0000	12/18/08	04/29/09		79.50	70.38	9.12
1.0000	12/18/08	05/04/09		26.65	23.46	3.19	
7.0000	06/15/09	08/11/09		205.86	161.45	44.41	
	<b>Security Subtotal</b>			<b>2,196.01</b>	<b>1,815.84</b>	<b>380.17</b>	
CHILDRENS PL RETL STRS	3.0000	06/29/09	08/03/09		98.85	79.18	19.67
	3.0000	06/30/09	08/11/09		97.73	79.18	18.55
		<b>Security Subtotal</b>			<b>196.58</b>	<b>158.36</b>	<b>38.22</b>
CORINTHIAN COLLEGES INC	5.0000	09/29/08	08/07/09		79.76	78.29	1.47
	2.0000	09/29/08	08/11/09		32.64	31.32	1.32
	4.0000	10/22/08	08/11/09		65.30	52.88	12.42
	2.0000	10/22/08	08/18/09		31.91	26.44	5.47
		<b>Security Subtotal</b>			<b>209.61</b>	<b>188.93</b>	<b>20.68</b>
COACH INC	3.0000	06/24/09	08/04/09		88.22	77.35	10.87
	3.0000	06/24/09	08/06/09		87.56	77.36	10.20
		<b>Security Subtotal</b>			<b>175.78</b>	<b>154.71</b>	<b>21.07</b>



WILLISON FAMILY CHAR FOUNDATN

2009 ANNUAL STATEMENT SUMMARY

Account No.  
88Q-04399

Taxpayer No.  
95-4608751

Page  
63 of 147

2009 CAPITAL GAIN AND LOSS TRANSACTIONS

Security Description	Quantity	Date Acquired Cover of Short	Date Liquidated Short Sale	Year-to-Date Life-to-Date	Amortization/Accretion	Sales Price	Cost Basis	Gain or (Loss)
CHEVRON CORP	6.0000	02/04/09	10/20/09			464.06	429.35	34.71
CONOCOPHILLIPS	21.0000	04/29/09	05/04/09			915.72	864.67	51.05
	14.0000	04/29/09	06/15/09			604.53	576.45	28.08
	6.0000	06/29/09	09/21/09			276.69	254.27	22.42
	7.0000	06/29/09	09/28/09			319.98	296.65	23.33
	2.0000	06/29/09	10/05/09			95.17	84.75	10.42
		<b>Security Subtotal</b>				<b>2,212.09</b>	<b>2,076.79</b>	<b>135.30</b>
CATERPILLAR INC DEL	3.0000	10/17/08	01/05/09			139.86	122.68	17.18
	1.0000	10/17/08	01/07/09			43.98	40.90	3.08
	5.0000	10/22/08	01/07/09			219.92	182.81	37.11
		<b>Security Subtotal</b>				<b>403.76</b>	<b>346.39</b>	<b>57.37</b>
CIMAREX ENERGY CO	3.0000	06/18/09	09/16/09			129.21	92.11	37.10
	4.0000	06/19/09	09/16/09			172.29	121.52	50.77
	3.0000	06/24/09	09/16/09			129.23	85.25	43.98
		<b>Security Subtotal</b>				<b>430.73</b>	<b>298.88</b>	<b>131.85</b>
CAPELLA ED CO	2.0000	03/16/09	06/30/09			119.57	93.23	26.34
CHIPOTLE MEXICAN GR CL B	1.0000	06/15/09	08/04/09			82.49	71.06	11.43
	1.0000	06/15/09	08/11/09			80.13	71.06	9.07
		<b>Security Subtotal</b>				<b>162.62</b>	<b>142.12</b>	<b>20.50</b>
CHESAPEAKE ENERGY OKLA	10.0000	08/06/09	10/15/09			287.63	245.37	42.26
	8.0000	08/18/09	10/15/09			230.11	181.08	49.03
		<b>Security Subtotal</b>				<b>517.74</b>	<b>426.45</b>	<b>91.29</b>
CIGNA CORP	6.0000	06/30/09	10/28/09			166.52	144.19	22.33
	3.0000	07/02/09	10/28/09			83.27	71.64	11.63
	1.0000	07/02/09	11/05/09			30.07	23.88	6.19
	2.0000	07/15/09	11/05/09			60.16	48.82	11.34
		<b>Security Subtotal</b>				<b>340.02</b>	<b>288.53</b>	<b>51.49</b>



Account No.  
88Q-04399

Taxpayer No.  
95-4608751

Page  
64 of 147

WILLISON FAMILY CHAR FOUNDATN

2009 ANNUAL STATEMENT SUMMARY

2009 CAPITAL GAIN AND LOSS TRANSACTIONS

Security Description	Quantity	Date Acquired Cover of Short	Date Liquidated Short Sale	Year-to-Date	Amortization/Accretion Life-to-Date	Sales Price	Cost Basis	Gain or (Loss)
COLGATE PALMOLIVE	3.0000	08/31/09	09/29/09			229.35	217.80	11.55
COMERICA INC	2.0000	03/16/09	12/23/09			58.81	37.27	21.54
	3.0000	03/17/09	12/29/09			89.65	54.39	35.26
	4.0000	03/16/09	12/29/09			119.52	74.56	44.96
	2.0000	03/17/09	12/30/09			60.01	36.27	23.74
	3.0000	03/20/09	12/30/09			90.02	53.88	36.14
		<b>Security Subtotal</b>				<b>418.01</b>	<b>256.37</b>	<b>161.64</b>
COMTECH TELECMNS CRP NEW	2.0000	11/21/08	01/08/09			88.57	82.46	6.11
CORNING INC	29.0000	05/04/09	05/06/09			451.91	426.90	25.01
	12.0000	05/28/09	06/29/09			194.79	169.00	25.79
	2.0000	06/01/09	06/29/09			32.47	30.89	1.58
	7.0000	06/01/09	06/30/09			112.57	108.11	4.46
	2.0000	06/01/09	07/01/09			31.95	30.90	1.05
	19.0000	08/11/09	12/07/09			355.98	303.69	52.29
	10.0000	08/18/09	12/07/09			187.37	156.99	30.38
		<b>Security Subtotal</b>				<b>1,367.04</b>	<b>1,226.48</b>	<b>140.56</b>
CREE INC	3.0000	03/16/09	07/15/09			85.63	64.11	21.52
	3.0000	03/17/09	07/20/09			86.68	65.74	20.94
	3.0000	03/20/09	07/21/09			85.88	72.12	13.76
		<b>Security Subtotal</b>				<b>258.19</b>	<b>201.97</b>	<b>56.22</b>
DST SYSTEMS INC DEL	2.0000	12/08/08	09/24/09			91.72	73.91	17.81
	2.0000	01/29/09	09/24/09			91.73	65.86	25.87
	2.0000	12/12/08	09/24/09			91.72	72.83	18.89
	1.0000	01/29/09	09/29/09			45.80	32.93	12.87
		<b>Security Subtotal</b>				<b>320.97</b>	<b>245.53</b>	<b>75.44</b>



WILLISON FAMILY CHAR FOUNDATN

2009 ANNUAL STATEMENT SUMMARY

2009 CAPITAL GAIN AND LOSS TRANSACTIONS

Security Description	Quantity	Date Acquired Cover of Short	Date Liquidated Short Sale	Year-to-Date Amortization/Accretion	Life-to-Date	Sales Price	Cost Basis	Gain or (Loss)
DTE ENERGY COMPANY	3.0000	04/03/09	11/09/09			116.26	85.05	31.21
	2.0000	04/08/09	11/09/09			77.52	56.73	20.79
	1.0000	04/08/09	11/16/09			40.16	28.37	11.79
	3.0000	04/13/09	11/16/09			120.50	85.80	34.70
<b>Security Subtotal</b>						<b>354.44</b>	<b>255.95</b>	<b>98.49</b>
DILLARDS INC CL A	9.0000	12/02/09	12/22/09			173.37	153.24	20.13
DELL INC	18.0000	10/22/08	09/29/09			274.42	213.81	60.61
	8.0000	11/05/08	09/29/09			121.96	104.04	17.92
	7.0000	07/06/09	09/29/09			106.72	92.33	14.39
	5.0000	07/14/09	09/29/09			76.24	60.74	15.50
	14.0000	07/14/09	10/01/09			212.80	170.07	42.73
<b>Security Subtotal</b>						<b>792.14</b>	<b>640.99</b>	<b>151.15</b>
DEVON ENERGY CORP NEW	4.0000	02/23/09	04/03/09			199.68	184.66	15.02
	3.0000	02/24/09	04/03/09			149.77	137.97	11.80
	1.0000	06/30/09	08/07/09			64.17	54.13	10.04
<b>Security Subtotal</b>						<b>413.62</b>	<b>376.76</b>	<b>36.86</b>
DOMINION RES INC NEW VA	7.0000	07/30/09	11/09/09			254.24	242.40	11.84
	1.0000	08/03/09	11/09/09			36.33	33.82	2.51
	1.0000	08/04/09	11/10/09			36.70	33.80	2.90
	5.0000	08/03/09	11/10/09			183.48	169.12	14.36
	4.0000	08/04/09	11/12/09			145.98	135.22	10.76
	1.0000	09/08/09	11/12/09			36.50	32.83	3.67
	5.0000	09/08/09	11/17/09			185.73	164.15	21.58
<b>Security Subtotal</b>						<b>878.96</b>	<b>811.34</b>	<b>67.62</b>
DUKE ENERGY CORP NEW	13.0000	07/21/09	10/14/09			203.82	193.82	10.00
DOLLAR TREE INC	2.0000	06/01/09	08/03/09			91.63	90.86	0.77
	1.0000	06/01/09	08/04/09			46.18	45.43	0.75
	1.0000	06/15/09	08/04/09			46.19	42.47	3.72
	2.0000	06/15/09	08/07/09			92.17	84.97	7.20



WILLISON FAMILY CHAR FOUNDATN

2009 ANNUAL STATEMENT SUMMARY

Account No.  
88Q-04399

Taxpayer No.  
95-4608751

Page  
66 of 147

2009 CAPITAL GAIN AND LOSS TRANSACTIONS

Security Description	Quantity	Date Acquired Cover of Short	Date Liquidated Short Sale	Year-to-Date Life-to-Date	Amortization/Accretion	Sales Price	Cost Basis	Gain or (Loss)
DOLLAR TREE INC	2.0000	06/16/09	08/11/09			91.48	83.71	7.77
	2.0000	06/24/09	08/13/09			91.65	83.06	8.59
	1.0000	06/24/09	08/18/09			44.31	41.53	2.78
		<b>Security Subtotal</b>				<b>503.61</b>	<b>472.03</b>	<b>31.58</b>
DISCOVERY COMMUNICATN	6.0000	01/23/09	05/22/09			130.22	87.55	42.67
	1.0000	01/23/09	05/26/09			22.11	14.60	7.51
	4.0000	01/29/09	05/26/09			88.46	59.08	29.38
	1.0000	01/29/09	05/28/09			21.74	14.77	6.97
	3.0000	03/16/09	05/28/09			65.22	50.65	14.57
	4.0000	03/16/09	06/01/09			90.72	67.54	23.18
	2.0000	03/16/09	06/15/09			43.36	33.77	9.59
	3.0000	03/17/09	06/15/09			65.04	49.87	15.17
	2.0000	03/17/09	06/19/09			42.18	33.26	8.92
	2.0000	03/24/09	06/19/09			42.19	32.65	9.54
	3.0000	03/24/09	06/24/09			62.75	48.98	13.77
	7.0000	10/14/09	11/17/09			220.02	211.04	8.98
		<b>Security Subtotal</b>				<b>894.01</b>	<b>703.76</b>	<b>190.25</b>
DEERE CO	7.0000	10/14/09	10/15/09			305.56	302.17	3.39
	7.0000	10/14/09	10/23/09			336.32	302.18	34.14
		<b>Security Subtotal</b>				<b>641.88</b>	<b>604.35</b>	<b>37.53</b>
DIEBOLD INC	3.0000	10/23/08	01/12/09			84.26	71.46	12.80
DISNEY (WALT) CO COM STK	16.0000	01/14/09	05/04/09			362.38	330.69	31.69
	12.0000	02/11/09	05/04/09			271.78	221.96	49.82
	7.0000	02/17/09	05/04/09			158.55	124.65	33.90
	15.0000	02/20/09	05/05/09			344.90	260.70	84.20
	5.0000	02/20/09	05/07/09			126.28	86.90	39.38
		<b>Security Subtotal</b>				<b>1,263.89</b>	<b>1,024.90</b>	<b>238.99</b>
DU PONT E I DE NEMOURS	10.0000	03/03/09	03/17/09			203.93	177.11	26.82
	7.0000	03/03/09	03/20/09			149.22	123.98	25.24
		<b>Security Subtotal</b>				<b>353.15</b>	<b>301.09</b>	<b>52.06</b>



WILLISON FAMILY CHAR FOUNDATN

2009 ANNUAL STATEMENT SUMMARY

Account No.  
88Q-04399

Taxpayer No.  
95-4608751

Page  
67 of 147

2009 CAPITAL GAIN AND LOSS TRANSACTIONS

Security Description	Quantity	Date Acquired Cover of Short	Date Liquidated Short Sale	Year-to-Date	Amortization/Accretion Life-to-Date	Sales Price	Cost Basis	Gain or (Loss)
EXPRESS SCRIPTS INC COM	1.0000	10/28/08	01/08/09			55.06	49.45	5.61
	2.0000	10/28/08	01/12/09			104.03	98.90	5.13
	1.0000	10/28/08	01/13/09			52.39	49.45	2.94
	3.0000	08/26/09	09/16/09			232.69	216.99	15.70
		<b>Security Subtotal</b>				<b>444.17</b>	<b>414.79</b>	<b>29.38</b>
EASTMAN CHEMICAL CO COM	1.0000	04/03/09	04/27/09			40.18	29.55	10.63
	1.0000	02/04/09	04/27/09			40.17	25.44	14.73
	2.0000	04/03/09	04/29/09			82.11	59.12	22.99
		<b>Security Subtotal</b>				<b>162.46</b>	<b>114.11</b>	<b>48.35</b>
ENERGY CORP NEW	3.0000	03/16/09	03/23/09			204.28	185.54	18.74
	3.0000	04/08/09	12/02/09			243.53	202.56	40.97
	4.0000	08/11/09	12/04/09			322.79	313.30	9.49
	2.0000	08/18/09	12/07/09			161.90	156.16	5.74
	1.0000	08/18/09	12/09/09			80.61	78.09	2.52
		<b>Security Subtotal</b>				<b>1,013.11</b>	<b>935.65</b>	<b>77.46</b>
EDISON INTL CALIF	1.0000	11/21/08	07/14/09			30.62	29.86	0.76
	3.0000	11/21/08	07/15/09			93.79	89.61	4.18
	2.0000	12/15/08	07/22/09			62.57	62.31	0.26
	1.0000	12/15/08	07/27/09			33.03	31.16	1.87
	2.0000	12/22/08	07/27/09			66.08	61.73	4.35
	1.0000	12/23/08	07/30/09			32.68	30.86	1.82
	2.0000	12/22/08	07/30/09			65.34	61.73	3.61
	2.0000	12/23/08	08/03/09			64.65	61.75	2.90
	1.0000	12/31/08	08/03/09			32.33	32.04	0.29
	2.0000	12/31/08	08/04/09			64.15	64.11	0.04
	<b>Security Subtotal</b>				<b>545.24</b>	<b>525.16</b>	<b>20.08</b>	
ENDURANCE SPECIALTY HLDG	3.0000	08/03/09	09/16/09			103.45	97.51	5.94
	3.0000	08/04/09	09/16/09			103.46	96.02	7.44
		<b>Security Subtotal</b>				<b>206.91</b>	<b>193.53</b>	<b>13.38</b>



Account No.  
88Q-04399

Taxpayer No.  
95-4608751

Page  
68 of 147

WILLISON FAMILY CHAR FOUNDATN

2009 ANNUAL STATEMENT SUMMARY

2009 CAPITAL GAIN AND LOSS TRANSACTIONS

Security Description	Quantity	Date Acquired Cover of Short	Date Liquidated Short Sale	Year-to-Date Amortization/Accretion Life-to-Date	Sales Price	Cost Basis	Gain or (Loss)
EBAY INC COM	14.0000	11/06/08	05/22/09		243.58	204.02	39.56
	8.0000	12/04/08	05/22/09		139.20	106.25	32.95
<b>Security Subtotal</b>					<b>382.78</b>	<b>310.27</b>	<b>72.51</b>
EXXON MOBIL CORP COM	3.0000	05/06/09	05/07/09		204.92	203.18	1.74
	6.0000	06/01/09	06/04/09		436.00	427.39	8.61
	8.0000	06/01/09	06/09/09		587.27	569.87	17.40
	3.0000	06/23/09	12/16/09		208.06	207.32	0.74
	3.0000	06/24/09	12/16/09		208.06	207.71	0.35
<b>Security Subtotal</b>					<b>1,644.31</b>	<b>1,615.47</b>	<b>28.84</b>
EVEREST RE GROUP LTD	1.0000	07/14/09	08/03/09		80.61	74.83	5.78
EXELON CORPORATION	10.0000	08/19/09	12/02/09		496.02	493.56	2.46
ENCORE ACQUISITION CO	3.0000	04/03/09	06/01/09		113.40	82.83	30.57
	3.0000	04/08/09	06/15/09		108.85	75.47	33.38
	2.0000	04/15/09	06/15/09		72.57	52.94	19.63
	1.0000	04/15/09	06/29/09		30.93	26.48	4.45
<b>Security Subtotal</b>					<b>325.75</b>	<b>237.72</b>	<b>88.03</b>
ENERGEN CRP COM PV 1CENT	2.0000	12/08/08	06/29/09		80.95	60.68	20.27
	1.0000	12/08/08	06/30/09		39.52	30.35	9.17
	1.0000	12/12/08	06/30/09		39.53	30.29	9.24
	2.0000	12/12/08	07/01/09		80.91	60.59	20.32
	2.0000	12/15/08	07/02/09		77.57	61.06	16.51
	1.0000	12/15/08	07/06/09		37.87	30.54	7.33
	1.0000	12/18/08	07/06/09		37.88	28.99	8.89
	2.0000	12/18/08	07/07/09		73.04	57.99	15.05
	2.0000	12/22/08	07/09/09		72.92	54.66	18.26
	1.0000	12/22/08	07/14/09		36.65	27.34	9.31
	1.0000	12/23/08	07/14/09		36.65	26.95	9.70
	2.0000	12/23/08	07/15/09		75.23	53.92	21.31
	2.0000	01/29/09	07/20/09		77.83	59.31	18.52
	1.0000	01/29/09	07/21/09		39.58	29.66	9.92



WILLISON FAMILY CHAR FOUNDATN

2009 ANNUAL STATEMENT SUMMARY

2009 CAPITAL GAIN AND LOSS TRANSACTIONS

Security Description	Quantity	Date Acquired Cover of Short	Date Liquidated Short Sale	Year-to-Date Amortization/Accretion Life-to-Date	Sales Price	Cost Basis	Gain or (Loss)
ENERGEN CRP COM PV 1CENT	1.0000	02/04/09	07/21/09		39.59	30.94	8.65
	2.0000	02/04/09	07/22/09		78.62	61.91	16.71
	4.0000	08/07/09	10/14/09		182.63	171.12	11.51
	2.0000	08/18/09	10/14/09		91.32	83.84	7.48
	3.0000	09/22/09	10/14/09		136.98	133.61	3.37
	5.0000	07/27/09	10/14/09		228.28	208.94	19.34
	4.0000	08/03/09	10/14/09		182.63	166.40	16.23
		<b>Security Subtotal</b>			<b>1,746.18</b>	<b>1,469.09</b>	<b>277.09</b>
FMC CORP COM NEW	2.0000	06/30/09	08/03/09		99.89	95.51	4.38
	2.0000	07/15/09	08/04/09		99.98	88.04	11.94
		<b>Security Subtotal</b>			<b>199.87</b>	<b>183.55</b>	<b>16.32</b>
FIRSTENERGY CORP	1.0000	11/04/09	12/08/09		44.40	42.23	2.17
	4.0000	11/04/09	12/18/09		188.95	168.92	20.03
		<b>Security Subtotal</b>			<b>233.35</b>	<b>211.15</b>	<b>22.20</b>
FREERT-MCMIRAN CPR & GLD	13.0000	12/08/08	01/29/09		352.05	259.42	92.63
	1.0000	12/12/08	01/29/09		27.09	22.03	5.06
	13.0000	12/12/08	02/11/09		363.11	286.44	76.67
	2.0000	12/15/08	02/11/09		55.87	46.71	9.16
	11.0000	12/15/08	02/17/09		299.97	256.91	43.06
	2.0000	12/18/08	02/17/09		54.54	49.16	5.38
	10.0000	12/22/08	02/23/09		269.46	225.44	44.02
	5.0000	12/23/08	02/23/09		134.73	108.76	25.97
	9.0000	12/18/08	02/23/09		242.51	221.23	21.28
	4.0000	12/24/08	02/24/09		107.00	86.08	20.92
	4.0000	12/30/08	02/24/09		107.01	94.31	12.70
	2.0000	12/31/08	02/24/09		53.51	48.91	4.60
	2.0000	12/23/08	02/24/09		53.50	43.51	9.99
	5.0000	12/31/08	03/05/09		157.92	122.28	35.64
	6.0000	01/05/09	03/05/09		189.51	173.68	15.83
		<b>Security Subtotal</b>			<b>2,467.78</b>	<b>2,044.87</b>	<b>422.91</b>
FRESH DEL MONTE PROD INC	4.0000	08/03/09	08/06/09		91.59	87.86	3.73

Account No.  
88Q-04399

Taxpayer No.  
95-4608751



Account No.  
88Q-04399

Taxpayer No.  
95-4608751

Page  
70 of 147

WILLISON FAMILY CHAR FOUNDATN

2009 ANNUAL STATEMENT SUMMARY

2009 CAPITAL GAIN AND LOSS TRANSACTIONS

Security Description	Quantity	Date Acquired Cover of Short	Date Liquidated Short Sale	Year-to-Date	Amortization/Accretion Life-to-Date	Sales Price	Cost Basis	Gain or (Loss)
FLUOR CORP NEW DEL COM	4.0000	05/04/09	05/11/09			172.91	159.51	13.40
FLOWERVE CORP	4.0000	02/04/09	06/15/09			324.05	228.26	95.79
F5 NETWORKS INC COM	2.0000	11/21/08	03/24/09			42.30	42.08	0.22
FIRST SOLAR INC	1.0000	11/24/08	01/29/09			141.86	110.20	31.66
	1.0000	11/26/08	01/29/09			141.86	120.72	21.14
	1.0000	12/01/08	01/29/09			141.87	114.17	27.70
<b>Security Subtotal</b>						<b>425.59</b>	<b>345.09</b>	<b>80.50</b>
FOREST LABS INC	2.0000	05/18/09	07/07/09			49.29	45.67	3.62
	3.0000	05/18/09	07/09/09			70.83	68.52	2.31
	1.0000	05/18/09	07/14/09			23.96	22.85	1.11
<b>Security Subtotal</b>						<b>144.08</b>	<b>137.04</b>	<b>7.04</b>
GREEN MOUNTN COFFEE ROS	3.0000	05/04/09	12/14/09			197.97	146.19	51.78
GAP INC DELAWARE	6.0000	02/04/09	02/23/09			68.62	66.51	2.11
	6.0000	02/04/09	02/24/09			69.20	66.51	2.69
<b>Security Subtotal</b>						<b>137.82</b>	<b>133.02</b>	<b>4.80</b>
GATX CORPORATION	4.0000	03/27/09	04/22/09			89.64	83.00	6.64
GENL DYNAMICS CORP COM	5.0000	03/11/09	06/29/09			282.74	188.07	94.67
	4.0000	03/16/09	06/30/09			221.32	156.13	65.19
	1.0000	03/16/09	07/01/09			55.88	39.04	16.84
	1.0000	03/17/09	07/01/09			55.89	38.60	17.29
	2.0000	03/17/09	07/02/09			108.05	77.23	30.82
	2.0000	03/24/09	07/06/09			107.45	79.12	28.33
	6.0000	08/03/09	12/18/09			411.07	333.69	77.38
<b>Security Subtotal</b>						<b>1,242.40</b>	<b>911.88</b>	<b>330.52</b>
GENERAL MILLS	2.0000	08/26/09	11/12/09			135.25	119.53	15.72



Account No.  
88Q-04399

Taxpayer No.  
95-4608751

Page  
71 of 147

WILLISON FAMILY CHAR FOUNDATN

2009 ANNUAL STATEMENT SUMMARY

2009 CAPITAL GAIN AND LOSS TRANSACTIONS

Security Description	Quantity	Date Acquired Cover of Short	Date Liquidated Short Sale	Year-to-Date	Amortization/Accretion Life-to-Date	Sales Price	Cost Basis	Gain or (Loss)
GILEAD SCIENCES INC COM	7.0000	09/19/08	02/24/09			349.43	323.01	26.42
	2.0000	09/29/08	02/24/09			99.84	93.97	5.87
	6.0000	10/17/08	07/14/09			272.31	259.20	13.11
	2.0000	01/13/09	07/27/09			97.52	96.98	0.54
		<b>Security Subtotal</b>				<b>819.10</b>	<b>773.16</b>	<b>45.94</b>
GOODRICH CORPORATION	2.0000	06/29/09	11/02/09			110.00	102.10	7.90
	2.0000	06/30/09	11/02/09			110.01	100.04	9.97
	2.0000	07/02/09	11/02/09			110.01	97.64	12.37
		<b>Security Subtotal</b>				<b>330.02</b>	<b>299.78</b>	<b>30.24</b>
HONEYWELL INTL INC DEL	9.0000	02/20/09	05/07/09			302.04	265.19	36.85
	6.0000	02/23/09	05/07/09			201.37	169.00	32.37
	4.0000	03/09/09	05/11/09			135.57	96.32	39.25
	3.0000	02/23/09	05/11/09			101.67	84.50	17.17
	3.0000	03/11/09	05/22/09			95.52	77.33	18.19
		<b>Security Subtotal</b>				<b>836.17</b>	<b>692.34</b>	<b>143.83</b>
HUDSON CITY BANCORP INC	9.0000	05/04/09	06/24/09			117.13	111.18	5.95
	6.0000	05/11/09	06/29/09			80.46	77.45	3.01
		<b>Security Subtotal</b>				<b>197.59</b>	<b>188.63</b>	<b>8.96</b>
HESS CORP	6.0000	12/07/09	12/22/09			353.23	342.79	10.44
	5.0000	12/08/09	12/22/09			294.37	280.81	13.56
		<b>Security Subtotal</b>				<b>647.60</b>	<b>623.60</b>	<b>24.00</b>
HARMAN INTL INDS INC NEW	4.0000	03/25/09	06/15/09			91.01	56.49	34.52
	2.0000	03/25/09	06/16/09			41.53	28.25	13.28
	2.0000	03/27/09	06/16/09			41.53	28.81	12.72
	3.0000	03/27/09	06/30/09			56.24	43.22	13.02
		<b>Security Subtotal</b>				<b>230.31</b>	<b>156.77</b>	<b>73.54</b>
HARLEY DAVIDSON INC WIS	4.0000	04/15/09	04/27/09			79.88	69.50	10.38
	3.0000	04/15/09	04/29/09			60.66	52.14	8.52
		<b>Security Subtotal</b>				<b>140.54</b>	<b>121.64</b>	<b>18.90</b>



WILLISON FAMILY CHAR FOUNDATN

Account No.  
88Q-04399

Taxpayer No.  
95-4608751

Page  
72 of 147

2009 ANNUAL STATEMENT SUMMARY

2009 CAPITAL GAIN AND LOSS TRANSACTIONS

Security Description	Quantity	Date Acquired Cover of Short	Date Liquidated Short Sale	Year-to-Date	Amortization/Accretion Life-to-Date	Sales Price	Cost Basis	Gain or (Loss)
HEWLETT PACKARD CO DEL	12.0000	11/10/08	06/29/09			459.43	420.04	39.39
	17.0000	11/11/08	06/29/09			650.88	557.74	93.14
	2.0000	11/11/08	06/30/09			77.12	65.62	11.50
	23.0000	12/08/08	06/30/09			886.95	800.04	86.91
	15.0000	12/08/08	07/01/09			586.86	521.77	65.09
	2.0000	12/22/08	07/01/09			78.25	70.16	8.09
	1.0000	12/22/08	07/02/09			38.06	35.08	2.98
	3.0000	12/23/08	07/02/09			114.20	105.35	8.85
	8.0000	12/31/08	07/02/09			304.54	293.70	10.84
	6.0000	12/31/08	07/06/09			225.81	220.28	5.53
	16.0000	01/05/09	07/06/09			602.17	582.18	19.99
	2.0000	01/05/09	07/07/09			74.87	72.78	2.09
		<b>Security Subtotal</b>				<b>4,099.14</b>	<b>3,744.74</b>	<b>354.40</b>
HUMANA INC	1.0000	11/21/08	02/24/09			31.37	23.44	7.93
	2.0000	11/21/08	03/16/09			48.73	46.90	1.83
	3.0000	06/30/09	11/10/09			125.13	95.36	29.77
	1.0000	07/01/09	11/10/09			41.71	32.71	9.00
	2.0000	07/01/09	11/17/09			82.04	65.45	16.59
	3.0000	07/27/09	11/17/09			123.08	94.37	28.71
		<b>Security Subtotal</b>				<b>452.06</b>	<b>358.23</b>	<b>93.83</b>
INGRAM MICRO INC CL A	6.0000	02/23/09	05/22/09			94.20	70.93	23.27
	5.0000	04/03/09	06/19/09			84.61	67.57	17.04
	1.0000	04/03/09	06/30/09			17.35	13.52	3.83
	4.0000	05/04/09	06/30/09			69.44	64.70	4.74
	1.0000	05/04/09	07/01/09			17.85	16.18	1.67
		<b>Security Subtotal</b>				<b>283.45</b>	<b>232.90</b>	<b>50.55</b>
IDACORP INC COM	3.0000	06/30/09	10/14/09			86.71	76.98	9.73
	3.0000	07/20/09	10/14/09			86.71	77.26	9.45
	7.0000	10/15/09	12/08/09			213.36	201.09	12.27
		<b>Security Subtotal</b>				<b>386.78</b>	<b>355.33</b>	<b>31.45</b>



WILLISON FAMILY CHAR FOUNDATN

2009 ANNUAL STATEMENT SUMMARY

Account No.  
88Q-04399

Taxpayer No.  
95-4608751

Page  
73 of 147

2009 CAPITAL GAIN AND LOSS TRANSACTIONS

Security Description	Quantity	Date Acquired Cover of Short	Date Liquidated Short Sale	Year-to-Date	Amortization/Accretion Life-to-Date	Sales Price	Cost Basis	Gain or (Loss)
INTL BUSINESS MACHINES	2.0000	11/25/08	02/04/09			189.11	162.98	26.13
	7.0000	12/04/08	02/04/09			661.90	539.59	122.31
	1.0000	12/08/08	02/04/09			94.56	84.02	10.54
	13.0000	12/01/08	02/04/09			1,229.23	1,022.68	206.55
	4.0000	12/12/08	02/17/09			367.64	325.02	42.62
	13.0000	12/12/08	02/20/09			1,154.82	1,056.34	98.48
	4.0000	12/30/08	02/20/09			355.34	332.43	22.91
	2.0000	12/30/08	02/23/09			177.02	166.22	10.80
	1.0000	04/17/09	04/22/09			101.61	101.15	0.46
	1.0000	04/17/09	05/05/09			106.57	101.16	5.41
	1.0000	04/17/09	05/06/09			104.57	101.16	3.41
		<b>Security Subtotal</b>				<b>4,542.37</b>	<b>3,992.75</b>	<b>549.62</b>
INTERACTIVE BROKERS GROU	5.0000	11/21/08	01/29/09			81.95	67.80	14.15
IAC INTERACTIVECORP	5.0000	02/11/09	06/24/09			79.99	71.69	8.30
	5.0000	03/16/09	06/24/09			79.99	73.38	6.61
	5.0000	03/20/09	06/29/09			79.84	75.14	4.70
	1.0000	03/25/09	06/29/09			15.98	14.68	1.30
	4.0000	03/25/09	06/30/09			63.42	58.75	4.67
	1.0000	03/27/09	06/30/09			15.86	15.52	0.34
	4.0000	03/27/09	07/01/09			65.22	62.10	3.12
		<b>Security Subtotal</b>				<b>400.30</b>	<b>371.26</b>	<b>29.04</b>
INTL RECTIFIER CORP	5.0000	01/29/09	08/11/09			82.29	69.89	12.40
	1.0000	01/29/09	08/13/09			16.91	13.99	2.92
	4.0000	02/17/09	08/13/09			67.67	53.40	14.27
	1.0000	02/17/09	08/18/09			16.50	13.36	3.14
		<b>Security Subtotal</b>				<b>183.37</b>	<b>150.64</b>	<b>32.73</b>
JOHNSON AND JOHNSON COM	21.0000	04/27/09	05/13/09			1,161.32	1,071.16	90.16
	4.0000	04/27/09	05/15/09			220.91	204.04	16.87
		<b>Security Subtotal</b>				<b>1,382.23</b>	<b>1,275.20</b>	<b>107.03</b>



Account No.  
88Q-04399

Taxpayer No.  
95-4608751

Page  
74 of 147

WILLISON FAMILY CHAR FOUNDATN

2009 ANNUAL STATEMENT SUMMARY

2009 CAPITAL GAIN AND LOSS TRANSACTIONS

Security Description	Quantity	Date Acquired Cover of Short	Date Liquidated Short Sale	Year-to-Date	Amortization/Accretion Life-to-Date	Sales Price	Cost Basis	Gain or (Loss)
KRAFT FOODS INC VA CL A	7.0000	07/09/09	11/12/09			188.44	178.85	9.59
	6.0000	07/14/09	11/12/09			161.53	161.09	0.44
<b>Security Subtotal</b>						<b>349.97</b>	<b>339.94</b>	<b>10.03</b>
KBR INC	5.0000	10/23/08	09/29/09			117.22	72.89	44.33
	5.0000	12/12/08	09/29/09			117.23	72.02	45.21
	5.0000	12/15/08	09/29/09			117.23	75.57	41.66
<b>Security Subtotal</b>						<b>351.68</b>	<b>220.48</b>	<b>131.20</b>
KELLOGG CO	5.0000	08/03/09	11/25/09			268.79	234.64	34.15
KOHL CORP WISC PV 1CT	2.0000	06/19/09	06/29/09			88.36	87.52	0.84
LOCKHEED MARTIN CORP	7.0000	03/16/09	06/24/09			574.63	455.47	119.16
	4.0000	03/16/09	09/21/09			316.11	260.27	55.84
	5.0000	03/16/09	10/28/09			348.77	325.34	23.43
	3.0000	03/17/09	10/28/09			209.27	190.15	19.12
	1.0000	03/20/09	10/28/09			69.76	68.80	0.96
<b>Security Subtotal</b>						<b>1,518.54</b>	<b>1,300.03</b>	<b>218.51</b>
LEXMARK INTL INC CL A	5.0000	05/11/09	11/12/09			130.32	89.62	40.70
	4.0000	05/13/09	11/12/09			104.26	66.80	37.46
	1.0000	05/13/09	11/17/09			26.19	16.70	9.49
	5.0000	05/15/09	11/17/09			130.96	86.16	44.80
	1.0000	09/21/09	11/17/09			26.20	21.66	4.54
	5.0000	09/21/09	11/25/09			128.91	108.30	20.61
<b>Security Subtotal</b>						<b>546.84</b>	<b>389.24</b>	<b>157.60</b>
LENNAR CORP CL A	5.0000	09/30/08	09/08/09			76.60	70.70	5.90
	3.0000	09/30/08	09/16/09			51.54	42.43	9.11
<b>Security Subtotal</b>						<b>128.14</b>	<b>113.13</b>	<b>15.01</b>



WILLISON FAMILY CHAR FOUNDATN

2009 ANNUAL STATEMENT SUMMARY

Account No.  
88Q-04399

Taxpayer No.  
95-4608751

Page  
75 of 147

2009 CAPITAL GAIN AND LOSS TRANSACTIONS

Security Description	Quantity	Date Acquired Cover of Short	Date Liquidated Short Sale	Year-to-Date	Amortization/Accretion Life-to-Date	Sales Price	Cost Basis	Gain or (Loss)
ELI LILLY & CO	10.0000	10/17/08	05/11/09			352.94	331.55	21.39
	2.0000	12/04/08	05/11/09			70.59	69.09	1.50
	2.0000	12/12/08	05/11/09			70.60	70.60	0.00
	6.0000	03/24/09	05/22/09			207.48	202.04	5.44
		<b>Security Subtotal</b>				<b>701.61</b>	<b>673.28</b>	<b>28.33</b>
MYRIAD GENETICS INC	1.0000	11/24/08	01/29/09			74.41	60.63	13.78
	2.0000	11/24/08	04/17/09			90.45	60.63	29.82
		<b>Security Subtotal</b>				<b>164.86</b>	<b>121.26</b>	<b>43.60</b>
METLIFE INC COM	9.0000	12/01/08	01/05/09			323.80	236.79	87.01
	7.0000	09/24/09	10/15/09			265.86	259.94	5.92
		<b>Security Subtotal</b>				<b>589.66</b>	<b>496.73</b>	<b>92.93</b>
MCKESSON CORPORATION COM	3.0000	12/12/08	01/14/09			125.83	108.39	17.44
	1.0000	12/12/08	08/03/09			52.02	36.14	15.88
	3.0000	03/17/09	08/03/09			156.07	107.73	48.34
	3.0000	07/01/09	08/04/09			159.67	132.12	27.55
	3.0000	07/06/09	08/07/09			159.59	130.10	29.49
	1.0000	07/06/09	08/11/09			54.35	43.37	10.98
	2.0000	07/10/09	08/11/09			108.71	87.90	20.81
	1.0000	07/10/09	08/18/09			54.37	43.95	10.42
	3.0000	07/21/09	08/18/09			163.14	137.64	25.50
		<b>Security Subtotal</b>				<b>1,033.75</b>	<b>827.34</b>	<b>206.41</b>
MONSANTO CO NEW DEL COM	3.0000	11/18/08	04/08/09			233.06	225.06	8.00
MONTPELIER RE HLDGS LTD	6.0000	07/20/09	12/07/09			103.39	86.56	16.83
	6.0000	07/21/09	12/07/09			103.39	86.83	16.56
		<b>Security Subtotal</b>				<b>206.78</b>	<b>173.39</b>	<b>33.39</b>
MEADWESTVACO CORP	1.0000	11/06/08	04/22/09			14.27	13.61	0.66
	5.0000	12/04/08	04/22/09			71.37	55.79	15.58
	4.0000	12/12/08	04/24/09			60.36	44.09	16.27
	2.0000	12/04/08	04/24/09			30.17	22.32	7.85



Account No.  
88Q-04399

Taxpayer No.  
95-4608751

Page  
76 of 147

WILLISON FAMILY CHAR FOUNDATN

2009 ANNUAL STATEMENT SUMMARY

2009 CAPITAL GAIN AND LOSS TRANSACTIONS

Security Description	Quantity	Date Acquired Cover of Short	Date Liquidated Short Sale	Year-to-Date	Amortization/Accretion Life-to-Date	Sales Price	Cost Basis	Gain or (Loss)
MEADWESTVACO CORP	3.0000	12/12/08	04/27/09			44.09	33.07	11.02
	2.0000	12/18/08	04/27/09			29.40	23.66	5.74
	4.0000	12/18/08	04/29/09			62.21	47.34	14.87
	1.0000	01/29/09	04/29/09			15.56	12.41	3.15
	5.0000	01/29/09	05/04/09			84.09	62.05	22.04
		<b>Security Subtotal</b>				<b>411.52</b>	<b>314.34</b>	<b>97.18</b>
MOSAIC CO	7.0000	12/23/08	06/29/09			315.62	219.86	95.76
	2.0000	12/23/08	06/30/09			89.77	62.82	26.95
	5.0000	03/17/09	06/30/09			224.44	206.38	18.06
	2.0000	03/17/09	07/01/09			90.20	82.56	7.64
	2.0000	03/20/09	07/01/09			90.21	87.75	2.46
	3.0000	03/20/09	07/02/09			133.45	131.63	1.82
		<b>Security Subtotal</b>				<b>943.69</b>	<b>791.00</b>	<b>152.69</b>
MASTERCARD INC	1.0000	08/04/09	09/16/09			218.38	198.90	19.48
MIRANT CORP NEW	5.0000	07/06/09	12/22/09			77.41	75.41	2.00
MEDTRONIC INC COM	4.0000	05/18/09	06/29/09			139.00	134.01	4.99
	12.0000	05/15/09	06/29/09			417.00	400.48	16.52
	1.0000	05/18/09	06/30/09			34.64	33.51	1.13
		<b>Security Subtotal</b>				<b>590.64</b>	<b>568.00</b>	<b>22.64</b>
MICROSOFT CORP	32.0000	12/18/08	04/27/09			652.09	634.05	18.04
	59.0000	12/22/08	04/27/09			1,202.30	1,126.72	75.58
	2.0000	01/29/09	04/27/09			40.76	35.61	5.15
	16.0000	03/20/09	06/01/09			339.72	278.41	61.31
	13.0000	01/29/09	06/01/09			276.02	231.53	44.49
	20.0000	03/17/09	06/01/09			424.65	333.90	90.75
	14.0000	05/06/09	06/01/09			297.25	277.10	20.15
	8.0000	05/07/09	06/01/09			169.87	155.97	13.90



WILLISON FAMILY CHAR FOUNDATN

2009 ANNUAL STATEMENT SUMMARY

Account No.  
88Q-04399

Taxpayer No.  
95-4608751

Page  
77 of 147

2009 CAPITAL GAIN AND LOSS TRANSACTIONS

Security Description	Quantity	Date Acquired Cover of Short	Date Liquidated Short Sale	Year-to-Date	Amortization/Accretion Life-to-Date	Sales Price	Cost Basis	Gain or (Loss)
MICROSOFT CORP	3.0000	05/07/09	06/10/09			66.72	58.50	8.22
	3.0000	05/13/09	06/10/09			66.73	59.25	7.48
	10.0000	05/13/09	06/15/09			232.66	197.54	35.12
		<b>Security Subtotal</b>				<b>3,768.77</b>	<b>3,388.58</b>	<b>380.19</b>
MOLEX INC	5.0000	12/12/08	08/11/09			86.02	66.80	19.22
	1.0000	12/12/08	08/18/09			17.39	13.37	4.02
	4.0000	02/04/09	08/18/09			69.58	53.56	16.02
	2.0000	02/04/09	08/19/09			34.78	26.78	8.00
	3.0000	03/24/09	08/19/09			52.17	41.40	10.77
	2.0000	03/24/09	08/26/09			36.87	27.61	9.26
	<b>Security Subtotal</b>				<b>296.81</b>	<b>229.52</b>	<b>67.29</b>	
MOTOROLA INC COM	26.0000	12/12/08	03/24/09			109.43	107.01	2.42
	10.0000	12/12/08	03/26/09			43.26	41.17	2.09
	2.0000	12/15/08	03/26/09			8.66	8.29	0.37
		<b>Security Subtotal</b>				<b>161.35</b>	<b>156.47</b>	<b>4.88</b>
MURPHY OIL CORP	4.0000	04/03/09	05/04/09			204.46	195.64	8.82
	3.0000	04/08/09	05/04/09			153.36	137.17	16.19
	5.0000	07/06/09	07/20/09			281.16	250.01	31.15
	1.0000	07/06/09	07/21/09			57.74	50.01	7.73
	2.0000	07/07/09	07/21/09			115.51	102.22	13.29
	2.0000	07/09/09	07/22/09			113.68	103.80	9.88
	3.0000	10/05/09	10/15/09			189.95	169.19	20.76
	1.0000	10/14/09	10/15/09			63.32	62.58	0.74
		<b>Security Subtotal</b>				<b>1,179.18</b>	<b>1,070.62</b>	<b>108.56</b>
	MYLAN INC	4.0000	05/05/09	11/16/09			70.62	53.73
8.0000		05/05/09	11/17/09			143.19	107.46	35.73
6.0000		05/05/09	11/19/09			104.63	80.61	24.02
1.0000		05/06/09	11/19/09			17.44	13.30	4.14
14.0000		05/06/09	12/02/09			258.54	186.31	72.23
11.0000		05/07/09	12/07/09			201.06	150.54	50.52
1.0000		05/07/09	12/14/09			18.71	13.69	5.02



WILLISON FAMILY CHAR FOUNDATN

2009 ANNUAL STATEMENT SUMMARY

Account No.  
88Q-04399

Taxpayer No.  
95-4608751

Page  
78 of 147

2009 CAPITAL GAIN AND LOSS TRANSACTIONS

Security Description	Quantity	Date Acquired Cover of Short	Date Liquidated Short Sale	Year-to-Date	Amortization/Accretion Life-to-Date	Sales Price	Cost Basis	Gain or (Loss)
MYLAN INC	6.0000	05/11/09	12/14/09			112.29	83.67	28.62
	2.0000	05/13/09	12/14/09			37.43	27.18	10.25
	7.0000	05/13/09	12/22/09			132.09	95.15	36.94
	6.0000	05/18/09	12/22/09			113.23	77.27	35.96
<b>Security Subtotal</b>						<b>1,209.23</b>	<b>888.91</b>	<b>320.32</b>
NEWFIELD EXPL CO COM	3.0000	06/15/09	09/22/09			131.76	106.62	25.14
	4.0000	06/15/09	09/23/09			172.30	142.18	30.12
	2.0000	06/16/09	09/23/09			86.15	71.84	14.31
	2.0000	06/16/09	10/08/09			91.77	71.84	19.93
	3.0000	06/18/09	10/08/09			137.67	100.96	36.71
	3.0000	06/19/09	10/08/09			137.67	101.20	36.47
<b>Security Subtotal</b>						<b>757.32</b>	<b>594.64</b>	<b>162.68</b>
NETFLIX COM INC	3.0000	01/29/09	09/04/09			121.48	111.83	9.65
	3.0000	02/04/09	09/16/09			140.06	109.88	30.18
	4.0000	02/11/09	09/16/09			186.76	140.87	45.89
	3.0000	02/17/09	09/16/09			140.07	112.50	27.57
	3.0000	02/20/09	09/16/09			140.07	112.64	27.43
	2.0000	02/24/09	09/16/09			93.38	71.81	21.57
	2.0000	03/11/09	09/16/09			93.38	74.85	18.53
	2.0000	03/17/09	09/16/09			93.39	78.07	15.32
	3.0000	02/23/09	09/16/09			140.06	107.71	32.35
<b>Security Subtotal</b>						<b>1,148.65</b>	<b>920.16</b>	<b>228.49</b>
NRG ENERGY INC	7.0000	09/08/09	10/14/09			201.55	187.13	14.42
NEWS CORP CL A	18.0000	07/06/09	07/21/09			174.59	156.78	17.81
NYSE EURONEXT	5.0000	08/03/09	11/16/09			134.82	134.01	0.81
	4.0000	08/04/09	11/16/09			107.86	107.36	0.50
<b>Security Subtotal</b>						<b>242.68</b>	<b>241.37</b>	<b>1.31</b>



WILLISON FAMILY CHAR FOUNDATN

2009 ANNUAL STATEMENT SUMMARY

Account No.  
88Q-04399

Taxpayer No.  
95-4608751

Page  
79 of 147

2009 CAPITAL GAIN AND LOSS TRANSACTIONS

Security Description	Quantity	Date Acquired Cover of Short	Date Liquidated Short Sale	Year-to-Date	Amortization/Accretion Life-to-Date	Sales Price	Cost Basis	Gain or (Loss)
NORTHROP GRUMMAN CORP	3.0000	10/17/08	01/23/09			139.97	135.09	4.88
	3.0000	10/22/08	01/23/09			139.98	137.13	2.85
	2.0000	10/23/08	01/23/09			93.32	91.13	2.19
	1.0000	02/11/09	05/28/09			47.55	45.35	2.20
	1.0000	10/23/08	05/28/09			47.54	45.57	1.97
	1.0000	02/11/09	06/01/09			48.74	45.36	3.38
NOVELLUS SYS INC	3.0000	02/17/09	06/01/09			146.24	137.38	8.86
	4.0000	02/20/09	06/10/09			193.35	179.92	13.43
		<b>Security Subtotal</b>				<b>856.69</b>	<b>816.93</b>	<b>39.76</b>
O M GROUP INC	3.0000	11/11/08	03/27/09			50.58	38.89	11.69
	3.0000	11/11/08	04/03/09			52.53	38.89	13.64
		<b>Security Subtotal</b>				<b>103.11</b>	<b>77.78</b>	<b>25.33</b>
OGE ENERGY CORP PV \$0.01	4.0000	01/29/09	04/08/09			89.96	81.33	8.63
	1.0000	10/17/08	10/14/09			33.45	23.79	9.66
	3.0000	10/22/08	10/14/09			100.36	75.21	25.15
	3.0000	12/22/08	10/14/09			100.36	74.59	25.77
	3.0000	08/31/09	10/14/09			100.37	94.47	5.90
	3.0000	09/08/09	10/14/09			100.37	94.36	6.01
	<b>Security Subtotal</b>				<b>434.91</b>	<b>362.42</b>	<b>72.49</b>	
ODYSSEY RE HOLDINGS CORP	2.0000	12/01/08	01/12/09			102.38	87.53	14.85
OLD REPUB INTL CORP	8.0000	11/03/08	07/01/09			77.44	74.03	3.41
	1.0000	11/03/08	07/02/09			9.57	9.26	0.31
		<b>Security Subtotal</b>				<b>87.01</b>	<b>83.29</b>	<b>3.72</b>
OMNICOM GROUP COM	6.0000	03/16/09	04/29/09			186.23	143.06	43.17
	1.0000	03/16/09	05/04/09			32.02	23.85	8.17
		<b>Security Subtotal</b>				<b>218.25</b>	<b>166.91</b>	<b>51.34</b>



Account No.  
88Q-04399

Taxpayer No.  
95-4608751

Page  
80 of 147

WILLISON FAMILY CHAR FOUNDATN

2009 ANNUAL STATEMENT SUMMARY

2009 CAPITAL GAIN AND LOSS TRANSACTIONS

Security Description	Quantity	Date Acquired Cover of Short	Date Liquidated Short Sale	Year-to-Date Amortization/Accretion Life-to-Date	Sales Price	Cost Basis	Gain or (Loss)
ORACLE CORP \$0.01 DEL	11,0000	07/20/09	11/25/09		246.79	236.74	10.05
	10,0000	08/03/09	11/25/09		224.37	222.00	2.37
	6,0000	07/23/09	11/25/09		134.52	131.52	3.10
<b>Security Subtotal</b>					<b>605.78</b>	<b>590.26</b>	<b>15.52</b>
OVRSEAS SHIPHLD GRP	2,0000	11/06/08	01/12/09		84.01	78.18	5.83
P P G INDUSTRIES INC	4,0000	02/23/09	03/26/09		150.68	126.85	23.83
PULTE HOMES INC COM	4,0000	10/15/08	04/29/09		47.01	42.20	4.81
	4,0000	10/15/08	05/04/09		45.19	42.20	2.99
<b>Security Subtotal</b>					<b>92.20</b>	<b>84.40</b>	<b>7.80</b>
PIONEER NATURAL RES CO	4,0000	04/03/09	08/11/09		119.10	71.55	47.55
	3,0000	04/08/09	08/11/09		89.34	49.63	39.71
	2,0000	04/08/09	08/18/09		57.41	33.10	24.31
	4,0000	04/13/09	08/18/09		114.84	74.34	40.50
	4,0000	04/15/09	08/19/09		114.75	81.67	33.08
	4,0000	04/17/09	08/26/09		119.75	87.12	32.63
	3,0000	04/24/09	08/31/09		85.73	66.88	18.85
	1,0000	04/24/09	09/04/09		28.52	22.30	6.22
	2,0000	04/27/09	09/04/09		57.06	44.74	12.32
	2,0000	04/27/09	09/08/09		59.88	44.75	15.13
	1,0000	05/04/09	09/08/09		29.95	25.17	4.78
	3,0000	05/05/09	09/16/09		107.67	79.16	28.51
	2,0000	05/04/09	09/16/09		71.77	50.37	21.40
<b>Security Subtotal</b>					<b>1,055.77</b>	<b>730.78</b>	<b>324.99</b>
PATTERSON UTI ENERGY INC	6,0000	01/07/09	06/29/09		79.08	72.86	6.22
	1,0000	01/07/09	06/30/09		12.77	12.15	0.62
	5,0000	01/08/09	06/30/09		63.85	61.86	1.99
	2,0000	01/08/09	07/01/09		25.58	24.75	0.83
	4,0000	01/12/09	07/01/09		51.19	43.41	7.78
	3,0000	01/12/09	07/02/09		36.97	32.56	4.41
	3,0000	03/17/09	07/02/09		36.97	27.40	9.57



WILLISON FAMILY CHAR FOUNDATN

2009 ANNUAL STATEMENT SUMMARY

Account No.  
88Q-04399

Taxpayer No.  
95-4608751

Page  
81 of 147

2009 CAPITAL GAIN AND LOSS TRANSACTIONS

Security Description	Quantity	Date Acquired Cover of Short	Date Liquidated Short Sale	Year-to-Date	Amortization/Accretion Life-to-Date	Sales Price	Cost Basis	Gain or (Loss)
PATTERSON UTI ENERGY INC	4.0000	03/17/09	07/06/09			47.09	36.54	10.55
	3.0000	03/20/09	07/06/09			35.33	31.43	3.90
	3.0000	03/20/09	07/07/09			35.49	31.44	4.05
		<b>Security Subtotal</b>				<b>424.32</b>	<b>374.40</b>	<b>49.92</b>
PRUDENTIAL FINANCIAL INC	5.0000	10/08/09	10/15/09			260.52	256.35	4.17
	2.0000	10/14/09	10/15/09			104.21	103.52	0.69
		<b>Security Subtotal</b>				<b>364.73</b>	<b>359.87</b>	<b>4.86</b>
PARKER HANNIFIN CORP	2.0000	10/23/08	01/07/09			85.85	75.05	10.80
	2.0000	11/06/08	01/23/09			78.50	74.56	3.94
	2.0000	11/06/08	01/29/09			79.44	74.57	4.87
		<b>Security Subtotal</b>				<b>243.79</b>	<b>224.18</b>	<b>19.61</b>
PLATINUM UNDRWRITRS HLDG	3.0000	07/27/09	09/16/09			104.90	99.34	5.56
PLAINS EXPL AND PRODCTN	3.0000	04/15/09	05/26/09			72.10	60.13	11.97
	4.0000	04/13/09	05/26/09			96.12	77.86	18.26
	1.0000	04/15/09	05/28/09			24.51	20.05	4.46
	4.0000	08/26/09	09/16/09			116.36	101.76	14.60
	4.0000	09/04/09	09/16/09			116.37	103.03	13.34
	4.0000	09/08/09	09/16/09			116.37	109.06	7.31
		<b>Security Subtotal</b>				<b>772.65</b>	<b>689.41</b>	<b>83.24</b>
PNC FINCL SERVICES GROUP	6.0000	02/23/09	03/02/09			153.76	149.31	4.45
	2.0000	02/23/09	03/03/09			51.73	49.78	1.95
		<b>Security Subtotal</b>				<b>205.49</b>	<b>199.09</b>	<b>6.40</b>
J C PENNEY CO COM	7.0000	01/07/09	04/24/09			191.14	150.44	40.70
	5.0000	01/08/09	04/24/09			136.54	108.70	27.84
	5.0000	01/12/09	04/24/09			136.54	104.32	32.22
	4.0000	01/13/09	04/27/09			109.23	80.57	28.66
	4.0000	01/14/09	04/27/09			109.24	77.41	31.83
	4.0000	03/16/09	04/27/09			109.25	65.50	43.75



WILLISON FAMILY CHAR FOUNDATN

2009 ANNUAL STATEMENT SUMMARY

Account No.  
88Q-04399

Taxpayer No.  
95-4608751

Page  
82 of 147

2009 CAPITAL GAIN AND LOSS TRANSACTIONS

Security Description	Quantity	Date Acquired Cover of Short	Date Liquidated Short Sale	Year-to-Date Amortization/Accretion Life-to-Date	Sales Price	Cost Basis	Gain or (Loss)
J C PENNEY CO COM	2.0000	03/16/09	06/29/09		58.42	32.76	25.66
	4.0000	03/17/09	06/29/09		116.87	66.02	50.85
	1.0000	03/17/09	06/30/09		28.57	16.51	12.06
	5.0000	03/20/09	06/30/09		142.90	87.72	55.18
	4.0000	03/23/09	07/01/09		117.06	73.38	43.68
	4.0000	03/24/09	07/02/09		110.10	76.12	33.98
	4.0000	03/25/09	07/06/09		107.96	74.04	33.92
	2.0000	03/26/09	07/06/09		53.99	40.00	13.99
	3.0000	03/26/09	07/07/09		82.67	60.00	22.67
	3.0000	03/26/09	07/09/09		80.06	60.00	20.06
	3.0000	03/27/09	07/10/09		80.79	64.28	16.51
	1.0000	03/27/09	07/14/09		26.59	21.43	5.16
		<b>Security Subtotal</b>			<b>1,797.92</b>	<b>1,259.20</b>	<b>538.72</b>
PROCTER & GAMBLE CO	4.0000	08/04/09	09/25/09		232.19	222.51	9.68
	9.0000	08/07/09	09/25/09		522.45	466.92	55.53
	7.0000	08/07/09	12/18/09		428.01	363.16	64.85
	12.0000	08/07/09	12/22/09		735.22	622.58	112.64
	9.0000	08/13/09	12/22/09		551.42	468.89	82.53
	4.0000	08/13/09	12/23/09		244.07	208.41	35.66
		<b>Security Subtotal</b>			<b>2,713.36</b>	<b>2,352.47</b>	<b>360.89</b>
QUEST DIAGNOSTICS INC	2.0000	07/01/09	11/12/09		117.53	113.48	4.05
PUB SVC ENTERPRISE GRP	6.0000	12/18/08	01/13/09		178.14	171.88	6.26
	2.0000	12/22/08	01/13/09		59.39	57.36	2.03
	2.0000	12/22/08	01/29/09		65.71	57.37	8.34
	3.0000	12/23/08	01/29/09		98.56	83.32	15.24
	3.0000	12/24/08	01/29/09		98.56	83.95	14.61
	4.0000	12/31/08	01/29/09		131.42	116.07	15.35
	3.0000	01/05/09	01/29/09		98.58	92.17	6.41
		<b>Security Subtotal</b>			<b>730.36</b>	<b>662.12</b>	<b>68.24</b>
QLOGIC CORP	11.0000	09/29/09	11/12/09		209.57	189.46	20.11



WILLISON FAMILY CHAR FOUNDATN

2009 ANNUAL STATEMENT SUMMARY

Account No.  
88Q-04399

Taxpayer No.  
95-4608751

Page  
83 of 147

2009 CAPITAL GAIN AND LOSS TRANSACTIONS

Security Description	Quantity	Date Acquired Cover of Short	Date Liquidated Short Sale	Year-to-Date	Amortization/Accretion Life-to-Date	Sales Price	Cost Basis	Gain or (Loss)
QUESTAR CORP	1.0000	10/08/08	01/07/09			35.10	26.93	8.17
	3.0000	10/09/08	01/07/09			105.31	78.46	26.85
	3.0000	10/17/08	01/08/09			104.72	76.53	28.19
	1.0000	10/17/08	01/12/09			33.32	25.52	7.80
	2.0000	10/20/08	01/12/09			66.66	57.94	8.72
	1.0000	10/20/08	01/13/09			33.19	28.98	4.21
	2.0000	10/22/08	01/13/09			66.41	53.66	12.75
	1.0000	10/22/08	01/14/09			31.54	26.84	4.70
	2.0000	10/23/08	01/14/09			63.11	54.46	8.65
	1.0000	10/23/08	01/23/09			32.12	27.24	4.88
	2.0000	11/21/08	01/23/09			64.26	50.74	13.52
	1.0000	11/21/08	01/29/09			35.73	25.37	10.36
		<b>Security Subtotal</b>				<b>671.47</b>	<b>532.67</b>	<b>138.80</b>
RAYMOND JAMES FINL INC	1.0000	03/11/09	04/27/09			15.20	15.09	0.11
	3.0000	03/11/09	04/29/09			46.60	45.28	1.32
		<b>Security Subtotal</b>				<b>61.80</b>	<b>60.37</b>	<b>1.43</b>
ROCKWELL COLLINS INC	3.0000	11/05/08	05/26/09			124.52	110.91	13.61
RAYTHEON CO DELAWARE NEW	5.0000	11/05/08	01/07/09			255.70	253.74	1.96
	1.0000	11/26/08	01/07/09			51.15	45.81	5.34
	3.0000	11/26/08	01/08/09			150.15	137.45	12.70
	1.0000	11/26/08	01/12/09			50.09	45.82	4.27
	6.0000	03/20/09	04/29/09			276.10	214.03	62.07
	4.0000	03/23/09	05/04/09			185.66	141.04	44.62
	2.0000	03/24/09	05/04/09			92.83	71.12	21.71
	1.0000	03/24/09	05/05/09			46.99	35.57	11.42
	2.0000	03/25/09	05/05/09			94.00	73.84	20.16
		<b>Security Subtotal</b>				<b>1,202.67</b>	<b>1,018.42</b>	<b>184.25</b>
RED HAT INC	9.0000	03/16/09	08/19/09			190.57	134.67	55.90
	7.0000	03/16/09	08/26/09			156.88	104.74	52.14
	1.0000	03/16/09	08/31/09			23.06	14.97	8.09
	5.0000	03/17/09	08/31/09			115.30	75.11	40.19

## WILLISON FAMILY CHAR FOUNDATN

## 2009 ANNUAL STATEMENT SUMMARY

## 2009 CAPITAL GAIN AND LOSS TRANSACTIONS

Security Description	Quantity	Date Acquired		Date Liquidated		Sales Price	Cost Basis	Gain or (Loss)
		Cover of Short	Short Sale	Year-to-Date	Life-to-Date			
RED HAT INC	3.0000	03/17/09	09/04/09			70.89	45.08	25.81
	3.0000	03/27/09	09/04/09			70.89	52.28	18.61
	5.0000	03/27/09	09/08/09			122.88	87.14	35.74
	2.0000	03/27/09	09/21/09			51.53	34.86	16.67
	8.0000	04/03/09	09/21/09			206.15	149.33	56.82
	3.0000	04/08/09	09/21/09			77.31	55.13	22.18
	5.0000	04/27/09	09/24/09			139.79	89.45	50.34
	3.0000	04/08/09	09/24/09			83.86	55.13	28.73
						<b>1,309.11</b>	<b>897.89</b>	<b>411.22</b>
			<b>Security Subtotal</b>					
REYNOLDS AMERICAN INC	3.0000	06/29/09	11/12/09			147.53	115.31	32.22
	1.0000	06/30/09	11/12/09			49.18	38.58	10.60
	2.0000	06/30/09	11/16/09			101.79	77.17	24.62
	2.0000	07/01/09	11/16/09			101.80	78.32	23.48
	2.0000	07/02/09	11/25/09			102.23	78.40	23.83
	2.0000	07/06/09	11/25/09			102.24	76.76	25.48
	2.0000	07/21/09	11/25/09			102.25	82.34	19.91
						<b>707.02</b>	<b>546.88</b>	<b>160.14</b>
			<b>Security Subtotal</b>					
	ROSS STORES INC COM	4.0000	04/22/09	08/03/09			173.20	161.57
3.0000		04/24/09	08/04/09			128.69	118.94	9.75
3.0000		04/27/09	08/07/09			134.72	117.83	16.89
1.0000		04/29/09	08/07/09			44.91	38.71	6.20
1.0000		04/29/09	08/11/09			44.49	38.71	5.78
2.0000		05/04/09	08/11/09			88.98	77.24	11.74
1.0000		05/05/09	08/11/09			44.50	38.24	6.26
1.0000		05/05/09	08/13/09			44.63	38.25	6.38
2.0000		05/11/09	08/13/09			89.29	73.04	16.25
1.0000		05/11/09	08/18/09			43.87	36.52	7.35
2.0000	05/13/09	08/18/09			87.77	70.94	16.83	
1.0000	05/13/09	08/19/09			44.12	35.47	8.65	
					<b>969.17</b>	<b>845.46</b>	<b>123.71</b>	
		<b>Security Subtotal</b>						
SHAW GROUP INC	2.0000	04/08/09	04/17/09			58.64	57.14	1.50



Account No.  
88Q-04399

Taxpayer No.  
95-4608751

Page  
85 of 147

WILLISON FAMILY CHAR FOUNDATN

2009 ANNUAL STATEMENT SUMMARY

2009 CAPITAL GAIN AND LOSS TRANSACTIONS

Security Description	Quantity	Date Acquired	Date Liquidated	Year-to-Date	Amortization/Accretion	Life-to-Date	Sales Price	Cost Basis	Gain or (Loss)
		Cover of Short	Short Sale						
SANDISK CORP INC	8.0000	11/11/08	06/29/09				120.42	70.50	49.92
	7.0000	11/21/08	06/30/09				102.23	36.91	65.32
	4.0000	11/21/08	07/01/09				59.64	21.10	38.54
	2.0000	12/01/08	07/01/09				29.83	14.20	15.63
	6.0000	12/01/08	07/02/09				85.66	42.60	43.06
	5.0000	02/23/09	07/06/09				70.22	46.72	23.50
	1.0000	12/01/08	07/06/09				14.04	7.11	6.93
	2.0000	02/23/09	07/07/09				27.53	18.69	8.84
	4.0000	02/24/09	07/07/09				55.09	36.29	18.80
	3.0000	02/24/09	07/09/09				41.67	27.22	14.45
	3.0000	03/20/09	07/09/09				41.68	32.14	9.54
	4.0000	03/20/09	07/14/09				60.58	42.86	17.72
	1.0000	03/27/09	07/14/09				15.15	13.33	1.82
	5.0000	03/27/09	07/15/09				79.88	66.69	13.19
		<b>Security Subtotal</b>					<b>803.62</b>	<b>476.36</b>	<b>327.26</b>
ST MARY LD & EXPL CO	4.0000	04/03/09	06/30/09				82.52	62.70	19.82
	3.0000	04/08/09	07/01/09				63.69	43.50	20.19
	1.0000	04/03/09	07/01/09				21.23	15.68	5.55
	2.0000	04/08/09	07/02/09				41.24	29.01	12.23
	2.0000	05/04/09	07/02/09				41.25	39.66	1.59
		<b>Security Subtotal</b>					<b>249.93</b>	<b>190.55</b>	<b>59.38</b>
SEACOR HOLDINGS INC	2.0000	11/06/08	01/05/09				138.69	135.20	3.49
	2.0000	11/10/08	01/07/09				138.36	138.15	0.21
		<b>Security Subtotal</b>					<b>277.05</b>	<b>273.35</b>	<b>3.70</b>
STERICYCLE INC COM	2.0000	02/04/09	07/01/09				101.90	101.82	0.08
SYNTEL INC COM	3.0000	05/05/09	08/05/09				114.17	88.65	25.52
SUNOCO INC PV\$1 PA	3.0000	03/16/09	05/05/09				89.58	84.42	5.16
	3.0000	03/16/09	05/06/09				92.89	84.42	8.47
		<b>Security Subtotal</b>					<b>182.47</b>	<b>168.84</b>	<b>13.63</b>



WILLISON FAMILY CHAR FOUNDATN

2009 ANNUAL STATEMENT SUMMARY

Account No.  
88Q-04399

Taxpayer No.  
95-4608751

Page  
86 of 147

2009 CAPITAL GAIN AND LOSS TRANSACTIONS

Security Description	Quantity	Date Acquired Cover of Short	Date Liquidated Short Sale	Year-to-Date	Amortization/Accretion Life-to-Date	Sales Price	Cost Basis	Gain or (Loss)
SILICON LABS INC	2.0000	06/15/09	08/04/09			86.17	75.91	10.26
	1.0000	06/16/09	08/11/09			40.71	38.40	2.31
	1.0000	06/15/09	08/11/09			40.71	37.96	2.75
	1.0000	06/16/09	08/13/09			41.23	38.40	2.83
	1.0000	06/18/09	08/13/09			41.24	37.35	3.89
	1.0000	06/18/09	08/18/09			41.41	37.35	4.06
		<b>Security Subtotal</b>				<b>291.47</b>	<b>265.37</b>	<b>26.10</b>
SYNAPTICS INC	5.0000	01/29/09	12/07/09			133.02	124.62	8.40
	3.0000	02/04/09	12/07/09			79.82	74.23	5.59
	3.0000	02/11/09	12/07/09			79.82	79.22	0.60
			<b>Security Subtotal</b>				<b>292.66</b>	<b>278.07</b>
SEARS HOLDINGS CORP	3.0000	10/22/08	04/17/09			172.83	160.85	11.98
	1.0000	10/23/08	04/17/09			57.62	49.49	8.13
	1.0000	10/23/08	04/22/09			59.99	49.50	10.49
	2.0000	11/06/08	04/22/09			120.00	107.38	12.62
	1.0000	11/10/08	04/22/09			60.00	52.70	7.30
	1.0000	11/10/08	04/24/09			59.89	52.71	7.18
	2.0000	11/11/08	04/24/09			119.78	99.59	20.19
	3.0000	11/21/08	04/24/09			179.69	88.11	91.58
	3.0000	11/24/08	04/27/09			176.08	101.08	75.00
	1.0000	12/01/08	04/27/09			58.70	33.86	24.84
	2.0000	12/04/08	04/29/09			118.45	81.26	37.19
	2.0000	12/01/08	04/29/09			118.45	67.74	50.71
	2.0000	12/12/08	05/04/09			124.04	90.43	33.61
	1.0000	12/15/08	05/04/09			62.02	42.42	19.60
	1.0000	12/15/08	05/05/09			60.62	42.42	18.20
	2.0000	12/18/08	05/05/09			121.27	78.17	43.10
2.0000	01/29/09	05/07/09			125.81	90.21	35.60	
2.0000	02/04/09	05/07/09			115.93	79.62	36.31	
2.0000	02/20/09	07/01/09			133.78	75.54	58.24	



WILLISON FAMILY CHAR FOUNDATN

2009 ANNUAL STATEMENT SUMMARY

Account No.  
88Q-04399

Taxpayer No.  
95-4608751

Page  
87 of 147

2009 CAPITAL GAIN AND LOSS TRANSACTIONS

Security Description	Quantity	Date Acquired Cover of Short	Date Liquidated Short Sale	Year-to-Date Amortization/Accretion Life-to-Date	Sales Price	Cost Basis	Gain or (Loss)
SEARS HOLDINGS CORP	2.0000	05/18/09	07/02/09		124.98	102.56	22.42
	1.0000	05/18/09	07/06/09		63.02	51.28	11.74
	2.0000	08/31/09	09/16/09		131.16	127.34	3.82
<b>Security Subtotal</b>					<b>2,364.11</b>	<b>1,724.26</b>	<b>639.85</b>
STARENT NETWORKS CORP	4.0000	05/05/09	06/30/09		96.54	80.40	16.14
	1.0000	05/05/09	07/01/09		24.78	20.11	4.67
	3.0000	05/06/09	07/01/09		74.34	60.10	14.24
	1.0000	05/06/09	07/02/09		23.62	20.04	3.58
	3.0000	06/16/09	07/02/09		70.87	67.47	3.40
	1.0000	06/16/09	07/06/09		22.62	22.49	0.13
<b>Security Subtotal</b>					<b>312.77</b>	<b>270.61</b>	<b>42.16</b>
SOUTHERN UNION CO NEW	5.0000	04/03/09	12/30/09		114.86	79.88	34.98
	4.0000	04/08/09	12/30/09		91.89	61.81	30.08
<b>Security Subtotal</b>					<b>206.75</b>	<b>141.69</b>	<b>65.06</b>
SYMANTEC CORP COM	11.0000	03/24/09	04/03/09		179.16	157.76	21.40
TJX COS INC NEW	4.0000	05/15/09	05/28/09		116.59	108.47	8.12
TESORO CORP	3.0000	02/23/09	04/03/09		43.91	43.06	0.85
	4.0000	02/23/09	05/13/09		64.11	57.42	6.69
	4.0000	02/24/09	05/13/09		64.11	59.21	4.90
	1.0000	02/24/09	05/15/09		16.90	14.81	2.09
	6.0000	03/16/09	05/15/09		101.46	80.88	20.58
	7.0000	03/16/09	05/18/09		118.65	94.38	24.27
	5.0000	03/17/09	05/22/09		82.10	67.60	14.50
	5.0000	03/17/09	05/26/09		80.90	67.60	13.30
	1.0000	03/17/09	05/28/09		16.99	13.53	3.46
	4.0000	03/20/09	05/28/09		67.96	58.60	9.36
	5.0000	03/20/09	06/01/09		87.75	73.26	14.49
<b>Security Subtotal</b>					<b>744.84</b>	<b>630.35</b>	<b>114.49</b>



WILLISON FAMILY CHAR FOUNDATN

2009 ANNUAL STATEMENT SUMMARY

2009 CAPITAL GAIN AND LOSS TRANSACTIONS

Account No. 88Q-04399

Taxpayer No. 95-4608751

Page 88 of 147

Security Description	Quantity	Date Acquired Cover of Short	Date Liquidated Short Sale	Year-to-Date	Amortization/Accretion Life-to-Date	Sales Price	Cost Basis	Gain or (Loss)
TEXAS INSTRUMENTS	8.0000	04/24/09	05/04/09			146.85	139.94	6.91
	10.0000	04/27/09	05/04/09			183.58	177.12	6.46
		<b>Security Subtotal</b>				<b>330.43</b>	<b>317.06</b>	<b>13.37</b>
TEXAS INDUST INC	3.0000	01/29/09	06/30/09			92.35	71.83	20.52
	3.0000	02/04/09	07/01/09			96.17	74.46	21.71
		<b>Security Subtotal</b>				<b>188.52</b>	<b>146.29</b>	<b>42.23</b>
THORATEC CORP COM NEW	3.0000	10/17/08	01/07/09			88.92	82.63	6.29
	1.0000	10/17/08	01/08/09			29.04	27.55	1.49
	2.0000	10/20/08	01/08/09			58.10	57.85	0.25
	1.0000	10/20/08	01/12/09			29.36	28.93	0.43
	2.0000	10/22/08	01/12/09			58.74	53.73	5.01
	1.0000	10/22/08	01/13/09			29.87	26.87	3.00
	2.0000	10/23/08	01/13/09			59.75	51.45	8.30
	1.0000	10/23/08	01/15/09			29.33	25.73	3.60
	2.0000	12/12/08	01/15/09			58.68	55.93	2.75
		<b>Security Subtotal</b>				<b>441.79</b>	<b>410.67</b>	<b>31.12</b>
TARGET CORP COM	8.0000	05/28/09	06/29/09			320.53	311.94	8.59
TRANSDIGM GROUP INC	2.0000	02/11/09	11/02/09			79.02	77.47	1.55
	1.0000	02/17/09	11/02/09			39.52	38.82	0.70
	1.0000	02/17/09	11/11/09			40.04	38.83	1.21
	2.0000	02/23/09	11/11/09			80.08	71.89	8.19
	2.0000	02/24/09	11/11/09			80.08	71.40	8.68
	<b>Security Subtotal</b>				<b>318.74</b>	<b>298.41</b>	<b>20.33</b>	
TRANSOCEAN LTD	6.0000	01/29/09	05/26/09			445.04	331.26	113.78
	2.0000	02/11/09	05/26/09			148.34	119.92	28.42
	1.0000	02/17/09	05/26/09			74.18	56.88	17.30
	2.0000	02/17/09	05/28/09			151.82	113.77	38.05
	3.0000	02/23/09	05/28/09			227.74	167.35	60.39



WILLISON FAMILY CHAR FOUNDATN

2009 ANNUAL STATEMENT SUMMARY

Account No.  
88Q-04399

Taxpayer No.  
95-4608751

Page  
89 of 147

2009 CAPITAL GAIN AND LOSS TRANSACTIONS

Security Description	Quantity	Date Acquired Cover of Short	Date Liquidated Short Sale	Year-to-Date Amortization/Accretion Life-to-Date	Sales Price	Cost Basis	Gain or (Loss)
TRANSOCEAN LTD	2.0000	02/23/09	06/01/09		164.26	111.57	52.69
	1.0000	03/04/09	06/01/09		82.14	57.78	24.36
	2.0000	03/04/09	06/09/09		164.95	115.57	49.38
<b>Security Subtotal</b>					<b>1,458.47</b>	<b>1,074.10</b>	<b>384.37</b>
TIME WARNER INC SHS	3.0000	12/04/08	06/24/09		73.77	64.44	9.33
	3.0000	12/04/08	11/12/09		94.76	64.45	30.31
	14.0000	04/08/09	11/12/09		442.24	302.35	139.89
	4.0000	05/04/09	11/12/09		126.36	94.31	32.05
	3.0000	05/04/09	11/16/09		96.92	70.74	26.18
	5.0000	07/06/09	11/16/09		161.54	120.50	41.04
	3.0000	07/06/09	11/19/09		95.07	72.31	22.76
<b>Security Subtotal</b>					<b>1,090.66</b>	<b>789.10</b>	<b>301.56</b>
TIME WARNER CABLE INC	5.0000	04/27/09	05/22/09		161.71	136.31	25.40
	6.0000	06/30/09	11/12/09		251.42	188.90	62.52
	2.0000	07/31/09	11/12/09		83.81	67.05	16.76
	2.0000	07/31/09	11/17/09		85.11	67.05	18.06
<b>Security Subtotal</b>					<b>582.05</b>	<b>459.31</b>	<b>122.74</b>
THERMO FISHER SCIENTIFIC	5.0000	04/27/09	05/26/09		189.98	164.48	25.50
	5.0000	04/24/09	05/26/09		189.97	168.47	21.50
<b>Security Subtotal</b>					<b>379.95</b>	<b>332.95</b>	<b>47.00</b>
TEREX CORP DEL NEW COM	6.0000	03/16/09	07/21/09		83.28	59.65	23.63
	1.0000	03/16/09	07/22/09		13.63	9.95	3.68
	5.0000	03/17/09	07/22/09		68.19	47.18	21.01
	2.0000	03/17/09	07/27/09		28.64	18.88	9.76
	4.0000	03/24/09	07/27/09		57.29	41.45	15.84
	3.0000	03/24/09	07/30/09		44.76	31.10	13.66
<b>Security Subtotal</b>					<b>295.79</b>	<b>208.21</b>	<b>87.58</b>



Account No.  
88Q-04399

Taxpayer No.  
95-4608751

Page  
90 of 147

WILLISON FAMILY CHAR FOUNDATN

2009 ANNUAL STATEMENT SUMMARY

2009 CAPITAL GAIN AND LOSS TRANSACTIONS

Security Description	Quantity	Date Acquired Cover of Short	Date Liquidated Short Sale	Year-to-Date	Amortization/Accretion Life-to-Date	Sales Price	Cost Basis	Gain or (Loss)
TOLL BROS INC COM	4.0000	10/20/08	09/04/09			86.48	80.42	6.06
	4.0000	10/22/08	09/08/09			87.66	78.78	8.88
	1.0000	11/10/08	09/08/09			21.92	18.90	3.02
	3.0000	11/10/08	09/17/09			64.51	56.71	7.80
	4.0000	11/11/08	09/17/09			86.02	76.45	9.57
	4.0000	12/15/08	09/17/09			86.02	80.62	5.40
		<b>Security Subtotal</b>				<b>432.61</b>	<b>391.88</b>	<b>40.73</b>
UNUM GROUP	10.0000	10/17/08	09/29/09			216.84	161.82	55.02
	3.0000	10/17/08	10/08/09			65.39	48.55	16.84
	7.0000	11/03/08	10/08/09			152.60	117.01	35.59
	2.0000	11/06/08	10/08/09			43.60	33.60	10.00
	15.0000	11/06/08	10/14/09			336.43	252.03	84.40
		<b>Security Subtotal</b>				<b>814.86</b>	<b>613.01</b>	<b>201.85</b>
UNITEDHEALTH GROUP INC	3.0000	12/12/08	04/29/09			70.85	69.30	1.55
	3.0000	03/20/09	04/29/09			70.86	63.54	7.32
	2.0000	03/20/09	05/04/09			46.07	42.36	3.71
		<b>Security Subtotal</b>				<b>187.78</b>	<b>175.20</b>	<b>12.58</b>
US BANCORP (NEW)	9.0000	01/23/09	04/13/09			156.17	131.08	25.09
	12.0000	01/28/09	04/13/09			208.23	171.96	36.27
	5.0000	02/04/09	04/13/09			86.77	72.34	14.43
	9.0000	02/04/09	04/17/09			159.55	130.23	29.32
		<b>Security Subtotal</b>				<b>610.72</b>	<b>505.61</b>	<b>105.11</b>
UNION PACIFIC CORP	3.0000	12/15/08	06/15/09			154.28	128.42	25.86
	1.0000	03/16/09	09/08/09			62.03	39.78	22.25
	7.0000	12/22/08	09/08/09			434.16	324.50	109.66
	3.0000	12/15/08	09/08/09			186.07	128.43	57.64
	7.0000	03/16/09	10/15/09			436.54	278.53	158.01
	6.0000	03/17/09	10/15/09			374.18	237.93	136.25
	4.0000	03/20/09	10/15/09			249.45	157.85	91.60
	3.0000	03/26/09	10/15/09			187.10	128.09	59.01
	1.0000	03/26/09	11/04/09			60.48	42.70	17.78



Account No.  
88Q-04399

Taxpayer No.  
95-4608751

Page  
91 of 147

WILLISON FAMILY CHAR FOUNDATN

2009 ANNUAL STATEMENT SUMMARY

2009 CAPITAL GAIN AND LOSS TRANSACTIONS

Security Description	Quantity	Date Acquired Cover of Short	Date Liquidated Short Sale	Year-to-Date	Amortization/Accretion Life-to-Date	Sales Price	Cost Basis	Gain or (Loss)
UNION PACIFIC CORP	9.0000	04/03/09	11/04/09			544.37	412.50	131.87
	3.0000	04/03/09	11/05/09			178.61	137.50	41.11
	5.0000	04/15/09	11/05/09			297.69	237.34	60.35
	2.0000	04/15/09	11/06/09			122.47	94.94	27.53
	4.0000	05/15/09	11/06/09			244.96	189.90	55.06
<b>Security Subtotal</b>						<b>3,532.39</b>	<b>2,538.41</b>	<b>993.98</b>
UNITED TECHS CORP COM	3.0000	02/11/09	05/18/09			157.39	142.42	14.97
	7.0000	02/17/09	05/18/09			367.24	319.66	47.58
	7.0000	03/05/09	05/18/09			367.25	267.94	99.31
	2.0000	03/05/09	05/22/09			102.92	76.56	26.36
	3.0000	03/24/09	05/22/09			154.39	129.89	24.50
	5.0000	07/02/09	10/14/09			316.84	252.77	64.07
	3.0000	07/10/09	10/14/09			190.10	148.98	41.12
	6.0000	07/22/09	10/14/09			380.20	324.02	56.18
	12.0000	07/27/09	10/14/09			760.43	622.77	137.66
	2.0000	10/15/09	10/21/09			129.99	128.43	1.56
	3.0000	10/15/09	10/23/09			197.32	192.66	4.66
<b>Security Subtotal</b>						<b>3,124.07</b>	<b>2,606.10</b>	<b>517.97</b>
UNITRIN INC COM	5.0000	04/03/09	05/26/09			74.63	74.49	0.14
V F CORPORATION	2.0000	11/10/08	01/29/09			115.95	100.97	14.98
	2.0000	11/11/08	02/23/09			106.59	98.43	8.16
	2.0000	05/04/09	07/27/09			129.70	120.32	9.38
	2.0000	05/05/09	07/30/09			129.55	121.66	7.89
<b>Security Subtotal</b>						<b>481.79</b>	<b>441.38</b>	<b>40.41</b>
VALMONT INDUSTRIES	2.0000	06/19/09	08/03/09			145.71	137.68	8.03
VARIAN MEDICAL SYS INC	2.0000	11/21/08	02/23/09			68.10	67.44	0.66
VERIZON COMMUNICATNS COM	10.0000	06/09/09	06/19/09			299.97	292.52	7.45
	3.0000	06/10/09	06/19/09			90.00	89.22	0.78
<b>Security Subtotal</b>						<b>389.97</b>	<b>381.74</b>	<b>8.23</b>



WILLISON FAMILY CHAR FOUNDATN

2009 ANNUAL STATEMENT SUMMARY

Account No.  
88Q-04399

Taxpayer No.  
95-4608751

Page  
92 of 147

2009 CAPITAL GAIN AND LOSS TRANSACTIONS

Security Description	Quantity	Date Acquired Cover of Short	Date Liquidated Short Sale	Year-to-Date	Amortization/Accretion Life-to-Date	Sales Price	Cost Basis	Gain or (Loss)
VIA COM INC NEW CL B	5.0000	07/01/09	11/18/09			152.55	114.32	38.23
	6.0000	07/21/09	11/25/09			181.98	137.95	44.03
		<b>Security Subtotal</b>				<b>334.53</b>	<b>252.27</b>	<b>82.26</b>
VISA INC CL A SHRS	2.0000	06/15/09	07/21/09			132.20	129.56	2.64
	2.0000	06/15/09	07/22/09			133.67	129.56	4.11
	1.0000	06/15/09	07/27/09			67.54	64.79	2.75
		<b>Security Subtotal</b>				<b>333.41</b>	<b>323.91</b>	<b>9.50</b>
WARNACO GROUP INC CL A	3.0000	06/15/09	08/03/09			112.74	100.32	12.42
	3.0000	06/16/09	08/04/09			112.90	101.51	11.39
		<b>Security Subtotal</b>				<b>225.64</b>	<b>201.83</b>	<b>23.81</b>
ZIMMER HOLDINGS INC COM	2.0000	12/01/08	02/23/09			80.94	73.20	7.74
	1.0000	12/15/08	02/23/09			40.47	38.66	1.81
	1.0000	12/15/08	09/21/09			52.83	38.67	14.16
	4.0000	02/04/09	09/21/09			211.37	153.24	58.13
	2.0000	12/18/08	09/21/09			105.67	80.82	24.85
	2.0000	03/24/09	09/29/09			107.30	72.33	34.97
		<b>Security Subtotal</b>				<b>598.58</b>	<b>456.92</b>	<b>141.66</b>
WATSON PHARMACEUTICALS	3.0000	05/04/09	07/14/09			100.55	89.97	10.68
	3.0000	05/05/09	07/15/09			100.43	90.00	10.43
		<b>Security Subtotal</b>				<b>201.08</b>	<b>179.97</b>	<b>21.11</b>
WSTN DIGITAL CORP DEL	3.0000	05/13/09	06/29/09			79.93	66.93	13.00
	3.0000	05/13/09	06/30/09			79.63	66.94	12.69
		<b>Security Subtotal</b>				<b>159.56</b>	<b>133.87</b>	<b>25.69</b>
WHOLE FOODS MKT INC COM	6.0000	05/18/09	07/30/09			149.45	120.40	29.05
	3.0000	05/18/09	08/03/09			73.41	60.21	13.20
	2.0000	05/22/09	08/03/09			48.94	37.88	11.06
	4.0000	05/22/09	08/04/09			98.08	75.79	22.29
	3.0000	06/15/09	08/07/09			83.58	58.64	24.94
	2.0000	06/15/09	08/11/09			55.87	39.10	16.77



WILLISON FAMILY CHAR FOUNDATN

2009 ANNUAL STATEMENT SUMMARY

2009 CAPITAL GAIN AND LOSS TRANSACTIONS

Security Description	Quantity	Date Acquired Cover of Short	Date Liquidated Short Sale	Year-to-Date Amortization/Accretion Life-to-Date	Sales Price	Cost Basis	Gain or (Loss)
WHOLE FOODS MKT INC COM	1.0000	06/16/09	08/11/09		27.94	19.46	8.48
	3.0000	06/16/09	08/13/09		83.39	58.38	25.01
	1.0000	06/16/09	08/18/09		27.23	19.46	7.77
<b>Security Subtotal</b>					<b>647.89</b>	<b>489.32</b>	<b>158.57</b>
WILLIAMS SONOMA INC	7.0000	12/08/08	06/30/09		83.15	63.14	20.01
	1.0000	12/08/08	07/01/09		11.84	9.02	2.82
	6.0000	02/04/09	07/01/09		71.08	50.81	20.27
	3.0000	02/04/09	07/02/09		33.55	25.41	8.14
<b>Security Subtotal</b>					<b>199.62</b>	<b>148.38</b>	<b>51.24</b>
WILLIAMS COMPANIES DEL	9.0000	02/23/09	03/16/09		102.80	98.78	4.02
WORTHINGTON INDSTRS OHIO	7.0000	10/22/08	01/07/09		80.71	80.49	0.22
XILINX INC	6.0000	05/07/09	06/24/09		119.86	118.22	1.64
	2.0000	05/13/09	06/24/09		39.96	36.73	3.23
	3.0000	05/13/09	07/20/09		60.18	55.11	5.07
	4.0000	05/15/09	07/20/09		80.25	75.73	4.52
	3.0000	05/15/09	07/21/09		59.30	56.80	2.50
	1.0000	05/18/09	07/21/09		19.77	19.15	0.62
	3.0000	05/18/09	07/22/09		59.96	57.45	2.51
<b>Security Subtotal</b>					<b>439.28</b>	<b>419.19</b>	<b>20.09</b>
WGL HOLDINGS INC (NYSE)	3.0000	04/27/09	06/30/09		95.98	93.99	1.99
	3.0000	05/04/09	07/01/09		97.90	93.18	4.72
<b>Security Subtotal</b>					<b>193.88</b>	<b>187.17</b>	<b>6.71</b>
WELLPOINT INC	9.0000	10/02/08	05/26/09		417.07	411.74	5.33
	2.0000	10/17/08	05/26/09		92.68	79.93	12.75
	2.0000	10/20/08	05/26/09		92.68	82.81	9.87
	2.0000	10/22/08	05/26/09		92.68	79.64	13.04
	3.0000	10/28/08	05/26/09		139.04	113.40	25.64
<b>Security Subtotal</b>					<b>834.15</b>	<b>767.52</b>	<b>66.63</b>



Account No.  
88Q-04399

Taxpayer No.  
95-4608751

Page  
94 of 147

WILLISON FAMILY CHAR FOUNDATN

2009 ANNUAL STATEMENT SUMMARY

2009 CAPITAL GAIN AND LOSS TRANSACTIONS

Security Description	Quantity	Date Acquired Cover of Short	Date Liquidated Short Sale	Year-to-Date Amortization/Accretion Life-to-Date	Sales Price	Cost Basis	Gain or (Loss)
WELLCARE HLTH PLANS INC	3.0000	07/30/09	11/10/09		97.27	66.60	30.67
	1.0000	07/30/09	11/17/09		33.77	22.21	11.56
	4.0000	08/03/09	11/17/09		135.11	91.77	43.34
<b>Security Subtotal</b>					<b>266.15</b>	<b>180.58</b>	<b>85.57</b>
<b>Short Term Capital Gains Subtotal</b>					<b>143,472.62</b>	<b>122,126.62</b>	<b>21,346.00</b>
<b>SHORT TERM CAPITAL LOSSES</b>							
ALLSTATE CORP DEL COM	7.0000	05/18/09	06/30/09		170.88	172.80	(1.92)
	9.0000	05/18/09	07/01/09		219.46	222.18	(2.72)
	7.0000	05/18/09	07/02/09		172.50	172.81	(0.31)
	11.0000	05/22/09	07/06/09		268.75	291.21	(22.46)
	4.0000	05/22/09	07/07/09		97.95	105.90	(7.95)
	3.0000	05/22/09	07/09/09		71.10	79.43	(8.33)
	1.0000	05/26/09	07/09/09		23.71	26.13	(2.42)
	4.0000	05/26/09	07/10/09		92.70	104.54	(11.84)
	3.0000	05/26/09	07/14/09		72.77	78.41	(5.64)
	2.0000	05/26/09	07/15/09		48.86	52.28	(3.42)
<b>Security Subtotal</b>					<b>1,238.68</b>	<b>1,305.69</b>	<b>(67.01)</b>
ASTORIA FINANCIAL CORP	5.0000	12/18/08	02/11/09		38.73	80.23	(41.50)
	5.0000	12/23/08	02/11/09		38.74	79.68	(40.94)
<b>Security Subtotal</b>					<b>77.47</b>	<b>159.91</b>	<b>(82.44)</b>
ARCH CAPITAL GRP LTD BM	2.0000	10/15/09	11/10/09		138.91	140.61	(1.70)
AMEDISYS INC	3.0000	08/19/08	05/26/09		90.22	170.36	(80.14)
	2.0000	10/20/08	05/28/09		61.15	106.20	(45.05)
	1.0000	11/05/08	05/28/09		30.58	57.75	(27.17)
	1.0000	11/05/08	06/15/09		29.43	57.76	(28.33)
<b>Security Subtotal</b>					<b>211.38</b>	<b>392.07</b>	<b>(180.69)</b>



WILLISON FAMILY CHAR FOUNDATN

Account No.  
88Q-04399

Taxpayer No.  
95-4608751

Page  
95 of 147

2009 ANNUAL STATEMENT SUMMARY

2009 CAPITAL GAIN AND LOSS TRANSACTIONS

Security Description	Quantity	Date Acquired Cover of Short	Date Liquidated Short Sale	Year-to-Date	Amortization/Accretion Life-to-Date	Sales Price	Cost Basis	Gain or (Loss)
APOLLO GROUP INC CL A	1.0000	03/11/09	06/18/09			66.20	69.45	(3.25)
	1.0000	03/16/09	06/18/09			66.21	67.47	(1.26)
<b>Security Subtotal</b>						<b>132.41</b>	<b>136.92</b>	<b>(4.51)</b>
AGL RESOURCES INC COM	4.0000	10/15/09	10/27/09			145.19	146.31	(1.12)
ALASKA AIR GROUP INC COM	3.0000	11/21/08	04/24/09			53.43	61.19	(7.76)
	2.0000	12/02/08	04/24/09			35.62	43.46	(7.84)
	2.0000	12/02/08	04/27/09			32.79	43.46	(10.67)
	2.0000	01/05/09	04/27/09			32.80	60.01	(27.21)
	1.0000	01/05/09	05/04/09			17.92	30.01	(12.09)
	3.0000	01/23/09	05/04/09			53.78	81.50	(27.72)
	1.0000	01/29/09	05/04/09			17.93	29.60	(11.67)
	2.0000	01/29/09	05/05/09			37.28	59.21	(21.93)
<b>Security Subtotal</b>						<b>281.55</b>	<b>408.44</b>	<b>(126.89)</b>
AMERICAN FINL GRP HLDGS	2.0000	06/20/08	01/29/09			35.55	56.53	(20.98)
	5.0000	06/20/08	02/04/09			83.30	141.34	(58.04)
<b>Security Subtotal</b>						<b>118.85</b>	<b>197.87</b>	<b>(79.02)</b>
AMERICAN TOWER CORP CL A	5.0000	04/27/09	05/04/09			154.87	163.71	(8.84)
AXIS CAPITAL HOLDINGS	5.0000	10/06/09	10/15/09			149.79	153.38	(3.59)
	2.0000	10/14/09	10/15/09			59.92	62.64	(2.72)
	6.0000	10/14/09	11/16/09			176.62	187.93	(11.31)
<b>Security Subtotal</b>						<b>386.33</b>	<b>403.95</b>	<b>(17.62)</b>
ALCOA INC	8.0000	12/30/08	01/15/09			71.13	84.85	(13.72)
	12.0000	12/31/08	01/15/09			106.71	136.69	(29.98)
	8.0000	12/31/08	01/23/09			64.61	91.13	(26.52)
	17.0000	01/05/09	01/23/09			137.30	206.44	(69.14)
	2.0000	01/05/09	01/29/09			16.79	24.29	(7.50)
	16.0000	01/07/09	01/29/09			134.38	174.71	(40.33)
	5.0000	01/08/09	01/29/09			42.00	55.71	(13.71)



WILLISON FAMILY CHAR FOUNDATN

2009 ANNUAL STATEMENT SUMMARY

Account No.  
88Q-04399

Taxpayer No.  
95-4608751

Page  
96 of 147

2009 CAPITAL GAIN AND LOSS TRANSACTIONS

Security Description	Quantity	Date Acquired Cover of Short	Date Liquidated Short Sale	Year-to-Date Life-to-Date	Amortization/Accretion Life-to-Date	Sales Price	Cost Basis	Gain or (Loss)
ALCOA INC	6.0000	01/08/09	02/04/09			48.93	66.86	(17.93)
	10.0000	01/12/09	02/04/09			81.55	99.28	(17.73)
	8.0000	01/13/09	02/04/09			65.24	75.64	(10.40)
		<b>Security Subtotal</b>				<b>768.64</b>	<b>1,015.60</b>	<b>(246.96)</b>
ALLIANCE DATA SYS CORP	2.0000	11/03/08	02/11/09			78.88	101.05	(22.17)
	1.0000	11/05/08	02/11/09			39.44	52.93	(13.49)
	3.0000	11/05/08	02/23/09			85.31	158.80	(73.49)
	3.0000	11/06/08	03/11/09			89.27	150.97	(61.70)
	1.0000	11/06/08	03/16/09			31.86	50.33	(18.47)
	1.0000	11/10/08	03/16/09			31.86	51.55	(19.69)
	2.0000	11/10/08	03/17/09			62.67	103.11	(40.44)
	2.0000	11/11/08	03/20/09			64.50	99.34	(34.84)
	1.0000	11/21/08	03/20/09			32.26	36.07	(3.81)
	1.0000	11/21/08	03/23/09			32.30	36.07	(3.77)
		<b>Security Subtotal</b>				<b>548.35</b>	<b>840.22</b>	<b>(291.87)</b>
AMERIGROUP CORP COM	3.0000	06/15/09	09/23/09			71.99	82.28	(10.29)
	3.0000	06/16/09	09/23/09			72.00	84.54	(12.54)
		<b>Security Subtotal</b>				<b>143.99</b>	<b>166.82</b>	<b>(22.83)</b>
AMERIPRISE FINL INC	4.0000	05/07/09	06/15/09			97.79	112.23	(14.44)
	2.0000	05/11/09	06/15/09			48.90	53.11	(4.21)
	2.0000	05/11/09	06/16/09			49.34	53.12	(3.78)
	2.0000	05/22/09	06/16/09			49.34	57.19	(7.85)
	1.0000	05/22/09	06/18/09			23.86	28.60	(4.74)
	3.0000	05/26/09	06/18/09			71.58	85.13	(13.55)
	6.0000	10/06/09	10/15/09			220.00	220.12	(0.12)
	46.0000	10/14/09	10/15/09			1,686.71	1,715.60	(28.89)
		<b>Security Subtotal</b>				<b>2,247.52</b>	<b>2,325.10</b>	<b>(77.58)</b>



WILLISON FAMILY CHAR FOUNDATN

2009 ANNUAL STATEMENT SUMMARY

Account No.  
88Q-04399

Taxpayer No.  
95-4608751

Page  
97 of 147

2009 CAPITAL GAIN AND LOSS TRANSACTIONS

Security Description	Quantity	Date Acquired Cover of Short	Date Liquidated Short Sale	Year-to-Date	Amortization/Accretion Life-to-Date	Sales Price	Cost Basis	Gain or (Loss)
AT& T INC	37.0000	01/07/09	02/11/09			905.18	1,004.92	(99.74)
	2.0000	01/08/09	02/11/09			48.93	53.99	(5.06)
	11.0000	01/08/09	02/17/09			254.29	297.01	(42.72)
	9.0000	01/12/09	02/17/09			208.06	232.52	(24.46)
	12.0000	09/17/09	11/19/09			313.19	316.41	(3.22)
		<b>Security Subtotal</b>				<b>1,729.65</b>	<b>1,904.85</b>	<b>(175.20)</b>
AGCO CORP COM	1.0000	10/17/08	01/05/09			26.31	30.51	(4.20)
AMN ELEC POWER CO	3.0000	12/18/08	04/03/09			78.77	92.89	(14.12)
	3.0000	01/07/09	04/03/09			78.77	98.84	(20.07)
	2.0000	01/07/09	04/08/09			52.48	65.90	(13.42)
	4.0000	01/29/09	04/08/09			104.99	132.28	(27.29)
	2.0000	01/29/09	04/13/09			52.13	66.14	(14.01)
	3.0000	02/17/09	04/13/09			78.20	91.49	(13.29)
	2.0000	02/17/09	04/15/09			51.78	61.00	(9.22)
	2.0000	03/02/09	04/15/09			51.79	56.14	(4.35)
	4.0000	03/02/09	04/17/09			107.85	112.30	(4.45)
	3.0000	03/23/09	04/22/09			79.38	84.67	(5.29)
	3.0000	03/23/09	04/23/09			78.05	84.67	(6.62)
	7.0000	09/04/09	10/27/09			211.94	215.71	(3.77)
		<b>Security Subtotal</b>				<b>1,026.13</b>	<b>1,162.03</b>	<b>(135.90)</b>
ARMSTRONG WORLD INDS INC	4.0000	04/27/09	06/30/09			64.98	74.11	(9.13)
	1.0000	05/05/09	06/30/09			16.25	19.20	(2.95)
	4.0000	05/05/09	07/01/09			68.17	76.82	(8.65)
		<b>Security Subtotal</b>				<b>149.40</b>	<b>170.13</b>	<b>(20.73)</b>
BUNGE LIMITED	3.0000	03/17/09	05/04/09			150.21	166.92	(16.71)
	3.0000	03/20/09	05/05/09			147.86	172.69	(24.83)
	2.0000	03/23/09	05/06/09			101.18	117.34	(16.16)
	2.0000	03/24/09	05/07/09			103.99	117.45	(13.46)
	2.0000	03/25/09	05/11/09			109.77	115.55	(5.78)



Account No.  
88Q-04399

Taxpayer No.  
95-4608751

WILLISON FAMILY CHAR FOUNDATN

2009 ANNUAL STATEMENT SUMMARY

2009 CAPITAL GAIN AND LOSS TRANSACTIONS

Security Description	Quantity	Date Acquired Cover of Short	Date Liquidated Short Sale	Year-to-Date	Amortization/Accretion Life-to-Date	Sales Price	Cost Basis	Gain or (Loss)
BUNGE LIMITED	2.0000	03/27/09	05/13/09			112.14	117.71	(5.57)
	2.0000	04/03/09	05/15/09			110.69	117.29	(6.60)
	3.0000	10/01/09	11/09/09			173.95	186.14	(12.19)
		<b>Security Subtotal</b>				<b>1,009.79</b>	<b>1,111.09</b>	<b>(101.30)</b>
BIOGEN IDEC INC	1.0000	07/21/09	11/16/09			46.67	46.81	(0.14)
	2.0000	07/21/09	11/19/09			91.95	93.63	(1.68)
	2.0000	07/27/09	11/19/09			91.95	98.45	(6.50)
	3.0000	08/03/09	11/25/09			142.44	144.35	(1.91)
		<b>Security Subtotal</b>				<b>373.01</b>	<b>383.24</b>	<b>(10.23)</b>
BARD C R INC	2.0000	02/24/09	03/16/09			149.71	169.97	(20.26)
BIG LOTS INC	5.0000	04/24/09	10/14/09			131.79	133.72	(1.93)
	5.0000	04/27/09	10/14/09			131.79	133.93	(2.14)
	4.0000	04/29/09	10/14/09			105.43	108.37	(2.94)
	4.0000	05/04/09	10/14/09			105.43	112.43	(7.00)
	4.0000	05/05/09	10/14/09			105.44	110.37	(4.93)
	3.0000	05/06/09	10/14/09			79.09	80.62	(1.53)
	7.0000	10/15/09	11/10/09			177.38	190.96	(13.58)
	7.0000	10/15/09	11/16/09			180.58	190.97	(10.39)
		<b>Security Subtotal</b>				<b>1,016.93</b>	<b>1,061.37</b>	<b>(44.44)</b>
BANK NEW YORK MELLON	8.0000	06/10/09	06/23/09			224.85	228.00	(3.15)
BAXTER INTERNTL INC	4.0000	02/24/09	03/03/09			210.58	229.72	(19.14)
BEST BUY CO INC	5.0000	05/04/09	07/30/09			184.85	195.31	(10.46)
	4.0000	05/04/09	07/31/09			149.80	156.25	(6.45)
	4.0000	05/07/09	08/03/09			150.72	156.40	(5.68)
	1.0000	05/07/09	08/04/09			38.47	39.11	(0.64)
		<b>Security Subtotal</b>				<b>523.84</b>	<b>547.07</b>	<b>(23.23)</b>



WILLISON FAMILY CHAR FOUNDATN

2009 ANNUAL STATEMENT SUMMARY

Account No.  
88Q-04399

Taxpayer No.  
95-4608751

Page  
99 of 147

2009 CAPITAL GAIN AND LOSS TRANSACTIONS

Security Description	Quantity	Date Acquired Cover of Short	Date Liquidated Short Sale	Year-to-Date Amortization/Accretion Life-to-Date	Sales Price	Cost Basis	Gain or (Loss)
CSX CORP	9.0000	12/04/08	03/16/09		226.90	297.04	(70.14)
	4.0000	12/08/08	03/16/09		100.85	146.53	(45.68)
	4.0000	12/08/08	03/17/09		96.36	146.53	(50.17)
	6.0000	12/12/08	03/17/09		144.54	194.08	(49.54)
	2.0000	01/07/09	03/20/09		50.09	69.86	(19.77)
	3.0000	12/15/08	03/20/09		75.13	94.54	(19.41)
	4.0000	12/18/08	03/20/09		100.18	138.56	(38.38)
	7.0000	01/07/09	03/23/09		184.76	244.54	(59.78)
	5.0000	01/12/09	03/24/09		134.91	164.00	(29.09)
		<b>Security Subtotal</b>			<b>1,113.72</b>	<b>1,495.68</b>	<b>(381.96)</b>
CARDINAL HEALTH INC OHIO	4.0000	03/26/09	06/29/09		122.82	130.19	(7.37)
	2.0000	03/26/09	06/30/09		60.98	65.10	(4.12)
	1.0000	03/27/09	06/30/09		30.50	32.57	(2.07)
	2.0000	03/27/09	07/01/09		61.45	65.17	(3.72)
		<b>Security Subtotal</b>			<b>275.75</b>	<b>293.03</b>	<b>(17.28)</b>
CARNIVAL CORP PAIRED SHS	4.0000	11/03/08	03/20/09		86.23	97.04	(10.81)
	7.0000	11/05/08	03/20/09		150.91	171.36	(20.45)
	5.0000	11/06/08	03/20/09		107.81	114.54	(6.73)
		<b>Security Subtotal</b>			<b>344.95</b>	<b>382.94</b>	<b>(37.99)</b>
CORINTHIAN COLLEGES INC	6.0000	09/16/08	08/03/09		93.04	98.98	(5.94)
	1.0000	09/16/08	08/07/09		15.95	16.50	(0.55)
	4.0000	02/11/09	08/18/09		63.85	84.61	(20.76)
	5.0000	04/03/09	08/19/09		80.10	96.03	(15.93)
		<b>Security Subtotal</b>			<b>252.94</b>	<b>296.12</b>	<b>(43.18)</b>
CONOCOPHILLIPS	12.0000	05/07/09	06/15/09		518.18	533.57	(15.39)
	14.0000	05/07/09	06/16/09		615.43	622.50	(7.07)
	3.0000	05/07/09	06/18/09		128.18	133.39	(5.21)
	2.0000	05/07/09	06/19/09		86.54	88.94	(2.40)
		<b>Security Subtotal</b>			<b>1,348.33</b>	<b>1,378.40</b>	<b>(30.07)</b>



Account No.  
88Q-04399

Taxpayer No.  
95-4608751

Page  
100 of 147

WILLISON FAMILY CHAR FOUNDATN

2009 ANNUAL STATEMENT SUMMARY

2009 CAPITAL GAIN AND LOSS TRANSACTIONS

Security Description	Quantity	Date Acquired Cover of Short	Date Liquidated Short Sale	Year-to-Date Amortization/Accretion	Life-to-Date	Sales Price	Cost Basis	Gain or (Loss)
CATERPILLAR INC DEL	3.0000	10/02/08	01/05/09			139.85	157.67	(17.82)
	5.0000	11/03/08	02/04/09			155.63	194.27	(38.64)
	3.0000	11/20/08	02/04/09			93.38	104.41	(11.03)
	3.0000	01/29/09	02/04/09			93.39	96.75	(3.36)
	14.0000	01/29/09	02/11/09			438.56	451.54	(12.98)
		<b>Security Subtotal</b>				<b>920.81</b>	<b>1,004.64</b>	<b>(83.83)</b>
CEPHALON INC COM	2.0000	11/03/08	04/03/09			136.72	147.64	(10.92)
	2.0000	11/05/08	05/04/09			129.35	149.40	(20.05)
	1.0000	11/21/08	05/04/09			64.67	67.97	(3.30)
	1.0000	12/04/08	05/04/09			64.68	74.44	(9.76)
	1.0000	12/08/08	05/06/09			63.70	76.57	(12.87)
	1.0000	12/12/08	05/06/09			63.70	74.75	(11.05)
	1.0000	12/15/08	05/07/09			64.75	75.24	(10.49)
	2.0000	06/30/09	08/11/09			112.94	113.45	(0.51)
	2.0000	07/01/09	08/18/09			112.70	113.33	(0.63)
		<b>Security Subtotal</b>				<b>813.21</b>	<b>892.79</b>	<b>(79.58)</b>
CHESAPEAKE ENERGY OKLA	4.0000	09/22/09	10/15/09			115.06	115.38	(0.32)
CINN FINCL CRP OHIO	4.0000	06/19/09	07/14/09			88.33	90.41	(2.08)
COMERICA INC COM	5.0000	01/12/09	01/23/09			73.81	85.78	(11.97)
CREE INC	3.0000	06/24/09	07/22/09			87.02	89.95	(2.93)
CUMMINS INC COM	3.0000	07/03/08	01/07/09			87.96	186.06	(98.10)
	3.0000	07/09/08	01/07/09			87.97	198.97	(111.00)
	2.0000	07/09/08	02/20/09			42.04	132.65	(90.61)
	3.0000	07/14/08	02/20/09			63.07	199.67	(136.60)
	3.0000	07/14/08	02/23/09			61.98	199.68	(137.70)
	2.0000	07/21/08	02/23/09			41.33	135.76	(94.43)
	4.0000	07/21/08	02/24/09			82.95	271.54	(188.59)
	5.0000	07/23/08	03/16/09			113.84	350.25	(236.41)
	1.0000	07/21/08	03/16/09			22.76	67.89	(45.13)



WILLISON FAMILY CHAR FOUNDATN

2009 ANNUAL STATEMENT SUMMARY

Account No.  
88Q-04399

Taxpayer No.  
95-4608751

Page  
101 of 147

2009 CAPITAL GAIN AND LOSS TRANSACTIONS

Security Description	Quantity	Date Acquired Cover of Short	Date Liquidated Short Sale	Year-to-Date	Amortization/Accretion Life-to-Date	Sales Price	Cost Basis	Gain or (Loss)
CUMMINS INC COM	3.0000	07/23/08	03/20/09			72.48	210.16	(137.68)
	3.0000	07/28/08	03/20/09			72.48	196.24	(123.76)
	3.0000	09/29/08	03/23/09			72.83	128.80	(55.97)
<b>Security Subtotal</b>						<b>821.69</b>	<b>2,277.67</b>	<b>(1,455.98)</b>
DECKERS OUTDOORS CORP	1.0000	08/21/08	01/29/09			53.77	115.11	(61.34)
	1.0000	08/22/08	01/29/09			53.78	116.69	(62.91)
	1.0000	08/25/08	02/11/09			53.04	115.17	(62.13)
	1.0000	10/02/08	02/11/09			53.05	95.40	(42.35)
	1.0000	11/03/08	02/17/09			53.61	85.63	(32.02)
<b>Security Subtotal</b>						<b>267.25</b>	<b>528.00</b>	<b>(260.75)</b>
DEVON ENERGY CORP NEW	8.0000	06/29/09	07/09/09			407.01	449.99	(42.98)
	5.0000	06/30/09	07/09/09			254.39	270.64	(16.25)
<b>Security Subtotal</b>						<b>661.40</b>	<b>720.63</b>	<b>(59.23)</b>
DUKE ENERGY CORP NEW	11.0000	09/21/09	10/14/09			172.48	174.23	(1.75)
DEERE CO	6.0000	09/05/08	01/12/09			257.10	373.23	(116.13)
	1.0000	09/18/08	01/12/09			42.86	60.70	(17.84)
	3.0000	09/30/08	03/20/09			95.93	144.86	(48.93)
	2.0000	10/20/08	03/20/09			63.96	74.82	(10.86)
	1.0000	09/18/08	03/20/09			31.97	60.71	(28.74)
	2.0000	10/20/08	03/24/09			68.18	74.82	(6.64)
	2.0000	11/05/08	03/24/09			68.18	83.11	(14.93)
	2.0000	11/05/08	04/03/09			73.22	83.11	(9.89)
	3.0000	12/12/08	04/03/09			109.85	110.11	(0.26)
	5.0000	12/12/08	04/08/09			177.37	183.52	(6.15)
<b>Security Subtotal</b>						<b>988.62</b>	<b>1,248.99</b>	<b>(260.37)</b>
DEVRY INC DEL	2.0000	12/08/08	04/15/09			85.91	110.94	(25.03)
	1.0000	12/08/08	04/17/09			45.21	55.48	(10.27)
<b>Security Subtotal</b>						<b>131.12</b>	<b>166.42</b>	<b>(35.30)</b>
DIEBOLD INC	3.0000	11/03/08	01/15/09			81.51	88.80	(7.29)



WILLISON FAMILY CHAR FOUNDATN

2009 ANNUAL STATEMENT SUMMARY

Account No.  
88Q-04399

Taxpayer No.  
95-4608751

Page  
102 of 147

2009 CAPITAL GAIN AND LOSS TRANSACTIONS

Security Description	Quantity	Date Acquired Cover of Short	Date Liquidated Short Sale	Year-to-Date	Amortization/Accretion Life-to-Date	Sales Price	Cost Basis	Gain or (Loss)
DOW CHEMICAL CO	5.0000	09/17/09	10/26/09			129.49	130.92	(1.43)
EXPRESS SCRIPTS INC COM	2.0000	03/20/08	01/07/09			111.96	121.25	(9.29)
	1.0000	03/20/08	01/08/09			55.06	60.63	(5.57)
	1.0000	11/05/08	01/13/09			52.40	64.01	(11.61)
	2.0000	11/05/08	01/14/09			103.46	128.03	(24.57)
	2.0000	11/05/08	01/23/09			104.79	128.03	(23.24)
		<b>Security Subtotal</b>				<b>427.67</b>	<b>501.95</b>	<b>(74.28)</b>
EASTMAN CHEMICAL CO COM	1.0000	10/17/08	01/05/09			33.23	42.21	(8.98)
	2.0000	10/22/08	01/05/09			66.48	80.60	(14.12)
	2.0000	11/06/08	01/07/09			65.97	80.28	(14.31)
	3.0000	02/04/09	03/16/09			70.41	76.30	(5.89)
		<b>Security Subtotal</b>				<b>236.09</b>	<b>279.39</b>	<b>(43.30)</b>
ENERGY CORP NEW	2.0000	02/17/09	02/23/09			136.66	138.31	(1.65)
	3.0000	04/03/09	04/27/09			193.77	207.27	(13.50)
		<b>Security Subtotal</b>				<b>330.43</b>	<b>345.58</b>	<b>(15.15)</b>
EDISON INTL CALIF	7.0000	08/05/08	07/02/09			218.72	323.54	(104.82)
	5.0000	08/11/08	07/06/09			155.22	231.83	(76.61)
	4.0000	08/18/08	07/06/09			124.19	180.33	(56.14)
	3.0000	09/10/08	07/07/09			91.90	125.34	(33.44)
	2.0000	09/29/08	07/07/09			61.28	79.65	(18.37)
	4.0000	09/29/08	07/09/09			120.72	159.31	(38.59)
	1.0000	11/03/08	07/09/09			30.18	35.21	(5.03)
	4.0000	11/03/08	07/14/09			122.45	140.84	(18.39)
	1.0000	12/08/08	07/15/09			31.27	31.39	(0.12)
	3.0000	12/08/08	07/20/09			92.61	94.17	(1.56)
	1.0000	12/12/08	07/20/09			30.87	32.05	(1.18)
	3.0000	12/12/08	07/21/09			94.09	96.18	(2.09)
	1.0000	12/12/08	07/22/09			31.27	32.06	(0.79)
	1.0000	01/05/09	08/04/09			32.08	33.23	(1.15)
	2.0000	01/05/09	08/07/09			63.83	66.48	(2.65)
		<b>Security Subtotal</b>				<b>1,300.68</b>	<b>1,661.61</b>	<b>(360.93)</b>



WILLISON FAMILY CHAR FOUNDATN

2009 ANNUAL STATEMENT SUMMARY

Account No.  
88Q-04399

Taxpayer No.  
95-4608751

Page  
103 of 147

2009 CAPITAL GAIN AND LOSS TRANSACTIONS

Security Description	Quantity	Date Acquired Cover of Short	Date Liquidated Short Sale	Year-to-Date Life-to-Date	Amortization/Accretion Life-to-Date	Sales Price	Cost Basis	Gain or (Loss)
EXXON MOBIL CORP COM	20.0000	06/29/09	12/16/09			1,387.14	1,411.02	(23.88)
ENDO PHARMACEUTCLS HLDGS	4.0000	03/24/09	05/26/09			66.05	69.60	(3.55)
	3.0000	03/25/09	05/26/09			49.54	51.61	(2.07)
	1.0000	03/25/09	05/28/09			16.23	17.21	(0.98)
<b>Security Subtotal</b>						<b>131.82</b>	<b>138.42</b>	<b>(6.60)</b>
EXELON CORPORATION	5.0000	08/07/09	11/27/09			237.07	249.03	(11.96)
	3.0000	08/07/09	12/02/09			148.80	149.43	(0.63)
	3.0000	08/31/09	12/02/09			148.80	151.02	(2.22)
	2.0000	09/21/09	12/02/09			99.21	102.06	(2.85)
	5.0000	09/21/09	12/04/09			249.92	255.17	(5.25)
	7.0000	09/21/09	12/07/09			348.79	357.24	(8.45)
<b>Security Subtotal</b>						<b>1,232.59</b>	<b>1,263.95</b>	<b>(31.36)</b>
EL PASO CORPORATION	7.0000	09/29/08	01/05/09			61.62	87.72	(26.10)
	3.0000	10/02/08	01/05/09			26.42	33.00	(6.58)
	9.0000	10/02/08	01/07/09			77.09	99.03	(21.94)
	8.0000	10/03/08	01/08/09			68.69	89.13	(20.44)
	1.0000	10/02/08	01/08/09			8.58	11.01	(2.43)
	1.0000	10/03/08	01/12/09			7.81	11.15	(3.34)
<b>Security Subtotal</b>						<b>250.21</b>	<b>331.04</b>	<b>(80.83)</b>
ENERGEN CRP COM PV 1CENT	5.0000	10/15/09	11/10/09			222.98	234.89	(11.91)
	5.0000	10/15/09	11/16/09			225.47	234.89	(9.42)
	3.0000	10/15/09	11/19/09			129.66	140.94	(11.28)
	3.0000	10/15/09	11/27/09			130.49	140.94	(10.45)
<b>Security Subtotal</b>						<b>708.60</b>	<b>751.66</b>	<b>(43.06)</b>
FOSSIL INC COM	4.0000	10/03/08	01/12/09			56.63	104.35	(47.72)
	1.0000	10/08/08	01/12/09			14.16	23.67	(9.51)
	3.0000	10/08/08	01/15/09			38.88	71.02	(32.14)
<b>Security Subtotal</b>						<b>109.67</b>	<b>199.04</b>	<b>(89.37)</b>



WILLISON FAMILY CHAR FOUNDATN

2009 ANNUAL STATEMENT SUMMARY

2009 CAPITAL GAIN AND LOSS TRANSACTIONS

Security Description	Quantity	Date Acquired Cover of Short	Date Liquidated Short Sale	Amortization/Accretion Year-to-Date	Life-to-Date	Sales Price	Cost Basis	Gain or (Loss)
FLIR SYSTEMS INC	3.0000	08/05/08	02/04/09			73.15	113.89	(40.74)
	1.0000	08/05/08	02/11/09			22.43	37.97	(15.54)
	3.0000	08/11/08	02/11/09			67.31	115.22	(47.91)
	1.0000	08/11/08	02/17/09			20.90	38.41	(17.51)
<b>Security Subtotal</b>						<b>183.79</b>	<b>305.49</b>	<b>(121.70)</b>
FIRSTENERGY CORP	4.0000	10/14/09	12/04/09			179.04	185.90	(6.86)
	3.0000	10/14/09	12/08/09			133.17	139.44	(6.27)
<b>Security Subtotal</b>						<b>312.21</b>	<b>325.34</b>	<b>(13.13)</b>
FRESH DEL MONTE PROD INC	4.0000	01/07/09	06/30/09			65.62	88.06	(22.44)
FTI CONSULTING INC COM	2.0000	07/07/09	11/10/09			94.01	101.43	(7.42)
	2.0000	07/09/09	11/10/09			94.01	101.84	(7.83)
<b>Security Subtotal</b>						<b>188.02</b>	<b>203.27</b>	<b>(15.25)</b>
F5 NETWORKS INC COM	5.0000	11/06/08	03/16/09			98.45	113.84	(15.39)
	1.0000	11/06/08	03/20/09			20.86	22.78	(1.92)
	3.0000	11/10/08	03/20/09			62.61	67.95	(5.34)
	2.0000	11/10/08	03/23/09			42.08	45.30	(3.22)
	2.0000	11/11/08	03/23/09			42.09	45.21	(3.12)
	2.0000	11/11/08	03/24/09			42.30	45.22	(2.92)
	3.0000	11/21/08	03/25/09			61.98	63.14	(1.16)
	1.0000	11/24/08	03/25/09			20.67	23.21	(2.54)
	2.0000	11/24/08	03/26/09			43.43	46.43	(3.00)
	2.0000	12/01/08	03/26/09			43.43	46.58	(3.15)
	1.0000	12/01/08	03/27/09			22.14	23.29	(1.15)
	3.0000	12/08/08	03/27/09			66.44	71.55	(5.11)
	1.0000	12/08/08	04/03/09			23.03	23.85	(0.82)
<b>Security Subtotal</b>						<b>589.51</b>	<b>638.35</b>	<b>(48.84)</b>
FOOT LOCKER INC N.Y. COM	6.0000	05/05/09	06/29/09			64.73	72.76	(8.03)



WILLISON FAMILY CHAR FOUNDATN

2009 ANNUAL STATEMENT SUMMARY

Account No.  
88Q-04399

Taxpayer No.  
95-4608751

Page  
105 of 147

2009 CAPITAL GAIN AND LOSS TRANSACTIONS

Security Description	Quantity	Date Acquired Cover of Short	Date Liquidated Short Sale	Year-to-Date Amortization/Accretion Life-to-Date	Sales Price	Cost Basis	Gain or (Loss)
FUEL SYSTEMS SOLUTIONS	3.0000	10/17/08	03/17/09		30.74	97.89	(67.15)
	3.0000	10/22/08	03/17/09		30.74	104.27	(73.53)
		<b>Security Subtotal</b>			<b>61.48</b>	<b>202.16</b>	<b>(140.68)</b>
FIRST SOLAR INC	1.0000	12/08/08	02/23/09		131.38	134.94	(3.56)
	1.0000	12/30/08	02/24/09		125.92	133.88	(7.96)
		<b>Security Subtotal</b>			<b>257.30</b>	<b>268.82</b>	<b>(11.52)</b>
FOREST LABS INC	4.0000	10/07/08	07/06/09		96.67	99.03	(2.36)
	1.0000	10/07/08	07/07/09		24.63	24.76	(0.13)
		<b>Security Subtotal</b>			<b>121.30</b>	<b>123.79</b>	<b>(2.49)</b>
GAYLORD ENTMT CO NEW COM	6.0000	07/23/08	06/30/09		76.45	189.60	(113.15)
	3.0000	07/23/08	07/01/09		37.82	94.80	(56.98)
		<b>Security Subtotal</b>			<b>114.27</b>	<b>284.40</b>	<b>(170.13)</b>
GENERAL ELECTRIC	11.0000	01/30/09	03/23/09		113.01	138.15	(25.14)
	24.0000	01/30/09	03/24/09		255.70	301.45	(45.75)
		<b>Security Subtotal</b>			<b>368.71</b>	<b>439.60</b>	<b>(70.89)</b>
GARMIN LTD (KAYMAN IS)	3.0000	08/07/09	08/18/09		84.92	95.87	(11.95)
GAMESTOP CORP NEW CL A	5.0000	04/22/09	07/14/09		107.69	149.95	(42.26)
	2.0000	04/24/09	07/14/09		43.08	62.02	(18.94)
	6.0000	04/24/09	07/15/09		128.69	186.06	(57.37)
	6.0000	04/27/09	07/20/09		133.66	184.78	(51.12)
	3.0000	04/27/09	07/21/09		67.50	92.39	(24.89)
	2.0000	04/29/09	07/21/09		45.01	60.38	(15.37)
	4.0000	04/29/09	07/22/09		94.48	120.76	(26.28)
	1.0000	04/29/09	07/27/09		23.34	30.20	(6.86)
	3.0000	05/04/09	07/27/09		70.04	90.03	(19.99)
	4.0000	05/04/09	07/30/09		88.12	120.05	(31.93)
	4.0000	05/05/09	08/03/09		90.71	116.10	(25.39)



WILLISON FAMILY CHAR FOUNDATN

2009 ANNUAL STATEMENT SUMMARY

Account No.  
88Q-04399

Taxpayer No.  
95-4608751

Page  
106 of 147

2009 CAPITAL GAIN AND LOSS TRANSACTIONS

Security Description	Quantity	Date Acquired Cover of Short	Date Liquidated Short Sale	Year-to-Date	Amortization/Accretion Life-to-Date	Sales Price	Cost Basis	Gain or (Loss)
GAMESTOP CORP NEW CL A	1.0000	05/05/09	08/04/09			23.97	29.03	(5.06)
	3.0000	05/06/09	08/04/09			71.91	83.66	(11.75)
	3.0000	05/07/09	08/07/09			73.86	83.40	(9.54)
		<b>Security Subtotal</b>				<b>1,062.06</b>	<b>1,408.81</b>	<b>(346.75)</b>
GENOPTIX INC	2.0000	11/21/08	04/29/09			54.02	57.23	(3.21)
GILEAD SCIENCES INC COM	4.0000	09/29/08	07/14/09			181.53	187.96	(6.43)
	4.0000	12/24/08	07/15/09			182.29	201.95	(19.66)
	4.0000	01/08/09	07/15/09			182.29	193.67	(11.38)
	1.0000	01/08/09	07/20/09			47.76	48.42	(0.66)
	2.0000	01/13/09	07/20/09			95.55	96.98	(1.43)
		<b>Security Subtotal</b>				<b>689.42</b>	<b>728.98</b>	<b>(39.56)</b>
HCC INS HOLDING INC	10.0000	09/29/09	11/12/09			264.51	279.85	(15.34)
HUDSON CITY BANCORP INC	1.0000	03/14/08	02/04/09			12.20	16.35	(4.15)
	6.0000	03/14/08	02/11/09			73.94	98.17	(24.23)
	4.0000	04/07/08	02/11/09			49.30	72.85	(23.55)
	3.0000	04/07/08	02/17/09			34.06	54.65	(20.59)
	6.0000	04/15/08	02/17/09			68.14	102.54	(34.40)
	2.0000	04/15/08	02/25/09			20.43	34.18	(13.75)
		<b>Security Subtotal</b>				<b>258.07</b>	<b>378.74</b>	<b>(120.67)</b>
HANOVER INS GROUP INC	3.0000	04/29/08	04/24/09			88.84	136.96	(48.12)
HARLEY DAVIDSON INC WIS	3.0000	10/17/08	01/15/09			39.14	77.30	(38.16)
	3.0000	10/20/08	01/15/09			39.15	77.88	(38.73)
	4.0000	10/23/08	01/23/09			44.04	85.22	(41.18)
	2.0000	11/06/08	01/23/09			22.03	43.30	(21.27)
	2.0000	11/06/08	01/29/09			24.75	43.30	(18.55)
	4.0000	11/10/08	01/29/09			49.52	80.48	(30.96)
		<b>Security Subtotal</b>				<b>218.63</b>	<b>407.48</b>	<b>(188.85)</b>
HERSHEY COMPANY	3.0000	10/17/08	04/14/09			105.58	106.52	(0.94)



WILLISON FAMILY CHAR FOUNDATN

2009 ANNUAL STATEMENT SUMMARY

2009 CAPITAL GAIN AND LOSS TRANSACTIONS

Security Description	Quantity	Date Acquired Cover of Short	Date Liquidated Short Sale	Year-to-Date	Amortization/Accretion Life-to-Date	Sales Price	Cost Basis	Gain or (Loss)
HUMANA INC	3.0000	08/11/08	02/04/09			124.91	148.09	(23.18)
	2.0000	08/18/08	02/04/09			83.28	99.12	(15.84)
	3.0000	08/18/08	02/11/09			128.46	148.68	(20.22)
	1.0000	08/27/08	02/11/09			42.82	45.78	(2.96)
	2.0000	08/27/08	02/17/09			84.04	91.59	(7.55)
	2.0000	09/29/08	02/17/09			84.05	84.24	(0.19)
	1.0000	09/29/08	02/23/09			31.14	42.12	(10.98)
	3.0000	11/03/08	02/23/09			93.45	95.69	(2.24)
	1.0000	11/05/08	02/23/09			31.15	35.56	(4.41)
	2.0000	11/05/08	02/24/09			62.74	71.14	(8.40)
	1.0000	11/24/08	03/16/09			24.37	26.39	(2.02)
	3.0000	11/24/08	03/17/09			73.22	79.17	(5.95)
	3.0000	11/26/08	03/20/09			75.59	83.64	(8.05)
	1.0000	11/26/08	03/23/09			25.11	27.89	(2.78)
						<b>964.33</b>	<b>1,079.10</b>	<b>(114.77)</b>
IRON MOUNTAIN INC NEW	3.0000	05/05/09	10/09/09			81.92	89.97	(8.05)
	3.0000	05/05/09	11/16/09			75.77	89.97	(14.20)
	3.0000	05/06/09	11/16/09			75.78	89.24	(13.46)
	1.0000	05/07/09	11/16/09			25.26	30.02	(4.76)
	5.0000	06/18/09	11/20/09			121.85	139.80	(17.95)
	2.0000	05/07/09	11/20/09			48.73	60.07	(11.34)
						<b>429.31</b>	<b>499.07</b>	<b>(69.76)</b>
IDACORP INC COM	3.0000	01/23/09	02/11/09			79.84	85.82	(5.98)
JOHNSON CONTROLS INC	7.0000	11/05/08	03/16/09			69.24	132.09	(62.85)
	4.0000	11/26/08	03/16/09			39.57	69.41	(29.84)
						<b>108.81</b>	<b>201.50</b>	<b>(92.69)</b>
KOHL'S CORP WISC PV 1CT	6.0000	06/09/09	06/29/09			265.05	280.41	(15.36)
	6.0000	06/19/09	06/30/09			256.05	262.59	(6.54)
	2.0000	06/19/09	07/01/09			86.91	87.53	(0.62)
	1.0000	06/19/09	07/02/09			41.55	43.77	(2.22)
						<b>649.56</b>	<b>674.30</b>	<b>(24.74)</b>



Account No.  
88Q-04399

Taxpayer No.  
95-4608751


Page  
108 of 147

WILLISON FAMILY CHAR FOUNDATN

2009 ANNUAL STATEMENT SUMMARY

2009 CAPITAL GAIN AND LOSS TRANSACTIONS

Security Description	Quantity	Date Acquired Cover of Short	Date Liquidated Short Sale	Amortization/Accretion Year-to-Date	Life-to-Date	Sales Price	Cost Basis	Gain or (Loss)
KROGER CO	4.0000	04/15/09	12/14/09			80.64	82.79	(2.15)
	7.0000	04/27/09	12/17/09			143.58	150.01	(6.43)
	2.0000	06/30/09	12/17/09			41.03	43.87	(2.84)
	1.0000	04/15/09	12/17/09			20.51	20.70	(0.19)
	4.0000	06/30/09	12/22/09			82.21	87.76	(5.55)
	6.0000	07/02/09	12/22/09			123.33	130.44	(7.11)
		<b>Security Subtotal</b>				<b>491.30</b>	<b>515.57</b>	<b>(24.27)</b>
LEAP WIRELESS INTL INC	3.0000	07/09/09	08/07/09			53.16	84.28	(31.12)
	1.0000	07/14/09	08/07/09			17.73	28.09	(10.36)
	2.0000	07/14/09	08/11/09			36.89	56.21	(19.32)
		<b>Security Subtotal</b>				<b>107.78</b>	<b>168.58</b>	<b>(60.80)</b>
LHC GROUP INC	3.0000	12/08/08	09/29/09			90.25	107.95	(17.70)
ELI LILLY & CO	5.0000	12/12/08	05/22/09			172.90	176.51	(3.61)
	10.0000	12/15/08	05/22/09			345.80	355.61	(9.81)
		<b>Security Subtotal</b>				<b>518.70</b>	<b>532.12</b>	<b>(13.42)</b>
MGM MIRAGE INC 1 CT COM	6.0000	05/06/09	05/15/09			49.22	76.78	(27.56)
	4.0000	05/07/09	05/15/09			32.82	47.30	(14.48)
	3.0000	05/07/09	05/18/09			24.73	35.48	(10.75)
		<b>Security Subtotal</b>				<b>106.77</b>	<b>159.56</b>	<b>(52.79)</b>
METLIFE INC COM	5.0000	09/22/09	10/15/09			189.89	193.06	(3.17)
	6.0000	09/23/09	10/15/09			227.88	232.64	(4.76)
	2.0000	09/28/09	10/15/09			75.96	77.05	(1.09)
		<b>Security Subtotal</b>				<b>493.73</b>	<b>502.75</b>	<b>(9.02)</b>
MONSANTO CO NEW DEL COM	5.0000	04/30/08	04/03/09			393.81	580.62	(186.81)
	2.0000	04/30/08	04/08/09			155.36	232.25	(76.89)
		<b>Security Subtotal</b>				<b>549.17</b>	<b>812.87</b>	<b>(263.70)</b>
MARATHON OIL CORP	7.0000	05/26/09	06/24/09			205.99	208.96	(2.97)



Account No.  
88Q-04399

Taxpayer No.  
95-4608751

Page  
109 of 147

WILLISON FAMILY CHAR FOUNDATN

2009 ANNUAL STATEMENT SUMMARY

2009 CAPITAL GAIN AND LOSS TRANSACTIONS

Security Description	Quantity	Date Acquired Cover of Short	Date Liquidated Short Sale	Year-to-Date Amortization/Accretion Life-to-Date	Sales Price	Cost Basis	Gain or (Loss)
MEDCO HEALTH SOLUTIONS I	6.0000	02/04/09	03/16/09		247.20	287.74	(40.54)
	7.0000	02/23/09	03/16/09		288.41	312.45	(24.04)
	5.0000	02/24/09	03/16/09		206.02	225.38	(19.36)
<b>Security Subtotal</b>					<b>741.63</b>	<b>825.57</b>	<b>(83.94)</b>
METROPCS COMM INC	8.0000	06/30/09	08/13/09		72.41	111.59	(39.18)
MOSAIC CO	3.0000	03/20/09	07/06/09		128.95	131.63	(2.68)
	3.0000	03/24/09	07/06/09		128.95	131.83	(2.88)
<b>Security Subtotal</b>					<b>257.90</b>	<b>263.46</b>	<b>(5.56)</b>
MIRANT CORP NEW	14.0000	06/04/09	12/22/09		216.74	221.48	(4.74)
	6.0000	06/30/09	12/22/09		92.89	93.33	(0.44)
	5.0000	07/01/09	12/22/09		77.41	81.37	(3.96)
<b>Security Subtotal</b>					<b>387.04</b>	<b>396.18</b>	<b>(9.14)</b>
MARSHALL AND ILSLEY CORP	7.0000	01/12/09	05/22/09		43.37	76.27	(32.90)
	5.0000	01/13/09	05/22/09		30.98	56.07	(25.09)
	2.0000	01/13/09	05/26/09		12.89	22.44	(9.55)
	7.0000	01/14/09	05/26/09		45.13	76.71	(31.58)
<b>Security Subtotal</b>					<b>132.37</b>	<b>231.49</b>	<b>(99.12)</b>
MERCK&CO INC	12.0000	04/03/08	03/16/09		323.21	452.37	(129.16)
	10.0000	07/01/08	03/16/09		269.35	386.40	(117.05)
	5.0000	07/21/08	03/16/09		134.67	180.15	(45.48)
	2.0000	09/25/08	03/16/09		53.88	64.62	(10.74)
	3.0000	09/25/08	03/17/09		78.66	96.93	(18.27)
	6.0000	10/03/08	03/17/09		157.32	189.23	(31.91)
	6.0000	10/17/08	03/17/09		157.32	175.46	(18.14)
	5.0000	10/20/08	03/17/09		131.10	153.44	(22.34)
	1.0000	11/03/08	03/17/09		26.23	30.82	(4.59)
<b>Security Subtotal</b>	<b>22.0000</b>	<b>11/03/08</b>	<b>03/20/09</b>		<b>587.31</b>	<b>678.14</b>	<b>(90.83)</b>



WILLISON FAMILY CHAR FOUNDATN

2009 ANNUAL STATEMENT SUMMARY

Account No.  
88Q-04399

Taxpayer No.  
95-4608751

Page  
110 of 147

2009 CAPITAL GAIN AND LOSS TRANSACTIONS

Security Description	Quantity	Date Acquired Cover of Short	Date Liquidated Short Sale	Year-to-Date	Amortization/Accretion Life-to-Date	Sales Price	Cost Basis	Gain or (Loss)
MERCK&CO INC	3.0000	11/03/08	03/23/09			83.03	92.48	(9.45)
	5.0000	02/04/09	03/23/09			138.39	150.89	(12.50)
	1.0000	02/04/09	03/24/09			27.85	30.18	(2.33)
<b>Security Subtotal</b>						<b>2,168.32</b>	<b>2,681.11</b>	<b>(512.79)</b>
MOTOROLA INC COM	16.0000	12/15/08	04/01/09			65.65	66.41	(0.76)
NEWFIELD EXPL CO COM	1.0000	07/21/08	01/05/09			21.54	54.63	(33.09)
NCR CORP NEW	5.0000	10/02/08	01/12/09			69.25	104.72	(35.47)
	2.0000	10/07/08	01/12/09			27.71	36.83	(9.12)
	4.0000	10/07/08	01/23/09			49.90	73.69	(23.79)
	2.0000	11/26/08	01/23/09			24.96	29.09	(4.13)
	3.0000	11/26/08	01/29/09			38.83	43.64	(4.81)
<b>Security Subtotal</b>						<b>210.65</b>	<b>287.97</b>	<b>(77.32)</b>
NORFOLK SOUTHERN CORP	7.0000	01/29/09	03/16/09			219.58	271.09	(51.51)
	2.0000	01/29/09	03/20/09			62.98	77.46	(14.48)
	4.0000	02/04/09	03/20/09			125.99	154.26	(28.27)
	2.0000	02/04/09	03/23/09			65.00	77.13	(12.13)
	2.0000	02/11/09	03/23/09			65.00	75.92	(10.92)
	3.0000	02/11/09	03/24/09			96.97	113.89	(16.92)
	5.0000	02/11/09	03/26/09			172.52	189.83	(17.31)
	5.0000	04/24/09	05/15/09			175.41	193.33	(17.92)
	4.0000	06/15/09	06/29/09			152.66	156.91	(4.25)
	4.0000	06/15/09	06/30/09			150.14	156.92	(6.78)
	2.0000	06/15/09	07/01/09			78.21	78.46	(0.25)
	2.0000	06/15/09	07/02/09			75.07	78.47	(3.40)
<b>Security Subtotal</b>						<b>1,439.53</b>	<b>1,623.67</b>	<b>(184.14)</b>
NORTHROP GRUMMAN CORP	5.0000	11/05/08	05/28/09			237.73	241.31	(3.58)



Account No.  
88Q-04399

Taxpayer No.  
95-4608751

Page  
111 of 147

WILLISON FAMILY CHAR FOUNDATN

2009 ANNUAL STATEMENT SUMMARY

2009 CAPITAL GAIN AND LOSS TRANSACTIONS

Security Description	Quantity	Date Acquired		Date Liquidated	Amortization/Accretion	Year-to-Date	Life-to-Date	Sales Price	Cost Basis	Gain or (Loss)
		Cover of Short	Short Sale							
NOVELLUS SYS INC	5.0000	07/23/08	03/16/09					68.47	105.14	(36.67)
	1.0000	07/23/08	03/20/09					14.84	21.03	(6.19)
	4.0000	07/28/08	03/20/09					59.36	78.80	(19.44)
	2.0000	07/28/08	03/27/09					33.72	39.41	(5.69)
		<b>Security Subtotal</b>						<b>176.39</b>	<b>244.38</b>	<b>(67.99)</b>
OG E ENERGY CORP PV \$0.01	8.0000	10/15/09	11/12/09					271.39	272.40	(1.01)
OIL STS INTL INC DEL COM	2.0000	03/24/08	01/05/09					40.69	86.29	(45.60)
	2.0000	03/31/08	01/05/09					40.70	88.62	(47.92)
	1.0000	03/31/08	01/07/09					21.15	44.32	(23.17)
		<b>Security Subtotal</b>						<b>102.54</b>	<b>219.23</b>	<b>(116.69)</b>
OC.NS CORNING INC COMMON..	9.0000	07/25/08	03/16/09					65.41	213.33	(147.92)
	3.0000	07/25/08	03/17/09					21.40	71.12	(49.72)
		<b>Security Subtotal</b>						<b>86.81</b>	<b>284.45</b>	<b>(197.64)</b>
OLD REPUB INTL CORP	8.0000	10/08/08	06/30/09					76.94	87.00	(10.06)
	7.0000	02/04/09	07/02/09					66.99	76.47	(9.48)
	4.0000	02/04/09	07/06/09					37.56	43.70	(6.14)
		<b>Security Subtotal</b>						<b>181.49</b>	<b>207.17</b>	<b>(25.68)</b>
OVRSEAS SHIPHLD GRP	2.0000	01/11/08	01/05/09					87.78	129.91	(42.13)
	2.0000	01/17/08	01/07/09					88.33	122.00	(33.67)
	2.0000	01/23/08	01/08/09					87.97	120.85	(32.88)
		<b>Security Subtotal</b>						<b>264.08</b>	<b>372.76</b>	<b>(108.68)</b>
PULTE HOMES INC COM	5.0000	09/18/08	04/27/09					59.60	71.09	(11.49)
	3.0000	09/18/08	04/29/09					35.25	42.66	(7.41)
		<b>Security Subtotal</b>						<b>94.85</b>	<b>113.75</b>	<b>(18.90)</b>
PRUDENTIAL FINANCIAL INC	5.0000	10/14/09	12/30/09					251.70	258.82	(7.12)



Account No.  
88Q-04399

Taxpayer No.  
95-4608751

Page  
112 of 147

WILLISON FAMILY CHAR FOUNDATN

2009 ANNUAL STATEMENT SUMMARY

2009 CAPITAL GAIN AND LOSS TRANSACTIONS

Security Description	Quantity	Date Acquired Cover of Short	Date Liquidated Short Sale	Year-to-Date Amortization/Accretion	Life-to-Date	Sales Price	Cost Basis	Gain or (Loss)
PENN VIRGINIA CORP	4.0000	05/11/09	05/26/09			73.27	89.61	(16.34)
	1.0000	05/13/09	05/26/09			18.32	21.26	(2.94)
	3.0000	05/13/09	05/28/09			54.14	63.81	(9.67)
		<b>Security Subtotal</b>				<b>145.73</b>	<b>174.68</b>	<b>(28.95)</b>
PFIZER INC DEL PV\$0.05	13.0000	07/09/08	01/29/09			198.50	239.75	(41.25)
	12.0000	07/21/08	01/29/09			183.24	220.32	(37.08)
	11.0000	07/23/08	01/29/09			167.97	207.78	(39.81)
	7.0000	09/25/08	01/29/09			106.89	130.08	(23.19)
	22.0000	10/03/08	01/29/09			335.94	423.42	(87.48)
	10.0000	10/14/08	01/29/09			152.70	171.45	(18.75)
	6.0000	10/14/08	02/04/09			89.94	102.88	(12.94)
	13.0000	10/20/08	02/04/09			194.88	224.76	(29.88)
	22.0000	10/22/08	02/04/09			329.80	372.98	(43.18)
	7.0000	11/05/08	02/04/09			104.95	124.40	(19.45)
	14.0000	10/23/08	02/04/09			209.88	237.83	(27.95)
	12.0000	10/28/08	02/04/09			179.89	196.42	(16.53)
	16.0000	11/03/08	02/04/09			239.86	284.33	(44.47)
		<b>Security Subtotal</b>				<b>2,494.44</b>	<b>2,936.40</b>	<b>(441.96)</b>
PITNEY BOWES INC	8.0000	07/24/09	08/03/09			164.23	187.84	(23.61)
PROTECTIVE LIFE CORP COM	3.0000	09/10/08	01/29/09			28.82	107.17	(78.35)
	4.0000	09/17/08	01/29/09			38.43	115.24	(76.81)
		<b>Security Subtotal</b>				<b>67.25</b>	<b>222.41</b>	<b>(155.16)</b>
RESMED INC	2.0000	02/24/09	04/24/09			74.89	81.12	(6.23)
	2.0000	02/24/09	04/27/09			76.05	81.13	(5.08)
		<b>Security Subtotal</b>				<b>150.94</b>	<b>162.25</b>	<b>(11.31)</b>
RAYMOND JAMES FINL INC	5.0000	12/31/08	04/22/09			76.39	86.10	(9.71)
	5.0000	01/07/09	04/24/09			78.88	92.58	(13.70)
	4.0000	02/23/09	04/27/09			60.79	62.39	(1.60)
		<b>Security Subtotal</b>				<b>216.06</b>	<b>241.07</b>	<b>(25.01)</b>



Account No.  
88Q-04399

Taxpayer No.  
95-4608751

Page  
113 of 147

WILLISON FAMILY CHAR FOUNDATN

2009 ANNUAL STATEMENT SUMMARY

2009 CAPITAL GAIN AND LOSS TRANSACTIONS

Security Description	Quantity	Date Acquired		Date Liquidated	Amortization/Accretion		Sales Price	Cost Basis	Gain or (Loss)	
		Cover of Short	Short Sale		Year-to-Date	Life-to-Date				
REGIONS FINL CORP	9.0000	12/24/08	01/23/09				39.80	74.49	(34.69)	
	9.0000	12/30/08	01/23/09				39.80	70.56	(30.76)	
	5.0000	12/31/08	01/23/09				22.12	38.39	(16.27)	
	5.0000	12/31/08	01/29/09				21.14	38.40	(17.26)	
	10.0000	01/05/09	01/29/09				42.30	88.71	(46.41)	
	1.0000	01/07/09	01/29/09				4.23	8.01	(3.78)	
	8.0000	01/07/09	02/04/09				21.47	64.15	(42.68)	
			<b>Security Subtotal</b>				<b>190.86</b>	<b>382.71</b>	<b>(191.85)</b>	
	RYDER SYSTEM INC	2.0000	04/07/08	03/16/09				51.34	128.91	(77.57)
		1.0000	10/23/08	03/16/09				25.67	39.22	(13.55)
1.0000		10/23/08	03/25/09				27.76	39.23	(11.47)	
2.0000		11/06/08	03/25/09				55.54	76.19	(20.65)	
2.0000		11/10/08	04/17/09				49.94	76.92	(26.98)	
1.0000		11/11/08	04/17/09				24.97	36.98	(12.01)	
1.0000		11/11/08	04/22/09				25.36	36.98	(11.62)	
2.0000		04/03/09	04/22/09				50.75	61.48	(10.73)	
1.0000		04/03/09	04/23/09				25.39	30.75	(5.36)	
			<b>Security Subtotal</b>				<b>336.72</b>	<b>526.66</b>	<b>(189.94)</b>	
SHAW GROUP INC	3.0000	04/03/09	04/15/09				80.07	88.99	(8.92)	
	1.0000	04/03/09	04/17/09				29.31	29.67	(0.36)	
	1.0000	04/08/09	04/22/09				28.31	28.57	(0.26)	
			<b>Security Subtotal</b>				<b>137.69</b>	<b>147.23</b>	<b>(9.54)</b>	
SAFeway INC	6.0000	01/07/09	01/23/09				136.70	141.47	(4.77)	
	7.0000	02/04/09	07/27/09				130.10	146.52	(16.42)	
	2.0000	02/11/09	07/27/09				37.18	41.27	(4.09)	
	6.0000	02/11/09	07/30/09				115.32	123.83	(8.51)	
	2.0000	02/17/09	07/30/09				38.45	39.98	(1.53)	
	5.0000	02/17/09	08/03/09				94.77	99.96	(5.19)	
	2.0000	02/20/09	08/03/09				37.92	40.95	(3.03)	
	4.0000	02/20/09	08/04/09				75.82	81.91	(6.09)	
2.0000	03/20/09	08/04/09				37.92	39.37	(1.45)		
5.0000	03/20/09	08/07/09				92.65	98.43	(5.78)		



WILLISON FAMILY CHAR FOUNDATN

2009 ANNUAL STATEMENT SUMMARY

Account No.  
88Q-04399

Taxpayer No.  
95-4608751

Page  
114 of 147

2009 CAPITAL GAIN AND LOSS TRANSACTIONS

Security Description	Quantity	Date Acquired Cover of Short	Date Liquidated Short Sale	Year-to-Date Amortization/Accretion Life-to-Date	Sales Price	Cost Basis	Gain or (Loss)
SAFEWAY INC NEW	5.0000	03/20/09	08/11/09		95.07	98.43	(3.36)
	2.0000	03/20/09	08/13/09		37.92	39.38	(1.46)
	3.0000	06/16/09	08/13/09		56.90	62.09	(5.19)
	5.0000	06/16/09	08/18/09		93.55	103.50	(9.95)
<b>Security Subtotal</b>					<b>1,080.27</b>	<b>1,157.09</b>	<b>(76.82)</b>
ST MARY LD & EXPL CO	2.0000	05/04/09	07/06/09		37.66	39.67	(2.01)
SEACOR HOLDINGS INC	1.0000	07/22/09	12/07/09		74.87	81.87	(7.00)
	1.0000	07/27/09	12/07/09		74.87	81.00	(6.13)
	1.0000	08/04/09	12/07/09		74.88	81.37	(6.49)
<b>Security Subtotal</b>					<b>224.62</b>	<b>244.24</b>	<b>(19.62)</b>
STRAYER EDUCATION INC	1.0000	11/21/08	09/16/09		201.94	210.81	(8.87)
STERICYCLE INC COM	2.0000	11/21/08	06/30/09		103.08	107.47	(4.39)
SEMPRA ENERGY	4.0000	08/18/08	03/17/09		167.90	228.83	(60.93)
	2.0000	08/19/08	03/17/09		83.96	113.90	(29.94)
<b>Security Subtotal</b>					<b>251.86</b>	<b>342.73</b>	<b>(90.87)</b>
SUNOCO INC PV\$1 PA	5.0000	11/21/08	04/03/09		142.54	152.00	(9.46)
	2.0000	12/04/08	04/08/09		55.63	72.64	(17.01)
	3.0000	12/15/08	04/08/09		83.46	105.84	(22.38)
	4.0000	02/11/09	04/13/09		111.91	153.01	(41.10)
	4.0000	02/17/09	04/15/09		110.31	144.12	(33.81)
	3.0000	02/20/09	04/17/09		85.24	99.60	(14.36)
	1.0000	02/20/09	04/22/09		27.44	33.20	(5.76)
	2.0000	02/23/09	04/22/09		54.89	65.48	(10.59)
	3.0000	02/23/09	04/24/09		83.32	98.24	(14.92)
	2.0000	02/24/09	04/27/09		53.93	68.16	(14.23)
	1.0000	03/11/09	04/27/09		26.97	29.00	(2.03)
	3.0000	03/11/09	04/29/09		80.50	87.02	(6.52)
	3.0000	03/11/09	05/04/09		85.81	87.03	(1.22)
<b>Security Subtotal</b>					<b>1,001.95</b>	<b>1,195.34</b>	<b>(193.39)</b>



Account No.  
88Q-04399

Taxpayer No.  
95-4608751

Page  
115 of 147

WILLISON FAMILY CHAR FOUNDATN

2009 ANNUAL STATEMENT SUMMARY

2009 CAPITAL GAIN AND LOSS TRANSACTIONS

Security Description	Quantity	Date Acquired Cover of Short	Date Liquidated Short Sale	Year-to-Date	Amortization/Accretion Life-to-Date	Sales Price	Cost Basis	Gain or (Loss)
SYNAPTICS INC	2.0000	10/23/08	01/07/09			40.92	58.35	(17.43)
STANLEY INC	3.0000	11/06/08	03/25/09			76.65	100.54	(23.89)
	3.0000	11/10/08	03/27/09			77.22	99.58	(22.36)
		<b>Security Subtotal</b>				<b>153.87</b>	<b>200.12</b>	<b>(46.25)</b>
SPIRIT AEROSYSTEMS HLDGS	3.0000	08/21/08	01/05/09			33.34	67.68	(34.34)
	5.0000	09/10/08	01/05/09			55.57	100.72	(45.15)
	1.0000	09/10/08	01/07/09			12.05	20.15	(8.10)
	6.0000	09/29/08	01/07/09			72.37	96.66	(24.29)
	1.0000	09/29/08	01/08/09			12.04	16.11	(4.07)
		<b>Security Subtotal</b>				<b>185.37</b>	<b>301.32</b>	<b>(115.95)</b>
SOUTHWEST AIRLNS CO	11.0000	02/11/08	01/29/09			83.34	140.11	(56.77)
	9.0000	02/12/08	01/29/09			68.20	116.35	(48.15)
	9.0000	02/14/08	02/04/09			60.03	117.50	(57.47)
	10.0000	04/03/08	02/04/09			66.71	125.74	(59.03)
	2.0000	04/03/08	02/17/09			13.97	25.16	(11.19)
	11.0000	04/15/08	02/17/09			76.83	136.95	(60.12)
	4.0000	04/18/08	02/17/09			27.95	50.24	(22.29)
	6.0000	05/01/08	02/23/09			39.60	79.87	(40.27)
	12.0000	04/18/08	02/23/09			79.20	150.72	(71.52)
	4.0000	05/01/08	02/24/09			25.56	53.26	(27.70)
	9.0000	07/09/08	02/24/09			57.52	122.63	(65.11)
	10.0000	07/14/08	03/16/09			57.50	134.52	(77.02)
	9.0000	07/21/08	03/16/09			51.75	134.03	(82.28)
	16.0000	07/23/08	03/16/09			92.01	252.00	(159.99)
	4.0000	09/29/08	03/16/09			23.01	58.72	(35.71)
	4.0000	09/29/08	03/17/09			21.96	58.72	(36.76)
		<b>Security Subtotal</b>				<b>845.14</b>	<b>1,756.52</b>	<b>(911.38)</b>



WILLISON FAMILY CHAR FOUNDATN

2009 ANNUAL STATEMENT SUMMARY

Account No.  
88Q-04399

Taxpayer No.  
95-4608751

Page  
116 of 147

2009 CAPITAL GAIN AND LOSS TRANSACTIONS

Security Description	Quantity	Date Acquired Cover of Short	Date Liquidated Short Sale	Year-to-Date	Amortization/Accretion Life-to-Date	Sales Price	Cost Basis	Gain or (Loss)
STERIS CORP	2.0000	09/10/08	01/07/09			47.67	76.71	(29.04)
	2.0000	09/17/08	01/07/09			47.67	71.80	(24.13)
	1.0000	09/17/08	01/08/09			22.92	35.91	(12.99)
	3.0000	11/03/08	01/08/09			68.76	104.27	(35.51)
	3.0000	11/06/08	01/12/09			69.98	103.75	(33.77)
		<b>Security Subtotal</b>				<b>257.00</b>	<b>392.44</b>	<b>(135.44)</b>
SUNTRUST BKS INC	4.0000	12/04/08	01/29/09			55.41	122.02	(66.61)
	6.0000	12/12/08	01/29/09			83.12	163.25	(80.13)
	5.0000	12/15/08	01/29/09			69.26	133.98	(64.72)
	1.0000	12/18/08	01/29/09			13.86	29.96	(16.10)
	9.0000	12/18/08	02/11/09			89.14	269.66	(180.52)
	4.0000	12/22/08	02/11/09			39.62	115.47	(75.85)
	4.0000	12/22/08	02/17/09			28.56	115.47	(86.91)
	5.0000	12/23/08	02/17/09			35.71	136.34	(100.63)
	3.0000	12/24/08	02/17/09			21.44	81.49	(60.05)
	3.0000	12/30/08	02/23/09			23.01	85.40	(62.39)
	5.0000	12/31/08	02/23/09			38.36	145.78	(107.42)
	3.0000	01/05/09	02/23/09			23.02	86.15	(63.13)
	2.0000	01/05/09	02/24/09			18.43	57.44	(39.01)
	3.0000	01/07/09	02/24/09			27.65	81.94	(54.29)
	3.0000	01/08/09	02/24/09			27.65	80.22	(52.57)
	3.0000	01/12/09	03/03/09			33.79	71.14	(37.35)
	8.0000	05/04/09	07/21/09			118.93	121.28	(2.35)
	7.0000	05/05/09	07/21/09			104.06	117.91	(13.85)
	2.0000	05/06/09	07/21/09			29.74	39.38	(9.64)
	3.0000	05/06/09	07/22/09			48.68	59.07	(10.39)
	4.0000	05/07/09	07/22/09			64.91	75.19	(10.28)
	1.0000	05/11/09	07/22/09			16.23	19.85	(3.62)
	3.0000	05/11/09	07/27/09			51.64	59.55	(7.91)
		<b>Security Subtotal</b>				<b>1,062.22</b>	<b>2,267.94</b>	<b>(1,205.72)</b>
TRANSATLANTIC HLDGS INC	2.0000	11/25/09	12/22/09			104.83	109.46	(4.63)



WILLISON FAMILY CHAR FOUNDATN

2009 ANNUAL STATEMENT SUMMARY

Account No.  
88Q-04399

Taxpayer No.  
95-4608751

Page  
117 of 147

2009 CAPITAL GAIN AND LOSS TRANSACTIONS

Security Description	Quantity	Date Acquired Cover of Short	Date Liquidated Short Sale	Year-to-Date Amortization/Accretion Life-to-Date	Sales Price	Cost Basis	Gain or (Loss)
TESORO CORP	4.0000	02/17/09	04/03/09		58.53	71.27	(12.74)
	6.0000	03/23/09	06/15/09		87.48	88.62	(1.14)
	5.0000	03/24/09	06/16/09		73.55	73.91	(0.36)
	1.0000	03/25/09	06/16/09		14.72	14.86	(0.14)
	4.0000	03/25/09	06/18/09		55.21	59.45	(4.24)
<b>Security Subtotal</b>					<b>289.49</b>	<b>308.11</b>	<b>(18.62)</b>
THORATEC CORP COM NEW	1.0000	12/12/08	04/08/09		27.02	27.97	(0.95)
TARGET CORP COM	5.0000	05/26/09	06/29/09		200.32	205.92	(5.60)
	10.0000	06/01/09	06/30/09		392.73	411.66	(18.93)
	1.0000	06/15/09	06/30/09		39.28	40.01	(0.73)
	7.0000	06/15/09	07/01/09		271.51	280.11	(8.60)
	6.0000	06/15/09	07/02/09		224.62	240.10	(15.48)
	8.0000	06/15/09	07/06/09		298.65	320.14	(21.49)
	2.0000	06/16/09	07/07/09		74.75	79.30	(4.55)
	1.0000	06/16/09	07/09/09		38.91	39.65	(0.74)
<b>Security Subtotal</b>					<b>1,540.77</b>	<b>1,616.89</b>	<b>(76.12)</b>
TIME WARNER CABLE INC	1.0000	12/04/08	05/22/09		32.34	42.47	(10.13)
TIMKEN COMPANY	3.0000	10/20/08	01/05/09		61.13	65.67	(4.54)
TRINITY INDUS INC DEL	2.0000	10/03/08	01/05/09		34.81	42.66	(7.85)
UNUM GROUP	10.0000	10/15/09	11/10/09		200.58	224.44	(23.86)
	5.0000	10/15/09	11/16/09		99.86	112.23	(12.37)
<b>Security Subtotal</b>					<b>300.44</b>	<b>336.67</b>	<b>(36.23)</b>
UNITED RENTALS INC COM	7.0000	09/10/08	01/07/09		61.08	115.55	(54.47)
	2.0000	09/16/08	01/07/09		17.46	32.30	(14.84)
	5.0000	09/16/08	01/08/09		42.55	80.77	(38.22)
<b>Security Subtotal</b>					<b>121.09</b>	<b>228.62</b>	<b>(107.53)</b>



WILLISON FAMILY CHAR FOUNDATN

2009 ANNUAL STATEMENT SUMMARY

Account No.  
88Q-04399

Taxpayer No.  
95-4608751

Page  
118 of 147

2009 CAPITAL GAIN AND LOSS TRANSACTIONS

Security Description	Quantity	Date Acquired Cover of Short	Date Liquidated Short Sale	Year-to-Date Amortization/Accretion Life-to-Date	Sales Price	Cost Basis	Gain or (Loss)
UNITEDHEALTH GROUP INC	7.0000	09/05/08	04/24/09		160.66	191.52	(30.86)
	5.0000	09/24/08	04/24/09		114.76	126.38	(11.62)
	5.0000	10/17/08	04/24/09		114.77	118.44	(3.67)
	2.0000	10/17/08	04/27/09		45.75	47.38	(1.63)
	6.0000	10/20/08	04/27/09		137.28	149.08	(11.80)
	3.0000	10/23/08	04/27/09		68.65	72.65	(4.00)
	2.0000	10/23/08	04/29/09		47.23	48.44	(1.21)
		<b>Security Subtotal</b>			<b>689.10</b>	<b>753.89</b>	<b>(64.79)</b>
UNITED STS STL CORP NEW	1.0000	10/03/08	01/05/09		40.06	67.31	(27.25)
	2.0000	10/08/08	01/05/09		80.15	96.94	(16.79)
	2.0000	10/08/08	01/07/09		77.57	96.95	(19.38)
	3.0000	10/08/08	01/08/09		110.07	145.43	(35.36)
	3.0000	10/09/08	01/12/09		101.52	147.42	(45.90)
	2.0000	10/09/08	01/13/09		65.79	98.29	(32.50)
		<b>Security Subtotal</b>			<b>475.16</b>	<b>652.34</b>	<b>(177.18)</b>
UNION PACIFIC CORP	2.0000	07/28/08	01/07/09		99.47	155.44	(55.97)
	9.0000	08/05/08	01/07/09		447.62	737.15	(289.53)
	7.0000	08/05/08	01/29/09		316.15	573.35	(257.20)
	1.0000	08/11/08	01/29/09		45.17	81.85	(36.68)
	5.0000	08/11/08	02/04/09		231.26	409.26	(178.00)
	8.0000	08/11/08	02/11/09		364.31	654.83	(290.52)
	1.0000	08/11/08	04/24/09		49.26	81.86	(32.60)
	3.0000	08/18/08	04/24/09		147.79	232.07	(84.28)
	3.0000	08/18/08	05/06/09		158.01	232.07	(74.06)
	3.0000	08/18/08	06/15/09		154.26	232.08	(77.82)
	3.0000	08/19/08	06/15/09		154.27	229.61	(75.34)
	2.0000	09/16/08	06/15/09		102.84	141.85	(39.01)
	2.0000	10/20/08	06/15/09		102.85	115.89	(13.04)
		<b>Security Subtotal</b>			<b>2,373.26</b>	<b>3,877.31</b>	<b>(1,504.05)</b>



WILLISON FAMILY CHAR FOUNDATN

2009 ANNUAL STATEMENT SUMMARY

Account No.  
88Q-04399

Taxpayer No.  
95-4608751

Page  
119 of 147

2009 CAPITAL GAIN AND LOSS TRANSACTIONS

Security Description	Quantity	Date Acquired Cover of Short	Date Liquidated Short Sale	Year-to-Date Amortization/Accretion Life-to-Date	Sales Price	Cost Basis	Gain or (Loss)
USG CORP COM NEW	5.0000	07/03/08	06/30/09		50.36	135.43	(85.07)
	3.0000	07/09/08	06/30/09		30.22	82.46	(52.24)
	1.0000	05/05/09	07/01/09		10.17	17.14	(6.97)
	2.0000	07/09/08	07/01/09		20.32	54.98	(34.66)
	5.0000	07/21/08	07/01/09		50.79	132.06	(81.27)
	4.0000	05/05/09	07/02/09		39.09	68.57	(29.48)
		<b>Security Subtotal</b>			<b>200.95</b>	<b>490.64</b>	<b>(289.69)</b>
UNITRIN INC COM	5.0000	04/08/09	06/15/09		69.59	75.72	(6.13)
	1.0000	05/04/09	06/15/09		13.92	16.48	(2.56)
	4.0000	05/04/09	06/16/09		56.09	65.95	(9.86)
		<b>Security Subtotal</b>			<b>139.60</b>	<b>158.15</b>	<b>(18.55)</b>
USANA HEALTH SCIENCES	2.0000	10/17/08	01/29/09		46.99	82.62	(35.63)
VARIAN MEDICAL SYS INC	3.0000	11/03/08	01/23/09		98.50	135.18	(36.68)
	2.0000	11/05/08	01/23/09		65.67	89.23	(23.56)
	4.0000	11/05/08	01/29/09		141.95	178.48	(36.53)
	1.0000	11/05/08	02/04/09		36.94	44.62	(7.68)
	3.0000	11/06/08	02/04/09		110.85	127.53	(16.68)
	3.0000	11/06/08	02/11/09		113.25	127.53	(14.28)
	1.0000	11/10/08	02/11/09		37.76	43.95	(6.19)
	3.0000	11/10/08	02/17/09		109.08	131.87	(22.79)
	1.0000	11/10/08	02/20/09		34.56	43.96	(9.40)
	3.0000	11/11/08	02/20/09		103.70	127.12	(23.42)
	1.0000	11/11/08	02/23/09		34.04	42.38	(8.34)
	2.0000	11/21/08	02/24/09		66.82	67.44	(0.62)
	1.0000	11/21/08	03/11/09		28.75	33.73	(4.98)
	2.0000	11/24/08	03/11/09		57.51	72.24	(14.73)
	1.0000	11/24/08	03/16/09		31.38	36.13	(4.75)
	1.0000	12/01/08	03/16/09		31.38	38.69	(7.31)
	1.0000	12/01/08	03/17/09		30.51	38.70	(8.19)
		<b>Security Subtotal</b>			<b>1,132.65</b>	<b>1,378.78</b>	<b>(246.13)</b>



Account No.  
88Q-04399

Taxpayer No.  
95-4608751

Page  
120 of 147

WILLISON FAMILY CHAR FOUNDATN

2009 ANNUAL STATEMENT SUMMARY

2009 CAPITAL GAIN AND LOSS TRANSACTIONS

Security Description	Quantity	Date Acquired		Date Liquidated	Amortization/Accretion		Sales Price	Cost Basis	Gain or (Loss)
		Cover of Short	Short Sale		Year-to-Date	Life-to-Date			
VERIZON COMMUNICATNS COM	9,0000	05/11/09	05/13/09				268.31	269.60	(1.29)
	4,0000	07/02/09	07/10/09				113.93	121.48	(7.55)
		<b>Security Subtotal</b>					<b>382.24</b>	<b>391.08</b>	<b>(8.84)</b>
VISA INC CL A SHRS	12,0000	05/22/09	06/29/09				755.19	794.03	(38.84)
	11,0000	05/22/09	06/30/09				684.16	727.88	(43.72)
	9,0000	05/26/09	07/01/09				559.54	595.56	(36.02)
	7,0000	05/26/09	07/02/09				424.80	463.22	(38.42)
	1,0000	05/26/09	07/06/09				60.55	66.18	(5.63)
	8,0000	05/28/09	07/06/09				484.49	530.40	(45.91)
	2,0000	05/28/09	07/07/09				120.76	132.60	(11.84)
	2,0000	06/01/09	07/07/09				120.77	135.06	(14.29)
	4,0000	06/01/09	07/09/09				241.52	270.13	(28.61)
	2,0000	06/01/09	07/14/09				120.56	135.07	(14.51)
	1,0000	06/15/09	07/14/09				60.28	64.77	(4.49)
	3,0000	06/15/09	07/15/09				183.00	194.33	(11.33)
	3,0000	06/15/09	07/20/09				193.04	194.34	(1.30)
		<b>Security Subtotal</b>					<b>4,008.66</b>	<b>4,303.57</b>	<b>(294.91)</b>
WMS INDS INC COM	4,0000	11/03/08	03/16/09				80.93	103.39	(22.46)
	4,0000	11/06/08	03/17/09				80.91	94.71	(13.80)
		<b>Security Subtotal</b>					<b>161.84</b>	<b>198.10</b>	<b>(36.26)</b>
WEYERHAEUSER CO	5,0000	02/04/09	04/08/09				141.55	144.06	(2.51)
WHITING PETROLEUM CORP	2,0000	01/07/09	03/04/09				43.87	79.36	(35.49)
	2,0000	01/08/09	03/04/09				43.87	78.65	(34.78)
	2,0000	01/12/09	03/04/09				43.87	68.67	(24.80)
	3,0000	01/13/09	03/04/09				65.82	104.76	(38.94)
		<b>Security Subtotal</b>					<b>197.43</b>	<b>331.44</b>	<b>(134.01)</b>



WILLISON FAMILY CHAR FOUNDATN

Account No.  
88Q-04399

Taxpayer No.  
95-4608751

Page  
121 of 147

2009 ANNUAL STATEMENT SUMMARY

2009 CAPITAL GAIN AND LOSS TRANSACTIONS

Security Description	Quantity	Date Acquired		Date Liquidated		Amortization/Accretion		Sales Price	Cost Basis	Gain or (Loss)
		Cover of Short	Short Sale	Short Sale	Year-to-Date	Year-to-Date	Life-to-Date			
W & T OFFSHORE INC	6.0000	12/12/08	06/30/09					57.38	81.17	(23.79)
	6.0000	12/18/08	06/30/09					57.38	77.41	(20.03)
<b>Security Subtotal</b>								<b>114.76</b>	<b>158.58</b>	<b>(43.82)</b>
<b>Short Term Capital Losses Subtotal</b>								<b>66,875.21</b>	<b>82,957.99</b>	<b>(16,082.78)</b>

NET SHORT TERM CAPITAL GAIN (LOSS)

5,263.22

LONG TERM CAPITAL GAINS

Security Description	Quantity	Date Acquired	Date Liquidated	Sales Price	Cost Basis	Gain or (Loss)
COMPUTER SCIENCE CRP	1.0000	01/10/08	07/30/09	48.68	40.70	7.98
	2.0000	01/10/08	08/03/09	96.84	81.42	15.42
	1.0000	01/11/08	08/03/09	48.42	41.29	7.13
	2.0000	01/11/08	08/04/09	97.40	82.60	14.80
	1.0000	01/14/08	08/04/09	48.70	40.75	7.95
	2.0000	01/14/08	08/07/09	98.87	81.52	17.35
	2.0000	01/15/08	08/07/09	98.87	78.84	20.03
	1.0000	01/15/08	06/11/09	49.13	39.42	9.71
	2.0000	01/17/08	08/11/09	98.29	78.24	20.05
	1.0000	01/17/08	08/13/09	50.04	39.12	10.92
	2.0000	01/23/08	08/13/09	100.10	75.12	24.98
	1.0000	01/23/08	08/18/09	48.43	37.57	10.86
	1.0000	02/04/08	08/18/09	48.44	42.10	6.34
	2.0000	02/04/08	08/19/09	98.20	84.23	13.97
	2.0000	03/14/08	08/26/09	100.26	82.16	18.10
	1.0000	03/14/08	08/31/09	49.24	41.08	8.16
	1.0000	03/20/08	08/31/09	49.25	40.15	9.10
	2.0000	03/20/08	09/04/09	95.97	80.33	15.64
<b>Security Subtotal</b>				<b>1,325.13</b>	<b>1,086.64</b>	<b>238.49</b>
KBR INC	3.0000	09/10/08	09/21/09	66.90	53.01	13.89
	3.0000	09/10/08	09/29/09	70.33	53.02	17.31
<b>Security Subtotal</b>				<b>137.23</b>	<b>106.03</b>	<b>31.20</b>



WILLISON FAMILY CHAR FOUNDATN

2009 ANNUAL STATEMENT SUMMARY

Account No.  
88Q-04399

Taxpayer No.  
95-4608751

2009 CAPITAL GAIN AND LOSS TRANSACTIONS

Security Description	Quantity	Date Acquired Cover of Short	Date Liquidated Short Sale	Amortization/Accretion Year-to-Date	Life-to-Date	Sales Price	Cost Basis	Gain or (Loss)
MONSANTO CO NEW DEL COM	3.0000	07/09/07	01/27/09			233.53	201.11	32.42
	2.0000	07/11/07	01/27/09			155.70	131.90	23.80
	4.0000	07/11/07	03/17/09			326.00	263.81	62.19
	6.0000	07/16/07	03/17/09			489.00	421.06	67.94
	3.0000	07/19/07	03/17/09			244.51	208.87	35.64
	5.0000	07/19/07	03/20/09			408.13	348.13	60.00
	1.0000	07/23/07	03/20/09			81.63	69.58	12.05
	1.0000	07/23/07	03/23/09			81.64	69.58	12.06
	3.0000	07/23/07	03/24/09			251.59	208.77	42.82
	1.0000	07/23/07	03/25/09			84.33	69.59	14.74
	1.0000	07/26/07	03/25/09			84.34	64.15	20.19
	4.0000	07/26/07	03/27/09			347.10	256.63	90.47
		<b>Security Subtotal</b>				<b>2,787.50</b>	<b>2,313.18</b>	<b>474.32</b>
TRAVELERS COS INC	3.0000	06/20/06	08/26/09			144.50	132.41	12.09
	3.0000	06/20/06	09/24/09			143.12	132.41	10.71
	3.0000	06/21/06	09/24/09			143.12	132.41	10.71
	5.0000	06/21/06	09/28/09			244.61	220.69	23.92
	2.0000	06/21/06	09/29/09			97.87	88.28	9.59
	10.0000	06/22/06	09/29/09			489.36	443.62	45.74
	5.0000	06/26/06	09/29/09			244.68	222.21	22.47
	10.0000	06/27/06	09/29/09			489.37	443.43	45.94
	4.0000	07/11/06	09/29/09			195.75	176.42	19.33
	3.0000	07/11/06	10/01/09			149.34	132.32	17.02
	1.0000	07/17/06	10/01/09			49.78	43.63	6.15
	3.0000	07/17/06	10/06/09			147.15	130.89	16.26
	1.0000	07/17/06	10/08/09			48.57	43.63	4.94
		<b>Security Subtotal</b>				<b>2,587.22</b>	<b>2,342.35</b>	<b>244.87</b>
TOLL BROS INC COM	4.0000	08/29/07	08/18/09			85.66	85.66	0.00
	5.0000	09/13/07	08/19/09			106.88	98.92	7.96
	2.0000	09/13/07	08/31/09			45.31	39.57	5.74
	5.0000	10/17/07	08/31/09			113.30	107.09	6.21
	2.0000	10/17/07	09/04/09			43.23	42.85	0.38
		<b>Security Subtotal</b>				<b>394.38</b>	<b>374.09</b>	<b>20.29</b>



WILLISON FAMILY CHAR FOUNDATN

Account No.  
88Q-04399

Taxpayer No.  
95-4608751

Page  
123 of 147

2009 ANNUAL STATEMENT SUMMARY

2009 CAPITAL GAIN AND LOSS TRANSACTIONS

Security Description	Quantity	Date Acquired Cover of Short	Date Liquidated Short Sale	Year-to-Date	Amortization/Accretion Life-to-Date	Sales Price	Cost Basis	Gain or (Loss)
TORCHMARK CORP COM	2.0000	10/09/08	11/17/09			87.36	82.41	4.95
	2.0000	10/17/08	12/02/09			86.82	71.61	15.21
	3.0000	10/20/08	12/02/09			130.23	100.85	29.38
	2.0000	10/22/08	12/08/09			86.24	72.74	13.50
Security Subtotal						390.65	327.61	63.04
VIACOM INC NEW CL B	7.0000	10/22/08	11/13/09			213.76	127.83	85.93
	1.0000	11/06/08	11/13/09			30.54	19.32	11.22
	4.0000	11/06/08	11/18/09			122.03	77.32	44.71
Security Subtotal						366.33	224.47	141.86
Long Term Capital Gains Subtotal						7,988.44	6,774.37	1,214.07

LONG TERM CAPITAL LOSSES

ALLSTATE CORP DEL COM	16.0000	03/17/06	02/11/09			342.02	867.47	(525.45)
	12.0000	03/17/06	02/17/09			232.00	650.61	(418.61)
	10.0000	03/17/06	02/23/09			174.31	542.17	(367.86)
	8.0000	03/17/06	03/16/09			140.02	433.75	(293.73)
	5.0000	06/07/06	03/16/09			87.52	272.36	(184.84)
	17.0000	06/07/06	04/03/09			352.45	926.02	(573.57)
	5.0000	07/06/07	06/29/09			120.71	307.78	(187.07)
	1.0000	06/07/06	06/29/09			24.14	54.48	(30.34)
Security Subtotal						1,473.17	4,054.64	(2,581.47)
AMERICAN FINL GRP HLDGS	2.0000	06/07/06	01/29/09			35.54	58.90	(23.36)
BOEING COMPANY	8.0000	07/14/08	09/21/09			424.18	504.42	(80.24)
	5.0000	07/21/08	09/21/09			265.11	341.13	(76.02)
	3.0000	07/23/08	09/21/09			159.07	199.52	(40.45)
Security Subtotal						848.36	1,045.07	(196.71)



WILLISON FAMILY CHAR FOUNDATN

2009 ANNUAL STATEMENT SUMMARY

Account No.  
88Q-04399

Taxpayer No.  
95-4608751

Page  
124 of 147

2009 CAPITAL GAIN AND LOSS TRANSACTIONS

Security Description	Quantity	Date Acquired Cover of Short	Date Liquidated Short Sale	Amortization/Accretion Year-to-Date	Life-to-Date	Sales Price	Cost Basis	Gain or (Loss)
CHEVRON CORP	1.0000	05/04/07	10/06/09			69.69	79.29	(9.60)
	4.0000	05/04/07	10/07/09			282.35	317.18	(34.83)
	2.0000	05/04/07	10/08/09			142.72	158.58	(15.86)
	4.0000	05/04/07	10/14/09			300.14	317.19	(17.05)
	12.0000	05/09/07	10/14/09			900.43	953.55	(53.12)
	1.0000	05/09/07	10/20/09			77.34	79.47	(2.13)
		<b>Security Subtotal</b>				<b>1,772.67</b>	<b>1,905.26</b>	<b>(132.59)</b>
CENTEX CORP	3.0000	04/10/07	04/15/09			30.92	128.69	(97.77)
	4.0000	04/13/07	04/15/09			41.23	173.32	(132.09)
	1.0000	04/16/07	04/15/09			10.31	44.16	(33.85)
	3.0000	04/16/07	04/17/09			32.73	132.50	(99.77)
	4.0000	04/17/07	04/17/09			43.66	181.71	(138.05)
	4.0000	04/24/07	04/22/09			41.32	179.32	(138.00)
	3.0000	05/01/07	04/22/09			31.00	135.69	(104.69)
	1.0000	05/01/07	04/23/09			10.84	45.23	(34.39)
	5.0000	06/04/07	04/23/09			54.21	236.45	(182.24)
			<b>Security Subtotal</b>			<b>296.22</b>	<b>1,257.07</b>	<b>(960.85)</b>
CHUBB CORP	1.0000	07/30/07	01/23/09			40.72	50.69	(9.97)
	2.0000	11/01/07	01/23/09			81.47	104.80	(23.33)
	1.0000	11/01/07	01/29/09			44.62	52.40	(7.78)
	2.0000	12/04/07	01/29/09			89.26	108.12	(18.86)
		<b>Security Subtotal</b>			<b>256.07</b>	<b>316.01</b>	<b>(59.94)</b>	
COMPUTER SCIENCE CRP	9.0000	12/07/06	06/19/09			394.93	478.80	(83.87)
	4.0000	02/26/07	06/24/09			172.85	214.97	(42.12)
	3.0000	03/19/07	06/24/09			129.65	152.25	(22.60)
	1.0000	03/19/07	07/30/09			48.67	50.75	(2.08)
			<b>Security Subtotal</b>			<b>746.10</b>	<b>896.77</b>	<b>(150.67)</b>
DILLARDS INC	8.0000	02/04/08	06/30/09			73.04	152.49	(79.45)
	1.0000	04/07/08	06/30/09			9.14	21.43	(12.29)
	5.0000	04/07/08	07/01/09			47.13	107.20	(60.07)
			<b>Security Subtotal</b>			<b>129.31</b>	<b>281.12</b>	<b>(151.81)</b>



Account No.  
88Q-04399

Taxpayer No.  
95-4608751

Page  
125 of 147

WILLISON FAMILY CHAR FOUNDATN

2009 ANNUAL STATEMENT SUMMARY

2009 CAPITAL GAIN AND LOSS TRANSACTIONS

Security Description	Quantity	Date Acquired Cover of Short	Date Liquidated Short Sale	Year-to-Date	Amortization/Accretion Life-to-Date	Sales Price	Cost Basis	Gain or (Loss)	
D R HORTON INC	10.0000	10/03/07	06/29/09			96.17	148.52	(52.35)	
	3.0000	10/04/07	06/29/09			28.86	42.45	(13.59)	
	7.0000	10/04/07	06/30/09			65.64	99.07	(33.43)	
	5.0000	10/05/07	06/30/09			46.90	71.96	(25.06)	
	5.0000	10/05/07	07/01/09			47.12	71.97	(24.85)	
	4.0000	11/13/07	07/01/09			37.71	48.55	(10.84)	
	2.0000	01/30/08	07/02/09			18.29	32.45	(14.16)	
	7.0000	11/13/07	07/02/09			63.99	84.99	(21.00)	
	5.0000	01/30/08	07/06/09			44.05	81.14	(37.09)	
	4.0000	02/04/08	07/06/09			35.24	66.54	(31.30)	
	3.0000	02/04/08	07/07/09			25.70	49.91	(24.21)	
	6.0000	04/10/08	07/07/09			51.41	97.74	(46.33)	
	5.0000	04/10/08	07/09/09			43.71	81.45	(37.74)	
			<b>Security Subtotal</b>			<b>604.79</b>	<b>976.74</b>	<b>(371.95)</b>	
EDISON INTL CALIF	6.0000	03/05/08	06/29/09			190.33	304.59	(114.26)	
	3.0000	03/14/08	06/29/09			95.17	146.40	(51.23)	
	1.0000	03/20/08	06/29/09			31.73	48.23	(16.50)	
	2.0000	03/20/08	06/30/09			62.68	96.47	(33.79)	
	4.0000	04/03/08	06/30/09			125.38	201.98	(76.60)	
	3.0000	04/07/08	06/30/09			94.03	153.60	(59.57)	
	1.0000	04/10/08	06/30/09			31.35	50.91	(19.56)	
	2.0000	04/10/08	07/01/09			63.79	101.83	(38.04)	
	3.0000	04/15/08	07/01/09			95.70	155.46	(59.76)	
	3.0000	04/17/08	07/01/09			95.70	160.13	(64.43)	
			<b>Security Subtotal</b>			<b>885.86</b>	<b>1,419.60</b>	<b>(533.74)</b>	
	FOREST LABS INC	2.0000	11/29/07	06/29/09			49.41	75.62	(26.21)
		4.0000	01/10/08	06/29/09			98.84	150.87	(52.03)
		4.0000	04/17/08	06/30/09			99.88	144.05	(44.17)
1.0000		06/03/08	06/30/09			24.98	35.57	(10.59)	
3.0000		06/03/08	07/01/09			75.35	106.71	(31.36)	
1.0000		06/20/08	07/01/09			25.12	32.01	(6.89)	
3.0000		06/20/08	07/02/09			74.22	96.05	(21.83)	
			<b>Security Subtotal</b>			<b>447.80</b>	<b>640.88</b>	<b>(193.08)</b>	



Account No.  
88Q-04399

Taxpayer No.  
95-4608751

Page  
126 of 147

WILLISON FAMILY CHAR FOUNDATION

2009 ANNUAL STATEMENT SUMMARY

2009 CAPITAL GAIN AND LOSS TRANSACTIONS

Security Description	Quantity	Date Acquired Cover of Short	Date Liquidated Short Sale	Year-to-Date	Amortization/Accretion Life-to-Date	Sales Price	Cost Basis	Gain or (Loss)
HUDSON CITY BANCORP INC	10.0000	11/13/07	01/23/09			121.07	148.37	(27.30)
	8.0000	11/13/07	01/29/09			98.41	118.70	(20.29)
	6.0000	11/13/07	02/04/09			73.14	89.04	(15.90)
<b>Security Subtotal</b>					<b>292.62</b>	<b>356.11</b>	<b>(63.49)</b>	
HANOVER INS GROUP INC	3.0000	02/04/08	03/16/09			89.44	142.36	(52.92)
	3.0000	02/11/08	03/20/09			89.96	131.79	(41.83)
	<b>Security Subtotal</b>					<b>179.40</b>	<b>274.15</b>	<b>(94.75)</b>
KB HOME	4.0000	07/16/07	01/15/09			51.03	148.10	(97.07)
	2.0000	07/19/07	01/15/09			25.52	73.17	(47.65)
	2.0000	07/19/07	02/11/09			24.75	73.18	(48.43)
	4.0000	07/23/07	02/11/09			49.52	137.44	(87.92)
	1.0000	07/23/07	04/03/09			14.68	34.36	(19.68)
	4.0000	10/17/07	04/03/09			58.75	105.47	(46.72)
	3.0000	10/17/07	04/08/09			41.62	79.12	(37.50)
<b>Security Subtotal</b>					<b>265.87</b>	<b>650.84</b>	<b>(384.97)</b>	
KBR INC	4.0000	08/11/08	09/21/09			89.18	91.20	(2.02)
LENNAR CORP CL A	2.0000	07/09/07	08/26/09			31.01	72.91	(41.90)
	5.0000	07/11/07	08/26/09			77.54	173.22	(95.68)
	5.0000	07/19/07	08/31/09			75.53	172.98	(97.45)
	1.0000	11/13/07	08/31/09			15.11	20.50	(5.39)
	6.0000	11/13/07	09/04/09			87.96	123.00	(35.04)
<b>Security Subtotal</b>					<b>302.47</b>	<b>583.11</b>	<b>(280.64)</b>	
LOUISIANA PAC CORP	4.0000	04/04/07	07/09/09			12.32	79.83	(67.51)
	9.0000	04/10/07	07/09/09			27.74	180.42	(152.68)
	8.0000	04/17/07	07/09/09			24.66	167.28	(142.62)
<b>Security Subtotal</b>					<b>64.72</b>	<b>427.53</b>	<b>(362.81)</b>	



Account No.  
88Q-04399

Taxpayer No.  
95-4608751


Page  
127 of 147

WILLISON FAMILY CHAR FOUNDATN

2009 ANNUAL STATEMENT SUMMARY

2009 CAPITAL GAIN AND LOSS TRANSACTIONS

Security Description	Quantity	Date Acquired Cover of Short	Date Liquidated Short Sale	Amortization/Accretion Year-to-Date	Life-to-Date	Sales Price	Cost Basis	Gain or (Loss)
MONSANTO CO NEW DEL COM	4.0000	03/20/08	03/27/09			347.11	387.07	(39.96)
	3.0000	03/20/08	04/03/09			236.28	290.31	(54.03)
<b>Security Subtotal</b>						<b>583.39</b>	<b>677.38</b>	<b>(93.99)</b>
MICRON TECHNOLOGY INC	19.0000	12/31/07	04/15/09			81.83	136.41	(54.58)
	8.0000	12/31/07	04/17/09			39.32	57.45	(18.13)
	7.0000	02/04/08	04/17/09			34.41	52.78	(18.37)
	9.0000	02/04/08	04/22/09			46.22	67.88	(21.66)
	6.0000	04/14/08	04/22/09			30.82	41.69	(10.87)
	13.0000	04/14/08	04/23/09			66.34	90.36	(24.02)
<b>Security Subtotal</b>						<b>298.94</b>	<b>446.57</b>	<b>(147.63)</b>
PULTE HOMES INC COM	5.0000	09/26/06	04/13/09			50.01	166.04	(116.03)
	5.0000	09/27/06	04/13/09			50.02	166.72	(116.70)
	6.0000	09/27/06	04/15/09			64.54	200.08	(135.54)
	3.0000	04/02/07	04/15/09			32.28	78.85	(46.57)
	5.0000	04/02/07	04/17/09			57.13	131.42	(74.29)
	2.0000	04/04/07	04/17/09			22.86	53.06	(30.20)
	4.0000	04/04/07	04/22/09			45.80	106.14	(60.34)
	3.0000	04/10/07	04/22/09			34.36	78.56	(44.20)
	3.0000	04/10/07	04/24/09			34.29	78.57	(44.28)
	5.0000	04/24/07	04/24/09			57.16	137.92	(80.76)
	1.0000	04/24/07	04/27/09			11.92	27.59	(15.67)
<b>Security Subtotal</b>						<b>460.37</b>	<b>1,224.95</b>	<b>(764.58)</b>
RYLAND GROUP INC	4.0000	01/28/08	04/29/09			95.86	119.80	(23.94)
	1.0000	04/10/08	06/30/09			16.77	34.59	(17.82)
	4.0000	01/31/08	06/30/09			67.08	127.07	(59.99)
	3.0000	04/10/08	07/01/09			51.44	103.80	(52.36)
<b>Security Subtotal</b>						<b>231.15</b>	<b>385.26</b>	<b>(154.11)</b>
TRAVELERS COS INC	4.0000	02/28/07	10/08/09			194.30	202.75	(8.45)
	5.0000	02/28/07	10/15/09			240.56	253.45	(12.89)
<b>Security Subtotal</b>						<b>434.86</b>	<b>456.20</b>	<b>(21.34)</b>



WILLISON FAMILY CHAR FOUNDATN

2009 ANNUAL STATEMENT SUMMARY

Account No.  
88Q-04399

Taxpayer No.  
95-4608751

Page  
128 of 147

2009 CAPITAL GAIN AND LOSS TRANSACTIONS

Security Description	Quantity	Date Acquired Cover of Short	Date Liquidated Short Sale	Year-to-Date Amortization/Accretion Life-to-Date	Sales Price	Cost Basis	Gain or (Loss)
TOLL BROS INC COM	7.0000	08/28/07	08/18/09		149.88	150.12	(0.24)
	3.0000	08/29/07	08/19/09		64.12	64.26	(0.14)
<b>Security Subtotal</b>					<b>214.00</b>	<b>214.38</b>	<b>(0.38)</b>
TORCHMARK CORP COM	2.0000	01/25/08	11/09/09		86.16	115.97	(29.81)
	1.0000	01/28/08	11/09/09		43.09	59.59	(16.50)
	1.0000	01/28/08	11/10/09		42.78	59.60	(16.82)
	2.0000	01/31/08	11/10/09		85.57	122.15	(36.58)
	1.0000	02/11/08	11/10/09		42.79	58.89	(16.10)
	1.0000	02/11/08	11/12/09		42.62	58.89	(16.27)
	2.0000	02/12/08	11/12/09		85.27	120.09	(34.82)
	2.0000	02/14/08	11/16/09		87.76	121.40	(33.64)
	2.0000	09/25/08	11/16/09		87.76	120.39	(32.63)
<b>Security Subtotal</b>					<b>603.80</b>	<b>836.97</b>	<b>(233.17)</b>
UNUM GROUP	2.0000	04/10/08	09/23/09		44.22	45.82	(1.60)
	3.0000	04/17/08	09/23/09		66.35	70.95	(4.60)
	3.0000	04/17/08	09/24/09		63.57	70.96	(7.39)
	4.0000	04/18/08	09/24/09		84.76	95.00	(10.24)
	2.0000	04/18/08	09/28/09		42.53	47.50	(4.97)
	6.0000	04/22/08	09/28/09		127.59	137.97	(10.38)
	6.0000	04/23/08	09/29/09		130.09	137.87	(7.78)
	6.0000	04/28/08	09/29/09		130.09	141.97	(11.88)
	6.0000	04/30/08	09/29/09		130.09	140.10	(10.01)
	6.0000	09/25/08	09/29/09		130.10	155.38	(25.28)
<b>Security Subtotal</b>					<b>949.39</b>	<b>1,043.52</b>	<b>(94.13)</b>
<b>Long Term Capital Losses Subtotal</b>					<b>12,466.05</b>	<b>20,520.23</b>	<b>(8,054.18)</b>

NET LONG TERM CAPITAL GAIN (LOSS)

(6,840.11)



Account No.  
88Q-04399

Taxpayer No.  
95-4608751

Page  
129 of 147

WILLISON FAMILY CHAR FOUNDATN

2009 ANNUAL STATEMENT SUMMARY

2009 CAPITAL GAIN AND LOSS TRANSACTIONS

Security Description	Quantity	Date Acquired	Date Liquidated	Amortization/Accretion	Year-to-Date	Life-to-Date	Sales Price	Cost Basis	Gain or (Loss)
----------------------	----------	---------------	-----------------	------------------------	--------------	--------------	-------------	------------	----------------

OTHER TRANSACTIONS  
TIME WARNER CABLE INC

	.0000	04/27/09	04/27/09				13.85	N/A	N/A
--	-------	----------	----------	--	--	--	-------	-----	-----

Other Transactions Subtotal

13.85

TOTAL CAPITAL GAINS AND LOSSES  
TOTAL REPORTABLE GROSS PROCEEDS  
DIFFERENCE

230,816.17	232,379.21
230,816.17	3,795 - other Adj.
0.00*	<u>235,674</u>

(→ 240,440)  
(1,526.89)

other Adjustment 230,830  
Total SP: 232,394

Note: Capital gains and losses in this statement are not reported to the IRS. Difference reflects items that are included in the reportable gross proceeds section of your statement but are not included in the gain/loss section (e.g., liquidation of fractional shares and the proceeds from certain tender offers). It also reflects items that are included in the gain/loss section of your statement but not in the reportable gross proceeds section (e.g., option premium received).

N/A - Results which cannot be calculated because of insufficient data in the Capital Gain or (Loss) Column and are not included in the realized capital gain and loss summary.

REALIZED CAPITAL GAIN AND LOSS SUMMARY

SHORT TERM GAINS	SHORT TERM LOSSES	LONG TERM GAINS	LONG TERM LOSSES
21,346.00	(16,082.78)	1,214.07	(8,054.18)

TOTAL

FORM 990-PF INTEREST ON SAVINGS AND TEMPORARY CASH INVESTMENTS STATEMENT 1

SOURCE	AMOUNT
MERRILL LYNCH #4330	10.
MERRILL LYNCH #4398	27.
MERRILL LYNCH #4399	18.
MERRILL LYNCH #4435	25.
MERRILL LYNCH #4436	20.
TOTAL TO FORM 990-PF, PART I, LINE 3, COLUMN A	100.

FORM 990-PF DIVIDENDS AND INTEREST FROM SECURITIES STATEMENT 2

SOURCE	GROSS AMOUNT	CAPITAL GAINS DIVIDENDS	COLUMN (A) AMOUNT
MERRILL LYNCH #4330	3,983.	89.	3,894.
MERRILL LYNCH #4398	1,534.	0.	1,534.
MERRILL LYNCH #4399	1,746.	0.	1,746.
MERRILL LYNCH #4435	2,078.	0.	2,078.
MERRILL LYNCH #4436	2,007.	11.	1,996.
TOTAL TO FM 990-PF, PART I, LN 4	11,348.	100.	11,248.

FORM 990-PF ACCOUNTING FEES STATEMENT 3

DESCRIPTION	(A) EXPENSES PER BOOKS	(B) NET INVESTMENT INCOME	(C) ADJUSTED NET INCOME	(D) CHARITABLE PURPOSES
ACCOUNTING FEES	4,218.	4,218.		0.
TO FORM 990-PF, PG 1, LN 16B	4,218.	4,218.		0.

---



---

FORM 990-PF	OTHER PROFESSIONAL FEES	STATEMENT	4
-------------	-------------------------	-----------	---

---

	(A) EXPENSES PER BOOKS	(B) NET INVEST- MENT INCOME	(C) ADJUSTED NET INCOME	(D) CHARITABLE PURPOSES
DESCRIPTION				
INVESTMENT EXPENSES	3,185.	3,185.		0.
TO FORM 990-PF, PG 1, LN 16C	3,185.	3,185.		0.

---



---



---

FORM 990-PF	TAXES	STATEMENT	5
-------------	-------	-----------	---

---

	(A) EXPENSES PER BOOKS	(B) NET INVEST- MENT INCOME	(C) ADJUSTED NET INCOME	(D) CHARITABLE PURPOSES
DESCRIPTION				
FOREIGN TAX PAID	224.	224.		0.
FILING FEES	10.	10.		0.
TO FORM 990-PF, PG 1, LN 18	234.	234.		0.

---



---



---

FORM 990-PF	OTHER EXPENSES	STATEMENT	6
-------------	----------------	-----------	---

---

	(A) EXPENSES PER BOOKS	(B) NET INVEST- MENT INCOME	(C) ADJUSTED NET INCOME	(D) CHARITABLE PURPOSES
DESCRIPTION				
OFFICE EXPENSES	53.	53.		0.
TO FORM 990-PF, PG 1, LN 23	53.	53.		0.

---



---



---

FORM 990-PF	CORPORATE STOCK	STATEMENT	7
-------------	-----------------	-----------	---

---

DESCRIPTION	BOOK VALUE	FAIR MARKET VALUE
MERRILL LYNCH #4330	67,852.	69,235.
MERRILL LYNCH #4435	85,512.	100,760.
MERRILL LYNCH #4436	58,373.	68,010.
MERRILL LYNCH #4398	88,841.	82,038.
MERRILL LYNCH #4399	88,730.	96,431.
MERRILL LYNCH #4309	25,000.	32,250.
TOTAL TO FORM 990-PF, PART II, LINE 10B	414,308.	448,724.

---