



See a Social Security Number? Say Something!  
Report Privacy Problems to <https://public.resource.org/privacy>  
Or call the IRS Identity Theft Hotline at 1-800-908-4490



# Return of Private Foundation

## or Section 4947(a)(1) Nonexempt Charitable Trust

### Treated as a Private Foundation

2009

Department of the Treasury  
Internal Revenue Service

Note. The foundation may be able to use a copy of this return to satisfy state reporting requirements.

For calendar year 2009, or tax year beginning , and ending

G Check all that apply: ☐ Initial return ☐ Initial return of a former public charity ☐ Final return  
☐ Amended return ☐ Address change ☐ Name change

|   |  |  |   |
|---|--|--|---|
| Use the IRS label. Otherwise, print or type. See Specific Instructions.   | Name of foundation<br><b>THE EISNER FOUNDATION</b>                               |  | A Employer identification number<br><b>95-4607191</b> |
|   | Number and street (or P O box number if mail is not delivered to street address) | Room/suite   | B Telephone number<br><b>310-777-3636</b>             |
|   | <b>9401 WILSHIRE BLVD.</b>   |  |   |
|   | City or town, state, and ZIP code<br><b>BEVERLY HILLS, CA 90212</b>              |  |   |
| H Check type of organization: <input checked="" type="checkbox"/> Section 501(c)(3) exempt private foundation<br><input type="checkbox"/> Section 4947(a)(1) nonexempt charitable trust <input type="checkbox"/> Other taxable private foundation |  |  |   |
| I Fair market value of all assets at end of year (from Part II, col (c), line 16)<br>\$ <b>126,195,955.</b> (Part I, column (d) must be on cash basis)  |  | J Accounting method: <input checked="" type="checkbox"/> Cash <input type="checkbox"/> Accrual<br><input type="checkbox"/> Other (specify) _____ |   |
| E If private foundation status was terminated under section 507(b)(1)(A), check here <input type="checkbox"/>   |  |  |   |
| F If the foundation is in a 60-month termination under section 507(b)(1)(B), check here <input type="checkbox"/>  |  |  |   |

| Part I Analysis of Revenue and Expenses<br>(The total of amounts in columns (b), (c), and (d) may not necessarily equal the amounts in column (a)) |   | (a) Revenue and expenses per books | (b) Net investment income | (c) Adjusted net income | (d) Disbursements for charitable purposes (cash basis only) |
|--|---|------------------------------------|---------------------------|-------------------------|---|
| Revenue  | 1 Contributions, gifts, grants, etc., received  |                                    |                           | N/A                     |   |
|  | 2 Check <input checked="" type="checkbox"/> if the foundation is not required to attach Sch B |                                    |                           |                         |   |
|  | 3 Interest on savings and temporary cash investments  | 16,221.                            | 16,221.                   |                         | STATEMENT 1   |
|  | 4 Dividends and interest from securities  | 2,996,244.                         | 2,995,912.                |                         | STATEMENT 2   |
|  | 5a Gross rents  |                                    |                           |                         |   |
|  | b Net rental income or (loss)   |                                    |                           |                         |   |
|  | 6a Net gain or (loss) from sale of assets not on line 10                                      | <7,244,784.>                       |                           |                         |   |
|  | b Gross sales price for all assets on line 6a   | 19,981,604.                        |                           |                         |   |
|  | 7 Capital gain net income (from Part IV, line 2)  |                                    | 0.                        |                         |   |
|  | 8 Net short-term capital gain   |                                    |                           |                         |   |
|  | 9 Income modifications  |                                    |                           |                         |   |
|  | 10a Gross sales less returns and allowances   |                                    |                           |                         |   |
| b Less Cost of goods sold  |   |                                    |                           |                         |   |
| c Gross profit or (loss)   |   |                                    |                           |                         |   |
| 11 Other income  | <1,293,422.>  | <1,252,966.>                       |                           | STATEMENT 3             |   |
| 12 Total. Add lines 1 through 11   | <5,525,741.>  | 1,759,167.                         |                           |                         |   |
| Operating and Administrative Expenses  | 13 Compensation of officers, directors, trustees, etc.  | 252,500.                           | 25,250.                   |                         | 202,000.  |
|  | 14 Other employee salaries and wages  | 184,825.                           | 2,775.                    |                         | 125,660.  |
|  | 15 Pension plans, employee benefits   |                                    |                           |                         |   |
|  | 16a Legal fees STMT 4   | 60,000.                            | 42,000.                   |                         | 6,000.  |
|  | b Accounting fees STMT 5  | 3,000.                             | 1,500.                    |                         | 0.  |
|  | c Other professional fees STMT 6  | 541,238.                           | 532,458.                  |                         | 8,780.  |
|  | 17 Interest   | 8,712.                             | 8,712.                    |                         | 0.  |
|  | 18 Taxes STMT 7   | 64,877.                            | 41,114.                   |                         | 18,030.   |
|  | 19 Depreciation and depletion   | 2,996.                             | 0.                        |                         |   |
|  | 20 Occupancy  | 48,754.                            | 15,319.                   |                         | 23,338.   |
|  | 21 Travel, conferences, and meetings  | 13,270.                            | 1,715.                    |                         | 11,605.   |
|  | 22 Printing and publications  | 359.                               | 72.                       |                         | 180.  |
|  | 23 Other expenses STMT 8  | 91,471.                            | 7,495.                    |                         | 55,679.   |
|  | 24 Total operating and administrative expenses. Add lines 13 through 23                       | 1,272,002.                         | 678,410.                  |                         | 451,272.  |
|  | 25 Contributions, gifts, grants paid  | 6,476,004.                         |                           |                         | 6,476,004.  |
| 26 Total expenses and disbursements Add lines 24 and 25  | 7,748,006.  | 678,410.                           |                           | 6,927,276.              |   |
| 27 Subtract line 26 from line 12:  |   |                                    |                           |                         |   |
| a Excess of revenue over expenses and disbursements  | <13,273,747.>   |                                    |                           |                         |   |
| b Net investment income (if negative, enter -0-)   |   | 1,080,757.                         |                           |                         |   |
| c Adjusted net income (if negative, enter -0-)   |   |                                    | N/A                       |                         |   |

9/4-09

10

SCANNED NOV 09 2010

| Part II Balance Sheets                                  |   | Attached schedules and amounts in the description column should be for end-of-year amounts only |                | Beginning of year     | End of year |            |
|---|---|---|----------------|-----------------------|-------------|------------|
|   |   | (a) Book Value  | (b) Book Value | (c) Fair Market Value |             |            |
| Assets  | 1 Cash - non-interest-bearing   |   |                | 443,854.              | 197,797.    | 197,797.   |
|   | 2 Savings and temporary cash investments  |   |                | 5,641,477.            | 7,103,911.  | 7,103,911. |
|   | 3 Accounts receivable ▶   | 45,943.   |                |                       | 45,943.     | 45,943.    |
|   | Less: allowance for doubtful accounts ▶   |   |                |                       |             |            |
|   | 4 Pledges receivable ▶  |   |                |                       |             |            |
|   | Less: allowance for doubtful accounts ▶   |   |                |                       |             |            |
|   | 5 Grants receivable   |   |                |                       |             |            |
|   | 6 Receivables due from officers, directors, trustees, and other disqualified persons  |   |                |                       |             |            |
|   | 7 Other notes and loans receivable ▶  |   |                |                       |             |            |
|   | Less: allowance for doubtful accounts ▶   |   |                |                       |             |            |
|   | 8 Inventories for sale or use   |   |                |                       |             |            |
|   | 9 Prepaid expenses and deferred charges   |   |                |                       |             |            |
|   | 10a Investments - U.S. and state government obligations   |   |                |                       |             |            |
|   | b Investments - corporate stock   |   |                |                       |             |            |
|   | c Investments - corporate bonds   |   |                |                       |             |            |
| 11 Investments - land, buildings, and equipment basis ▶ |   |   |                |                       |             |            |
| Less: accumulated depreciation ▶                        |   |   |                |                       |             |            |
| 12 Investments - mortgage loans                         |   |   |                |                       |             |            |
| 13 Investments - other                                  | STMT 9  | 134,153,449.  | 119,514,974.   | 118,711,652.          |             |            |
| 14 Land, buildings, and equipment: basis ▶              | 136,063.  |   |                |                       |             |            |
| Less: accumulated depreciation                          | STMT 10 ▶ 92,009.   | 55,789.   | 44,054.        | 44,054.               |             |            |
| 15 Other assets (describe ▶)                            | STATEMENT 11)   | 92,598.   | 92,598.        | 92,598.               |             |            |
| 16 Total assets (to be completed by all filers)         |   | 140,387,167.  | 126,999,277.   | 126,195,955.          |             |            |
| Liabilities   | 17 Accounts payable and accrued expenses  |   | 114,972.       | 1,179.                |             |            |
|   | 18 Grants payable   |   | 3,446,130.     | 1,360,000.            |             |            |
|   | 19 Deferred revenue   |   |                |                       |             |            |
|   | 20 Loans from officers, directors, trustees, and other disqualified persons   |   |                |                       |             |            |
|   | 21 Mortgages and other notes payable  |   |                |                       |             |            |
|   | 22 Other liabilities (describe ▶)   |   |                |                       |             |            |
| 23 Total liabilities (add lines 17 through 22)          |   | 3,561,102.  | 1,361,179.     |                       |             |            |
| Net Assets or Fund Balances                             | Foundations that follow SFAS 117, check here and complete lines 24 through 26 and lines 30 and 31. ▶ <input type="checkbox"/> |   |                |                       |             |            |
|   | 24 Unrestricted   |   |                |                       |             |            |
|   | 25 Temporarily restricted   |   |                |                       |             |            |
|   | 26 Permanently restricted   |   |                |                       |             |            |
|   | Foundations that do not follow SFAS 117, check here and complete lines 27 through 31. ▶ <input checked="" type="checkbox"/>   |   |                |                       |             |            |
|   | 27 Capital stock, trust principal, or current funds   |   | 0.             | 0.                    |             |            |
|   | 28 Paid-in or capital surplus, or land, bldg., and equipment fund   |   | 0.             | 0.                    |             |            |
|   | 29 Retained earnings, accumulated income, endowment, or other funds   |   | 136,826,065.   | 125,638,098.          |             |            |
| 30 Total net assets or fund balances                    |   | 136,826,065.  | 125,638,098.   |                       |             |            |
| 31 Total liabilities and net assets/fund balances       |   | 140,387,167.  | 126,999,277.   |                       |             |            |

## Part III Analysis of Changes in Net Assets or Fund Balances

|   |   |               |
|---|---|---------------|
| 1 Total net assets or fund balances at beginning of year - Part II, column (a), line 30<br>(must agree with end-of-year figure reported on prior year's return) | 1 | 136,826,065.  |
| 2 Enter amount from Part I, line 27a  | 2 | <13,273,747.> |
| 3 Other increases not included in line 2 (itemize) ▶ GRANTS PAYABLE   | 3 | 2,086,130.    |
| 4 Add lines 1, 2, and 3   | 4 | 125,638,448.  |
| 5 Decreases not included in line 2 (itemize) ▶ NON DEDUCTIBLE CHARITY (QUID PRO QUO)  | 5 | 350.          |
| 6 Total net assets or fund balances at end of year (line 4 minus line 5) - Part II, column (b), line 30   | 6 | 125,638,098.  |

**Part IV Capital Gains and Losses for Tax on Investment Income**

| (a) List and describe the kind(s) of property sold (e.g., real estate, 2-story brick warehouse; or common stock, 200 shs. MLC Co.) | (b) How acquired<br>P - Purchase<br>D - Donation | (c) Date acquired<br>(mo., day, yr.) | (d) Date sold<br>(mo., day, yr.) |
|--|--|--------------------------------------|----------------------------------|
| 1a   |  |                                      |                                  |
| b SEE ATTACHED STATEMENTS  |  |                                      |                                  |
| c  |  |                                      |                                  |
| d  |  |                                      |                                  |
| e  |  |                                      |                                  |

| (e) Gross sales price | (f) Depreciation allowed<br>(or allowable) | (g) Cost or other basis<br>plus expense of sale | (h) Gain or (loss)<br>(e) plus (f) minus (g) |
|-----------------------|--|---|--|
| a                     |  |   |  |
| b                     |  |   |  |
| c                     |  |   |  |
| d                     |  |   |  |
| e 19,981,604.         |  | 23,421,096.                                     | <7,244,784.>                                 |

Complete only for assets showing gain in column (h) and owned by the foundation on 12/31/69

| (i) F.M.V. as of 12/31/69 | (j) Adjusted basis<br>as of 12/31/69 | (k) Excess of col. (i)<br>over col. (j), if any | (l) Gains (Col. (h) gain minus<br>col. (k), but not less than -0-) or<br>Losses (from col. (h)) |
|---------------------------|--------------------------------------|---|---|
| a                         |                                      |   |   |
| b                         |                                      |   |   |
| c                         |                                      |   |   |
| d                         |                                      |   |   |
| e                         |                                      |   | <7,244,784.>  |

|   |   |              |
|---|---|--------------|
| 2 Capital gain net income or (net capital loss)   | <div style="display: flex; align-items: center;"> <div style="border-left: 1px solid black; padding-left: 5px;">           If gain, also enter in Part I, line 7<br/>           If (loss), enter -0- in Part I, line 7         </div> <div style="margin-left: 10px;">           2         </div> </div>              | <7,244,784.> |
| 3 Net short-term capital gain or (loss) as defined in sections 1222(5) and (6):<br>If gain, also enter in Part I, line 8, column (c).<br>If (loss), enter -0- in Part I, line 8 | <div style="display: flex; align-items: center;"> <div style="border-left: 1px solid black; padding-left: 5px;">           If gain, also enter in Part I, line 8, column (c).<br/>           If (loss), enter -0- in Part I, line 8         </div> <div style="margin-left: 10px;">           3         </div> </div> | N/A          |

**Part V Qualification Under Section 4940(e) for Reduced Tax on Net Investment Income**

(For optional use by domestic private foundations subject to the section 4940(a) tax on net investment income.)

If section 4940(d)(2) applies, leave this part blank.

Was the foundation liable for the section 4942 tax on the distributable amount of any year in the base period?

☐ Yes ☒ No

If "Yes," the foundation does not qualify under section 4940(e). Do not complete this part.

1 Enter the appropriate amount in each column for each year; see instructions before making any entries.

| (a)<br>Base period years<br>Calendar year (or tax year beginning in) | (b)<br>Adjusted qualifying distributions | (c)<br>Net value of noncharitable-use assets | (d)<br>Distribution ratio<br>(col. (b) divided by col. (c)) |
|--|--|--|---|
| 2008   | 6,804,212.                               | 138,102,027.                                 | .049269   |
| 2007   | 6,614,495.                               | 152,143,820.                                 | .043475   |
| 2006   | 6,392,538.                               | 136,922,671.                                 | .046687   |
| 2005   | 5,951,569.                               | 129,532,292.                                 | .045947   |
| 2004   | 5,332,568.                               | 124,203,086.                                 | .042934   |

|   |   |              |
|---|---|--------------|
| 2 Total of line 1, column (d)   | 2 | .228312      |
| 3 Average distribution ratio for the 5-year base period - divide the total on line 2 by 5, or by the number of years the foundation has been in existence if less than 5 years  | 3 | .045662      |
| 4 Enter the net value of noncharitable-use assets for 2009 from Part X, line 5  | 4 | 110,757,487. |
| 5 Multiply line 4 by line 3   | 5 | 5,057,408.   |
| 6 Enter 1% of net investment income (1% of Part I, line 27b)  | 6 | 10,808.      |
| 7 Add lines 5 and 6   | 7 | 5,068,216.   |
| 8 Enter qualifying distributions from Part XII, line 4<br>If line 8 is equal to or greater than line 7, check the box in Part VI, line 1b, and complete that part using a 1% tax rate.<br>See the Part VI instructions. | 8 | 6,927,276.   |

**Part VI Excise Tax Based on Investment Income (Section 4940(a), 4940(b), 4940(e), or 4948 - see instructions)**

|   |    |          |          |
|---|----|----------|----------|
| 1a Exempt operating foundations described in section 4940(d)(2), check here <input type="checkbox"/> and enter "N/A" on line 1.<br>Date of ruling or determination letter _____ (attach copy of letter if necessary-see instructions) |    | 1        | 10,808.  |
| b Domestic foundations that meet the section 4940(e) requirements in Part V, check here <input checked="" type="checkbox"/> and enter 1% of Part I, line 27b  |    | 2        | 0.       |
| c All other domestic foundations enter 2% of line 27b. Exempt foreign organizations enter 4% of Part I, line 12, col. (b)   |    | 3        | 10,808.  |
| 2 Tax under section 511 (domestic section 4947(a)(1) trusts and taxable foundations only. Others enter -0-)   |    | 4        | 0.       |
| 3 Add lines 1 and 2   |    | 5        | 10,808.  |
| 4 Subtitle A (income) tax (domestic section 4947(a)(1) trusts and taxable foundations only. Others enter -0-)   |    | 6a       | 249,603. |
| 5 Tax based on investment income. Subtract line 4 from line 3. If zero or less, enter -0-   |    | 6b       |          |
| 6 Credits/Payments:   |    | 6c       |          |
| a 2009 estimated tax payments and 2008 overpayment credited to 2009   | 6d |          |          |
| b Exempt foreign organizations - tax withheld at source   | 7  | 249,603. |          |
| c Tax paid with application for extension of time to file (Form 8868)   | 8  |          |          |
| d Backup withholding erroneously withheld   | 9  |          |          |
| 7 Total credits and payments. Add lines 6a through 6d   | 10 | 238,795. |          |
| 8 Enter any penalty for underpayment of estimated tax. Check here <input checked="" type="checkbox"/> if Form 2220 is attached  | 11 | 0.       |          |
| 9 Tax due. If the total of lines 5 and 8 is more than line 7, enter amount owed   |    |          |          |
| 10 Overpayment. If line 7 is more than the total of lines 5 and 8, enter the amount overpaid  |    |          |          |
| 11 Enter the amount of line 10 to be: Credited to 2010 estimated tax <input checked="" type="checkbox"/> 238,795. Refunded <input type="checkbox"/>   |    |          |          |

**Part VII-A Statements Regarding Activities**

|   | Yes | No |
|---|-----|----|
| 1a During the tax year, did the foundation attempt to influence any national, state, or local legislation or did it participate or intervene in any political campaign?   |     | X  |
| 1b Did it spend more than \$100 during the year (either directly or indirectly) for political purposes (see instructions for definition)?<br>If the answer is "Yes" to 1a or 1b, attach a detailed description of the activities and copies of any materials published or distributed by the foundation in connection with the activities |     | X  |
| 1c Did the foundation file Form 1120-POL for this year?   |     | X  |
| d Enter the amount (if any) of tax on political expenditures (section 4955) imposed during the year:<br>(1) On the foundation. <input checked="" type="checkbox"/> \$ 0. (2) On foundation managers. <input checked="" type="checkbox"/> \$ 0.  |     |    |
| e Enter the reimbursement (if any) paid by the foundation during the year for political expenditure tax imposed on foundation managers. <input checked="" type="checkbox"/> \$ 0.   |     |    |
| 2 Has the foundation engaged in any activities that have not previously been reported to the IRS?<br>If "Yes," attach a detailed description of the activities  |     | X  |
| 3 Has the foundation made any changes, not previously reported to the IRS, in its governing instrument, articles of incorporation, or bylaws, or other similar instruments? If "Yes," attach a conformed copy of the changes  |     | X  |
| 4a Did the foundation have unrelated business gross income of \$1,000 or more during the year?  |     | X  |
| b If "Yes," has it filed a tax return on Form 990-T for this year?  |     |    |
| 5 Was there a liquidation, termination, dissolution, or substantial contraction during the year?<br>If "Yes," attach the statement required by General Instruction T.   |     | X  |
| 6 Are the requirements of section 508(e) (relating to sections 4941 through 4945) satisfied either:<br>• By language in the governing instrument, or<br>• By state legislation that effectively amends the governing instrument so that no mandatory directions that conflict with the state law remain in the governing instrument?      | X   |    |
| 7 Did the foundation have at least \$5,000 in assets at any time during the year?<br>If "Yes," complete Part II, col. (c), and Part XV.   | X   |    |
| 8a Enter the states to which the foundation reports or with which it is registered (see instructions) <input checked="" type="checkbox"/> CA  |     |    |
| b If the answer is "Yes" to line 7, has the foundation furnished a copy of Form 990-PF to the Attorney General (or designate) of each state as required by General Instruction G? If "No," attach explanation   | X   |    |
| 9 Is the foundation claiming status as a private operating foundation within the meaning of section 4942(j)(3) or 4942(j)(5) for calendar year 2009 or the taxable year beginning in 2009 (see instructions for Part XIV)? If "Yes," complete Part XIV  |     | X  |
| 10 Did any persons become substantial contributors during the tax year? If "Yes," attach a schedule listing their names and addresses   |     | X  |

Form 990-PF (2009)

**Part VII-A Statements Regarding Activities** (continued)

|    |   |    |  |   |
|----|---|----|--|---|
| 11 | At any time during the year, did the foundation, directly or indirectly, own a controlled entity within the meaning of section 512(b)(13)? If "Yes," attach schedule (see instructions) | 11 |  | X |
| 12 | Did the foundation acquire a direct or indirect interest in any applicable insurance contract before August 17, 2008?   | 12 |  | X |
| 13 | Did the foundation comply with the public inspection requirements for its annual returns and exemption application?   | 13 |  | X |

Website address ► **WWW.EISNERFOUNDATION.ORG**

14 The books are in care of ► **IRWIN RUSSELL, ESQ.** Telephone no. ► **310-777-3640**  
 Located at ► **9401 WILSHIRE BLVD., SUITE 760, BEVERLY HILLS, CA** ZIP+4 ► **90212**

15 Section 4947(a)(1) nonexempt charitable trusts filing Form 990-PF in lieu of Form 1041 - Check here ☐  
 and enter the amount of tax-exempt interest received or accrued during the year ► **15** N/A

**Part VII-B Statements Regarding Activities for Which Form 4720 May Be Required**

File Form 4720 if any item is checked in the "Yes" column, unless an exception applies.

|   | Yes   | No   |
|---|---|------|
| 1a During the year did the foundation (either directly or indirectly):  |   |      |
| (1) Engage in the sale or exchange, or leasing of property with a disqualified person?  | <input type="checkbox"/> Yes <input checked="" type="checkbox"/> No |      |
| (2) Borrow money from, lend money to, or otherwise extend credit to (or accept it from) a disqualified person?  | <input type="checkbox"/> Yes <input checked="" type="checkbox"/> No |      |
| (3) Furnish goods, services, or facilities to (or accept them from) a disqualified person?  | <input type="checkbox"/> Yes <input checked="" type="checkbox"/> No |      |
| (4) Pay compensation to, or pay or reimburse the expenses of, a disqualified person?  | <input type="checkbox"/> Yes <input checked="" type="checkbox"/> No |      |
| (5) Transfer any income or assets to a disqualified person (or make any of either available for the benefit or use of a disqualified person)?   | <input type="checkbox"/> Yes <input checked="" type="checkbox"/> No |      |
| (6) Agree to pay money or property to a government official? (Exception. Check "No" if the foundation agreed to make a grant to or to employ the official for a period after termination of government service, if terminating within 90 days.)   | <input type="checkbox"/> Yes <input checked="" type="checkbox"/> No |      |
| b If any answer is "Yes" to 1a(1)-(6), did any of the acts fail to qualify under the exceptions described in Regulations section 53.4941(d)-3 or in a current notice regarding disaster assistance (see page 20 of the instructions)?   | N/A   | 1b   |
| Organizations relying on a current notice regarding disaster assistance check here <input type="checkbox"/>   |   |      |
| c Did the foundation engage in a prior year in any of the acts described in 1a, other than excepted acts, that were not corrected before the first day of the tax year beginning in 2009?   |   | 1c X |
| 2 Taxes on failure to distribute income (section 4942) (does not apply for years the foundation was a private operating foundation defined in section 4942(j)(3) or 4942(j)(5)):  |   |      |
| a At the end of tax year 2009, did the foundation have any undistributed income (lines 6d and 6e, Part XIII) for tax year(s) beginning before 2009?   | <input type="checkbox"/> Yes <input checked="" type="checkbox"/> No |      |
| If "Yes," list the years ► _____, _____, _____  |   |      |
| b Are there any years listed in 2a for which the foundation is not applying the provisions of section 4942(a)(2) (relating to incorrect valuation of assets) to the year's undistributed income? (If applying section 4942(a)(2) to all years listed, answer "No" and attach statement - see instructions.)   | N/A   | 2b   |
| c If the provisions of section 4942(a)(2) are being applied to any of the years listed in 2a, list the years here.<br>► _____, _____, _____   |   |      |
| 3a Did the foundation hold more than a 2% direct or indirect interest in any business enterprise at any time during the year?   | <input type="checkbox"/> Yes <input checked="" type="checkbox"/> No |      |
| b If "Yes," did it have excess business holdings in 2009 as a result of (1) any purchase by the foundation or disqualified persons after May 26, 1969; (2) the lapse of the 5-year period (or longer period approved by the Commissioner under section 4943(c)(7)) to dispose of holdings acquired by gift or bequest; or (3) the lapse of the 10-, 15-, or 20-year first phase holding period? (Use Schedule C, Form 4720, to determine if the foundation had excess business holdings in 2009.) | N/A   | 3b   |
| 4a Did the foundation invest during the year any amount in a manner that would jeopardize its charitable purposes?  |   | 4a X |
| b Did the foundation make any investment in a prior year (but after December 31, 1969) that could jeopardize its charitable purpose that had not been removed from jeopardy before the first day of the tax year beginning in 2009?   |   | 4b X |

Form 990-PF (2009)

**Part VII-B** Statements Regarding Activities for Which Form 4720 May Be Required (continued)

5a During the year did the foundation pay or incur any amount to:

(1) Carry on propaganda, or otherwise attempt to influence legislation (section 4945(e))?

☐ Yes ☒ No

(2) Influence the outcome of any specific public election (see section 4955); or to carry on, directly or indirectly, any voter registration drive?

☐ Yes ☒ No

(3) Provide a grant to an individual for travel, study, or other similar purposes?

☐ Yes ☒ No

(4) Provide a grant to an organization other than a charitable, etc., organization described in section 509(a)(1), (2), or (3), or section 4940(d)(2)?

☐ Yes ☒ No

(5) Provide for any purpose other than religious, charitable, scientific, literary, or educational purposes, or for the prevention of cruelty to children or animals?

☐ Yes ☒ No

b If any answer is "Yes" to 5a(1)-(5), did any of the transactions fail to qualify under the exceptions described in Regulations section 53.4945 or in a current notice regarding disaster assistance (see instructions)?

N/A

5b

Organizations relying on a current notice regarding disaster assistance check here

☒

c If the answer is "Yes" to question 5a(4), does the foundation claim exemption from the tax because it maintained expenditure responsibility for the grant?

N/A

☐ Yes ☐ No

If "Yes," attach the statement required by Regulations section 53.4945-5(d)

6a Did the foundation, during the year, receive any funds, directly or indirectly, to pay premiums on a personal benefit contract?

☐ Yes ☒ No

6b

b Did the foundation, during the year, pay premiums, directly or indirectly, on a personal benefit contract?

If "Yes" to 6b, file Form 8870

☐ Yes ☒ No

7b

7a At any time during the tax year, was the foundation a party to a prohibited tax shelter transaction?

N/A

b If yes, did the foundation receive any proceeds or have any net income attributable to the transaction?

**Part VIII** Information About Officers, Directors, Trustees, Foundation Managers, Highly Paid Employees, and Contractors

1 List all officers, directors, trustees, foundation managers and their compensation.

| (a) Name and address | (b) Title, and average hours per week devoted to position | (c) Compensation (If not paid, enter -0-) | (d) Contributions to employee benefit plans and deferred compensation | (e) Expense account, other allowances |
|----------------------|---|---|---|---------------------------------------|
| SEE STATEMENT 12     |   | 252,500.                                  | 0.  | 0.                                    |
|                      |   |   |   |                                       |
|                      |   |   |   |                                       |
|                      |   |   |   |                                       |
|                      |   |   |   |                                       |
|                      |   |   |   |                                       |
|                      |   |   |   |                                       |
|                      |   |   |   |                                       |
|                      |   |   |   |                                       |

2 Compensation of five highest-paid employees (other than those included on line 1). If none, enter "NONE."

| (a) Name and address of each employee paid more than \$50,000 | (b) Title, and average hours per week devoted to position | (c) Compensation | (d) Contributions to employee benefit plans and deferred compensation | (e) Expense account, other allowances |
|---|---|------------------|---|---------------------------------------|
| CATHY CHOI  | DIRECTOR OF PROGRAMS                                      | 40.00 96,780.    | 0.  | 0.                                    |
| LAUREN C. RHODES  | GRANTS ADMINISTRATOR                                      | 40.00 39,801.    | 0.  | 0.                                    |
| ELIZABETH BONNET  | BOOKKEEPER  | 10.00 27,750.    | 0.  | 0.                                    |
| GABRIELLA STUMPF  | GRANTS ADMINISTRATOR                                      | 40.00 20,494.    | 0.  | 0.                                    |
|   |   |                  |   |                                       |
|   |   |                  |   |                                       |

Total number of other employees paid over \$50,000

0

Form 990-PF (2009)

**Part VIII** Information About Officers, Directors, Trustees, Foundation Managers, Highly Paid Employees, and Contractors (continued)**3** Five highest-paid independent contractors for professional services. If none, enter "NONE."

| (a) Name and address of each person paid more than \$50,000 | (b) Type of service | (c) Compensation |
|---|---------------------|------------------|
| NONE  |                     |                  |
|   |                     |                  |
|   |                     |                  |
|   |                     |                  |
|   |                     |                  |
|   |                     |                  |
|   |                     |                  |

Total number of others receiving over \$50,000 for professional services

0

**Part IX-A** Summary of Direct Charitable Activities

List the foundation's four largest direct charitable activities during the tax year. Include relevant statistical information such as the number of organizations and other beneficiaries served, conferences convened, research papers produced, etc.

|       | Expenses |
|-------|----------|
| 1 N/A |          |
|       |          |
| 2     |          |
|       |          |
| 3     |          |
|       |          |
| 4     |          |
|       |          |

**Part IX-B** Summary of Program-Related Investments

Describe the two largest program-related investments made by the foundation during the tax year on lines 1 and 2.

|   | Amount |
|---|--------|
| 1 N/A   |        |
|   |        |
| 2   |        |
|   |        |
| All other program-related investments See instructions. |        |
| 3   |        |
|   |        |
| <b>Total.</b> Add lines 1 through 3                     | 0.     |

Form 990-PF (2009)



**Part X Minimum Investment Return** (All domestic foundations must complete this part. Foreign foundations, see instructions.)

|   |   |    |              |
|---|---|----|--------------|
| 1 | Fair market value of assets not used (or held for use) directly in carrying out charitable, etc., purposes: |    |              |
| a | Average monthly fair market value of securities   | 1a | 107,902,698. |
| b | Average of monthly cash balances  | 1b | 4,358,856.   |
| c | Fair market value of all other assets   | 1c | 182,595.     |
| d | Total (add lines 1a, b, and c)  | 1d | 112,444,149. |
| e | Reduction claimed for blockage or other factors reported on lines 1a and 1c (attach detailed explanation)   | 1e | 0.           |
| 2 | Acquisition indebtedness applicable to line 1 assets  | 2  | 0.           |
| 3 | Subtract line 2 from line 1d  | 3  | 112,444,149. |
| 4 | Cash deemed held for charitable activities. Enter 1 1/2% of line 3 (for greater amount, see instructions)   | 4  | 1,686,662.   |
| 5 | Net value of noncharitable-use assets. Subtract line 4 from line 3. Enter here and on Part V, line 4        | 5  | 110,757,487. |
| 6 | Minimum investment return. Enter 5% of line 5   | 6  | 5,537,874.   |

**Part XI Distributable Amount** (see instructions) (Section 4942(j)(3) and (j)(5) private operating foundations and certain foreign organizations check here ☐ and do not complete this part.)

|    |  |    |            |
|----|--|----|------------|
| 1  | Minimum investment return from Part X, line 6  | 1  | 5,537,874. |
| 2a | Tax on investment income for 2009 from Part VI, line 5   | 2a | 10,808.    |
| b  | Income tax for 2009. (This does not include the tax from Part VI.)                                 | 2b |            |
| c  | Add lines 2a and 2b  | 2c | 10,808.    |
| 3  | Distributable amount before adjustments. Subtract line 2c from line 1                              | 3  | 5,527,066. |
| 4  | Recoveries of amounts treated as qualifying distributions  | 4  | 0.         |
| 5  | Add lines 3 and 4  | 5  | 5,527,066. |
| 6  | Deduction from distributable amount (see instructions)   | 6  | 0.         |
| 7  | Distributable amount as adjusted. Subtract line 6 from line 5. Enter here and on Part XIII, line 1 | 7  | 5,527,066. |

**Part XII Qualifying Distributions** (see instructions)

|   |   |    |            |
|---|---|----|------------|
| 1 | Amounts paid (including administrative expenses) to accomplish charitable, etc., purposes:  |    |            |
| a | Expenses, contributions, gifts, etc. - total from Part I, column (d), line 26   | 1a | 6,927,276. |
| b | Program-related investments - total from Part IX-B  | 1b | 0.         |
| 2 | Amounts paid to acquire assets used (or held for use) directly in carrying out charitable, etc., purposes                         | 2  |            |
| 3 | Amounts set aside for specific charitable projects that satisfy the:  |    |            |
| a | Suitability test (prior IRS approval required)  | 3a |            |
| b | Cash distribution test (attach the required schedule)   | 3b |            |
| 4 | Qualifying distributions. Add lines 1a through 3b. Enter here and on Part V, line 8, and Part XIII, line 4                        | 4  | 6,927,276. |
| 5 | Foundations that qualify under section 4940(e) for the reduced rate of tax on net investment income. Enter 1% of Part I, line 27b | 5  | 10,808.    |
| 6 | Adjusted qualifying distributions. Subtract line 5 from line 4  | 6  | 6,916,468. |

**Note.** The amount on line 6 will be used in Part V, column (b), in subsequent years when calculating whether the foundation qualifies for the section 4940(e) reduction of tax in those years.

Form 990-PF (2009)

**Part XIII** Undistributed Income (see instructions)

|  | (a)<br>Corpus | (b)<br>Years prior to 2008 | (c)<br>2008 | (d)<br>2009 |
|--|---------------|----------------------------|-------------|-------------|
| 1 Distributable amount for 2009 from Part XI, line 7   |               |                            |             | 5,527,066.  |
| 2 Undistributed income, if any, as of the end of 2009  |               |                            |             |             |
| a Enter amount for 2008 only   |               |                            | 6,778,806.  |             |
| b Total for prior years:   |               | 0.                         |             |             |
| 3 Excess distributions carryover, if any, to 2009:   |               |                            |             |             |
| a From 2004  |               |                            |             |             |
| b From 2005  |               |                            |             |             |
| c From 2006  |               |                            |             |             |
| d From 2007  |               |                            |             |             |
| e From 2008  |               |                            |             |             |
| f Total of lines 3a through e  | 0.            |                            |             |             |
| 4 Qualifying distributions for 2009 from Part XII, line 4. ► \$ 6,927,276.   |               |                            |             |             |
| a Applied to 2008, but not more than line 2a   |               |                            | 6,778,806.  |             |
| b Applied to undistributed income of prior years (Election required - see instructions)  |               | 0.                         |             |             |
| c Treated as distributions out of corpus (Election required - see instructions)  | 0.            |                            |             |             |
| d Applied to 2009 distributable amount   |               |                            |             | 148,470.    |
| e Remaining amount distributed out of corpus   | 0.            |                            |             |             |
| 5 Excess distributions carryover applied to 2009 (If an amount appears in column (d), the same amount must be shown in column (a))   | 0.            |                            |             | 0.          |
| 6 Enter the net total of each column as indicated below:   |               |                            |             |             |
| a Corpus Add lines 3f, 4c, and 4e Subtract line 5  | 0.            |                            |             |             |
| b Prior years' undistributed income Subtract line 4b from line 2b  |               | 0.                         |             |             |
| c Enter the amount of prior years' undistributed income for which a notice of deficiency has been issued, or on which the section 4942(a) tax has been previously assessed |               | 0.                         |             |             |
| d Subtract line 6c from line 6b. Taxable amount - see instructions   |               | 0.                         |             |             |
| e Undistributed income for 2008. Subtract line 4a from line 2a. Taxable amount - see instr.  |               |                            | 0.          |             |
| f Undistributed income for 2009. Subtract lines 4d and 5 from line 1. This amount must be distributed in 2010  |               |                            |             | 5,378,596.  |
| 7 Amounts treated as distributions out of corpus to satisfy requirements imposed by section 170(b)(1)(F) or 4942(g)(3)   | 0.            |                            |             |             |
| 8 Excess distributions carryover from 2004 not applied on line 5 or line 7   | 0.            |                            |             |             |
| 9 Excess distributions carryover to 2010. Subtract lines 7 and 8 from line 6a  | 0.            |                            |             |             |
| 10 Analysis of line 9:   |               |                            |             |             |
| a Excess from 2005   |               |                            |             |             |
| b Excess from 2006   |               |                            |             |             |
| c Excess from 2007   |               |                            |             |             |
| d Excess from 2008   |               |                            |             |             |
| e Excess from 2009   |               |                            |             |             |

**Part XIV Private Operating Foundations** (see instructions and Part VII-A, question 9)

N/A

- 1 a** If the foundation has received a ruling or determination letter that it is a private operating foundation, and the ruling is effective for 2009, enter the date of the ruling

- b** Check box to indicate whether the foundation is a private operating foundation described in section ☐ 4942(j)(3) or ☐ 4942(j)(5)

**Part XV** Supplementary Information (continued)**3 Grants and Contributions Paid During the Year or Approved for Future Payment**

| Recipient<br>Name and address (home or business)                       | If recipient is an individual,<br>show any relationship to<br>any foundation manager<br>or substantial contributor | Foundation<br>status of<br>recipient | Purpose of grant or<br>contribution | Amount     |
|--|--|--------------------------------------|-------------------------------------|------------|
| <b>a Paid during the year</b><br><b>SEE ATTACHED STATEMENTS</b>        |  |                                      |                                     | 6,476,004. |
| <b>Total</b>   |  |                                      | <b>3a</b>                           | 6,476,004. |
| <b>b Approved for future payment</b><br><b>SEE ATTACHED STATEMENTS</b> |  |                                      |                                     | 1,360,000. |
| <b>Total</b>   |  |                                      | <b>3b</b>                           | 1,360,000. |

**Part XVI-A Analysis of Income-Producing Activities**

Enter gross amounts unless otherwise indicated.

| Enter gross amounts unless otherwise indicated.               | Unrelated business income |               | Excluded by section 512, 513, or 514 |               | (e)<br>Related or exempt<br>function income |
|---|---------------------------|---------------|--------------------------------------|---------------|---|
|   | (a)<br>Business<br>code   | (b)<br>Amount | (c)<br>Exclu-<br>sion<br>code        | (d)<br>Amount |   |
| 1 Program service revenue:                                    |                           |               |                                      |               |   |
| a _____   |                           |               |                                      |               |   |
| b _____   |                           |               |                                      |               |   |
| c _____   |                           |               |                                      |               |   |
| d _____   |                           |               |                                      |               |   |
| e _____   |                           |               |                                      |               |   |
| f _____   |                           |               |                                      |               |   |
| g Fees and contracts from government agencies                 |                           |               |                                      |               |   |
| 2 Membership dues and assessments                             |                           |               |                                      |               |   |
| 3 Interest on savings and temporary cash<br>investments       |                           |               | 14                                   |               | 16,221.                                     |
| 4 Dividends and interest from securities                      | 900000                    | 332.          | 14                                   |               | 2,996,244.                                  |
| 5 Net rental income or (loss) from real estate:               |                           |               |                                      |               |   |
| a Debt-financed property                                      |                           |               |                                      |               |   |
| b Not debt-financed property                                  |                           |               |                                      |               |   |
| 6 Net rental income or (loss) from personal<br>property       |                           |               |                                      |               |   |
| 7 Other investment income                                     | 900000                    | <39,727.>     | 14                                   |               | <1,293,422.>                                |
| 8 Gain or (loss) from sales of assets other<br>than inventory | 900000                    | <29,467.>     | 14                                   | <29,483.>     | <7,215,301.>                                |
| 9 Net income or (loss) from special events                    |                           |               |                                      |               |   |
| 10 Gross profit or (loss) from sales of inventory             |                           |               |                                      |               |   |
| 11 Other revenue:   |                           |               |                                      |               |   |
| a _____   |                           |               |                                      |               |   |
| b _____   |                           |               |                                      |               |   |
| c _____   |                           |               |                                      |               |   |
| d _____   |                           |               |                                      |               |   |
| e _____   |                           |               |                                      |               |   |
| 12 Subtotal. Add columns (b), (d), and (e)                    |                           | <68,862.>     |                                      | <29,483.>     | <5,496,258.>                                |
| 13 Total. Add line 12, columns (b), (d), and (e)              |                           |               |                                      |               | <5,594,603.>                                |

(See worksheet in line 13 instructions to verify calculations.)

**Part XVI-B Relationship of Activities to the Accomplishment of Exempt Purposes**

[illegible]

|                  |  |
|------------------|--|
| <b>Part XVII</b> | <b>Information Regarding Transfers To and Transactions and Relationships With Noncharitable Exempt Organizations</b> |
|------------------|--|

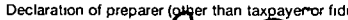

|   |  | Yes   | No |
|---|--|-------|----|
| 1 | Did the organization directly or indirectly engage in any of the following with any other organization described in section 501(c)(3) of the Code (other than section 501(c)(3) organizations) or in section 527, relating to political organizations?   |       |    |
| a | Transfers from the reporting foundation to a noncharitable exempt organization of:   |       |    |
|   | (1) Cash   | 1a(1) | X  |
|   | (2) Other assets   | 1a(2) | X  |
| b | Other transactions:  |       |    |
|   | (1) Sales of assets to a noncharitable exempt organization   | 1b(1) | X  |
|   | (2) Purchases of assets from a noncharitable exempt organization   | 1b(2) | X  |
|   | (3) Rental of facilities, equipment, or other assets   | 1b(3) | X  |
|   | (4) Reimbursement arrangements   | 1b(4) | X  |
|   | (5) Loans or loan guarantees   | 1b(5) | X  |
|   | (6) Performance of services or membership or fundraising solicitations   | 1b(6) | X  |
| c | Sharing of facilities, equipment, mailing lists, other assets, or paid employees   | 1c    | X  |
| d | If the answer to any of the above is "Yes," complete the following schedule. Column (b) should always show the fair market value of the goods, other assets, or services given by the reporting foundation. If the foundation received less than fair market value in any transaction or sharing arrangement, show in column (d) the value of the goods, other assets, or services received. |       |    |


[illegible]

**2a** Is the foundation directly or indirectly affiliated with, or related to, one or more tax-exempt organizations described in section 501(c) of the Code (other than section 501(c)(3)) or in section 527? ☐ Yes ☒ No

| (a) Name of organization | (b) Type of organization | (c) Description of relationship |
|--------------------------|--------------------------|---------------------------------|
| N/A                      |                          |                                 |
|                          |                          |                                 |
|                          |                          |                                 |
|                          |                          |                                 |
|                          |                          |                                 |

Under penalties of perjury, I declare that I have examined this return, including accompanying schedules and statements, and to the best of my knowledge and belief, it is true, correct, and complete. Declaration of preparer (other than taxpayer or fiduciary) is based on all information of which preparer has any knowledge.

|           |  |                  |   |   |
|-----------|--|------------------|---|---|
| Sign Here | <br>Signature of officer or trustee   |                  | 10/29/10<br>Date                                | President<br>Title                          |
|           | Preparer's signature<br><br>Firm's name (or yours if self-employed), address, and ZIP code<br>DAVID TANNOUS<br>9401 WILSHIRE BLVD, SUITE 760<br>BEVERLY HILLS, CA 90212 | Date<br>10/28/10 | Check if self-employed <input type="checkbox"/> | Preparer's identifying number<br>558-02-651 |

Paid Preparer's Use Only  
 EIN  Phone no. (310) 777-3636

THE EISNER FOUNDATION, INC  
EIN 95-4607191  
2009 List of Charitable Contributions

Attachment to Form 990-PFm Part XV, Line 3a

| Name                                      | Relationship | Fdn Status | Type of Contribution | Amount  |
|---|--------------|------------|----------------------|---------|
| 826LA                                     | N/A          | Public     | Event                | 300     |
| 826LA                                     | N/A          | Public     | General              | 35,000  |
| A Better LA                               | N/A          | Public     | Specific             | 100,000 |
| Alliance for Children's Rights            | N/A          | Public     | General              | 150,000 |
| Alzheimer's Association                   | N/A          | Public     | Event                | 1,500   |
| Amanecer Community Counseling Services    | N/A          | Public     | General              | 50,000  |
| American Jewish Committee                 | N/A          | Public     | Event                | 10,000  |
| American Jewish Committee                 | N/A          | Public     | Event                | 1,000   |
| AmFAR                                     | N/A          | Public     | Event                | 7,000   |
| AmFAR                                     | N/A          | Public     | General              | 25,000  |
| Angels of the Amazon                      | N/A          | Public     | General              | 1,000   |
| Aquarium of the Pacific                   | N/A          | Public     | Specific             | 100,000 |
| Armory Center for the Arts                | N/A          | Public     | Specific             | 100,000 |
| Art Engine, Inc                           | N/A          | Public     | Specific             | 250     |
| Aspen Music Festival & School             | N/A          | Public     | General              | 26,250  |
| Bent on Learning                          | N/A          | Public     | General              | 10,000  |
| Bet Tzedek                                | N/A          | Public     | Specific             | 125,000 |
| Bright Star Schools                       | N/A          | Public     | General              | 100,000 |
| CAL Arts                                  | N/A          | Public     | General              | 250,000 |
| California State University Northridge Fo | N/A          | Public     | Specific             | 60,000  |
| Camino Nuevo Charter Academy              | N/A          | Public     | Event                | 300     |
| Camino Nuevo Charter Academy              | N/A          | Public     | Event                | 500     |
| Camino Nuevo Charter Academy              | N/A          | Public     | General              | 200,000 |
| CedarsSinai Medical Center                | N/A          | Public     | Specific             | 290,000 |
| CedarsSinai Medical Center                | N/A          | Public     | Specific             | 50,000  |
| Charity Water on behalf of Ken Hertz      | N/A          | Public     | Specific             | 750     |
| Children's Dental Health Clinic           | N/A          | Public     | General              | 75,000  |
| Church of Our Savior                      | N/A          | Public     | General              | 80,000  |
| Clinica Monsenor Oscar A. Romero          | N/A          | Public     | General              | 25,000  |
| Clinton Foundation                        | N/A          | Public     | Event                | 9,950   |
| College Match                             | N/A          | Public     | General              | 60,000  |
| Dartmouth College Fund                    | N/A          | Public     | General              | 10,000  |
| Dear Jack Foundation                      | N/A          | Public     | General              | 5,000   |
| Denison University                        | N/A          | Public     | General              | 25,000  |
| Denison University                        | N/A          | Public     | General              | 25,000  |
| Denison University                        | N/A          | Public     | Specific             | 250,000 |
| DonorsChoose.org                          | N/A          | Public     | General              | 100,000 |
| Dorothy and Les River Community Center    | N/A          | Public     | General              | 500     |
| Echoes of Hope                            | N/A          | Public     | General              | 40,000  |
| El Centro de Accion Social                | N/A          | Public     | General              | 50,000  |
| Ettie Lee Homes for Youth                 | N/A          | Public     | General              | 25,000  |
| Exceptional Children's Foundation         | N/A          | Public     | General              | 100,000 |
| Five Acres                                | N/A          | Public     | General              | 15,000  |
| Foundation for Second Chances             | N/A          | Public     | General              | 15,000  |
| Friends of Cabrillo Marine Aquarium       | N/A          | Public     | General              | 10,000  |
| Friendship Circle                         | N/A          | Public     | General              | 25,000  |
| Fulfillment Fund                          | N/A          | Public     | Specific             | 85,000  |
| Fuller Theological Seminary               | N/A          | Public     | General              | 15,000  |
| Gabriella Axelrad Education Foundation    | N/A          | Public     | General              | 100,000 |
| Georgetown University                     | N/A          | Public     | General              | 2,000   |
| Girls Today Women Tomorrow                | N/A          | Public     | General              | 15,000  |
| GLAZA                                     | N/A          | Public     | Event                | 15,000  |
| Glendale Healthy Kids                     | N/A          | Public     | General              | 15,000  |
| Goals                                     | N/A          | Public     | Specific             | 150,000 |

THE EISNER FOUNDATION, INC  
E I.N 95-4607191  
2009 List of Charitable Contributions

Attachment to Form 990-PFm Part XV, Line 3a

| Name                                     | Relationship | Fdn Status | Type of Contribution | Amount  |
|--|--------------|------------|----------------------|---------|
| Gramercy Housing Group                   | N/A          | Public     | Specific             | 15,000  |
| Harbor Interfaith Shelter                | N/A          | Public     | General              | 100,000 |
| Harlem RBI                               | N/A          | Public     | Event                | 10,000  |
| Harvard Law School                       | N/A          | Public     | Specific             | 25,000  |
| Helen Keller International               | N/A          | Public     | General              | 50,000  |
| Hermosa Beach Educational Foundation     | N/A          | Public     | General              | 5,000   |
| House of Ruth                            | N/A          | Public     | Specific             | 75,000  |
| Inner City Education Foundation          | N/A          | Public     | General              | 100,000 |
| Junior Blind of America                  | N/A          | Public     | General              | 100,000 |
| just keep livin foundation               | N/A          | Public     | Event                | 1,000   |
| Keewaydin Expenses                       | N/A          | Public     | Specific             | 31,404  |
| Keewaydin Foundation                     | N/A          | Public     | Specific             | 31,800  |
| KPCC                                     | N/A          | Public     | General              | 500     |
| KUSC                                     | N/A          | Public     | General              | 850     |
| L A County High School for the Arts Foun | N/A          | Public     | General              | 75,000  |
| L A Goal                                 | N/A          | Public     | Event                | 2,000   |
| L A Goal                                 | N/A          | Public     | General              | 500     |
| L A Music Center Opera Association       | N/A          | Public     | Event                | 1,000   |
| L A Music Center Opera Association       | N/A          | Public     | Event                | 500     |
| L A Music Center Opera Association       | N/A          | Public     | Event                | 21,560  |
| L A Music Center Opera Association       | N/A          | Public     | General              | 25,000  |
| Library Foundation Los Angeles           | N/A          | Public     | Event                | 1,500   |
| Library Foundation Los Angeles           | N/A          | Public     | Event                | 1,500   |
| Los Angeles Philharmonic Association     | N/A          | Public     | General              | 50,000  |
| Los Angeles Philharmonic Association     | N/A          | Public     | General              | 46,500  |
| Los Angeles Regional Food Bank           | N/A          | Public     | Specific             | 100,000 |
| Massachusetts General Hospital           | N/A          | Public     | General              | 250     |
| McIntyre House                           | N/A          | Public     | General              | 500     |
| MEND                                     | N/A          | Public     | General              | 100,000 |
| Mona Foundation                          | N/A          | Public     | General              | 1,000   |
| Music Center                             | N/A          | Public     | General              | 800     |
| Music Center                             | N/A          | Public     | General              | 2,500   |
| National Jewish Health                   | N/A          | Public     | Event                | 5,000   |
| Neighborhood Youth Association           | N/A          | Public     | General              | 25,000  |
| New York Lawyers for the Public Interest | N/A          | Public     | Event                | 2,500   |
| New York Restoration Project             | N/A          | Public     | Specific             | 1,000   |
| Para Los Ninos                           | N/A          | Public     | General              | 125,000 |
| Paramount Care Foundation                | N/A          | Public     | General              | 15,000  |
| Partners in Care Foundation              | N/A          | Public     | General              | 75,000  |
| Peer Health Exchange                     | N/A          | Public     | General              | 15,000  |
| PEN American Center                      | N/A          | Public     | Event                | 10,000  |
| Project GRAD Los Angeles                 | N/A          | Public     | General              | 300,000 |
| Project Sister                           | N/A          | Public     | General              | 75,000  |
| Proyecto Pastoral at Dolores Mission     | N/A          | Public     | General              | 100,000 |
| Public Counsel Law Center                | N/A          | Public     | Specific             | 100,000 |
| Putney Open Door Fund                    | N/A          | Public     | Specific             | 13,000  |
| Putney Open Door Fund                    | N/A          | Public     | Specific             | 13,000  |
| Reading Partners                         | N/A          | Public     | General              | 10,000  |
| Renaissance Arts Academy                 | N/A          | Public     | General              | 75,000  |
| Richstone Family Center                  | N/A          | Public     | General              | 100,000 |
| Roger Tory Peterson Institute            | N/A          | Public     | General              | 2,000   |
| Santa Catalina School                    | N/A          | Public     | General              | 2,500   |
| Santa Clarita Valley Youth Project       | N/A          | Public     | General              | 25,000  |
| SCORE/CCF                                | N/A          | Public     | Specific             | 25,000  |
| Share Inc                                | N/A          | Public     | General              | 100     |
| Sharefest Community Development          | N/A          | Public     | General              | 15,000  |
| Sirens Society                           | N/A          | Public     | General              | 300     |



THE EISNER FOUNDATION, INC  
E I N 95-4607191  
2009 List of Charitable Contributions

Attachment to Form 990-PFm Part XV, Line 3a

| Name                                       | Relationship | Fdn Status | Type of Contribution | Amount                  |
|--|--------------|------------|----------------------|-------------------------|
| Sirens Society                             | N/A          | Public     | Event                | 1,500                   |
| St Anne's                                  | N/A          | Public     | Specific             | 125,000                 |
| St Barnabas Senior Services                | N/A          | Public     | General              | 75,000                  |
| St Lawrence University                     | N/A          | Public     | Specific             | 10,000                  |
| St Lawrence University                     | N/A          | Public     | General              | 10,000                  |
| Streetlights                               | N/A          | Public     | Specific             | 50,000                  |
| Students Run America                       | N/A          | Public     | General              | 100,000                 |
| Style for Smiles                           | N/A          | Public     | Event                | 500                     |
| Teach for America                          | N/A          | Public     | General              | 150,000                 |
| The Allen Stevenson School                 | N/A          | Public     | General              | 10,000                  |
| The Art of Elysium                         | N/A          | Public     | General              | 5,000                   |
| The Art of Elysium                         | N/A          | Public     | Event                | 4,800                   |
| The Aspen Institute                        | N/A          | Public     | Event                | 35,000                  |
| The Aspen Institute                        | N/A          | Public     | Event                | 50,000                  |
| The Buoniconti Fund to Cure Paralysis      | N/A          | Public     | Event                | 6,750                   |
| The Center for Early Education             | N/A          | Public     | General              | 500                     |
| The Center for the Partially Sighted       | N/A          | Public     | General              | 100,000                 |
| The Colleagues                             | N/A          | Public     | Event                | 500                     |
| The Colleagues                             | N/A          | Public     | Event                | 310                     |
| The Lawrenceville Fund                     | N/A          | Public     | General              | 20,000                  |
| The Metropolitan Opera                     | N/A          | Public     | Event                | 5,000                   |
| The Noel Foundation                        | N/A          | Public     | Specific             | 1,000                   |
| The Rape Foundation                        | N/A          | Public     | Event                | 1,000                   |
| The Rape Foundation                        | N/A          | Public     | Event                | 1,000                   |
| ThinkCure Foundation                       | N/A          | Public     | General              | 500                     |
| Toberman Settlement House, Inc             | N/A          | Public     | General              | 25,000                  |
| TreePeople                                 | N/A          | Public     | General              | 500                     |
| UCLA Anderson School of Management         | N/A          | Public     | General              | 10,000                  |
| UCLA Foundation                            | N/A          | Public     | General              | 10,000                  |
| UCLA Foundation                            | N/A          | Public     | General              | 5,000                   |
| United Friends of the Children             | N/A          | Public     | Event                | 10,000                  |
| United Friends of the Children             | N/A          | Public     | General              | 10,000                  |
| Urban Compass                              | N/A          | Public     | General              | 15,000                  |
| USARC                                      | N/A          | Public     | Event                | 500                     |
| USC Andrus Gerontology Center              | N/A          | Public     | Specific             | 90,000                  |
| USC Center on Philanthropy & Public Policy | N/A          | Public     | Specific             | 15,000                  |
| USC Neighborhood Academic Initiative       | N/A          | Public     | General              | 35,130                  |
| USC School of Cinematic Arts               | N/A          | Public     | General              | 10,000                  |
| Venice Family Clinic                       | N/A          | Public     | General              | 110,000                 |
| Vitamin Angels                             | N/A          | Public     | General              | 25,000                  |
| WISE & Healthy Aging                       | N/A          | Public     | General              | 100,000                 |
| Women's Guild (CedarsSinai Medical Cente   | N/A          | Public     | General              | 150                     |
| Women's Shelter of Long Beach              | N/A          | Public     | General              | 50,000                  |
| Wonder of Reading                          | N/A          | Public     | General              | 25,000                  |
| Young Storytellers Foundation              | N/A          | Public     | General              | 25,000                  |
| Total                                      |              |            |                      | <u><u>6,476,004</u></u> |

THE EISNER FOUNDATION, INC.

FUTURE COMMITMENTS

| <u>Date<br/>Authorized</u>                       | <u>Organization</u>                | <u>Total<br/>Grant</u> | <u>Date<br/>Payment<br/>Due</u> | <u>Payment<br/>Amount</u> | <u>Comments</u>       |
|--|------------------------------------|------------------------|---------------------------------|---------------------------|-----------------------|
| <b>2010 Commitments</b>                          |                                    |                        |                                 |                           |                       |
| 3/31/2009  | Public Counsel Law Center          | 200,000                | 3/31/2010                       | 100,000                   | 2nd and final payment |
| 4/15/2009  | WISE & Healthy aging               | 200,000                | 3/31/2010                       | 100,000                   | 2nd and final payment |
| 4/7/2009   | Neighborhood Youth Association     | 75,000                 | 4/15/2010                       | 25,000                    | 3rd and final payment |
| 6/8/2008   | L A County High School of the Arts | 225,000                | 6/15/2010                       | 75,000                    | 3rd and final payment |
| 6/8/2008   | Young Storytellers                 | 75,000                 | 6/15/2010                       | 25,000                    | 3rd and final payment |
| 9/21/2007  | CSUN                               | 300,000                | 8/1/2010                        | 60,000                    | 4th of 5 payments     |
| 12/11/2007                                       | Fulfillment Fund                   | 340,000                | 12/8/2010                       | 85,000                    | 4th and final         |
| 12/15/2008                                       | Church of Our Savior               | 240,000                | 12/15/2010                      | 80,000                    | 3rd and final payment |
| 12/15/2008                                       | CAL Arts                           | 1,250,000              | 12/15/2010                      | 250,000                   | 3rd of 5 payments     |
| <b>Total 2010 Commitments</b>                    |                                    |                        |                                 | <b>800,000</b>            |                       |
| <b>2011 Commitments</b>                          |                                    |                        |                                 |                           |                       |
| 9/21/2007  | CSUN                               | 300,000                | 8/1/2011                        | 60,000                    | 5th and final payment |
| 12/15/2008                                       | CAL Arts                           | 1,250,000              | 12/15/2011                      | 250,000                   | 4th of 5 payments     |
| <b>Total 2011 Commitments</b>                    |                                    |                        |                                 | <b>310,000</b>            |                       |
| <b>2012 Commitments</b>                          |                                    |                        |                                 |                           |                       |
| 12/15/2008                                       | CAL Arts                           | 1,250,000              | 12/15/2012                      | 250,000                   | 5th and final payment |
| <b>Total 2012 Commitments</b>                    |                                    |                        |                                 | <b>250,000</b>            |                       |
| <b>Total Commitments as of December 31, 2009</b> |                                    |                        |                                 | <b>1,360,000</b>          |                       |

THE EISNER FOUNDATION

**Part IV** Capital Gains and Losses for Tax on Investment Income

| (a) List and describe the kind(s) of property sold, e.g., real estate, 2-story brick warehouse; or common stock, 200 shs. MLC Co. |   | (b) How acquired<br>P - Purchase<br>D - Donation | (c) Date acquired<br>(mo., day, yr.) | (d) Date sold<br>(mo., day, yr.) |
|---|---|--|--------------------------------------|----------------------------------|
| 1a  | 93,196.645 SHS PIMCO TOTAL RETURN FUND            | P  | VARIOUS                              | 08/20/09                         |
| b   | 93,023.256 SHS PIMCO TOTAL RETURN FUND            | P  | VARIOUS                              | 08/27/09                         |
| c   | 91,407.678 SHS PIMCO TOTAL RETURN FUND            | P  | VARIOUS                              | 11/10/09                         |
| d   | PIMCO TOTAL RETURN (STCG DISTRIBUTION)            |  | VARIOUS                              | VARIOUS                          |
| e   | PIMCO TOTAL RETURN (LTCG DISTRIBUTION)            |  | VARIOUS                              | VARIOUS                          |
| f   | 10,861.464 SHS DODGE & COX STOCK FUND             | P  | VARIOUS                              | 09/24/09                         |
| g   | 12,983.122 SHS DODGE & COX STOCK FUND             | P  | VARIOUS                              | 11/16/09                         |
| h   | 2,069.049 SHS DODGE & COX STOCK FUND              | P  | VARIOUS                              | 12/16/09                         |
| i   | 11,280.943 SHS LAZARD EMERGING INCOME, LTD.       | P  | VARIOUS                              | 11/30/09                         |
| j   | 715,940.216 SHS GMO EMERGING MARKETS FUND         | P  | VARIOUS                              | 11/30/09                         |
| k   | 51,948.052 SHS GMO U.S. QUALITY EQUITY FUND III   | P  | VARIOUS                              | 11/30/09                         |
| l   | 12,889.366 SHS GMO STRATEGIC OPPORTUNITIES ALLOCA | P  | VARIOUS                              | 09/30/09                         |
| m   | 75,051.760 SHS GMO STRATEGIC OPPORTUNITIES ALLOCA | P  | VARIOUS                              | 11/30/09                         |
| n   | 135,317.997 SHS DELAWARE LARGE CAP GROWTH FUND    | P  | VARIOUS                              | 09/23/09                         |
| o   | 62,154.696 SHS DELAWARE LARGE CAP GROWTH FUND     | P  | VARIOUS                              | 10/05/09                         |

| (e) Gross sales price | (f) Depreciation allowed<br>(or allowable) | (g) Cost or other basis<br>plus expense of sale | (h) Gain or (loss)<br>(e) plus (f) minus (g) |
|-----------------------|--|---|--|
| a 1,000,000.          |  | 983,870.  | 16,130.                                      |
| b 1,000,000.          |  | 982,040.  | 17,960.                                      |
| c 1,000,000.          |  | 965,396.  | 34,604.                                      |
| d                     |  |   | 81,396.                                      |
| e                     |  |   | 22,642.                                      |
| f 1,000,000.          |  | 1,491,062.                                      | <491,062.>                                   |
| g 1,250,000.          |  | 1,780,905.                                      | <530,905.>                                   |
| h 200,000.            |  | 283,796.  | <83,796.>                                    |
| i 1,640,073.          |  | 1,250,306.                                      | 389,767.                                     |
| j 8,451,531.          |  | 10,636,377.                                     | <2,184,846.>                                 |
| k 1,000,000.          |  | 995,824.  | 4,176.                                       |
| l 240,000.            |  | 275,480.  | <35,480.>                                    |
| m 1,450,000.          |  | 1,604,058.                                      | <154,058.>                                   |
| n 1,000,000.          |  | 1,241,213.                                      | <241,213.>                                   |
| o 450,000.            |  | 570,118.  | <120,118.>                                   |

Complete only for assets showing gain in column (h) and owned by the foundation on 12/31/69

| (i) F.M.V. as of 12/31/69 | (j) Adjusted basis<br>as of 12/31/69 | (k) Excess of col. (i)<br>over col. (j), if any | (l) Losses (from col. (h))<br>Gains (excess of col. (h) gain over col. (k),<br>but not less than "-0-") |
|---------------------------|--------------------------------------|---|---|
| a                         |                                      |   | 16,130.   |
| b                         |                                      |   | 17,960.   |
| c                         |                                      |   | 34,604.   |
| d                         |                                      |   | 81,396.   |
| e                         |                                      |   | 22,642.   |
| f                         |                                      |   | <491,062.>  |
| g                         |                                      |   | <530,905.>  |
| h                         |                                      |   | <83,796.>   |
| i                         |                                      |   | 389,767.  |
| j                         |                                      |   | <2,184,846.>  |
| k                         |                                      |   | 4,176.  |
| l                         |                                      |   | <35,480.>   |
| m                         |                                      |   | <154,058.>  |
| n                         |                                      |   | <241,213.>  |
| o                         |                                      |   | <120,118.>  |

2 Capital gain net income or (net capital loss) { If gain, also enter in Part I, line 7  
If (loss), enter "-0-" in Part I, line 7 }

3 Net short-term capital gain or (loss) as defined in sections 1222(5) and (6):  
If gain, also enter in Part I, line 8, column (c)  
If (loss), enter "-0-" in Part I, line 8

## THE EISNER FOUNDATION

**Part IV** Capital Gains and Losses for Tax on Investment Income

| (a) List and describe the kind(s) of property sold, e.g., real estate, 2-story brick warehouse; or common stock, 200 shs. MLC Co. |   | (b) How acquired<br>P - Purchase<br>D - Donation | (c) Date acquired<br>(mo., day, yr.) | (d) Date sold<br>(mo., day, yr.) |
|---|---|--|--------------------------------------|----------------------------------|
| 1a  | 39,318.480 SHS DELAWARE LARGE CAP GROWTH FUND     | P  | VARIOUS                              | 10/16/09                         |
| b   | AG CAPITAL RECOVERY PARTNERS, L.P.                |  | VARIOUS                              | VARIOUS                          |
| c   | AG CAPITAL RECOVERY PARTNERS, L.P.                |  | VARIOUS                              | VARIOUS                          |
| d   | AG CAPITAL RECOVERY PARTNERS II, L.P.             |  | VARIOUS                              | VARIOUS                          |
| e   | AG CAPITAL RECOVERY PARTNERS II, L.P.             |  | VARIOUS                              | VARIOUS                          |
| f   | AG REALTY FUND III, L.P.                          |  | VARIOUS                              | VARIOUS                          |
| g   | AG REALTY FUND III, L.P. (SECTION 1231)           |  | VARIOUS                              | VARIOUS                          |
| h   | CAPITAL GUARDIAN INTL NON-U.S. EQUITIES           |  | VARIOUS                              | VARIOUS                          |
| i   | CAPITAL GUARDIAN INTL NON-U.S. EQUITIES           |  | VARIOUS                              | VARIOUS                          |
| j   | CAPITAL GUARDIAN INTL NON-U.S. EQUITIES (FORM 678 |  | VARIOUS                              | VARIOUS                          |
| k   | CAPITAL GUARDIAN INTL NON-U.S. EQUITIES (FORM 678 |  | VARIOUS                              | VARIOUS                          |
| l   | DAVIDSON KEMPNER INSTITUTIONAL PARTNERS, L.P.     |  | VARIOUS                              | VARIOUS                          |
| m   | DAVIDSON KEMPNER INSTITUTIONAL PARTNERS, L.P.     |  | VARIOUS                              | VARIOUS                          |
| n   | HOOVER INVESTMENT MANAGEMENT COMMINGLED TRUST     |  | VARIOUS                              | VARIOUS                          |
| o   | HOOVER INVESTMENT MANAGEMENT COMMINGLED TRUST     |  | VARIOUS                              | VARIOUS                          |

| (e) Gross sales price | (f) Depreciation allowed<br>(or allowable) | (g) Cost or other basis<br>plus expense of sale | (h) Gain or (loss)<br>(e) plus (f) minus (g) |
|-----------------------|--|---|--|
| a 300,000.            |  | 360,651.  | <60,651.>                                    |
| b                     |  |   | 23.  |
| c                     |  |   | 4,981.                                       |
| d                     |  |   | 207.   |
| e                     |  |   | <2.>   |
| f                     |  |   | <3,229.>                                     |
| g                     |  |   | <5,535.>                                     |
| h                     |  |   | <234,962.>                                   |
| i                     |  |   | <1,279,138.>                                 |
| j                     |  |   | 131.   |
| k                     |  |   | 197.   |
| l                     |  |   | 686,061.                                     |
| m                     |  |   | <110,677.>                                   |
| n                     |  |   | <30,851.>                                    |
| o                     |  |   | 8,543.                                       |

Complete only for assets showing gain in column (h) and owned by the foundation on 12/31/69

| (i) F.M.V. as of 12/31/69 | (j) Adjusted basis<br>as of 12/31/69 | (k) Excess of col. (i)<br>over col. (j), if any | (l) Losses (from col. (h))<br>Gains (excess of col. (h) gain over col. (k),<br>but not less than "-0-") |
|---------------------------|--------------------------------------|---|---|
| a                         |                                      |   | <60,651.>   |
| b                         |                                      |   | 23.   |
| c                         |                                      |   | 4,981.  |
| d                         |                                      |   | 207.  |
| e                         |                                      |   | <2.>  |
| f                         |                                      |   | <3,229.>  |
| g                         |                                      |   | <5,535.>  |
| h                         |                                      |   | <234,962.>  |
| i                         |                                      |   | <1,279,138.>  |
| j                         |                                      |   | 131.  |
| k                         |                                      |   | 197.  |
| l                         |                                      |   | 686,061.  |
| m                         |                                      |   | <110,677.>  |
| n                         |                                      |   | <30,851.>   |
| o                         |                                      |   | 8,543.  |

2 Capital gain net income or (net capital loss) { If gain, also enter in Part I, line 7  
If (loss), enter "-0-" in Part I, line 7 }

2

3 Net short-term capital gain or (loss) as defined in sections 1222(5) and (6):

If gain, also enter in Part I, line 8, column (c).

If (loss), enter "-0-" in Part I, line 8

3

## THE EISNER FOUNDATION

**Part IV** Capital Gains and Losses for Tax on Investment Income

| (a) List and describe the kind(s) of property sold, e.g., real estate, 2-story brick warehouse; or common stock, 200 shs. MLC Co. |   | (b) How acquired<br>P - Purchase<br>D - Donation | (c) Date acquired<br>(mo., day, yr.) | (d) Date sold<br>(mo., day, yr.) |
|---|---|--|--------------------------------------|----------------------------------|
| 1a  | PURCHASE ASSOCIATES, L.P.                         |  | VARIOUS                              | VARIOUS                          |
| b   | WTC-CTF REAL ASSET, L.P.                          |  | VARIOUS                              | VARIOUS                          |
| c   | WTC-CTF REAL ASSET, L.P.                          |  | VARIOUS                              | VARIOUS                          |
| d   | CHILTON GLOBAL NATURAL RESOURCES PARTNERS, L.P.   |  | VARIOUS                              | VARIOUS                          |
| e   | CHILTON GLOBAL NATURAL RESOURCES PARTNERS, L.P.   |  | VARIOUS                              | VARIOUS                          |
| f   | CHILTON GLOBAL NATURAL RESOURCES PARTNERS, L.P. ( |  | VARIOUS                              | VARIOUS                          |
| g   | CHILTON GLOBAL NATURAL RESOURCES PARTNERS, L.P. ( |  | VARIOUS                              | VARIOUS                          |
| h   | HIGHFIELDS CAPITAL IV, L.P.                       |  | VARIOUS                              | VARIOUS                          |
| i   | HIGHFIELDS CAPITAL IV, L.P.                       |  | VARIOUS                              | VARIOUS                          |
| j   | ADAGE CAPITAL MANAGEMENT, L.P.                    |  | VARIOUS                              | VARIOUS                          |
| k   | ADAGE CAPITAL MANAGEMENT, L.P.                    |  | VARIOUS                              | VARIOUS                          |
| l   | WTC-CTF EMERGING MARKETS EQUITY                   |  | VARIOUS                              | VARIOUS                          |
| m   | WTC-CTF EMERGING MARKETS EQUITY                   |  | VARIOUS                              | VARIOUS                          |
| n   | KING STREET CAPITAL, L.P.                         |  | VARIOUS                              | VARIOUS                          |
| o   | KING STREET CAPITAL, L.P.                         |  | VARIOUS                              | VARIOUS                          |

| (e) Gross sales price | (f) Depreciation allowed<br>(or allowable) | (g) Cost or other basis<br>plus expense of sale | (h) Gain or (loss)<br>(e) plus (f) minus (g) |
|-----------------------|--|---|--|
| a                     |  |   | 1,179.                                       |
| b                     |  |   | 460,882.                                     |
| c                     |  |   | <913,300.>                                   |
| d                     |  |   | 58,960.                                      |
| e                     |  |   | <76,875.>                                    |
| f                     |  |   | 97,027.                                      |
| g                     |  |   | <126,510.>                                   |
| h                     |  |   | 56,657.                                      |
| i                     |  |   | <111,229.>                                   |
| j                     |  |   | <881,104.>                                   |
| k                     |  |   | <582,496.>                                   |
| l                     |  |   | 31,495.                                      |
| m                     |  |   | <4,727.>                                     |
| n                     |  |   | 79,516.                                      |
| o                     |  |   | 9,219.                                       |

Complete only for assets showing gain in column (h) and owned by the foundation on 12/31/69

| (i) F.M.V. as of 12/31/69 | (j) Adjusted basis<br>as of 12/31/69 | (k) Excess of col. (i)<br>over col. (j), if any | (l) Losses (from col. (h))<br>Gains (excess of col. (h) gain over col. (k),<br>but not less than "-0-") |
|---------------------------|--------------------------------------|---|---|
| a                         |                                      |   | 1,179.  |
| b                         |                                      |   | 460,882.  |
| c                         |                                      |   | <913,300.>  |
| d                         |                                      |   | 58,960.   |
| e                         |                                      |   | <76,875.>   |
| f                         |                                      |   | 97,027.   |
| g                         |                                      |   | <126,510.>  |
| h                         |                                      |   | 56,657.   |
| i                         |                                      |   | <111,229.>  |
| j                         |                                      |   | <881,104.>  |
| k                         |                                      |   | <582,496.>  |
| l                         |                                      |   | 31,495.   |
| m                         |                                      |   | <4,727.>  |
| n                         |                                      |   | 79,516.   |
| o                         |                                      |   | 9,219.  |

2 Capital gain net income or (net capital loss) { If gain, also enter in Part I, line 7  
If (loss), enter "-0-" in Part I, line 7 }

2

3 Net short-term capital gain or (loss) as defined in sections 1222(5) and (6):

If gain, also enter in Part I, line 8, column (c)

If (loss), enter "-0-" in Part I, line 8

3

## THE EISNER FOUNDATION

**Part IV** Capital Gains and Losses for Tax on Investment Income

| (a) List and describe the kind(s) of property sold, e.g., real estate, 2-story brick warehouse; or common stock, 200 shs MLC Co |   | (b) How acquired<br>P - Purchase<br>D - Donation | (c) Date acquired<br>(mo., day, yr.) | (d) Date sold<br>(mo., day, yr.) |
|---|---|--|--------------------------------------|----------------------------------|
| 1a  | KAYNE ANDERSON MEZZANINE PARTNERS (QP) L.P.       |  | VARIOUS                              | VARIOUS                          |
| b   | FARALLON CAPITAL INSTITUTIONAL PARTNERS, L.P.     |  | VARIOUS                              | VARIOUS                          |
| c   | FARALLON CAPITAL INSTITUTIONAL PARTNERS, L.P.     |  | VARIOUS                              | VARIOUS                          |
| d   | FARALLON CAPITAL INSTITUTIONAL PARTNERS, L.P. (SE |  | VARIOUS                              | VARIOUS                          |
| e   | LANDMARK EQUITY PARTNERS XIV, L.P.                |  | VARIOUS                              | VARIOUS                          |
| f   | LANDMARK EQUITY PARTNERS XIV, L.P.                |  | VARIOUS                              | VARIOUS                          |
| g   | LANDMARK EQUITY PARTNERS XIV, L.P. (SECTION 1231) |  | VARIOUS                              | VARIOUS                          |
| h   | WTC-CTF REAL ASSET, L.P. (SECTION 1256)           |  | VARIOUS                              | VARIOUS                          |
| i   | KING STREET CAPITAL, L.P. (SECTION 1256)          |  | VARIOUS                              | VARIOUS                          |
| j   | WTC-CTF DIVERSIFIED INFLATION HEDGES (LOSS ON LIQ |  | VARIOUS                              | VARIOUS                          |
| k   |   |  |                                      |                                  |
| l   |   |  |                                      |                                  |
| m   |   |  |                                      |                                  |
| n   |   |  |                                      |                                  |
| o   |   |  |                                      |                                  |

| (e) Gross sales price | (f) Depreciation allowed<br>(or allowable) | (g) Cost or other basis<br>plus expense of sale | (h) Gain or (loss)<br>(e) plus (f) minus (g) |
|-----------------------|--|---|--|
| a                     |  |   | 1,007.                                       |
| b                     |  |   | 141,678.                                     |
| c                     |  |   | <233,060.>                                   |
| d                     |  |   | <40,795.>                                    |
| e                     |  |   | <1,273.>                                     |
| f                     |  |   | 1,483.                                       |
| g                     |  |   | <1.>   |
| h                     |  |   | 106,095.                                     |
| i                     |  |   | <8,292.>                                     |
| j                     |  |   | <1,010,615.>                                 |
| k                     |  |   |  |
| l                     |  |   |  |
| m                     |  |   |  |
| n                     |  |   |  |
| o                     |  |   |  |

Complete only for assets showing gain in column (h) and owned by the foundation on 12/31/69

| (i) F M.V. as of 12/31/69 | (j) Adjusted basis<br>as of 12/31/69 | (k) Excess of col. (i)<br>over col. (j), if any | (l) Losses (from col. (h))<br>Gains (excess of col. (h) gain over col. (k),<br>but not less than "-0-") |
|---------------------------|--------------------------------------|---|---|
| a                         |                                      |   | 1,007.  |
| b                         |                                      |   | 141,678.  |
| c                         |                                      |   | <233,060.>  |
| d                         |                                      |   | <40,795.>   |
| e                         |                                      |   | <1,273.>  |
| f                         |                                      |   | 1,483.  |
| g                         |                                      |   | <1.>  |
| h                         |                                      |   | 106,095.  |
| i                         |                                      |   | <8,292.>  |
| j                         |                                      |   | <1,010,615.>  |
| k                         |                                      |   |   |
| l                         |                                      |   |   |
| m                         |                                      |   |   |
| n                         |                                      |   |   |
| o                         |                                      |   |   |

|   |   |              |
|---|---|--------------|
| 2 Capital gain net income or (net capital loss) { If gain, also enter in Part I, line 7<br>If (loss), enter "-0-" in Part I, line 7 }   | 2 | <7,244,784.> |
| 3 Net short-term capital gain or (loss) as defined in sections 1222(5) and (6):<br>If gain, also enter in Part I, line 8, column (c).<br>If (loss), enter "-0-" in Part I, line 8 | 3 | N/A          |

## 2009 DEPRECIATION AND AMORTIZATION REPORT

FORM 990-PF PAGE 1

990-PF

| Asset No | Description                      | Date Acquired | Method | Life | Line No | Unadjusted Cost Or Basis | Bus % Excl | Reduction In Basis | Basis For Depreciation | Accumulated Depreciation | Current Sec 179 | Current Year Deduction |
|----------|----------------------------------|---------------|--------|------|---------|--------------------------|------------|--------------------|------------------------|--------------------------|-----------------|------------------------|
| 1        | FURNITURE & FIXTURES             | 123197        | 200DB  | 7.00 | 17      | 25,650.                  |            |                    | 25,650.                | 25,650.                  |                 | 0.                     |
| 2        | COMPUTER                         | 091797        | 200DB  | 5.00 | 17      | 7,232.                   |            |                    | 7,232.                 | 7,232.                   |                 | 0.                     |
| 4        | COMPUTER                         | 061898        | 200DB  | 5.00 | 17      | 1,541.                   |            |                    | 1,541.                 | 1,541.                   |                 | 0.                     |
| 5        | FURNITURE & FIXTURES             | 072198        | 200DB  | 7.00 | 17      | 4,749.                   |            |                    | 4,749.                 | 4,749.                   |                 | 0.                     |
| 6        | FURNITURE & FIXTURES             | 092399        | 200DB  | 7.00 | 17      | 8,955.                   |            |                    | 8,955.                 | 8,955.                   |                 | 0.                     |
| 7        | FURNITURE & FIXTURES             | 041900        | 200DB  | 7.00 | 17      | 731.                     |            |                    | 731.                   | 731.                     |                 | 0.                     |
| 8        | FURNITURE & FIXTURES             | 070101        | 200DB  | 7.00 | 17      | 18,762.                  |            |                    | 18,762.                | 18,762.                  |                 | 0.                     |
| 9        | COMPUTER                         | 032404        | 200DB  | 5.00 | 17      | 1,599.                   |            | 800.               | 799.                   | 753.                     |                 | 46.                    |
| 20       | COMPUTER                         | 121106        | 200DB  | 5.00 | 17      | 1,048.                   |            |                    | 1,048.                 | 689.                     |                 | 144.                   |
| 31       | FURNITURE & FIXTURES             | 060608        | 200DB  | 7.00 | 17      | 2,471.                   |            | 1,236.             | 1,235.                 | 176.                     |                 | 303.                   |
| 32       | COMPUTER                         | 061808        | 200DB  | 5.00 | 17      | 4,803.                   |            | 2,402.             | 2,401.                 | 480.                     |                 | 768.                   |
| 33       | WEBSITE DEVELOPMENT              | 091908        |        | 180M | 43      | 13,750.                  |            |                    | 13,750.                | 229.                     |                 | 917.                   |
| 34       | COMPUTER SOFTWARE                | 121608        |        | 36M  | 43      | 38,883.                  |            |                    | 38,883.                |                          |                 | 12,961.                |
| 35       | COMPUTER                         | 021909        | 200DB  | 5.00 | 19B     | 1,372.                   |            | 686.               | 686.                   |                          |                 | 823.                   |
| 36       | COMPUTER                         | 060109        | 200DB  | 5.00 | 19B     | 1,519.                   |            | 760.               | 759.                   |                          |                 | 912.                   |
| 37       | COMPUTER SOFTWARE                | 041409        |        | 36M  | 42      | 3,000.                   |            |                    | 3,000.                 |                          |                 | 750.                   |
|          | * TOTAL 990-PF PG 1 DEPR & AMORT |               |        |      |         | 136,065.                 |            | 5,884.             | 130,181.               | 69,947.                  | 0.              | 17,624.                |

928102  
06-24-09

(D) - Asset disposed

\* ITC, Section 179, Salvage, Bonus, Commercial Revitalization Deduction

## FORM 990-PF INTEREST ON SAVINGS AND TEMPORARY CASH INVESTMENTS STATEMENT 1

| SOURCE   | AMOUNT  |
|--|---------|
| BANK OF AMERICA (STAM)                         | 8,335.  |
| FIDUCIARY TRUST                                | 7,886.  |
| TOTAL TO FORM 990-PF, PART I, LINE 3, COLUMN A | 16,221. |

## FORM 990-PF DIVIDENDS AND INTEREST FROM SECURITIES STATEMENT 2

| SOURCE  | GROSS AMOUNT | CAPITAL GAINS<br>DIVIDENDS | COLUMN (A)<br>AMOUNT |
|---|--------------|----------------------------|----------------------|
| ADAGE CAPITAL MANAGEMENT, L.P.                            | 1,797.       | 0.                         | 1,797.               |
| ADAGE CAPITAL MANAGEMENT, L.P.                            | 206,896.     | 0.                         | 206,896.             |
| AG CAPITAL RECOVERY PARTNERS II,<br>L.P.                  | 122.         | 0.                         | 122.                 |
| AG CAPITAL RECOVERY PARTNERS V,<br>L.P.                   | 92,322.      | 0.                         | 92,322.              |
| AG CAPITAL RECOVERY PARTNERS V,<br>L.P.                   | 1,886.       | 0.                         | 1,886.               |
| AG CAPITAL RECOVERY PARTNERS,<br>L.P.                     | 83.          | 0.                         | 83.                  |
| AG REALTY FUND III, L.P.                                  | 29.          | 0.                         | 29.                  |
| BREVET CAPITAL SPECIAL OPP. FUND<br>III, L.P.             | 9,379.       | 0.                         | 9,379.               |
| CAPITAL GUARDIAN TRUST CO.                                | 1,836.       | 0.                         | 1,836.               |
| CAPITAL GUARDIAN TRUST CO.                                | 131,429.     | 0.                         | 131,429.             |
| CHILTON GLOBAL NATURAL RESOURCES<br>PARTNERS, L.P.        | 4,153.       | 0.                         | 4,153.               |
| CHILTON GLOBAL NATURAL RESOURCES<br>PARTNERS, L.P.        | 24,389.      | 0.                         | 24,389.              |
| CHILTON GLOBAL NATURAL RESOURCES<br>PARTNERS, L.P. (UBTI) | 48.          | 0.                         | 48.                  |
| CHILTON GLOBAL NATURAL RESOURCES<br>PARTNERS, L.P. (UBTI) | 284.         | 0.                         | 284.                 |
| DAVIDSON KEMPNER INSTITUTIONAL<br>PARTNERS                | 417,501.     | 0.                         | 417,501.             |
| DAVIDSON KEMPNER INSTITUTIONAL<br>PARTNERS                | 69,046.      | 0.                         | 69,046.              |
| DODGE & COX INTERNATIONAL STOCK<br>FUND (INTERNATIONAL)   | 153,227.     | 0.                         | 153,227.             |
| DODGE & COX STOCK FUND                                    | 51,187.      | 0.                         | 51,187.              |
| DPT LARGE CAP GROWTH FUND                                 | 3,494.       | 0.                         | 3,494.               |
| FARALLON CAPITAL INSTITUTIONAL<br>PARTNERS, L.P.          | 336,580.     | 0.                         | 336,580.             |
| FARALLON CAPITAL INSTITUTIONAL<br>PARTNERS, L.P.          | 124,324.     | 0.                         | 124,324.             |



## THE EISNER FOUNDATION

95-4607191

|   |            |    |            |
|---|------------|----|------------|
| GMO EMERGING MARKETS FUND III                               | 17,283.    | 0. | 17,283.    |
| GMO STRATEGIC OPPORTUNITIES<br>ALLOCATION                   | 242,950.   | 0. | 242,950.   |
| GMO U.S. QUALITY EQUITY FUND III                            | 128,934.   | 0. | 128,934.   |
| HIGHFIELDS CAPITAL IV, L.P.                                 | 69,597.    | 0. | 69,597.    |
| HIGHFIELDS CAPITAL IV, L.P.                                 | 61,343.    | 0. | 61,343.    |
| HOOVER INVESTMENT MANAGEMENT<br>TRUST                       | 5,040.     | 0. | 5,040.     |
| KAYNE ANDERSON MEZZANINE<br>PARTNERS (QP)L.P.               | 152.       | 0. | 152.       |
| KAYNE ANDERSON MEZZANINE<br>PARTNERS (QP)L.P.               | 10,698.    | 0. | 10,698.    |
| KAYNE ANDERSON MEZZANINE<br>PARTNERS (QP)L.P.               | 5.         | 0. | 5.         |
| KING STREET CAPITAL, L.P.                                   | 44,189.    | 0. | 44,189.    |
| KING STREET CAPITAL, L.P.                                   | 197.       | 0. | 197.       |
| LANDMARK EQUITY PARTNERS XIV,<br>L.P.                       | 6,794.     | 0. | 6,794.     |
| LANDMARK EQUITY PARTNERS XIV,<br>L.P.                       | 2,219.     | 0. | 2,219.     |
| PIMCO EMERGING LOCAL BOND FUND                              | 4,770.     | 0. | 4,770.     |
| PIMCO TOTAL RETURN FUND                                     | 664,011.   | 0. | 664,011.   |
| PURCHASE ASSOCIATES, L.P.                                   | 469.       | 0. | 469.       |
| WTC - CTF EMERGING MARKETS<br>EQUITY (WELLINGTON TRUST CO.) | 359.       | 0. | 359.       |
| WTC - CTF EMERGING MARKETS<br>EQUITY (WELLINGTON TRUST CO.) | 4,418.     | 0. | 4,418.     |
| WTC - CTF REAL ASSET (WELLINGTON<br>TRUST CO.)              | 34,523.    | 0. | 34,523.    |
| WTC - CTF REAL ASSET (WELLINGTON<br>TRUST CO.)              | 68,281.    | 0. | 68,281.    |
| TOTAL TO FM 990-PF, PART I, LN 4                            | 2,996,244. | 0. | 2,996,244. |

|             |              |           |   |
|-------------|--------------|-----------|---|
| FORM 990-PF | OTHER INCOME | STATEMENT | 3 |
|-------------|--------------|-----------|---|

| DESCRIPTION                                       | (A)<br>REVENUE<br>PER BOOKS | (B)<br>NET INVEST-<br>MENT INCOME | (C)<br>ADJUSTED<br>NET INCOME |
|---|-----------------------------|-----------------------------------|-------------------------------|
| AG CAPITAL RECOVERY PARTNERS, L.P.                | <382.>                      | <382.>                            |                               |
| AG CAPITAL RECOVERY PARTNERS II,<br>L.P.          | <946.>                      | <946.>                            |                               |
| AG CAPITAL RECOVERY PARTNERS V,<br>L.P.           | <161,401.>                  | <161,401.>                        |                               |
| AG CORE PLUS REALTY FUND, L.P.                    | <85.>                       | <85.>                             |                               |
| AG REALTY FUND III, L.P. (UBTI)                   | <36,803.>                   | 0.                                |                               |
| CAPITAL GUARDIAN INTERNATIONAL<br>NON-US EQUITIES | 19,193.                     | 19,193.                           |                               |
| DAVIDSON KEMPNER INSTITUTIONAL<br>PARTNERS        | <391,309.>                  | <391,309.>                        |                               |

|  |              |              |
|--|--------------|--------------|
| FARALLON CAPITAL INSTITUTIONAL PARTNERS, L.P.          | <211,244.>   | <211,244.>   |
| HOOVER INVESTMENT MANAGEMENT COMMINGLED TRUST          | <8,937.>     | <8,937.>     |
| PURCHASE ASSOCIATES LP                                 | <24.>        | <24.>        |
| WTC-CTF REAL ASSET                                     | 20,881.      | 20,881.      |
| CHILTON GLOBAL NATURAL RESOURCES PARTNERS, L.P.        | <70,312.>    | <70,312.>    |
| CHILTON GLOBAL NATURAL RESOURCES PARTNERS, L.P. (UBTI) | <819.>       | 0.           |
| HIGHFIELDS CAPITAL IV, L.P.                            | <207,441.>   | <207,441.>   |
| HIGHFIELDS CAPITAL IV, L.P.                            | <721.>       | 0.           |
| ADAGE CAPITAL MANAGEMENT, L.P.                         | <186,510.>   | <186,510.>   |
| WTC-CTF EMERGING MARKETS EQUITY                        | <3,914.>     | <3,914.>     |
| KING STREET CAPITAL, L.P.                              | <27,602.>    | <27,602.>    |
| KING STREET CAPITAL, L.P. (UBTI)                       | <1,386.>     | 0.           |
| KAYNE ANDERSON MEZZANINE PARTNERS (QP)L.P.             | <3,317.>     | <3,317.>     |
| LANDMARK EQUITY PARTNERS XIV, L.P.                     | <19,616.>    | <19,616.>    |
| LANDMARK EQUITY PARTNERS XIV, L.P. (UBTI)              | <727.>       | 0.           |
| TOTAL TO FORM 990-PF, PART I, LINE 11                  | <1,293,422.> | <1,252,966.> |

| FORM 990-PF                | LEGAL FEES                   |                                   |                               | STATEMENT                     | 4 |
|----------------------------|------------------------------|-----------------------------------|-------------------------------|-------------------------------|---|
| DESCRIPTION                | (A)<br>EXPENSES<br>PER BOOKS | (B)<br>NET INVEST-<br>MENT INCOME | (C)<br>ADJUSTED<br>NET INCOME | (D)<br>CHARITABLE<br>PURPOSES |   |
| LEGAL FEES                 | 60,000.                      | 42,000.                           |                               | 6,000.                        |   |
| TO FM 990-PF, PG 1, LN 16A | 60,000.                      | 42,000.                           |                               | 6,000.                        |   |

| FORM 990-PF                  | ACCOUNTING FEES              |                                   |                               | STATEMENT                     | 5 |
|------------------------------|------------------------------|-----------------------------------|-------------------------------|-------------------------------|---|
| DESCRIPTION                  | (A)<br>EXPENSES<br>PER BOOKS | (B)<br>NET INVEST-<br>MENT INCOME | (C)<br>ADJUSTED<br>NET INCOME | (D)<br>CHARITABLE<br>PURPOSES |   |
| ACCOUNTING FEES              | 3,000.                       | 1,500.                            |                               | 0.                            |   |
| TO FORM 990-PF, PG 1, LN 16B | 3,000.                       | 1,500.                            |                               | 0.                            |   |

FORM 990-PF OTHER PROFESSIONAL FEES STATEMENT 6

| DESCRIPTION                  | (A)<br>EXPENSES<br>PER BOOKS | (B)<br>NET INVEST-<br>MENT INCOME | (C)<br>ADJUSTED<br>NET INCOME | (D)<br>CHARITABLE<br>PURPOSES |
|------------------------------|------------------------------|-----------------------------------|-------------------------------|-------------------------------|
| INVESTMENT MANAGEMENT FEES   | 532,458.                     | 532,458.                          |                               | 0.                            |
| COMMUNITY FOUNDATION FEES    | 7,500.                       | 0.                                |                               | 7,500.                        |
| OTHER PROFESSIONAL FEES      | 1,280.                       | 0.                                |                               | 1,280.                        |
| TO FORM 990-PF, PG 1, LN 16C | 541,238.                     | 532,458.                          |                               | 8,780.                        |

FORM 990-PF TAXES STATEMENT 7

| DESCRIPTION                                 | (A)<br>EXPENSES<br>PER BOOKS | (B)<br>NET INVEST-<br>MENT INCOME | (C)<br>ADJUSTED<br>NET INCOME | (D)<br>CHARITABLE<br>PURPOSES |
|---|------------------------------|-----------------------------------|-------------------------------|-------------------------------|
| LOS ANGELES COUNTY TAXES                    | 163.                         | 0.                                |                               | 0.                            |
| FOREIGN TAXES PAID - THRU<br>SCHEDULE K-1'S | 39,858.                      | 39,858.                           |                               | 0.                            |
| PAYROLL TAXES                               | 24,786.                      | 1,256.                            |                               | 18,030.                       |
| OTHER TAXES PAID                            | 70.                          | 0.                                |                               | 0.                            |
| TO FORM 990-PF, PG 1, LN 18                 | 64,877.                      | 41,114.                           |                               | 18,030.                       |

FORM 990-PF OTHER EXPENSES STATEMENT 8

| DESCRIPTION                  | (A)<br>EXPENSES<br>PER BOOKS | (B)<br>NET INVEST-<br>MENT INCOME | (C)<br>ADJUSTED<br>NET INCOME | (D)<br>CHARITABLE<br>PURPOSES |
|------------------------------|------------------------------|-----------------------------------|-------------------------------|-------------------------------|
| DUES & SUBSCRIPTIONS         | 22,963.                      | 0.                                |                               | 22,963.                       |
| PARKING EXPENSE              | 4,972.                       | 994.                              |                               | 2,486.                        |
| OFFICE EXPENSE               | 8,351.                       | 1,670.                            |                               | 4,175.                        |
| POSTAGE & SHIPPING           | 537.                         | 107.                              |                               | 269.                          |
| TELEPHONE EXPENSE            | 7,116.                       | 1,423.                            |                               | 3,558.                        |
| SUPPLIES                     | 3,225.                       | 645.                              |                               | 1,613.                        |
| INSURANCE                    | 24,197.                      | 2,656.                            |                               | 18,649.                       |
| WEBSITE EXPENSES             | 1,600.                       | 0.                                |                               | 800.                          |
| MEALS & ENTERTAINMENT        | 2,333.                       | 0.                                |                               | 1,166.                        |
| FEES & LICENSES              | 150.                         | 0.                                |                               | 0.                            |
| OTHER MISCELLANEOUS EXPENSES | 1,399.                       | 0.                                |                               | 0.                            |
| AMORTIZATION                 | 14,628.                      | 0.                                |                               | 0.                            |
| TO FORM 990-PF, PG 1, LN 23  | 91,471.                      | 7,495.                            |                               | 55,679.                       |

FORM 990-PF

OTHER INVESTMENTS

STATEMENT 9

| DESCRIPTION   | VALUATION<br>METHOD | BOOK VALUE  | FAIR MARKET<br>VALUE |
|---|---------------------|-------------|----------------------|
| AG REALTY FUND III  | COST                | 204,828.    | 202,901.             |
| PURCHASE ASSOCIATES, LP                                     | COST                | <119,189.>  | 5,564.               |
| AG CAPITAL RECOVERY PARTNERS                                | COST                | 53,648.     | 37,563.              |
| AG CAPITAL RECOVERY PARTNERS II                             | COST                | 60,259.     | 45,602.              |
| DAVIDSON KEMPNER INSTITUTIONAL<br>PARTNERS                  | COST                | 5,840,196.  | 6,005,077.           |
| PIMCO TOTAL RETURN FUND                                     | COST                | 10,032,071. | 10,253,133.          |
| DODGE & COX STOCK FUND                                      | COST                | 3,343,620.  | 2,345,124.           |
| DODGE & COX INT'L STOCK FUND                                | COST                | 13,444,898. | 11,349,354.          |
| GMO EMERGING MARKETS FUND                                   | COST                | 0.          | 0.                   |
| CAPITAL GUARDIAN TRUST CO.                                  | COST                | 7,089,429.  | 6,366,566.           |
| AG CORE PLUS REALTY FUND, L.P.                              | COST                | 731,820.    | 572,902.             |
| WTC - CTF REAL ASSET (WELLINGTON<br>TRUST CO.)              | COST                | 7,639,089.  | 7,318,215.           |
| FARALLON CAPITAL INSTITUTIONAL<br>PARTNERS, L.P.            | COST                | 11,424,320. | 10,602,692.          |
| DPT LARGE CAP - DELAWARE<br>INVESTMENTS                     | COST                | 1,888,727.  | 1,682,758.           |
| GMO MULTI STRATEGY FUND (OFFSHORE)<br>LP                    | COST                | 2,030,363.  | 2,762,329.           |
| GMO STRATEGIC OPPORTUNITES<br>ALLOCATION                    | COST                | 8,088,441.  | 7,192,416.           |
| GMO US QUALITY EQUITY FUND III                              | COST                | 6,587,277.  | 6,676,371.           |
| HIGHFIELDS CAPITAL MANAGEMENT LP                            | COST                | 5,429,584.  | 5,508,770.           |
| HOOVER INVESTMENT MANAGEMENT                                | COST                | 697,959.    | 867,324.             |
| WTC - CTF DIVERSIFIED INFLATION<br>HEDGES                   | COST                | 0.          | 0.                   |
| AG CAPITAL RECOVERY PARTNERS V, LP                          | COST                | 1,729,176.  | 1,713,172.           |
| LAZARD EMERGING INCOME, LTD.                                | COST                | 0.          | 0.                   |
| CHILTON GLOBAL NATURAL RESOURCES<br>PARTNERS, L.P.          | COST                | 2,571,769.  | 3,097,621.           |
| TACONIC OPPORTUNITY OFFSHORE FUND,<br>LTD.                  | COST                | 5,000,000.  | 5,335,768.           |
| ADAGE CAPITAL MANAGEMENT, L.P.                              | COST                | 5,266,617.  | 7,613,052.           |
| PIMCO EMERGING LOCAL BOND FUND                              | COST                | 1,604,770.  | 1,603,162.           |
| AG MORTGAGE VALUE PARTNERS LTD.                             | COST                | 1,000,000.  | 1,052,894.           |
| CAPITAL GUARDIAN EMERGING MARKETS<br>EQUITY                 | COST                | 4,000,000.  | 4,032,825.           |
| WTC - CTF EMERGING MARKETS EQUITY<br>(WELLINGTON TRUST CO.) | COST                | 4,027,296.  | 4,102,062.           |
| KAYNE ANDERSON MEZZANINE PARTNERS<br>(QP), L.P.             | COST                | 95,205.     | 91,160.              |
| KING STREET CAPITAL, L.P.                                   | COST                | 2,595,839.  | 2,771,101.           |
| BLACKROCK TERM ASSET-BACKED<br>SECURITIES OPP. FUND II      | COST                | 759,872.    | 810,258.             |
| OAKTREE OPPORTUNITIES FUND VIII<br>(CAYMAN), LTD.           | COST                | 300,000.    | 323,375.             |

## THE EISNER FOUNDATION

95-4607191

|  |      |              |              |
|--|------|--------------|--------------|
| NZC GUGGENHEIM FUND LIMITED                          | COST | 933,832.     | 1,080,243.   |
| CLAREN ROAD CREDIT FUND, L.P.                        | COST | 1,000,000.   | 1,026,447.   |
| BREVET CAPITAL SPECIAL OPPORTUNITY<br>FUND III, L.P. | COST | 1,009,379.   | 1,009,379.   |
| OWL CREEK OVERSEAS FUND, LTD.                        | COST | 2,000,000.   | 2,067,685.   |
| LANDMARK EQUITY PARTNERS XIV, L.P.                   | COST | 153,879.     | 186,787.     |
| ALLEN ARBITRAGE OFFSHORE                             | COST | 1,000,000.   | 1,000,000.   |
| TOTAL TO FORM 990-PF, PART II, LINE 13               |      | 119,514,974. | 118,711,652. |

## FORM 990-PF DEPRECIATION OF ASSETS NOT HELD FOR INVESTMENT STATEMENT 10

| DESCRIPTION                        | COST OR<br>OTHER BASIS | ACCUMULATED<br>DEPRECIATION | BOOK VALUE |
|------------------------------------|------------------------|-----------------------------|------------|
| FURNITURE & FIXTURES               | 25,650.                | 25,650.                     | 0.         |
| COMPUTER                           | 7,232.                 | 7,232.                      | 0.         |
| COMPUTER                           | 1,541.                 | 1,541.                      | 0.         |
| FURNITURE & FIXTURES               | 4,749.                 | 4,749.                      | 0.         |
| FURNITURE & FIXTURES               | 8,955.                 | 8,955.                      | 0.         |
| FURNITURE & FIXTURES               | 731.                   | 731.                        | 0.         |
| FURNITURE & FIXTURES               | 18,762.                | 18,762.                     | 0.         |
| COMPUTER                           | 1,599.                 | 1,599.                      | 0.         |
| COMPUTER                           | 1,048.                 | 833.                        | 215.       |
| FURNITURE & FIXTURES               | 2,471.                 | 1,715.                      | 756.       |
| COMPUTER                           | 4,803.                 | 3,650.                      | 1,153.     |
| WEBSITE DEVELOPMENT                | 13,750.                | 1,146.                      | 12,604.    |
| COMPUTER SOFTWARE                  | 38,883.                | 12,961.                     | 25,922.    |
| COMPUTER                           | 1,372.                 | 823.                        | 549.       |
| COMPUTER                           | 1,519.                 | 912.                        | 607.       |
| COMPUTER SOFTWARE                  | 3,000.                 | 750.                        | 2,250.     |
| TOTAL TO FM 990-PF, PART II, LN 14 | 136,065.               | 92,009.                     | 44,056.    |

## FORM 990-PF OTHER ASSETS STATEMENT 11

| DESCRIPTION                      | BEGINNING OF<br>YR BOOK VALUE | END OF YEAR<br>BOOK VALUE | FAIR MARKET<br>VALUE |
|----------------------------------|-------------------------------|---------------------------|----------------------|
| PREPAID EXPENSES                 | 4,400.                        | 4,400.                    | 4,400.               |
| FINE ART                         | 88,198.                       | 88,198.                   | 88,198.              |
| TO FORM 990-PF, PART II, LINE 15 | 92,598.                       | 92,598.                   | 92,598.              |

FORM 990-PF      PART VIII - LIST OF OFFICERS, DIRECTORS      STATEMENT 12  
 TRUSTEES AND FOUNDATION MANAGERS

| NAME AND ADDRESS   | TITLE AND<br>AVRG HRS/WK    | COMPEN-<br>SATION | EMPLOYEE<br>BEN PLAN<br>CONTRIB | EXPENSE<br>ACCOUNT |
|--|-----------------------------|-------------------|---------------------------------|--------------------|
| MICHAEL D. EISNER<br>9401 WILSHIRE BLVD., SUITE 760<br>BEVERLY HILLS, CA 90212 | DIRECTOR<br>1.00            | 0.                | 0.                              | 0.                 |
| JANE B. EISNER<br>9401 WILSHIRE BLVD., SUITE 760<br>BEVERLY HILLS, CA 90212    | PRESIDENT<br>5.00           | 0.                | 0.                              | 0.                 |
| MICHAEL B. EISNER<br>9401 WILSHIRE BLVD., SUITE 760<br>BEVERLY HILLS, CA 90212 | VICE PRESIDENT<br>1.00      | 0.                | 0.                              | 0.                 |
| ERIC D. EISNER<br>9401 WILSHIRE BLVD., SUITE 760<br>BEVERLY HILLS, CA 90212    | CFO<br>1.00                 | 0.                | 0.                              | 0.                 |
| ANDERS D. EISNER<br>9401 WILSHIRE BLVD., SUITE 760<br>BEVERLY HILLS, CA 90212  | SECRETARY<br>1.00           | 0.                | 0.                              | 0.                 |
| IRWIN RUSSELL<br>9401 WILSHIRE BLVD., SUITE 760<br>BEVERLY HILLS, CA 90212     | ASST SECY<br>5.00           | 0.                | 0.                              | 0.                 |
| TRENT STAMP<br>9401 WILSHIRE BLVD., SUITE 760<br>BEVERLY HILLS, CA 90212       | EXECUTIVE DIRECTOR<br>40.00 | 252,500.          | 0.                              | 0.                 |
| TOTALS INCLUDED ON 990-PF, PAGE 6, PART VIII                                   |                             | 252,500.          | 0.                              | 0.                 |

---

|             |  |              |
|-------------|--|--------------|
| FORM 990-PF | GRANT APPLICATION SUBMISSION INFORMATION | STATEMENT 13 |
|             | PART XV, LINES 2A THROUGH 2D             |              |

---

---

NAME AND ADDRESS OF PERSON TO WHOM APPLICATIONS SHOULD BE SUBMITTED

---

TRENT STAMP, EXECUTIVE DIRECTOR C/O THE EISNER FOUNDATION, INC  
9401 WILSHIRE BOULEVARD SUITE 735  
BEVERLY HILLS, CA 90212

---

TELEPHONE NUMBER

---

310-228-6808

---

FORM AND CONTENT OF APPLICATIONS

---

INSTRUCTIONS FOR SUBMITTING A FORMAL APPLICATION ARE FOUND ON THE  
FOUNDATION'S WEBSITE.

---

ANY SUBMISSION DEADLINES

---

APPLICATIONS ARE REVIEWED QUARTERLY THROUGHOUT THE YEAR

---

RESTRICTIONS AND LIMITATIONS ON AWARDS

---

RESTRICTED TO ORGANIZATIONS THAT SERVE DISADVANTAGED CHILDREN AND SENIORS  
IN THE LOS ANGELES COUNTY, CALIFORNIA.

**Depreciation and Amortization 990-PF**  
(Including Information on Listed Property)

▶ See separate instructions. ▶ Attach to your tax return.

Name(s) shown on return

Business or activity to which this form relates

Identifying number

THE EISNER FOUNDATION

FORM 990-PF PAGE 1

95-4607191

**Part I Election To Expense Certain Property Under Section 179** Note: If you have any listed property, complete Part V before you complete Part I

|    |   |                              |                  |
|----|---|------------------------------|------------------|
| 1  | Maximum amount. See the instructions for a higher limit for certain businesses  | 1                            | 250,000.         |
| 2  | Total cost of section 179 property placed in service (see instructions)   | 2                            |                  |
| 3  | Threshold cost of section 179 property before reduction in limitation   | 3                            | 800,000.         |
| 4  | Reduction in limitation. Subtract line 3 from line 2. If zero or less, enter -0-  | 4                            |                  |
| 5  | Dollar limitation for tax year. Subtract line 4 from line 1. If zero or less, enter -0-. If married filing separately, see instructions | 5                            |                  |
| 6  | (a) Description of property   | (b) Cost (business use only) | (c) Elected cost |
| 7  | Listed property. Enter the amount from line 29  | 7                            |                  |
| 8  | Total elected cost of section 179 property. Add amounts in column (c), lines 6 and 7  | 8                            |                  |
| 9  | Tentative deduction. Enter the smaller of line 5 or line 8  | 9                            |                  |
| 10 | Carryover of disallowed deduction from line 13 of your 2008 Form 4562   | 10                           |                  |
| 11 | Business income limitation. Enter the smaller of business income (not less than zero) or line 5   | 11                           |                  |
| 12 | Section 179 expense deduction. Add lines 9 and 10, but do not enter more than line 11   | 12                           |                  |
| 13 | Carryover of disallowed deduction to 2010. Add lines 9 and 10, less line 12   | 13                           |                  |

Note: Do not use Part II or Part III below for listed property. Instead, use Part V

**Part II Special Depreciation Allowance and Other Depreciation (Do not include listed property.)**

|    |  |    |        |
|----|--|----|--------|
| 14 | Special depreciation allowance for qualified property (other than listed property) placed in service during the tax year | 14 | 1,446. |
| 15 | Property subject to section 168(f)(1) election   | 15 |        |
| 16 | Other depreciation (including ACRS)  | 16 |        |

**Part III MACRS Depreciation (Do not include listed property.) (See instructions.)****Section A**

|    |   |    |        |
|----|---|----|--------|
| 17 | MACRS deductions for assets placed in service in tax years beginning before 2009  | 17 | 1,261. |
| 18 | If you are electing to group any assets placed in service during the tax year into one or more general asset accounts, check here |    |        |

**Section B - Assets Placed in Service During 2009 Tax Year Using the General Depreciation System**

| (a) Classification of property | (b) Month and year placed in service | (c) Basis for depreciation (business/investment use only - see instructions) | (d) Recovery period | (e) Convention | (f) Method | (g) Depreciation deduction |
|--------------------------------|--------------------------------------|--|---------------------|----------------|------------|----------------------------|
| 19a 3-year property            |                                      |  |                     |                |            |                            |
| b 5-year property              |                                      | 1,445.   | 5 YRS.              | HY             | 200DB      | 289.                       |
| c 7-year property              |                                      |  |                     |                |            |                            |
| d 10-year property             |                                      |  |                     |                |            |                            |
| e 15-year property             |                                      |  |                     |                |            |                            |
| f 20-year property             |                                      |  |                     |                |            |                            |
| g 25-year property             |                                      |  | 25 yrs              |                | S/L        |                            |
| h Residential rental property  | /                                    |  | 27.5 yrs.           | MM             | S/L        |                            |
|                                | /                                    |  | 27.5 yrs.           | MM             | S/L        |                            |
| i Nonresidential real property | /                                    |  | 39 yrs.             | MM             | S/L        |                            |
|                                | /                                    |  |                     | MM             | S/L        |                            |

**Section C - Assets Placed in Service During 2009 Tax Year Using the Alternative Depreciation System**

|                |   |  |        |     |     |
|----------------|---|--|--------|-----|-----|
| 20a Class life |   |  |        | S/L |     |
| b 12-year      |   |  | 12 yrs | S/L |     |
| c 40-year      | / |  | 40 yrs | MM  | S/L |

**Part IV Summary (See instructions.)**

|    |  |    |        |
|----|--|----|--------|
| 21 | Listed property. Enter amount from line 28   | 21 |        |
| 22 | Total. Add amounts from line 12, lines 14 through 17, lines 19 and 20 in column (g), and line 21. Enter here and on the appropriate lines of your return. Partnerships and S corporations - see instr. | 22 | 2,996. |
| 23 | For assets shown above and placed in service during the current year, enter the portion of the basis attributable to section 263A costs  | 23 |        |



**Part V Listed Property** (Include automobiles, certain other vehicles, cellular telephones, certain computers, and property used for entertainment, recreation, or amusement.)**Note:** For any vehicle for which you are using the standard mileage rate or deducting lease expense, complete only 24a, 24b, columns (a) through (c) of Section A, all of Section B, and Section C if applicable.**Section A - Depreciation and Other Information** (Caution: See the instructions for limits for passenger automobiles.)**24a** Do you have evidence to support the business/investment use claimed? ☐ Yes ☐ No **24b** If "Yes," is the evidence written? ☐ Yes ☐ No

| (a)<br>Type of property<br>(list vehicles first) | (b)<br>Date<br>placed in<br>service | (c)<br>Business/<br>investment<br>use percentage | (d)<br>Cost or<br>other basis | (e)<br>Basis for depreciation<br>(business/investment<br>use only) | (f)<br>Recovery<br>period | (g)<br>Method/<br>Convention | (h)<br>Depreciation<br>deduction | (i)<br>Elected<br>section 179<br>cost |
|--|-------------------------------------|--|-------------------------------|--|---------------------------|------------------------------|----------------------------------|---------------------------------------|
|--|-------------------------------------|--|-------------------------------|--|---------------------------|------------------------------|----------------------------------|---------------------------------------|

**25** Special depreciation allowance for qualified listed property placed in service during the tax year and used more than 50% in a qualified business use

25

**26** Property used more than 50% in a qualified business use

|  |  |   |  |  |  |  |  |  |
|--|--|---|--|--|--|--|--|--|
|  |  | % |  |  |  |  |  |  |
|  |  | % |  |  |  |  |  |  |
|  |  | % |  |  |  |  |  |  |

**27** Property used 50% or less in a qualified business use:

|  |  |   |  |  |       |  |  |
|--|--|---|--|--|-------|--|--|
|  |  | % |  |  | S/L - |  |  |
|  |  | % |  |  | S/L - |  |  |
|  |  | % |  |  | S/L - |  |  |

**28** Add amounts in column (h), lines 25 through 27. Enter here and on line 21, page 1

28

**29** Add amounts in column (i), line 26. Enter here and on line 7, page 1

29

**Section B - Information on Use of Vehicles**

Complete this section for vehicles used by a sole proprietor, partner, or other "more than 5% owner," or related person.

If you provided vehicles to your employees, first answer the questions in Section C to see if you meet an exception to completing this section for those vehicles.

|   | (a)<br>Vehicle | (b)<br>Vehicle | (c)<br>Vehicle | (d)<br>Vehicle | (e)<br>Vehicle | (f)<br>Vehicle |
|---|----------------|----------------|----------------|----------------|----------------|----------------|
| <b>30</b> Total business/investment miles driven during the year (do not include commuting miles) |                |                |                |                |                |                |
| <b>31</b> Total commuting miles driven during the year  |                |                |                |                |                |                |
| <b>32</b> Total other personal (noncommuting) miles driven  |                |                |                |                |                |                |
| <b>33</b> Total miles driven during the year<br>Add lines 30 through 32                           |                |                |                |                |                |                |
| <b>34</b> Was the vehicle available for personal use during off-duty hours?                       | Yes            | No             | Yes            | No             | Yes            | No             |
| <b>35</b> Was the vehicle used primarily by a more than 5% owner or related person?               |                |                |                |                |                |                |
| <b>36</b> Is another vehicle available for personal use?  |                |                |                |                |                |                |

**Section C - Questions for Employers Who Provide Vehicles for Use by Their Employees**

Answer these questions to determine if you meet an exception to completing Section B for vehicles used by employees who are not more than 5% owners or related persons.

|   |     |    |
|---|-----|----|
| <b>37</b> Do you maintain a written policy statement that prohibits all personal use of vehicles, including commuting, by your employees?   | Yes | No |
| <b>38</b> Do you maintain a written policy statement that prohibits personal use of vehicles, except commuting, by your employees? See the instructions for vehicles used by corporate officers, directors, or 1% or more owners. |     |    |
| <b>39</b> Do you treat all use of vehicles by employees as personal use?  |     |    |
| <b>40</b> Do you provide more than five vehicles to your employees, obtain information from your employees about the use of the vehicles, and retain the information received?  |     |    |
| <b>41</b> Do you meet the requirements concerning qualified automobile demonstration use?   |     |    |

**Note:** If your answer to 37, 38, 39, 40, or 41 is "Yes," do not complete Section B for the covered vehicles.**Part VI Amortization**

| (a)<br>Description of costs | (b)<br>Date amortization<br>begins | (c)<br>Amortizable<br>amount | (d)<br>Code<br>section | (e)<br>Amortization<br>period or percentage | (f)<br>Amortization<br>for this year |
|-----------------------------|------------------------------------|------------------------------|------------------------|---|--------------------------------------|
|-----------------------------|------------------------------------|------------------------------|------------------------|---|--------------------------------------|

**42** Amortization of costs that begins during your 2009 tax year

COMPUTER SOFTWARE 041409 3,000. 36M 750.

**43** Amortization of costs that began before your 2009 tax year

43 13,878.

**44** Total. Add amounts in column (f). See the instructions for where to report

44 14,628.

**Application for Extension of Time To File an  
Exempt Organization Return**

OMB No. 1545-1709

▶ File a separate application for each return.

- If you are filing for an **Automatic 3-Month Extension**, complete only **Part I** and check this box ☒ **X**
- If you are filing for an **Additional (Not Automatic) 3-Month Extension**, complete only **Part II** (on page 2 of this form).

**Do not complete Part II unless you have already been granted an automatic 3-month extension on a previously filed Form 8868.****Part I Automatic 3-Month Extension of Time.** Only submit original (no copies needed).A corporation required to file Form 990-T and requesting an automatic 6-month extension - check this box and complete Part I only ☐

All other corporations (including 1120-C filers), partnerships, REMICs, and trusts must use Form 7004 to request an extension of time to file income tax returns.

**Electronic Filing (e-file).** Generally, you can electronically file Form 8868 if you want a 3-month automatic extension of time to file one of the returns noted below (6 months for a corporation required to file Form 990-T). However, you cannot file Form 8868 electronically if (1) you want the additional (not automatic) 3-month extension or (2) you file Forms 990-BL, 6069, or 8870, group returns, or a composite or consolidated Form 990-T. Instead, you must submit the fully completed and signed page 2 (Part II) of Form 8868. For more details on the electronic filing of this form, visit [www.irs.gov/efile](http://www.irs.gov/efile) and click on e-file for Charities & Nonprofits

|   |  |   |
|---|--|---|
| Type or print<br><br>File by the due date for filing your return. See instructions. | Name of Exempt Organization<br><b>THE EISNER FOUNDATION</b>  | Employer identification number<br><b>95-4607191</b> |
|   | Number, street, and room or suite no. If a P.O. box, see instructions.<br><b>9401 WILSHIRE BLVD., NO. 760</b>              |   |
|   | City, town or post office, state, and ZIP code. For a foreign address, see instructions.<br><b>BEVERLY HILLS, CA 90212</b> |   |

**Check type of return to be filed**(file a separate application for each return):

- |   |   |                                    |
|---|---|------------------------------------|
| <input type="checkbox"/> Form 990               | <input type="checkbox"/> Form 990-T (corporation)                 | <input type="checkbox"/> Form 4720 |
| <input type="checkbox"/> Form 990-BL            | <input type="checkbox"/> Form 990-T (sec. 401(a) or 408(a) trust) | <input type="checkbox"/> Form 5227 |
| <input type="checkbox"/> Form 990-EZ            | <input type="checkbox"/> Form 990-T (trust other than above)      | <input type="checkbox"/> Form 6069 |
| <input checked="" type="checkbox"/> Form 990-PF | <input type="checkbox"/> Form 1041-A                              | <input type="checkbox"/> Form 8870 |

**IRWIN RUSSELL, ESQ. - 9401 WILSHIRE BLVD., SUITE 760,**

- The books are in the care of ▶
- BEVERLY HILLS, CA - 90212**

Telephone No. ▶ **310-777-3640**FAX No. ▶ **310-777-3634**

- If the organization does not have an office or place of business in the United States, check this box ☐
- If this is for a Group Return, enter the organization's four digit Group Exemption Number (GEN) \_\_\_\_\_. If this is for the whole group, check this box ☐. If it is for part of the group, check this box ☐ and attach a list with the names and EINs of all members the extension will cover.

- 1 I request an automatic 3-month (6-months for a corporation required to file Form 990-T) extension of time until **AUGUST 15, 2010**, to file the exempt organization return for the organization named above. The extension is for the organization's return for:  
▶ ☒ calendar year **2009** or  
▶ ☐ tax year beginning \_\_\_\_\_, and ending \_\_\_\_\_.

- 2 If this tax year is for less than 12 months, check reason: ☐ Initial return ☐ Final return ☐ Change in accounting period

|   |           |                    |
|---|-----------|--------------------|
| <b>3a</b> If this application is for Form 990-BL, 990-PF, 990-T, 4720, or 6069, enter the tentative tax, less any nonrefundable credits. See instructions.  | <b>3a</b> | \$ <b>249,603.</b> |
| <b>b</b> If this application is for Form 990-PF or 990-T, enter any refundable credits and estimated tax payments made. Include any prior year overpayment allowed as a credit.   | <b>3b</b> | \$ <b>249,603.</b> |
| <b>c Balance Due.</b> Subtract line 3b from line 3a. Include your payment with this form, or, if required, deposit with FTD coupon or, if required, by using EFTPS (Electronic Federal Tax Payment System). See instructions. | <b>3c</b> | \$ <b>0.</b>       |

**Caution.** If you are going to make an electronic fund withdrawal with this Form 8868, see Form 8453-EO and Form 8879-EO for payment instructions

LHA For Privacy Act and Paperwork Reduction Act Notice, see Instructions.

Form **8868** (Rev. 4-2009)

- If you are filing for an **Additional (Not Automatic) 3-Month Extension**, complete only **Part II** and check this box ☒

**Note.** Only complete Part II if you have already been granted an automatic 3-month extension on a previously filed Form 8868.

- If you are filing for an **Automatic 3-Month Extension**, complete only **Part I** (on page 1).

**Part II Additional (Not Automatic) 3-Month Extension of Time.** Only file the original (no copies needed).

|   |  |  |                                |
|---|--|--|--------------------------------|
| Type or print<br>File by the extended due date for filing the return See instructions | Name of Exempt Organization  |  | Employer identification number |
|   | THE EISNER FOUNDATION  |  | 95-4607191                     |
|   | Number, street, and room or suite no. If a P.O. box, see instructions.                   |  | For IRS use only               |
|   | 9401 WILSHIRE BLVD., NO. 760   |  |                                |
|   | City, town or post office, state, and ZIP code. For a foreign address, see instructions. |  |                                |
|   | BEVERLY HILLS, CA 90212  |  |                                |

**Check type of return to be filed** (File a separate application for each return):

- |                                      |   |   |                                      |                                    |                                    |
|--------------------------------------|---|---|--------------------------------------|------------------------------------|------------------------------------|
| <input type="checkbox"/> Form 990    | <input type="checkbox"/> Form 990-EZ            | <input type="checkbox"/> Form 990-T (sec. 401(a) or 408(a) trust) | <input type="checkbox"/> Form 1041-A | <input type="checkbox"/> Form 5227 | <input type="checkbox"/> Form 8870 |
| <input type="checkbox"/> Form 990-BL | <input checked="" type="checkbox"/> Form 990-PF | <input type="checkbox"/> Form 990-T (trust other than above)      | <input type="checkbox"/> Form 4720   | <input type="checkbox"/> Form 6069 |                                    |

**STOP! Do not complete Part II if you were not already granted an automatic 3-month extension on a previously filed Form 8868.**

IRWIN RUSSELL, ESQ. - 9401 WILSHIRE BLVD., SUITE 760,

- The books are in the care of **BEVERLY HILLS, CA - 90212**

Telephone No. **310-777-3640**

FAX No. **310-777-3634**

- If the organization does not have an office or place of business in the United States, check this box ☐
- If this is for a Group Return, enter the organization's four digit Group Exemption Number (GEN) ☐. If this is for the whole group, check this box ☐. If it is for part of the group, check this box ☐ and attach a list with the names and EINs of all members the extension is for.

4 I request an additional 3-month extension of time until **NOVEMBER 15, 2010**

5 For calendar year **2009**, or other tax year beginning

6 If this tax year is for less than 12 months, check reason: ☐ Initial return ☐ Final return ☐ Change in accounting period

7 State in detail why you need the extension

**ADDITIONAL INFORMATION NECESSARY FOR FILING A COMPLETE AND ACCURATE TAX RETURN IS NOT YET AVAILABLE.**

|  |    |    |          |
|--|----|----|----------|
| <b>8a</b> If this application is for Form 990-BL, 990-PF, 990-T, 4720, or 6069, enter the tentative tax, less any nonrefundable credits. See instructions.   | 8a | \$ | 249,603. |
| <b>b</b> If this application is for Form 990-PF, 990-T, 4720, or 6069, enter any refundable credits and estimated tax payments made. Include any prior year overpayment allowed as a credit and any amount paid previously with Form 8868. | 8b | \$ | 249,603. |
| <b>c Balance Due.</b> Subtract line 8b from line 8a. Include your payment with this form, or, if required, deposit with FTD coupon or, if required, by using EFTPS (Electronic Federal Tax Payment System) See instructions.               | 8c | \$ | 0.       |

**Signature and Verification**

Under penalties of perjury, I declare that I have examined this form, including accompanying schedules and statements, and to the best of my knowledge and belief, it is true, correct, and complete, and that I am authorized to prepare this form.

Signature 

Title **Accountant**

Date **7/30/10**

Form 8868 (Rev. 4-2009)