



See a Social Security Number? Say Something!  
Report Privacy Problems to <https://public.resource.org/privacy>  
Or call the IRS Identity Theft Hotline at 1-800-908-4490



Form **990-PF**

Department of the Treasury  
Internal Revenue Service

Return of Private Foundation  
or Section 4947(a)(1) Nonexempt Charitable Trust  
Treated as a Private Foundation

**Note.** The foundation may be able to use a copy of this return to satisfy state reporting requirements

OMB No 1545-0052

**2009**

For calendar year 2009, or tax year beginning 01-01-2009 , and ending 12-31-2009

**G** Check all that apply

☐ Initial return

☐ Initial return of a former public charity

☐ Final return

☐ Amended return

☐ Address change

☐ Name change

Use the IRS label. Otherwise, print or type. See Specific Instructions.

Name of foundation  
MARION G WEEKS FOUNDATION

Number and street (or P O box number if mail is not delivered to street address) Room/suite  
PO BOX 71230

City or town, state, and ZIP code  
FAIRBANKS, AK 997071230

**A Employer identification number**  
94-3212001

**B Telephone number** (see page 10 of the instructions)  
(216) 813-4521

**C** If exemption application is pending, check here ☐

**D 1.** Foreign organizations, check here ☐

**2.** Foreign organizations meeting the 85% test, check here and attach computation ☐

**E** If private foundation status was terminated under section 507(b)(1)(A), check here ☐

**F** If the foundation is in a 60-month termination under section 507(b)(1)(B), check here ☐

**H** Check type of organization ☒ Section 501(c)(3) exempt private foundation  
☐ Section 4947(a)(1) nonexempt charitable trust ☐ Other taxable private foundation

**I** Fair market value of all assets at end of year (from Part II, col. (c), line 16) **\$** 2,777,613







**J** Accounting method ☒ Cash ☐ Accrual  
☐ Other (specify) \_\_\_\_\_  
(Part I, column (d) must be on cash basis.)

Part I Analysis of Revenue and Expenses <small>(The total of amounts in columns (b), (c), and (d) may not necessarily equal the amounts in column (a) (see page 11 of the instructions) )</small>		(a) Revenue and expenses per books	(b) Net investment income	(c) Adjusted net income	(d) Disbursements for charitable purposes (cash basis only)
Revenue	<b>1</b> Contributions, gifts, grants, etc , received (attach schedule)				
	<b>2</b> Check <input checked="" type="checkbox"/> if the foundation is <b>not</b> required to attach Sch. B				
	<b>3</b> Interest on savings and temporary cash investments	2,522	2,522		
	<b>4</b> Dividends and interest from securities. . . . .	67,767	67,546		
	<b>5a</b> Gross rents . . . . .				
	<b>b</b> Net rental income or (loss) _____				
	<b>6a</b> Net gain or (loss) from sale of assets not on line 10	-80,789			
	<b>b</b> Gross sales price for all assets on line 6a <u>1,346,889</u>				
	<b>7</b> Capital gain net income (from Part IV, line 2) . . . .				
	<b>8</b> Net short-term capital gain . . . . .				
	<b>9</b> Income modifications . . . . .				
	<b>10a</b> Gross sales less returns and allowances				
	<b>b</b> Less Cost of goods sold . . . .				
	<b>c</b> Gross profit or (loss) (attach schedule) . . . . .				
	<b>11</b> Other income (attach schedule) . . . . .				
	<b>12 Total.</b> Add lines 1 through 11 . . . . .	-10,500	70,068		
Operating and Administrative Expenses	<b>13</b> Compensation of officers, directors, trustees, etc	28,292	21,219		7,073
	<b>14</b> Other employee salaries and wages . . . . .				
	<b>15</b> Pension plans, employee benefits . . . . .				
	<b>16a</b> Legal fees (attach schedule) . . . . .	308	308		
	<b>b</b> Accounting fees (attach schedule) . . . . .	5,295			5,295
	<b>c</b> Other professional fees (attach schedule) . . . .	700	700		
	<b>17</b> Interest . . . . .				
	<b>18</b> Taxes (attach schedule) (see page 14 of the instructions)	8,581	8,581		
	<b>19</b> Depreciation (attach schedule) and depletion . . .				
	<b>20</b> Occupancy . . . . .				
	<b>21</b> Travel, conferences, and meetings . . . . .				
	<b>22</b> Printing and publications . . . . .				
	<b>23</b> Other expenses (attach schedule) . . . . .	1,071	1,071		
	<b>24 Total operating and administrative expenses.</b> Add lines 13 through 23 . . . . .	44,247	31,879		12,368
	<b>25</b> Contributions, gifts, grants paid . . . . .	120,000			120,000
	<b>26 Total expenses and disbursements.</b> Add lines 24 and 25	164,247	31,879		132,368
	<b>27</b> Subtract line 26 from line 12				
	<b>a Excess of revenue over expenses and disbursements</b>	-174,747			
	<b>b Net investment income</b> (if negative, enter -0-)		38,189		
	<b>c Adjusted net income</b> (if negative, enter -0-)				


For Privacy Act and Paperwork Reduction Act Notice, see page 30 of the instructions.

Cat No 11289X

Form **990-PF** (2009)

Part II Balance Sheets		Attached schedules and amounts in the description column should be for end-of-year amounts only (See instructions)	Beginning of year	End of year	
			(a) Book Value	(b) Book Value	(c) Fair Market Value
Assets	1	Cash—non-interest-bearing . . . . .			
	2	Savings and temporary cash investments . . . . .	283,292	39,348	39,348
	3	Accounts receivable ▶ _____ Less allowance for doubtful accounts ▶ _____			
	4	Pledges receivable ▶ _____ Less allowance for doubtful accounts ▶ _____			
	5	Grants receivable . . . . .			
	6	Receivables due from officers, directors, trustees, and other disqualified persons (attach schedule) (see page 15 of the instructions) . . . . .			
	7	Other notes and loans receivable (attach schedule) ▶ _____ Less allowance for doubtful accounts ▶ _____			
	8	Inventories for sale or use . . . . .			
	9	Prepaid expenses and deferred charges . . . . .			
	10a	Investments—U S and state government obligations (attach schedule)		 98,962	94,988
	b	Investments—corporate stock (attach schedule) . . . . .	1,973,176	 1,946,052	2,129,856
	c	Investments—corporate bonds (attach schedule). . . . .			
	11	Investments—land, buildings, and equipment basis ▶ _____ Less accumulated depreciation (attach schedule) ▶ _____			
	12	Investments—mortgage loans . . . . .			
	13	Investments—other (attach schedule) . . . . .			
	14	Land, buildings, and equipment basis ▶ _____ 178,057 Less accumulated depreciation (attach schedule) ▶ _____	178,057	 178,057	496,617
Liabilities	15	Other assets (describe ▶ _____)	 17,804	 16,804	 16,804
	16	Total assets (to be completed by all filers—see the instructions Also, see page 1, item I)	2,452,329	2,279,223	2,777,613
	17	Accounts payable and accrued expenses . . . . .			
	18	Grants payable . . . . .			
	19	Deferred revenue . . . . .			
	20	Loans from officers, directors, trustees, and other disqualified persons			
Net Assets or Fund Balances	21	Mortgages and other notes payable (attach schedule) . . . . .			
	22	Other liabilities (describe ▶ _____)			
	23	Total liabilities (add lines 17 through 22) . . . . .		0	
		Foundations that follow SFAS 117, check here ▶ <input type="checkbox"/> and complete lines 24 through 26 and lines 30 and 31.			
	24	Unrestricted . . . . .			
	25	Temporarily restricted . . . . .			
	26	Permanently restricted . . . . .			
		Foundations that do not follow SFAS 117, check here ▶ <input checked="" type="checkbox"/> and complete lines 27 through 31.			
	27	Capital stock, trust principal, or current funds . . . . .	2,327,935	2,279,223	
	28	Paid-in or capital surplus, or land, bldg , and equipment fund			
	29	Retained earnings, accumulated income, endowment, or other funds	124,394		
	30	Total net assets or fund balances (see page 17 of the instructions) . . . . .	2,452,329	2,279,223	
	31	Total liabilities and net assets/fund balances (see page 17 of the instructions) . . . . .	2,452,329	2,279,223	

Part III Analysis of Changes in Net Assets or Fund Balances

1	Total net assets or fund balances at beginning of year—Part II, column (a), line 30 (must agree with end-of-year figure reported on prior year’s return) . . . . .	1	2,452,329
2	Enter amount from Part I, line 27a . . . . .	2	-174,747
3	Other increases not included in line 2 (itemize) ▶ _____ 	3	1,641
4	Add lines 1, 2, and 3 . . . . .	4	2,279,223
5	Decreases not included in line 2 (itemize) ▶ _____	5	
6	Total net assets or fund balances at end of year (line 4 minus line 5)—Part II, column (b), line 30 . . . . .	6	2,279,223

Part IV Capital Gains and Losses for Tax on Investment Income

(a) List and describe the kind(s) of property sold (e g , real estate, 2-story brick warehouse, or common stock, 200 shs MLC Co )		(b) How acquired P—Purchase D—Donation	(c) Date acquired (mo , day, yr )	(d) Date sold (mo , day, yr )
1a	See Additional Data Table			
b				
c				
d				
e				

(e) Gross sales price	(f) Depreciation allowed (or allowable)	(g) Cost or other basis plus expense of sale	(h) Gain or (loss) (e) plus (f) minus (g)
a See Additional Data Table			
b			
c			
d			
e			

Complete only for assets showing gain in column (h) and owned by the foundation on 12/31/69			(I) Gains (Col (h) gain minus col (k), but not less than -0-) or Losses (from col (h))
(i) F M V as of 12/31/69	(j) Adjusted basis as of 12/31/69	(k) Excess of col (i) over col (j), if any	
a See Additional Data Table			
b			
c			
d			
e			

2	Capital gain net income or (net capital loss)	{ If gain, also enter in Part I, line 7 If (loss), enter -0- in Part I, line 7 }	2	-80,789
3	Net short-term capital gain or (loss) as defined in sections 1222(5) and (6)  If gain, also enter in Part I, line 8, column (c) (see pages 13 and 17 of the instructions) If (loss), enter -0- in Part I, line 8 . . . . .		3	27,810

Part V Qualification Under Section 4940(e) for Reduced Tax on Net Investment Income

(For optional use by domestic private foundations subject to the section 4940(a) tax on net investment income )

If section 4940(d)(2) applies, leave this part blank

Was the foundation liable for the section 4942 tax on the distributable amount of any year in the base period? ☐ Yes ☒ No  
If "Yes," the foundation does not qualify under section 4940(e) Do not complete this part

1 Enter the appropriate amount in each column for each year, see page 18 of the instructions before making any entries			
(a) Base period years Calendar year (or tax year beginning in)	(b) Adjusted qualifying distributions	(c) Net value of noncharitable-use assets	(d) Distribution ratio (col (b) divided by col (c))
2008	154,721	2,784,213	0 055571
2007	120,591	2,956,167	0 040793
2006	149,067	2,611,603	0 057079
2005	138,695	2,318,241	0 059828
2004	138,369	2,371,539	0 058346

2	Total of line 1, column (d). . . . .	2	0 271617
3	Average distribution ratio for the 5-year base period—divide the total on line 2 by 5, or by the number of years the foundation has been in existence if less than 5 years . . . .	3	0 054323
4	Enter the net value of noncharitable-use assets for 2009 from Part X, line 5. . . . .	4	2,618,582
5	Multiply line 4 by line 3. . . . .	5	142,249
6	Enter 1% of net investment income (1% of Part I, line 27b). . . . .	6	382
7	Add lines 5 and 6. . . . .	7	142,631
8	Enter qualifying distributions from Part XII, line 4. . . . . If line 8 is equal to or greater than line 7, check the box in Part VI, line 1b, and complete that part using a 1% tax rate See the Part VI instructions on page 18	8	132,368

Part VIExcise Tax Based on Investment Income (Section 4940(a), 4940(b), 4940(e), or 4948—see page 18 of the instructions)

1a		Exempt operating foundations described in section 4940(d)(2), check here <input type="checkbox"/> and enter "N/A" on line 1			
		Date of ruling or determination letter _____ (attach copy of letter if necessary—see instructions)			
b		Domestic foundations that meet the section 4940(e) requirements in Part V, check here <input type="checkbox"/> and enter 1% of Part I, line 27b . . . . .		1	764
c		All other domestic foundations enter 2% of line 27b Exempt foreign organizations enter 4% of Part I, line 12, col (b)			
2		Tax under section 511 (domestic section 4947(a)(1) trusts and taxable foundations only Others enter -0-)		2	
3		Add lines 1 and 2. . . . .		3	764
4		Subtitle A (income) tax (domestic section 4947(a)(1) trusts and taxable foundations only Others enter -0-)		4	
5		Tax based on investment income. Subtract line 4 from line 3 If zero or less, enter -0- . . . . .		5	764
6		Credits/Payments			
a		2009 estimated tax payments and 2008 overpayment credited to 2009	6a	5,363	
b		Exempt foreign organizations—tax withheld at source . . . . .	6b		
c		Tax paid with application for extension of time to file (Form 8868)	6c		
d		Backup withholding erroneously withheld . . . . .	6d		
7		Total credits and payments Add lines 6a through 6d. . . . .		7	5,363
8		Enter any penalty for underpayment of estimated tax Check here <input type="checkbox"/> if Form 2220 is attached		8	
9		Tax due. If the total of lines 5 and 8 is more than line 7, enter amount owed . . . . .		9	
10		Overpayment. If line 7 is more than the total of lines 5 and 8, enter the amount overpaid. . . . .		10	4,599
11		Enter the amount of line 10 to be Credited to 2010 estimated tax <input type="checkbox"/> 4,599	Refunded <input type="checkbox"/>	11	

Part VII-AStatements Regarding Activities

1a	During the tax year, did the foundation attempt to influence any national, state, or local legislation or did it participate or intervene in any political campaign? . . . . .		Yes	No
		1a		No
b	Did it spend more than \$100 during the year (either directly or indirectly) for political purposes (see page 19 of the instructions for definition)? . . . . .			No
	If the answer is "Yes" to 1a or 1b, attach a detailed description of the activities and copies of any materials published or distributed by the foundation in connection with the activities.			
c	Did the foundation file Form 1120-POL for this year?. . . . .	1c		No
d	Enter the amount (if any) of tax on political expenditures (section 4955) imposed during the year (1) On the foundation <input type="checkbox"/> \$ _____ (2) On foundation managers <input type="checkbox"/> \$ _____			
e	Enter the reimbursement (if any) paid by the foundation during the year for political expenditure tax imposed on foundation managers <input type="checkbox"/> \$ _____			
2	Has the foundation engaged in any activities that have not previously been reported to the IRS? . . . . .	2		No
	If "Yes," attach a detailed description of the activities.			
3	Has the foundation made any changes, not previously reported to the IRS, in its governing instrument, articles of incorporation, or bylaws, or other similar instruments? If "Yes," attach a conformed copy of the changes . . . . .	3		No
4a	Did the foundation have unrelated business gross income of \$1,000 or more during the year?. . . . .	4a		No
b	If "Yes," has it filed a tax return on Form 990-T for this year?. . . . .	4b		
5	Was there a liquidation, termination, dissolution, or substantial contraction during the year? . . . . .	5		No
	If "Yes," attach the statement required by General Instruction T.			
6	Are the requirements of section 508(e) (relating to sections 4941 through 4945) satisfied either			
	• By language in the governing instrument, or			
	• By state legislation that effectively amends the governing instrument so that no mandatory directions that conflict with the state law remain in the governing instrument? . . . . .	6	Yes	
7	Did the foundation have at least \$5,000 in assets at any time during the year? If "Yes," complete Part II, col (c), and Part XV	7	Yes	
8a	Enter the states to which the foundation reports or with which it is registered (see page 19 of the instructions) <input type="checkbox"/> AK _____			
b	If the answer is "Yes" to line 7, has the foundation furnished a copy of Form 990-PF to the Attorney General (or designate) of each state as required by General Instruction G? If "No," attach explanation .	8b	Yes	
9	Is the foundation claiming status as a private operating foundation within the meaning of section 4942(j)(3) or 4942(j)(5) for calendar year 2009 or the taxable year beginning in 2009 (see instructions for Part XIV on page 27)? If "Yes," complete Part XIV . . . . .	9		No
10	Did any persons become substantial contributors during the tax year? If "Yes," attach a schedule listing their names and addresses	10		No

Part VII-A

Statements Regarding Activities (continued)

11	At any time during the year, did the foundation, directly or indirectly, own a controlled entity within the meaning of section 512(b)(13)? If "Yes," attach schedule (see page 20 of the instructions).	11		No
12	Did the foundation acquire a direct or indirect interest in any applicable insurance contract before August 17, 2008?	12		No
13	Did the foundation comply with the public inspection requirements for its annual returns and exemption application? Website address N/A	13	Yes	
14	The books are in care of KEYBANK NATL ASSN Telephone no (216) 813-4556 Located at 4900 TIEDEMAN RD OH-01-49-0150 BROOKLYN OH ZIP+4 441442302			
15	Section 4947(a)(1) nonexempt charitable trusts filing Form 990-PF in lieu of Form 1041 —Check here and enter the amount of tax-exempt interest received or accrued during the year.			
		15		

Part VII-B

Statements Regarding Activities for Which Form 4720 May Be Required

File Form 4720 if any item is checked in the "Yes" column, unless an exception applies.			Yes	No
1a	During the year did the foundation (either directly or indirectly) (1) Engage in the sale or exchange, or leasing of property with a disqualified person? Yes No (2) Borrow money from, lend money to, or otherwise extend credit to (or accept it from) a disqualified person?. Yes No (3) Furnish goods, services, or facilities to (or accept them from) a disqualified person? Yes No (4) Pay compensation to, or pay or reimburse the expenses of, a disqualified person? Yes No (5) Transfer any income or assets to a disqualified person (or make any of either available for the benefit or use of a disqualified person)?. Yes No (6) Agree to pay money or property to a government official? (Exception. Check "No" if the foundation agreed to make a grant to or to employ the official for a period after termination of government service, if terminating within 90 days ). Yes No			
b	If any answer is "Yes" to 1a(1)–(6), did any of the acts fail to qualify under the exceptions described in Regulations section 53.4941(d)-3 or in a current notice regarding disaster assistance (see page 20 of the instructions)? Organizations relying on a current notice regarding disaster assistance check here.	1b		No
c	Did the foundation engage in a prior year in any of the acts described in 1a, other than excepted acts, that were not corrected before the first day of the tax year beginning in 2009?	1c		
2	Taxes on failure to distribute income (section 4942) (does not apply for years the foundation was a private operating foundation defined in section 4942(j)(3) or 4942(j)(5))			
a	At the end of tax year 2009, did the foundation have any undistributed income (lines 6d and 6e, Part XIII) for tax year(s) beginning before 2009? If "Yes," list the years 20 , 20 , 20 , 20 Yes No			
b	Are there any years listed in 2a for which the foundation is not applying the provisions of section 4942(a)(2) (relating to incorrect valuation of assets) to the year's undistributed income? (If applying section 4942(a)(2) to all years listed, answer "No" and attach statement—see page 20 of the instructions ).	2b		
c	If the provisions of section 4942(a)(2) are being applied to any of the years listed in 2a, list the years here 20 , 20 , 20 , 20			
3a	Did the foundation hold more than a 2% direct or indirect interest in any business enterprise at any time during the year? Yes No			
b	If "Yes," did it have excess business holdings in 2009 as a result of (1) any purchase by the foundation or disqualified persons after May 26, 1969, (2) the lapse of the 5-year period (or longer period approved by the Commissioner under section 4943(c)(7)) to dispose of holdings acquired by gift or bequest, or (3) the lapse of the 10-, 15-, or 20-year first phase holding period? (Use Schedule C, Form 4720, to determine if the foundation had excess business holdings in 2009.).	3b		
4a	Did the foundation invest during the year any amount in a manner that would jeopardize its charitable purposes?	4a		No
b	Did the foundation make any investment in a prior year (but after December 31, 1969) that could jeopardize its charitable purpose that had not been removed from jeopardy before the first day of the tax year beginning in 2009?	4b		No

Part VII-B

Statements Regarding Activities for Which Form 4720 May Be Required (continued)

5a

During the year did the foundation pay or incur any amount to

(1)

Carry on propaganda, or otherwise attempt to influence legislation (section 4945(e))?

Yes

✓

No

(2)

Influence the outcome of any specific public election (see section 4955), or to carry on, directly or indirectly, any voter registration drive?

Yes

✓

No

(3)

Provide a grant to an individual for travel, study, or other similar purposes?

Yes

✓

No

(4)

Provide a grant to an organization other than a charitable, etc , organization described in section 509(a)(1), (2), or (3), or section 4940(d)(2)? (see page 22 of the instructions).

Yes

✓

No

(5)

Provide for any purpose other than religious, charitable, scientific, literary, or educational purposes, or for the prevention of cruelty to children or animals?

Yes

✓

No

5b

If any answer is "Yes" to 5a(1)–(5), did **any** of the transactions fail to qualify under the exceptions described in Regulations section 53.4945 or in a current notice regarding disaster assistance (see page 22 of the instructions)? Organizations relying on a current notice regarding disaster assistance check here.

Yes

c

If the answer is "Yes" to question 5a(4), does the foundation claim exemption from the tax because it maintained expenditure responsibility for the grant?   
 If "Yes," attach the statement required by Regulations section 53.4945–5(d).

Yes

No

6a

Did the foundation, during the year, receive any funds, directly or indirectly, to pay premiums on a personal benefit contract?

Yes

✓

No

6b

Did the foundation, during the year, pay premiums, directly or indirectly, on a personal benefit contract?   
 If "Yes" to 6b, file Form 8870.

No

7a

At any time during the tax year, was the foundation a party to a prohibited tax shelter transaction?

Yes

No

7b

If yes, did the foundation receive any proceeds or have any net income attributable to the transaction?

Part VIII

Information About Officers, Directors, Trustees, Foundation Managers, Highly Paid Employees, and Contractors

1

List all officers, directors, trustees, foundation managers and their compensation (see page 22 of the instructions).

(a) Name and address	(b) Title, and average hours per week devoted to position	(c) Compensation (If not paid, enter -0-)	(d) Contributions to employee benefit plans and deferred compensation	(e) Expense account, other allowances
KEYBANK TRUST SERVICES	CO-TRUSTEE	28,292	0	0
1101 PACIFIC AVE 3RD FLOOR	3 00			
TACOMA, WA 98402				
WILLIAM STROECKER	CO-TRUSTEE	0	0	0
PO BOX 71230	1 00			
FAIRBANKS, AK 99707				

2

Compensation of five highest-paid employees (other than those included on line 1—see page 23 of the instructions).   
 If none, enter "NONE."

(a) Name and address of each employee paid more than \$50,000	(b) Title, and average hours per week devoted to position	(c) Compensation	(d) Contributions to employee benefit plans and deferred compensation	(e) Expense account, other allowances
NONE				

Total number of other employees paid over \$50,000.

## Part VIII Information About Officers and Contractors (continued)

**3 Five highest-paid independent contractors for professional services (see page 23 of the instructions). If none, enter "NONE".**

(a) Name and address of each person paid more than \$50,000	(b) Type of service	(c) Compensation
NONE		

**Total** number of others receiving over \$50,000 for professional services. . . . . ▶

## Part IX-A Summary of Direct Charitable Activities

List the foundation's four largest direct charitable activities during the tax year. Include relevant statistical information such as the number of organizations and other beneficiaries served, conferences convened, research papers produced, etc.	Expenses
--	----------

1		
2		
3		
4		

**Part IX-B Summary of Program-Related Investments** (see page 23 of the instructions)

Describe the two largest program-related investments made by the foundation during the tax year on lines 1 and 2	Amount
--	--------

1	N/A	
2		
	All other program-related investments See page 24 of the instructions	
3		

**Total.** Add lines 1 through 3. . . . . 



Part X

Minimum Investment Return (All domestic foundations must complete this part. Foreign foundations, see page 24 of the instructions.)

1	Fair market value of assets not used (or held for use) directly in carrying out charitable, etc , purposes		
a	Average monthly fair market value of securities. . . . .	1a	1,983,718
b	Average of monthly cash balances. . . . .	1b	161,320
c	Fair market value of all other assets (see page 24 of the instructions). . . . .	1c	513,421
d	Total (add lines 1a, b, and c). . . . .	1d	2,658,459
e	Reduction claimed for blockage or other factors reported on lines 1a and 1c (attach detailed explanation). . . . .	1e	
2	Acquisition indebtedness applicable to line 1 assets. . . . .	2	
3	Subtract line 2 from line 1d. . . . .	3	2,658,459
4	Cash deemed held for charitable activities Enter 1 1/2% of line 3 (for greater amount, see page 25 of the instructions). . . . .	4	39,877
5	Net value of noncharitable-use assets. Subtract line 4 from line 3 Enter here and on Part V, line 4	5	2,618,582
6	Minimum investment return. Enter 5% of line 5. . . . .	6	130,929

Part XI

Distributable Amount (see page 25 of the instructions) (Section 4942(j)(3) and (j)(5) private operating foundations and certain foreign organizations check here ☒ and do not complete this part.)

1	Minimum investment return from Part X, line 6. . . . .	1	130,929
2a	Tax on investment income for 2009 from Part VI, line 5. . . . .	2a	764
b	Income tax for 2009 (This does not include the tax from Part VI ). . . . .	2b	
c	Add lines 2a and 2b. . . . .	2c	764
3	Distributable amount before adjustments Subtract line 2c from line 1. . . . .	3	130,165
4	Recoveries of amounts treated as qualifying distributions. . . . .	4	
5	Add lines 3 and 4. . . . .	5	130,165
6	Deduction from distributable amount (see page 25 of the instructions). . . . .	6	
7	Distributable amount as adjusted Subtract line 6 from line 5 Enter here and on Part XIII, line 1. . . . .	7	130,165

Part XII

Qualifying Distributions (see page 25 of the instructions)

1	Amounts paid (including administrative expenses) to accomplish charitable, etc , purposes		
a	Expenses, contributions, gifts, etc —total from Part I, column (d), line 26. . . . .	1a	132,368
b	Program-related investments—total from Part IX-B. . . . .	1b	
2	Amounts paid to acquire assets used (or held for use) directly in carrying out charitable, etc , purposes. . . . .	2	
3	Amounts set aside for specific charitable projects that satisfy the		
a	Suitability test (prior IRS approval required). . . . .	3a	
b	Cash distribution test (attach the required schedule). . . . .	3b	
4	Qualifying distributions. Add lines 1a through 3b Enter here and on Part V, line 8, and Part XIII, line 4	4	132,368
5	Foundations that qualify under section 4940(e) for the reduced rate of tax on net investment income Enter 1% of Part I, line 27b (see page 26 of the instructions). . . . .	5	
6	Adjusted qualifying distributions. Subtract line 5 from line 4. . . . .	6	132,368
Note: The amount on line 6 will be used in Part V, column (b), in subsequent years when calculating whether the foundation qualifies for the section 4940(e) reduction of tax in those years			

Part XIII

Undistributed Income (see page 26 of the instructions)

	(a) Corpus	(b) Years prior to 2008	(c) 2008	(d) 2009
1 Distributable amount for 2009 from Part XI, line 7				130,165
2 Undistributed income, if any, as of the end of 2008				
a Enter amount for 2008 only. . . . .			2,838	
b Total for prior years 20____, 20____, 20____				
3 Excess distributions carryover, if any, to 2009				
a From 2004. . . . .				
b From 2005. . . . .				
c From 2006. . . . .				
d From 2007. . . . .				
e From 2008. . . . .				
f Total of lines 3a through e. . . . .				
4 Qualifying distributions for 2009 from Part XII, line 4 ▶ \$ 132,368				
a Applied to 2008, but not more than line 2a			2,838	
b Applied to undistributed income of prior years (Election required—see page 26 of the instructions)				
c Treated as distributions out of corpus (Election required—see page 26 of the instructions). . .				
d Applied to 2009 distributable amount. . . . .				129,530
e Remaining amount distributed out of corpus				
5 Excess distributions carryover applied to 2009 (If an amount appears in column (d), the same amount must be shown in column (a).)				
6 Enter the net total of each column as indicated below:				
a Corpus Add lines 3f, 4c, and 4e Subtract line 5				
b Prior years' undistributed income Subtract line 4b from line 2b. . . . .				
c Enter the amount of prior years' undistributed income for which a notice of deficiency has been issued, or on which the section 4942(a) tax has been previously assessed. . . . .				
d Subtract line 6c from line 6b Taxable amount—see page 27 of the instructions. . .				
e Undistributed income for 2008 Subtract line 4a from line 2a Taxable amount—see page 27 of the instructions. . . . .				
f Undistributed income for 2009 Subtract lines 4d and 5 from line 1 This amount must be distributed in 2010. . . . .				635
7 Amounts treated as distributions out of corpus to satisfy requirements imposed by section 170(b)(1)(F) or 4942(g)(3) (see page 27 of the instructions). . . . .				
8 Excess distributions carryover from 2004 not applied on line 5 or line 7 (see page 27 of the instructions). . . . .				
9 Excess distributions carryover to 2010. Subtract lines 7 and 8 from line 6a. . . . .				
10 Analysis of line 9				
a Excess from 2005. . . .				
b Excess from 2006. . . .				
c Excess from 2007. . . .				
d Excess from 2008. . . .				
e Excess from 2009. . . .				

Part XIVPrivate Operating Foundations (see page 27 of the instructions and Part VII-A, question 9)

1a

If the foundation has received a ruling or determination letter that it is a private operating foundation, and the ruling is effective for 2009, enter the date of the ruling.

b

Check box to indicate whether the organization is a private operating foundation described in section 4942(j)(3) or 4942(j)(5)

☐ 4942(j)(3) or ☐ 4942(j)(5)

2a	Enter the lesser of the adjusted net income from Part I or the minimum investment return from Part X for each year listed . . . . .	Tax year	Prior 3 years			(e) Total
		(a) 2009	(b) 2008	(c) 2007	(d) 2006	
b	85% of line 2a . . . . .					
c	Qualifying distributions from Part XII, line 4 for each year listed . . . . .					
d	Amounts included in line 2c not used directly for active conduct of exempt activities . . . .					
e	Qualifying distributions made directly for active conduct of exempt activities Subtract line 2d from line 2c . . . . .					
3	Complete 3a, b, or c for the alternative test relied upon					
a	"Assets" alternative test—enter					
	(1) Value of all assets . . . . .					
	(2) Value of assets qualifying under section 4942(j)(3)(B)(i)					
b	"Endowment" alternative test— enter 2/3 of minimum investment return shown in Part X, line 6 for each year listed. . . .					
c	"Support" alternative test—enter					
	(1) Total support other than gross investment income (interest, dividends, rents, payments on securities loans (section 512(a)(5)), or royalties) . . . . .					
	(2) Support from general public and 5 or more exempt organizations as provided in section 4942(j)(3)(B)(iii). . . . .					
	(3) Largest amount of support from an exempt organization					
	(4) Gross investment income					

Part XVSupplementary Information (Complete this part only if the organization had \$5,000 or more in assets at any time during the year—see page 27 of the instructions.)

1

Information Regarding Foundation Managers:

a

List any managers of the foundation who have contributed more than 2% of the total contributions received by the foundation before the close of any tax year (but only if they have contributed more than \$5,000) (See section 507(d)(2) )

b

List any managers of the foundation who own 10% or more of the stock of a corporation (or an equally large portion of the ownership of a partnership or other entity) of which the foundation has a 10% or greater interest

2

Information Regarding Contribution, Grant, Gift, Loan, Scholarship, etc., Programs:

Check here ☒ if the foundation only makes contributions to preselected charitable organizations and does not accept unsolicited requests for funds If the foundation makes gifts, grants, etc (see page 28 of the instructions) to individuals or organizations under other conditions, complete items 2a, b, c, and d

a

The name, address, and telephone number of the person to whom applications should be addressed

b

The form in which applications should be submitted and information and materials they should include

c

Any submission deadlines

d

Any restrictions or limitations on awards, such as by geographical areas, charitable fields, kinds of institutions, or other factors

Part XV

Supplementary Information (continued)

3 Grants and Contributions Paid During the Year or Approved for Future Payment

Recipient	If recipient is an individual, show any relationship to any foundation manager or substantial contributor	Foundation status of recipient	Purpose of grant or contribution	Amount
Name and address (home or business)				
a Paid during the year See Additional Data Table				
Total . . . . .			▶ 3a	120,000
b Approved for future payment				
Total . . . . .			▶ 3b	

Enter gross amounts unless otherwise indicated	Unrelated business income		Excluded by section 512, 513, or 514		(e) Related or exempt function income (See page 28 of the instructions )
	(a) Business code	(b) Amount	(c) Exclusion code	(d) Amount	
<b>1</b> Program service revenue					
<b>a</b> _____					
<b>b</b> _____					
<b>c</b> _____					
<b>d</b> _____					
<b>e</b> _____					
<b>f</b> _____					
<b>g</b> Fees and contracts from government agencies					
<b>2</b> Membership dues and assessments. . . . .					
<b>3</b> Interest on savings and temporary cash investments			14	2,522	
<b>4</b> Dividends and interest from securities. . . . .			14	67,546	221
<b>5</b> Net rental income or (loss) from real estate					
<b>a</b> Debt-financed property. . . . .					
<b>b</b> Not debt-financed property. . . . .					
<b>6</b> Net rental income or (loss) from personal property					
<b>7</b> Other investment income. . . . .					
<b>8</b> Gain or (loss) from sales of assets other than inventory			18	-80,789	
<b>9</b> Net income or (loss) from special events					
<b>10</b> Gross profit or (loss) from sales of inventory. . .					
<b>11</b> Other revenue <b>a</b> _____					
<b>b</b> _____					
<b>c</b> _____					
<b>d</b> _____					
<b>e</b> _____					
<b>12</b> Subtotal Add columns (b), (d), and (e). . .				-10,721	221
<b>13 Total.</b> Add line 12, columns (b), (d), and (e). . . . . <b>13</b>					-10,500

[illegible]

<b>1</b> Did the organization directly or indirectly engage in any of the following with any other organization described in section 501(c) of the Code (other than section 501(c)(3) organizations) or in section 527, relating to political organizations?		<b>Yes</b>	<b>No</b>
<b>a</b> Transfers from the reporting foundation to a noncharitable exempt organization of			
<b>(1)</b> Cash. . . . .	<b>1a(1)</b>		<b>No</b>
<b>(2)</b> Other assets. . . . .	<b>1a(2)</b>		<b>No</b>
<b>b</b> Other transactions			
<b>(1)</b> Sales of assets to a noncharitable exempt organization. . . . .	<b>1b(1)</b>		<b>No</b>
<b>(2)</b> Purchases of assets from a noncharitable exempt organization. . . . .	<b>1b(2)</b>		<b>No</b>
<b>(3)</b> Rental of facilities, equipment, or other assets. . . . .	<b>1b(3)</b>		<b>No</b>
<b>(4)</b> Reimbursement arrangements. . . . .	<b>1b(4)</b>		<b>No</b>
<b>(5)</b> Loans or loan guarantees. . . . .	<b>1b(5)</b>		<b>No</b>
<b>(6)</b> Performance of services or membership or fundraising solicitations. . . . .	<b>1b(6)</b>		<b>No</b>
<b>c</b> Sharing of facilities, equipment, mailing lists, other assets, or paid employees. . . . .	<b>1c</b>		<b>No</b>
<b>d</b> If the answer to any of the above is "Yes," complete the following schedule. Column <b>(b)</b> should always show the fair market value of the goods, other assets, or services given by the reporting foundation. If the foundation received less than fair market value in any transaction or sharing arrangement, show in column <b>(d)</b> the value of the goods, other assets, or services received			

[illegible]

**2a** Is the foundation directly or indirectly affiliated with, or related to, one or more tax-exempt organizations described in section 501(c) of the Code (other than section 501(c)(3)) or in section 527? . . . . . ☐ Yes ☒ No

**b** If "Yes," complete the following schedule

(a) Name of organization	(b) Type of organization	(c) Description of relationship

**Sign Here**

Under penalties of perjury, I declare that I have examined this return, including accompanying schedules and statements, and to the best of my knowledge and belief, it is true, correct, and complete. Declaration of preparer (other than taxpayer or fiduciary) is based on all information of which preparer has any knowledge.

*****	2010-11-15	*****
Signature of officer or trustee	Date	Title

Paid Preparer's Use Only	Preparer's Signature	GARY CORRICK	Date	2010-11-15	Check if self- employed	Preparer's identifying number (see <b>Signature</b> on page 30 of the instructions)
	Firm's name (or yours if self-employed), address, and ZIP code	KOHLER SCHMITT & HUTCHISON PC			EIN	
		PO BOX 70607				
		FAIRBANKS, AK 997070607			Phone no	(907) 456-6676

Additional Data

Software ID: 09000034  
Software Version: 09540951  
EIN: 94-3212001  
Name: MARION G WEEKS FOUNDATION

Form 990PF Part IV - Capital Gains and Losses for Tax on Investment Income - Columns a - d

(a) List and describe the kind(s) of property sold (e g , real estate, 2-story brick warehouse, or common stock, 200 shs MLC Co )	(b) How acquired P—Purchase D—Donation	(c) Date acquired (mo , day, yr )	(d) Date sold (mo , day, yr )
CITIGROUP 270 SHARES	P	2003-01-02	2009-01-21
AMGEN 5 SHARES	P	2008-12-22	2009-04-01
KOHL'S CORP 35 SHARES	P	2008-12-22	2009-04-01
ARIEL APPRECIATION FUND 97 8179 SHAR	P	2006-11-16	2009-04-07
WYETH 60 SHARES	P	2008-07-08	2009-04-17
UNITED PARCEL SERVICE INC 30 SHARES	P	2006-05-02	2009-05-18
FIDELITY LOW PRICE 1 0446 SHARES	P	2003-09-08	2009-07-21
FIDELITY LOW PRICE 309 907 SHARES	P	2008-09-15	2009-07-21
WALT DISNEY CO 75 SHARES	P	2005-04-07	2009-09-02
MICROSOFT CORP 190 SHARES	P	2003-01-07	2009-09-02
UNITED PARCEL SERVICE INC 35 SHARES	P	2006-05-02	2009-09-02
DIRECTV GROUP INC COM 25 SHARES	P	2009-01-29	2009-09-10
NORTHROP GRUMMAN CORP 25 SHARES	P	2008-03-13	2009-09-10
VANGUARD CAPITAL OPPORTUNITY FD 209	P	2008-12-17	2009-09-10
DOVER CORP 55 SHARES	P	2005-08-26	2009-10-09
MICROSOFT CORP 40 SHARES	P	2003-01-07	2009-10-09
CISCO SYS INC 70 SHARES	P	2003-01-07	2009-11-05
WELLS FARGO CO 25 SHARES	P	2008-03-13	2009-11-05
ADOBE SYS INC 5 SHARES	P	2009-05-18	2009-12-28
EOG RESOURCES INC 5 SHARES	P	2009-04-01	2009-12-28
HENRY SCHEIN INC 10 SHARES	P	2009-04-01	2009-12-28
NOBLE CORP FGN 10 SHARES	P	2009-04-02	2009-12-28
CITIGROUP 130 SHARES	P	2003-07-07	2009-01-21
BOEING 25 SHARES	P	2003-01-07	2009-04-01
KOHL'S CORP 15 SHARES	P	2009-01-29	2009-04-01
ARIEL APPRECIATION FUND 146 8499 SHA	P	2007-11-15	2009-04-07
WYETH 15 SHARES	P	2008-08-27	2009-04-17
COLGATE PLAMOLIVE CO 15 SHARES	P	2008-04-22	2009-06-04
FIDELITY LOW PRICE 34 2565 SHARES	P	2003-12-22	2009-07-21
ABBOTT LABS 45 SHARES	P	2005-04-07	2009-09-02

Form 990PF Part IV - Capital Gains and Losses for Tax on Investment Income - Columns e - h

(e) Gross sales price	(f) Depreciation allowed (or allowable)	(g) Cost or other basis plus expense of sale	(h) Gain or (loss) (e) plus (f) minus (g)
894		9,701	-8,807
242		290	-48
1,533		1,203	330
1,963		4,703	-2,740
2,592		2,834	-242
1,585		2,435	-850
28		33	-5
8,380		9,836	-1,456
1,895		2,124	-229
4,545		5,272	-727
1,834		2,840	-1,006
638		560	78
1,215		1,960	-745
5,797		4,217	1,580
2,164		2,198	-34
1,021		1,110	-89
1,657		1,019	638
669		723	-54
185		131	54
498		287	211
530		399	131
414		257	157
430		5,837	-5,407
889		835	54
657		581	76
2,947		6,489	-3,542
648		643	5
1,062		1,144	-82
926		1,171	-245
2,029		2,180	-151



Form 990PF Part IV - Capital Gains and Losses for Tax on Investment Income - Columns i - l

Complete only for assets showing gain in column (h) and owned by the foundation on 12/31/69			(l) Gains (Col (h) gain minus col (k), but not less than -0-) or Losses (from col (h))
(i) FM V as of 12/31/69	(j) Adjusted basis as of 12/31/69	(k) Excess of col (i) over col (j), if any	
			-8,807
			-48
			330
			-2,740
			-242
			-850
			-5
			-1,456
			-229
			-727
			-1,006
			78
			-745
			1,580
			-34
			-89
			638
			-54
			54
			211
			131
			157
			-5,407
			54
			76
			-3,542
			5
			-82
			-245
			-151

Form 990PF Part IV - Capital Gains and Losses for Tax on Investment Income - Columns a - d

(a) List and describe the kind(s) of property sold (e g , real estate, 2-story brick warehouse, or common stock, 200 shs MLC Co )	(b) How acquired P—Purchase D—Donation	(c) Date acquired (mo , day, yr )	(d) Date sold (mo , day, yr )
DOVER CORP 35 SHARES	P	2005-08-26	2009-09-02
NORTHROP GRUMMAN CORP 30 SHARES	P	2008-01-24	2009-09-02
URBAN OUTFITTERS INC 55 SHARES	P	2009-05-11	2009-09-02
DOVER CORP 35 SHARES	P	2005-08-26	2009-09-10
NORTHROP GRUMMAN CORP 70 SHARES	P	2008-07-08	2009-09-10
VERIZON COMMUNICATIONS 5 SHARES	P	2003-01-03	2009-09-10
DOVER CORP 30 SHARES	P	2008-07-08	2009-10-09
MICROSOFT CORP 200 SHARES	P	2003-04-08	2009-10-09
CONOCOPHILLIPS 110 SHARES	P	2009-01-29	2009-11-05
WELLS FARGO CO 25 SHARES	P	2008-04-22	2009-11-05
AIR PRODUCTS & CHEMICALS INC 5 SHARE	P	2009-11-05	2009-12-28
EXPEDITORS INTL WASH INC 5 SHARES	P	2009-05-18	2009-12-28
SCHLUMBERGER LTD 40 SHARES	P	2003-01-03	2009-12-28
TRANSOCEAN LTD FGN 5 SHARES	P	2009-04-01	2009-12-28
CITIGROUP 50 SHARES	P	2008-07-08	2009-01-21
BOEING 25 SHARES	P	2008-01-11	2009-04-01
PEPSICO INC 100 SHARES	P	2003-01-03	2009-04-01
ARIEL APPRECIATION FUND 1 6371 SHARE	P	2008-11-24	2009-04-07
WYETH 10 SHARES	P	2008-12-22	2009-04-17
PIMCO TOTAL RETURN FUND INSTL 14409	P	2006-03-28	2009-06-04
FIDELITY LOW PRICE 8 8089 SHARES	P	2003-01-22	2009-07-21
ADOBE SYS INC 40 SHARES	P	2009-05-18	2009-09-02
EMC CORP 145 SHARES	P	2004-06-14	2009-09-02
ORACLE CORP 155 SHARES	P	2005-07-27	2009-09-02
VERIZON COMMUNICATIONS 75 SHARES	P	2003-01-03	2009-09-02
EXPEDITORS INTL WASH INC 5 SHARES	P	2009-05-18	2009-09-10
NORTHROP GRUMMAN CORP 10 SHARES	P	2008-12-22	2009-09-10
VERIZON COMMUNICATIONS 240 SHARES	P	2003-07-07	2009-09-10
DOVER CORP 5 SHARES	P	2008-12-22	2009-10-09
MICROSOFT CORP 100 SHARES	P	2006-03-28	2009-10-09

Form 990PF Part IV - Capital Gains and Losses for Tax on Investment Income - Columns e - h

(e) Gross sales price	(f) Depreciation allowed (or allowable)	(g) Cost or other basis plus expense of sale	(h) Gain or (loss) (e) plus (f) minus (g)
1,178		1,399	-221
1,426		2,339	-913
1,505		1,062	443
1,288		1,399	-111
3,403		4,593	-1,190
157		193	-36
1,180		1,420	-240
5,103		5,114	-11
5,696		5,231	465
669		734	-65
409		396	13
176		163	13
2,622		860	1,762
423		297	126
166		828	-662
888		2,014	-1,126
5,228		4,295	933
33		32	1
432		365	67
150,000		149,424	576
238		301	-63
1,239		1,049	190
2,253		1,641	612
3,359		2,155	1,204
2,261		2,888	-627
173		163	10
486		426	60
7,522		9,237	-1,715
197		153	44
2,551		2,717	-166

Form 990PF Part IV - Capital Gains and Losses for Tax on Investment Income - Columns i - l

Complete only for assets showing gain in column (h) and owned by the foundation on 12/31/69			(l) Gains (Col (h) gain minus col (k), but not less than -0-) or Losses (from col (h))
(i) FMV as of 12/31/69	(j) Adjusted basis as of 12/31/69	(k) Excess of col (i) over col (j), if any	
			-221
			-913
			443
			-111
			-1,190
			-36
			-240
			-11
			465
			-65
			13
			13
			1,762
			126
			-662
			-1,126
			933
			1
			67
			576
			-63
			190
			612
			1,204
			-627
			10
			60
			-1,715
			44
			-166

Form 990PF Part IV - Capital Gains and Losses for Tax on Investment Income - Columns a - d

(a) List and describe the kind(s) of property sold (e g , real estate, 2-story brick warehouse, or common stock, 200 shs MLC Co )	(b) How acquired P—Purchase D—Donation	(c) Date acquired (mo , day, yr )	(d) Date sold (mo , day, yr )
INTEL CORP 65 SHARES	P	2003-04-08	2009-11-05
WELLS FARGO CO 105 SHARES	P	2008-07-08	2009-11-05
APACHE CORP 5 SHARES	P	2009-12-10	2009-12-28
FEDEX CORP 5 SHARES	P	2009-12-10	2009-12-28
SCHWAB CHARELS CORP NEW 15 SHARES	P	2008-04-24	2009-12-28
GATES WATERCOLOR	P		2009-10-28
CITIGROUP 25 SHARES	P	2008-08-27	2009-01-21
CHEVRON 220 SHARES	P	2003-01-03	2009-04-01
PROCTER & GAMBLE CO 100 SHARES	P	2003-07-07	2009-04-01
ARIEL APPRECIATION FUND 256 747 SHAR	P	2008-11-24	2009-04-07
CONOCOPHILLIPS 125 SHARES	P	2008-01-11	2009-05-11
PEPSICO INC 55 SHARES	P	2003-01-03	2009-06-04
FIDELITY LOW PRICE 0 9786 SHARES	P	2003-12-22	2009-07-21
APPLE INC 20 SHARES	P	2008-01-24	2009-09-02
EOG RESOURCES INC 25 SHARES	P	2009-04-01	2009-09-02
PEABODY ENERGY CORP 35 SHARES	P	2008-09-11	2009-09-02
VISA INC CLA A 15 SHARES	P	2009-05-11	2009-09-02
EXXON MOBIL CORP 45 SHARES	P	2008-01-11	2009-09-10
NORTHROP GRUMMAN CORP 5 SHARES	P	2009-01-29	2009-09-10
VERIZON COMMUNICATIONS 55 SHARES	P	2008-07-08	2009-09-10
DOVER CORP 10 SHARES	P	2009-01-29	2009-10-09
MICROSOFT CORP 140 SHARES	P	2008-01-11	2009-10-09
INTEL CORP 70 SHARES	P	2003-07-07	2009-11-05
WELLS FARGO CO 50 SHARES	P	2008-12-22	2009-11-05
AVON PRODS INC 5 SHARES	P	2008-04-24	2009-12-28
FREEPORT-MCMORAN COPPER & GOLD 5 SHA	P	2009-10-09	2009-12-28
TAIWAN SEMICONDUCTOR MFG CO ADR 270	P	2007-06-29	2009-12-28
COMMON TRUST FUNDS SHORT-TERM CAP GN	P		2009-12-31
CITIGROUP 25 SHARES	P	2008-12-22	2009-01-21
CONOCOPHILLIPS 77 SHARES	P	2007-11-05	2009-04-01

Form 990PF Part IV - Capital Gains and Losses for Tax on Investment Income - Columns e - h

(e) Gross sales price	(f) Depreciation allowed (or allowable)	(g) Cost or other basis plus expense of sale	(h) Gain or (loss) (e) plus (f) minus (g)
1,232		1,114	118
2,808		2,473	335
522		475	47
412		441	-29
283		327	-44
298		1,000	-702
83		454	-371
15,083		7,490	7,593
4,834		4,551	283
5,153		4,953	200
5,661		10,406	-4,745
2,997		2,362	635
26		33	-7
3,322		2,671	651
1,753		1,434	319
1,123		1,749	-626
1,056		1,014	42
3,186		4,090	-904
243		242	1
1,724		1,927	-203
393		304	89
3,572		4,757	-1,185
1,327		1,592	-265
1,337		1,409	-72
161		199	-38
409		371	38
3,005		2,979	26
6,819			6,819
83		175	-92
3,075		6,462	-3,387

Form 990PF Part IV - Capital Gains and Losses for Tax on Investment Income - Columns i - l

Complete only for assets showing gain in column (h) and owned by the foundation on 12/31/69			(l) Gains (Col (h) gain minus col (k), but not less than -0-) or Losses (from col (h))
(i) FMV as of 12/31/69	(j) Adjusted basis as of 12/31/69	(k) Excess of col (i) over col (j), if any	
			118
			335
			47
			-29
			-44
			-702
			-371
			7,593
			283
			200
			-4,745
			635
			-7
			651
			319
			-626
			42
			-904
			1
			-203
			89
			-1,185
			-265
			-72
			-38
			38
			26
			6,819
			-92
			-3,387

Form 990PF Part IV - Capital Gains and Losses for Tax on Investment Income - Columns a - d

(a) List and describe the kind(s) of property sold (e g , real estate, 2-story brick warehouse, or common stock, 200 shs MLC Co )	(b) How acquired P—Purchase D—Donation	(c) Date acquired (mo , day, yr )	(d) Date sold (mo , day, yr )
PROCTER & GAMBLE CO 5 SHARES	P	2008-12-22	2009-04-01
PIMCO TOTAL RETURN FUND INSTL 4940 7	P	2006-03-28	2009-04-07
STRYKER CORP 100 SHARES	P	2007-06-29	2009-05-11
PEPSICO INC 50 SHARES	P	2003-04-08	2009-06-04
FIDELITY LOW PRICE 160 4293 SHARES	P	2004-09-07	2009-07-21
AVON PRODS INC 60 SHARES	P	2008-04-24	2009-09-02
EATON CORP 20 SHARES	P	2009-04-17	2009-09-02
PRAZAIR INC 40 SHARES	P	2007-11-05	2009-09-02
WELLS FARGO CO 150 SHARES	P	2003-04-08	2009-09-02
EXXON MOBIL CORP 45 SHARES	P	2008-07-08	2009-09-10
QUANTA SERVICES INC 30 SHARES	P	2009-06-04	2009-09-10
VERIZON COMMUNICATIONS 25 SHARES	P	2008-12-22	2009-09-10
EXXON MOBIL CORP 35 SHARES	P	2008-07-08	2009-10-09
MICROSOFT CORP 160 SHARES	P	2008-07-08	2009-10-09
ORACLE CORP 255 SHARES	P	2005-07-27	2009-11-05
WELLS FARGO CO 40 SHARES	P	2009-01-29	2009-11-05
BANK OF NOVA SCOTIA FGN 10 SHARES	P	2009-01-09	2009-12-28
GENERAL ELEC CO 15 SHARES	P	2004-06-14	2009-12-28
TARGET CORP 10 SHARES	P	2003-01-07	2009-12-28
COMMON TRUST FUNDS LONG-TERM CAP LSS	P		2009-12-31
TEXTRON 135 SHARES	P	2007-11-05	2009-02-04
CONOCOPHILLIPS 33 SHARES	P	2008-01-11	2009-04-01
PROCTER & GAMBLE CO 5 SHARES	P	2009-01-29	2009-04-01
CHARITABLE INTERMEDIATE TERM FIXED I	P	1997-11-14	2009-04-07
STRYKER CORP 20 SHARES	P	2008-07-08	2009-05-11
PEPSICO INC 20 SHARES	P	2007-11-05	2009-06-04
FIDELITY LOW PRICE 21 0375 SHARES	P	2004-12-20	2009-07-21
BAXTER INTERNATIONAL INC 30 SHARES	P	2008-12-22	2009-09-02
EXPEDITORS INTL WASH INC 35 SHARES	P	2009-05-18	2009-09-02
T ROWE PRICE GROUP INC 25 SHARES	P	2009-04-01	2009-09-02



Form 990PF Part IV - Capital Gains and Losses for Tax on Investment Income - Columns e - h

(e) Gross sales price	(f) Depreciation allowed (or allowable)	(g) Cost or other basis plus expense of sale	(h) Gain or (loss) (e) plus (f) minus (g)
242		303	-61
50,000		51,235	-1,235
4,120		6,406	-2,286
2,724		1,958	766
4,338		5,593	-1,255
1,828		2,385	-557
1,053		897	156
2,972		3,372	-400
3,948		3,558	390
3,186		3,906	-720
742		709	33
784		839	-55
2,418		3,038	-620
4,082		4,149	-67
5,444		3,545	1,899
1,070		802	268
467		453	14
229		472	-243
484		300	184
		15,867	-15,867
869		9,171	-8,302
1,318		2,747	-1,429
242		291	-49
22,597		25,014	-2,417
824		1,239	-415
1,090		1,460	-370
569		828	-259
1,682		1,619	63
1,120		1,142	-22
1,074		728	346

Form 990PF Part IV - Capital Gains and Losses for Tax on Investment Income - Columns i - l

Complete only for assets showing gain in column (h) and owned by the foundation on 12/31/69			(l) Gains (Col (h) gain minus col (k), but not less than -0-) or Losses (from col (h))
(i) FMV as of 12/31/69	(j) Adjusted basis as of 12/31/69	(k) Excess of col (i) over col (j), if any	
			-61
			-1,235
			-2,286
			766
			-1,255
			-557
			156
			-400
			390
			-720
			33
			-55
			-620
			-67
			1,899
			268
			14
			-243
			184
			-15,867
			-8,302
			-1,429
			-49
			-2,417
			-415
			-370
			-259
			63
			-22
			346

Form 990PF Part IV - Capital Gains and Losses for Tax on Investment Income - Columns a - d

(a) List and describe the kind(s) of property sold (e g , real estate, 2-story brick warehouse, or common stock, 200 shs MLC Co )	(b) How acquired P—Purchase D—Donation	(c) Date acquired (mo , day, yr )	(d) Date sold (mo , day, yr )
NOBLE CORP FGN 30 SHARES	P	2009-04-02	2009-09-02
GENERAL ELEC CO 25 SHARES	P	2003-01-02	2009-09-10
SCHLUMBERGER LTD 85 SHARES	P	2003-01-03	2009-09-10
VERIZON COMMUNICATIONS 20 SHARES	P	2009-01-29	2009-09-10
HONEYWELL INTERNATIONAL INC 10 SHARE	P	2003-01-02	2009-10-09
MICROSOFT CORP 45 SHARES	P	2008-12-22	2009-10-09
PRAXAIR INC 35 SHARES	P	2007-11-05	2009-11-05
XILINX INC 100 SHARES	P	2009-10-09	2009-11-05
BAXTER INTERNATIONAL INC 50 SHARES	P	2008-12-22	2009-12-28
HEWLETT PACKARD CO 5 SHARES	P	2009-11-05	2009-12-28
TARGET CORP 15 SHARES	P	2003-04-08	2009-12-28
PARTNERSHIP PASS-THRU SHORT-TERM GN	P		2009-12-31
TEXTRON 30 SHARES	P	2008-01-11	2009-02-04
EXXON MOBIL CORP 75 SHARES	P	2007-11-05	2009-04-01
SYMANTEC CORP 325 SHARES	P	2006-06-14	2009-04-01
CHARITABLE INTERMEDIATE TERM FIXED I	P	1998-06-12	2009-04-07
STRYKER CORP 5 SHARES	P	2008-12-22	2009-05-11
PEPSICO INC 35 SHARES	P	2008-07-08	2009-06-04
FIDELITY LOW PRICE 3 6534 SHARES	P	2005-09-12	2009-07-21
BHP BILLITON LTD ADR 25 SHARES	P	2008-02-05	2009-09-02
EXXON MOBIL CORP 25 SHARES	P	2007-11-05	2009-09-02
QUALCOMM INC 35 SHARES	P	2009-04-01	2009-09-02
TRANSOCEAN LTD FGN 25 SHARES	P	2009-04-01	2009-09-02
GENERAL ELEC CO 60 SHARES	P	2004-06-14	2009-09-10
SCHWAB CHARELS CORP NEW 55 SHARES	P	2008-03-13	2009-09-10
WELLS FARGO CO 200 SHARES	P	2003-04-08	2009-09-10
HONEYWELL INTERNATIONAL INC 110 SHAR	P	2003-09-24	2009-10-09
MICROSOFT CORP 50 SHARES	P	2009-01-29	2009-10-09
PRAXAIR INC 25 SHARES	P	2008-01-11	2009-11-05
ISHARES BARCLAYS TIPS BOND FUND 500	P	2009-04-07	2009-11-18

Form 990PF Part IV - Capital Gains and Losses for Tax on Investment Income - Columns e - h

(e) Gross sales price	(f) Depreciation allowed (or allowable)	(g) Cost or other basis plus expense of sale	(h) Gain or (loss) (e) plus (f) minus (g)
1,016		772	244
370		633	-263
4,933		1,827	3,106
627		598	29
371		249	122
1,148		861	287
2,831		2,951	-120
2,206		2,322	-116
2,941		2,699	242
262		242	20
726		477	249
1,666			1,666
193		1,822	-1,629
5,209		6,528	-1,319
4,958		4,983	-25
22,097		24,469	-2,372
206		199	7
1,907		2,337	-430
99		152	-53
1,517		1,755	-238
1,713		2,176	-463
1,587		1,392	195
1,847		1,486	361
888		1,889	-1,001
997		1,098	-101
5,567		4,744	823
4,084		2,970	1,114
1,276		890	386
2,022		2,165	-143
52,919		50,632	2,287

Form 990PF Part IV - Capital Gains and Losses for Tax on Investment Income - Columns i - l

Complete only for assets showing gain in column (h) and owned by the foundation on 12/31/69			(l) Gains (Col (h) gain minus col (k), but not less than -0-) or Losses (from col (h))
(i) FMV as of 12/31/69	(j) Adjusted basis as of 12/31/69	(k) Excess of col (i) over col (j), if any	
			244
			-263
			3,106
			29
			122
			287
			-120
			-116
			242
			20
			249
			1,666
			-1,629
			-1,319
			-25
			-2,372
			7
			-430
			-53
			-238
			-463
			195
			361
			-1,001
			-101
			823
			1,114
			386
			-143
			2,287

Form 990PF Part IV - Capital Gains and Losses for Tax on Investment Income - Columns a - d

(a) List and describe the kind(s) of property sold (e g , real estate, 2-story brick warehouse, or common stock, 200 shs MLC Co )	(b) How acquired P—Purchase D—Donation	(c) Date acquired (mo , day, yr )	(d) Date sold (mo , day, yr )
BHP BILLITON LTD ADR 5 SHARES	P	2008-02-05	2009-12-28
INTEL CORP 25 SHARES	P	2003-07-07	2009-12-28
TEMPLETON INSTL FOREIGN EQUITY 79 99	P	1995-07-11	2009-12-28
PARTNERSHIP PASS-THRU LONG-TERM GN	P		2009-12-31
BANK OF AMERICA 50 SHARES	P	2003-07-07	2009-02-20
INTEL CORP 25 SHARES	P	2003-01-07	2009-04-01
SYMANTEC CORP 70 SHARES	P	2008-07-08	2009-04-01
CHARITABLE INTERMEDIATE TERM FIXED I	P	1998-11-30	2009-04-07
STRYKER CORP 5 SHARES	P	2009-01-29	2009-05-11
PEPSICO INC 15 SHARES	P	2008-12-22	2009-06-04
FIDELITY LOW PRICE 65 7609 SHARES	P	2005-09-12	2009-07-21
CVS/CAREMARK CORP 80 SHARES	P	2007-11-07	2009-09-02
EXXON MOBIL CORP 5 SHARES	P	2008-01-11	2009-09-02
QUANTA SERVICES INC 80 SHARES	P	2009-06-04	2009-09-02
ABBOTT LABS 55 SHARES	P	2005-04-07	2009-09-10
HONEYWELL INTERNATIONAL INC 65 SHARE	P	2003-01-02	2009-09-10
UNITED PARCEL SERVICE INC 5 SHARES	P	2006-05-02	2009-09-10
ABBOTT LABS 25 SHARES	P	2005-04-07	2009-10-09
HONEYWELL INTERNATIONAL INC 45 SHARE	P	2008-07-08	2009-10-09
TARGET CORP 85 SHARES	P	2003-01-07	2009-10-09
PRAXAIR INC 60 SHARES	P	2008-03-13	2009-11-05
ISHARES S&P SMALLCAP 600 INDEX 1250	P	2009-05-27	2009-11-18
CVS/CAREMARK CORP 10 SHARES	P	1970-01-10	2009-12-28
INTERCONTINENETALEXCHANGE INC 5 SHAR	P	2009-12-17	2009-12-28
TEMPLETON INSTL FOREIGN EQUITY 183 6	P	1995-08-10	2009-12-28
CLASS-ACTION STOCK SETTLE AIG	P	2003-01-02	2009-06-16
BANK OF AMERICA 200 SHARES	P	2003-07-07	2009-02-20
JOHNSON & JOHNSON 35 SHARES	P	2003-04-08	2009-04-01
SYMANTEC CORP 30 SHARES	P	2008-12-22	2009-04-01
CHARITABLE INTERMEDIATE TERM FIXED I	P	2000-06-23	2009-04-07

Form 990PF Part IV - Capital Gains and Losses for Tax on Investment Income - Columns e - h

(e) Gross sales price	(f) Depreciation allowed (or allowable)	(g) Cost or other basis plus expense of sale	(h) Gain or (loss) (e) plus (f) minus (g)
380		351	29
505		569	-64
1,543		1,142	401
2,396			2,396
152		2,024	-1,872
376		431	-55
1,068		1,339	-271
734		811	-77
206		208	-2
817		807	10
1,778		2,740	-962
2,917		3,372	-455
343		454	-111
1,714		1,891	-177
2,568		2,664	-96
2,547		1,621	926
282		406	-124
1,250		1,211	39
1,671		2,282	-611
4,242		2,550	1,692
4,853		4,965	-112
65,062		55,000	10,062
323		421	-98
563		535	28
3,543		2,632	911
107			107
606		5,679	-5,073
1,860		2,018	-158
458		378	80
4,572		4,948	-376

Form 990PF Part IV - Capital Gains and Losses for Tax on Investment Income - Columns i - l

Complete only for assets showing gain in column (h) and owned by the foundation on 12/31/69			(l) Gains (Col (h) gain minus col (k), but not less than -0-) or Losses (from col (h))
(i) FMV as of 12/31/69	(j) Adjusted basis as of 12/31/69	(k) Excess of col (i) over col (j), if any	
			29
			-64
			401
			2,396
			-1,872
			-55
			-271
			-77
			-2
			10
			-962
			-455
			-111
			-177
			-96
			926
			-124
			39
			-611
			1,692
			-112
			10,062
			-98
			28
			911
			107
			-5,073
			-158
			80
			-376



Form 990PF Part IV - Capital Gains and Losses for Tax on Investment Income - Columns a - d

(a) List and describe the kind(s) of property sold (e g , real estate, 2-story brick warehouse, or common stock, 200 shs MLC Co )	(b) How acquired P—Purchase D—Donation	(c) Date acquired (mo , day, yr )	(d) Date sold (mo , day, yr )
VANGUARD INTERNATIONAL GROWTH FD 219	P	2006-03-28	2009-05-11
PEPSICO INC 10 SHARES	P	2009-01-29	2009-06-04
FIDELITY LOW PRICE 6 7463 SHARES	P	2005-12-19	2009-07-21
CHESAPEAKE ENERGY CORP 55 SHARES	P	2009-04-17	2009-09-02
GENERAL ELEC CO 75 SHARES	P	2003-01-02	2009-09-02
HENRY SCHEIN INC 30 SHARES	P	2009-04-01	2009-09-02
CVS/CAREMARK CORP 55 SHARES	P	2007-11-07	2009-09-10
INTEL CORP 5 SHARES	P	2003-01-07	2009-09-10
UNITED PARCEL SERVICE INC 35 SHARES	P	2007-06-29	2009-09-10
ABBOTT LABS 50 SHARES	P	2007-11-05	2009-10-09
HONEYWELL INTERNATIONAL INC 15 SHARE	P	2017-12-28	2009-10-09
UNITED PARCEL SERVICE INC 65 SHARES	P	2007-06-29	2009-10-09
PRAXAIR INC 25 SHARES	P	2008-07-08	2009-11-05
ISHARES S&P SMALLCAP 600 INDEX 50 SH	P	2009-06-04	2009-11-18
CELGENE CORP 5 SHARES	P	2009-12-08	2009-12-28
INTERNATIONAL GAME TECHNOLOGY 10 SHA	P	2009-09-10	2009-12-28
TEMPLETON INSTL FOREIGN EQUITY 153 4	P	1995-09-19	2009-12-28
CLASS-ACTION SETTLE CARDINAL HLTH	P	2006-12-31	2009-09-10
BANK OF AMERICA 10 SHARES	P	2008-07-08	2009-02-20
JOHNSON & JOHNSON 85 SHARES	P	2004-07-20	2009-04-01
SYMANTEC CORP 20 SHARES	P	2009-01-29	2009-04-01
CATERPILLAR INC DEL 80 SHARES	P	2007-06-29	2009-04-17
CHARITABLE INTERMEDIATE TERM FIXED I	P	2000-06-23	2009-05-11
KT GOVERNMENT MORTGAGE FUND 162 3418	P	1997-11-14	2009-06-04
FIDELITY LOW PRICE 46 2614 SHARES	P	2005-12-19	2009-07-21
CISCO SYS INC 150 SHARES	P	2003-01-07	2009-09-02
GENZYME CORP GENL DIVISION 20 SHARES	P	2009-04-01	2009-09-02
SCHLUMBERGER LTD 75 SHARES	P	2003-01-03	2009-09-02
CISCO SYS INC 40 SHARES	P	2003-01-07	2009-09-10
INTEL CORP 15 SHARES	P	2003-04-08	2009-09-10

Form 990PF Part IV - Capital Gains and Losses for Tax on Investment Income - Columns e - h

(e) Gross sales price	(f) Depreciation allowed (or allowable)	(g) Cost or other basis plus expense of sale	(h) Gain or (loss) (e) plus (f) minus (g)
28,947		50,000	-21,053
545		518	27
182		276	-94
1,231		1,194	37
988		1,900	-912
1,566		1,197	369
2,012		2,318	-306
99		86	13
1,972		2,576	-604
2,500		2,696	-196
557		398	159
3,630		4,785	-1,155
2,022		2,329	-307
2,602		2,318	284
283		273	10
189		227	-38
2,960		2,199	761
169			169
30		216	-186
4,517		4,788	-271
305		314	-9
2,590		6,324	-3,734
19,400		20,564	-1,164
15,000		16,538	-1,538
1,251		1,893	-642
3,222		2,183	1,039
1,107		1,151	-44
4,066		1,612	2,454
919		582	337
296		257	39

Form 990PF Part IV - Capital Gains and Losses for Tax on Investment Income - Columns i - l

Complete only for assets showing gain in column (h) and owned by the foundation on 12/31/69			(l) Gains (Col (h) gain minus col (k), but not less than -0-) or Losses (from col (h))
(i) FMV as of 12/31/69	(j) Adjusted basis as of 12/31/69	(k) Excess of col (i) over col (j), if any	
			-21,053
			27
			-94
			37
			-912
			369
			-306
			13
			-604
			-196
			159
			-1,155
			-307
			284
			10
			-38
			761
			169
			-186
			-271
			-9
			-3,734
			-1,164
			-1,538
			-642
			1,039
			-44
			2,454
			337
			39

Form 990PF Part IV - Capital Gains and Losses for Tax on Investment Income - Columns a - d

(a) List and describe the kind(s) of property sold (e g , real estate, 2-story brick warehouse, or common stock, 200 shs MLC Co )	(b) How acquired P—Purchase D—Donation	(c) Date acquired (mo , day, yr )	(d) Date sold (mo , day, yr )
VANGUARD CAPITAL OPPORTUNITY FD 176	P	2003-01-02	2009-09-10
ABBOTT LABS 20 SHARES	P	2008-01-11	2009-10-09
HONEYWELL INTERNATIONAL INC 10 SHARE	P	2008-12-22	2009-10-09
UNITED PARCEL SERVICE INC 50 SHARES	P	2008-07-08	2009-10-09
PRAXAIR INC 10 SHARES	P	2008-10-28	2009-11-05
COPART INC 155 SHARES	P	2009-10-09	2009-12-08
CISCO SYS INC 15 SHARES	P	2003-01-07	2009-12-28
JP MORGAN CHASE & CO 25 SHARES	P	2009-04-01	2009-12-28
TEVA PHAMACEUTICAL INDS LTD ADR 5 SH	P	2008-01-11	2009-12-28
BANK OF AMERICA 40 SHARES	P	2008-08-27	2009-02-20
JOHNSON & JOHNSON 15 SHARES	P	2008-03-13	2009-04-01
TAIWAN SEMICONDUCTOR MFG CO ADR 90 S	P	2007-06-29	2009-04-01
CATERPILLAR INC DEL 20 SHARES	P	2008-01-11	2009-04-17
CHARITABLE INTERMEDIATE TERM FIXED I	P	2006-03-28	2009-05-11
CHARITABLE INTERMEDIATE TERM FIXED I	P	2006-03-28	2009-06-04
FIDELITY LOW PRICE 177 511 SHARES	P	2006-09-11	2009-07-21
COLGATE PLAMOLIVE CO 10 SHARES	P	2008-04-22	2009-09-02
HONEYWELL INTERNATIONAL INC 55 SHARE	P	2003-01-02	2009-09-02
SCHWAB CHARELS CORP NEW 145 SHARES	P	2008-03-13	2009-09-02
DIRECTV GROUP INC 110 SHARES	P	2008-02-27	2009-09-10
JP MORGAN CHASE & CO 90 SHARES	P	2008-12-22	2009-09-10
VANGUARD CAPITAL OPPORTUNITY FD 1 2	P	2003-12-22	2009-09-10
ABBOTT LABS 35 SHARES	P	2008-07-08	2009-10-09
HONEYWELL INTERNATIONAL INC 10 SHARE	P	2009-01-29	2009-10-09
UNITED PARCEL SERVICE INC 10 SHARES	P	2008-08-27	2009-10-09
PRAXAIR INC 5 SHARES	P	2008-12-22	2009-11-05
GENZYME CORP GENL DIVISION 125 SHARE	P	2009-04-01	2009-12-08
COVANCE INC 5 SHARES	P	2008-07-08	2009-12-28
MEDTRONIC INC 25 SHARES	P	2003-09-24	2009-12-28
THERMO FISHER SCIENTIFIC INC 5 SHARE	P	2008-01-11	2009-12-28

Form 990PF Part IV - Capital Gains and Losses for Tax on Investment Income - Columns e - h

(e) Gross sales price	(f) Depreciation allowed (or allowable)	(g) Cost or other basis plus expense of sale	(h) Gain or (loss) (e) plus (f) minus (g)
48,683		30,995	17,688
1,000		1,211	-211
371		320	51
2,792		2,984	-192
809		512	297
5,495		5,262	233
359		218	141
1,040		706	334
281		242	39
121		1,186	-1,065
797		934	-137
844		1,001	-157
647		1,341	-694
30,600		32,350	-1,750
130,956		139,136	-8,180
4,800		6,967	-2,167
715		763	-48
1,962		1,372	590
2,555		2,894	-339
2,805		2,896	-91
3,870		2,739	1,131
36		32	4
1,750		1,903	-153
371		334	37
558		637	-79
404		282	122
6,191		7,195	-1,004
272		424	-152
1,102		1,193	-91
242		278	-36

Form 990PF Part IV - Capital Gains and Losses for Tax on Investment Income - Columns i - l

Complete only for assets showing gain in column (h) and owned by the foundation on 12/31/69			(l) Gains (Col (h) gain minus col (k), but not less than -0-) or Losses (from col (h))
(i) FMV as of 12/31/69	(j) Adjusted basis as of 12/31/69	(k) Excess of col (i) over col (j), if any	
			17,688
			-211
			51
			-192
			297
			233
			141
			334
			39
			-1,065
			-137
			-157
			-694
			-1,750
			-8,180
			-2,167
			-48
			590
			-339
			-91
			1,131
			4
			-153
			37
			-79
			122
			-1,004
			-152
			-91
			-36

Form 990PF Part IV - Capital Gains and Losses for Tax on Investment Income - Columns a - d

(a) List and describe the kind(s) of property sold (e g , real estate, 2-story brick warehouse, or common stock, 200 shs MLC Co )	(b) How acquired P—Purchase D—Donation	(c) Date acquired (mo , day, yr )	(d) Date sold (mo , day, yr )
AMGEN 20 SHARES	P	2006-03-28	2009-04-01
JOHNSON & JOHNSON 25 SHARES	P	2008-08-27	2009-04-01
WYETH 110 SHARES	P	2003-01-03	2009-04-01
CATERPILLAR INC DEL 10 SHARES	P	2008-07-08	2009-04-17
INTERNATIONAL BUSINESS MACHINES 45 S	P	2008-01-24	2009-05-18
CHARITABLE INTERMEDIATE TERM FIXED I	P	2006-09-05	2009-06-04
FIDELITY LOW PRICE 17 2615 SHARES	P	2006-12-18	2009-07-21
COMCAST CORP CL A 55 SHARES	P	2003-09-24	2009-09-02
INTEL CORP 110 SHARES	P	2003-01-07	2009-09-02
TAIWAN SEMICONDUCTOR MFG CO ADR 140	P	2007-06-29	2009-09-02
DIRECTV GROUP INC COM 260 SHARES	P	2008-04-24	2009-09-10
JP MORGAN CHASE & CO 15 SHARES	P	2009-04-01	2009-09-10
VANGUARD CAPITAL OPPORTURNITY FD 4 7	P	2004-12-30	2009-09-10
ABBOTT LABS 10 SHARES	P	2008-12-22	2009-10-09
JP MORGAN CHASE & CO 75 SHARES	P	2009-04-01	2009-10-09
UNITED PARCEL SERVICE INC 5 SHARES	P	2008-12-22	2009-10-09
PRAXAIR INC 10 SHARES	P	2009-01-29	2009-11-05
BURLINGTON NORTHERN SANTA FE 60 SHAR	P	2009-10-09	2009-12-10
CUMMINS INC 10 SHARES	P	2009-12-10	2009-12-28
ORACLE CORP 5 SHARES	P	2005-07-27	2009-12-28
UNITED TECHNOLOGIES CORP 40 SHARES	P	2009-10-09	2009-12-28
AMGEN 40 SHARES	P	2006-06-15	2009-04-01
JOHNSON & JOHNSON 5 SHARES	P	2008-12-22	2009-04-01
ARIEL APPRECIATION FUND 1263 962 SHA	P	2003-01-02	2009-04-07
CATERPILLAR INC DEL 5 SHARES	P	2008-12-22	2009-04-17
INTERNATIONAL BUSINESS MACHINES 5 SH	P	2008-07-08	2009-05-18
TAIWAN SEMICONDUCTOR MFG CO ADR 0 04	P	2007-06-29	2009-07-15
FIDELITY LOW PRICE 16 7955 SHARES	P	2007-09-10	2009-07-21
CONOCOPHILLIPS 30 SHARES	P	2008-01-11	2009-09-02
JP MORGAN CHASE & CO 85 SHARES	P	2008-12-22	2009-09-02

Form 990PF Part IV - Capital Gains and Losses for Tax on Investment Income - Columns e - h

(e) Gross sales price	(f) Depreciation allowed (or allowable)	(g) Cost or other basis plus expense of sale	(h) Gain or (loss) (e) plus (f) minus (g)
967		1,473	-506
1,328		1,781	-453
4,766		4,279	487
324		710	-386
4,679		4,798	-119
69,044		74,374	-5,330
467		749	-282
843		1,137	-294
2,155		1,896	259
1,480		1,545	-65
6,631		6,770	-139
645		424	221
132		147	-15
500		525	-25
3,436		2,119	1,317
279		265	14
809		636	173
5,913		4,921	992
473		464	9
124		70	54
2,803		2,485	318
1,934		2,700	-766
266		296	-30
25,368		43,000	-17,632
162		208	-46
520		609	-89
1		1	
454		710	-256
1,333		2,498	-1,165
3,493		2,587	906



Form 990PF Part IV - Capital Gains and Losses for Tax on Investment Income - Columns i - l

Complete only for assets showing gain in column (h) and owned by the foundation on 12/31/69			(l) Gains (Col (h) gain minus col (k), but not less than -0-) or Losses (from col (h))
(i) FM V as of 12/31/69	(j) Adjusted basis as of 12/31/69	(k) Excess of col (i) over col (j), if any	
			-506
			-453
			487
			-386
			-119
			-5,330
			-282
			-294
			259
			-65
			-139
			221
			-15
			-25
			1,317
			14
			173
			992
			9
			54
			318
			-766
			-30
			-17,632
			-46
			-89
			-256
			-1,165
			906

Form 990PF Part IV - Capital Gains and Losses for Tax on Investment Income - Columns a - d

(a) List and describe the kind(s) of property sold (e g , real estate, 2-story brick warehouse, or common stock, 200 shs MLC Co )	(b) How acquired P—Purchase D—Donation	(c) Date acquired (mo , day, yr )	(d) Date sold (mo , day, yr )
TARGET CORP 55 SHARES	P	2003-01-07	2009-09-02
DIRECTV GROUP INC COM 60 SHARES	P	2008-07-08	2009-09-10
MCDONALDS CORP 140 SHARES	P	2003-07-07	2009-09-10
VANGUARD CAPITAL OPPORTUNITY FD 12	P	2005-01-22	2009-09-10
ABBOTT LABS 10 SHARES	P	2009-01-29	2009-10-09
MCDONALDS CORP 130 SHARES	P	2003-07-07	2009-10-09
UNITED PARCEL SERVICE INC 10 SHARES	P	2009-01-29	2009-10-09
TAIWAN SEMICONDUCTOR MFG CO ADR 155	P	2007-06-29	2009-11-05
CHESAPEAKE ENERGY CORP 195 SHARES	P	2009-04-17	2009-12-10
WALT DISNEY CO 50 SHARES	P	2005-04-07	2009-12-28
T ROWE PRICE GROUP INC 5 SHARES	P	2009-04-01	2009-12-28
URBAN OUTFITTERS INC 25 SHARES	P	2009-05-11	2009-12-28
AMGEN 20 SHARES	P	2008-03-13	2009-04-01
JOHNSON & JOHNSON 10 SHARES	P	2009-01-29	2009-04-01
ARIEL APPRECIATION FUND 33 3388 SHAR	P	2004-11-17	2009-04-07
CATERPILLAR INC DEL 5 SHARES	P	2009-01-29	2009-04-17
INTERNATIONAL BUSINESS MACHINES 5 SH	P	2008-12-22	2009-05-18
FIDELITY LOW PRICE 3 901 SHARES	P	2003-01-03	2009-07-21
FIDELITY LOW PRICE 71 3808 SHARES	P	2007-09-10	2009-07-21
COVANCE INC 40 SHARES	P	2008-07-08	2009-09-02
MCDONALDS CORP 55 SHARES	P	2003-07-07	2009-09-02
TEVA PHAMACEUTICAL INDS LTD ADR 35 S	P	2008-01-11	2009-09-02
DIRECTV GROUP INC COM 20 SHARES	P	2008-10-28	2009-09-10
MICROSOFT CORP 170 SHARES	P	2003-01-07	2009-09-10
VANGUARD CAPITAL OPPORTUNITY FD 88	P	2006-12-18	2009-09-10
CONOCOPHILLIPS 35 SHARES	P	2008-01-11	2009-10-09
MCDONALDS CORP 50 SHARES	P	2008-07-08	2009-10-09
WELLS FARGO CO 175 SHARES	P	2003-04-08	2009-10-09
WELLS FARGO CO 55 SHARES	P	2003-04-08	2009-11-05
CHESAPEAKE ENERGY CORP 15 SHARES	P	2009-10-09	2009-12-10

Form 990PF Part IV - Capital Gains and Losses for Tax on Investment Income - Columns e - h

(e) Gross sales price	(f) Depreciation allowed (or allowable)	(g) Cost or other basis plus expense of sale	(h) Gain or (loss) (e) plus (f) minus (g)
2,515		1,650	865
1,530		1,494	36
7,672		3,258	4,414
339		404	-65
500		546	-46
7,358		3,025	4,333
558		455	103
1,500		1,710	-210
4,499		4,233	266
1,593		1,416	177
267		146	121
881		483	398
967		935	32
531		581	-50
669		1,517	-848
162		160	2
520		408	112
105		100	5
1,930		3,019	-1,089
2,133		3,394	-1,261
3,051		1,280	1,771
1,780		1,692	88
510		373	137
4,246		4,717	-471
2,444		3,302	-858
1,775		2,914	-1,139
2,830		2,881	-51
5,098		4,151	947
1,471		1,305	166
346		429	-83

Form 990PF Part IV - Capital Gains and Losses for Tax on Investment Income - Columns i - l

Complete only for assets showing gain in column (h) and owned by the foundation on 12/31/69			(l) Gains (Col (h) gain minus col (k), but not less than -0-) or Losses (from col (h))
(i) FM V as of 12/31/69	(j) Adjusted basis as of 12/31/69	(k) Excess of col (i) over col (j), if any	
			865
			36
			4,414
			-65
			-46
			4,333
			103
			-210
			266
			177
			121
			398
			32
			-50
			-848
			2
			112
			5
			-1,089
			-1,261
			1,771
			88
			137
			-471
			-858
			-1,139
			-51
			947
			166
			-83

Form 990PF Part IV - Capital Gains and Losses for Tax on Investment Income - Columns a - d

(a) List and describe the kind(s) of property sold (e g , real estate, 2-story brick warehouse, or common stock, 200 shs MLC Co )	(b) How acquired P—Purchase D—Donation	(c) Date acquired (mo , day, yr )	(d) Date sold (mo , day, yr )
EMC CORP 355 SHARES	P	2004-06-14	2009-12-28
QUALCOMM INC 10 SHARES	P	2009-04-01	2009-12-28
VISA INC CLA A 5 SHARES	P	2009-05-11	2009-12-28
AMGEN 10 SHARES	P	2008-07-08	2009-04-01
KOHL'S CORP 180 SHARES	P	2008-01-11	2009-04-01
ARIEL APPRECIATION FUND 61 22 SHARES	P	2005-11-17	2009-04-07
WYETH 155 SHARES	P	2003-01-03	2009-04-17
UNITED PARCEL SERVICE INC 70 SHARES	P	2006-03-20	2009-05-18
FIDELITY LOW PRICE 1672 501 SHARES	P	2003-01-08	2009-07-21
FIDELITY LOW PRICE 84 969 SHARES	P	2007-12-17	2009-07-21
DIRECTV GROUP INC 100 SHARES	P	2008-02-27	2009-09-02
MEDTRONIC INC 55 SHARES	P	2003-09-24	2009-09-02
THERMO FISHER SCIENTIFIC INC 35 SHAR	P	2008-01-11	2009-09-02
DIRECTV GROUP INC COM 20 SHARES	P	2008-12-22	2009-09-10
NORTHROP GRUMMAN CORP 20 SHARES	P	2008-01-24	2009-09-10
VANGUARD CAPITAL OPPORTUNITY FD 178	P	2007-12-18	2009-09-10
CONOCOPHILLIPS 15 SHARES	P	2009-01-29	2009-10-09
MCDONALD'S CORP 20 SHARES	P	2008-12-22	2009-10-09
CHESAPEAKE ENERGY CORP 100 SHARES	P	2009-04-17	2009-11-05
WELLS FARGO CO 25 SHARES	P	2008-02-27	2009-11-05
BANK OF NEW YORK MELLON CORP 325 SHA	P	2009-11-05	2009-12-17
EMC CORP 105 SHARES	P	2005-04-07	2009-12-28
QUANTA SERVICES INC 60 SHARES	P	2009-06-04	2009-12-28
XL CAPITAL LTD FGN CLA A 25 SHARES	P	2009-09-10	2009-12-28


Form 990PF Part IV - Capital Gains and Losses for Tax on Investment Income - Columns e - h

(e) Gross sales price	(f) Depreciation allowed (or allowable)	(g) Cost or other basis plus expense of sale	(h) Gain or (loss) (e) plus (f) minus (g)
6,225		4,019	2,206
461		398	63
432		338	94
484		502	-18
7,886		7,045	841
1,229		2,854	-1,625
6,696		6,030	666
3,697		5,479	-1,782
45,224		43,000	2,224
2,298		3,462	-1,164
2,437		2,633	-196
2,099		2,624	-525
1,523		1,947	-424
510		425	85
972		1,559	-587
4,931		6,425	-1,494
761		713	48
1,132		1,217	-85
2,465		2,171	294
669		792	-123
8,687		8,556	131
1,841		1,324	517
1,289		1,418	-129
469		426	43

Form 990PF Part IV - Capital Gains and Losses for Tax on Investment Income - Columns i - l


Complete only for assets showing gain in column (h) and owned by the foundation on 12/31/69			(l) Gains (Col (h) gain minus col (k), but not less than -0-) or Losses (from col (h))
(i) FMV as of 12/31/69	(j) Adjusted basis as of 12/31/69	(k) Excess of col (i) over col (j), if any	
			2,206
			63
			94
			-18
			841
			-1,625
			666
			-1,782
			2,224
			-1,164
			-196
			-525
			-424
			85
			-587
			-1,494
			48
			-85
			294
			-123
			131
			517
			-129
			43

Form 990PF Part XV Line 3 - Grants and Contributions Paid During the Year or Approved for Future Payment


Recipient	If recipient is an individual, show any relationship to any foundation manager or substantial contributor	Foundation status of recipient	Purpose of grant or contribution	Amount
Name and address (home or business)				
<b>a</b> Paid during the year				
AK AMATEUR BASEBALLPO BOX 71154 FAIRBANKS,AK 99707	N/A	PUBLIC CHRTY	RECIPIENT AUTHORIZED EXEMPT PURPOSES	4,500
AK CRIPPLED CHILDREN & ADULTS1020 BARNETTE FAIRBANKS,AK 99701	N/A	PUBLIC CHRTY	RECIPIENT AUTHORIZED EXEMPT PURPOSES	2,100
AK FISH & WILDLIFE CONSERPO BOX 73902 FAIRBANKS,AK 99707	N/A	PUBLIC CHRTY	RECIPIENT AUTHORIZED EXEMPT PURPOSES	1,500
BIG BROTHERS BIG SISTERSPO BOX 73924 FAIRBANKS,AK 99707	N/A	PUBLIC CHRTY	RECIPIENT AUTHORIZED EXEMPT PURPOSES	2,100
BOY SCOUTS MIDNIGHT SUN COUNCIL1400 GILLAM WAY FAIRBANKS,AK 99701	N/A	PUBLIC CHRTY	RECIPIENT AUTHORIZED EXEMPT PURPOSES	2,100
BOYS AND GIRLS CLUB FBKSPPO BOX 74143 FAIRBANKS,AK 99701	N/A	PUBLIC CHRTY	RECIPIENT AUTHORIZED EXEMPT PURPOSES	2,100
BREADLINE507 GAFFNEY RD FAIRBANKS,AK 99701	N/A	PUBLIC CHRTY	RECIPIENT AUTHORIZED EXEMPT PURPOSES	6,000
CAMP FIRE ALASKA COUNCIL565 UNIVERSITY AVE STE 3-A FAIRBANKS,AK 99701	N/A	PUBLIC CHRTY	RECIPIENT AUTHORIZED EXEMPT PURPOSES	2,100
COVENANT HOUSE OF AK609 F STREET ANCHORAGE,AK 99501	N/A	PUBLIC CHRTY	RECIPIENT AUTHORIZED EXEMPT PURPOSES	500
EAGLE HISTORICAL SOCIETY OF ALASKAPO BOX 23 EAGLE,AK 99738	N/A	PUBLIC CHRTY	RECIPIENT AUTHORIZED EXEMPT PURPOSES	2,100
FAIRBANKS ARTS ASSOCIATN2300 AIRPORT WAY FAIRBANKS,AK 99707	N/A	PUBLIC CHRTY	RECIPIENT AUTHORIZED EXEMPT PURPOSES	2,100
FAIRBANKS COMMUNITY FOOD BANK725 26TH AVE FAIRBANKS,AK 99701	N/A	PUBLIC CHRTY	RECIPIENT AUTHORIZED EXEMPT PURPOSES	6,000
FAIRBANKS CONCERT ASSO CN794 UNIVERSITY AVE 104 FAIRBANKS,AK 99709	N/A	PRVT OPER FD	RECIPIENT AUTHORIZED EXEMPT PURPOSES	2,100
FAIRBANKS CURLING CLUB FOUNDATION1962 SECOND AVE FAIRBANKS,AK 99701	N/A	PUBLIC CHRTY	RECIPIENT AUTHORIZED EXEMPT PURPOSES	2,100
FAIRBANKS DRAMA ASSO CN1852 SECOND AVE FAIRBANKS,AK 99701	N/A	PUBLIC CHRTY	RECIPIENT AUTHORIZED EXEMPT PURPOSES	2,100
<b>Total . . . . .</b>  <b>3a</b>				120,000



Form 990PF Part XV Line 3 - Grants and Contributions Paid During the Year or Approved for Future Payment

Recipient	If recipient is an individual, show any relationship to any foundation manager or substantial contributor	Foundation status of recipient	Purpose of grant or contribution	Amount
Name and address (home or business)				
<b>a</b> Paid during the year				
FAIRBANKS LIGHT OPERA THEATERPO BOX 72787 FAIRBANKS,AK 99707	N/A	PUBLIC CHRTY	RECIPIENT AUTHORIZED EXEMPT PURPOSES	2,100
FAIRBANKS RESCUE MISSION723 27TH AVE FAIRBANKS,AK 99701	N/A	PUBLIC CHRTY	RECIPIENT AUTHORIZED EXEMPT PURPOSES	6,000
FAIRBANKS SUMMER ARTS FESTIVALPO BOX 82510 FAIRBANKS,AK 99708	N/A	PUBLIC CHRTY	RECIPIENT AUTHORIZED EXEMPT PURPOSES	6,000
FAIRBANKS SUZUKI INSTITUT OF THE FAIRBANKS SYMPHONY ASSOCIATIONPO BOX 82104 FAIRBANKS,AK 99708	N/A	PUBLIC CHRTY	RECIPIENT AUTHORIZED EXEMPT PURPOSES	2,100
FAIRBANKS SYMPHONY ASSO CNPO BOX 82104 FAIRBANKS,AK 99708	N/A	PUBLIC CHRTY	RECIPIENT AUTHORIZED EXEMPT PURPOSES	2,100
FARTHEST NORTH GIRL SCOUT431 OLD STEESE HWY STE 100 FAIRBANKS,AK 99701	N/A	PUBLIC CHRTY	RECIPIENT AUTHORIZED EXEMPT PURPOSES	2,100
FESTIVAL FAIRBANKS514 SECOND AVE STE 318 FAIRBANKS,AK 99701	N/A	PUBLIC CHRTY	RECIPIENT AUTHORIZED EXEMPT PURPOSES	7,900
FRIENDS OF CREAMERS FIELDPO BOX 81065 FAIRBANKS,AK 99708	N/A	PUBLIC CHRTY	RECIPIENT AUTHORIZED EXEMPT PURPOSES	2,100
HAMILTON ACRES SCHOOL139 FAREWELL AVE FAIRBANKS,AK 99701	N/A	PUBLIC CHRTY	RECIPIENT AUTHORIZED EXEMPT PURPOSES	2,100
HILLSDALE COLLEGE33 E COLLEGE HILLSDALE,MI 49242	N/A	PUBLIC CHRTY	RECIPIENT AUTHORIZED EXEMPT PURPOSES	1,500
HOPE HEART INSTITUTE1710 E JEFFERSON SEATTLE,WA 98122	N/A	PUBLIC CHRTY	RECIPIENT AUTHORIZED EXEMPT PURPOSES	700
ICE ALASKAPO BOX 83134 FAIRBANKS,AK 99708	N/A	PUBLIC CHRTY	RECIPIENT AUTHORIZED EXEMPT PURPOSES	2,100
IMMACULATE CONCEPTION CHURCH115 N CUSHMAN ST FAIRBANKS,AK 99701	N/A	PUBLIC CHRTY	RECIPIENT AUTHORIZED EXEMPT PURPOSES	3,700
INTERIOR ARCTIC AK AERONPO BOX 70437 FAIRBANKS,AK 99707	N/A	PUBLIC CHRTY	RECIPIENT AUTHORIZED EXEMPT PURPOSES	2,100
KJNP RADIOPO BOX 56359 NORTH POLE,AK 99705	N/A	PUBLIC CHRTY	RECIPIENT AUTHORIZED EXEMPT PURPOSES	2,100
<b>Total . . . . .</b>  <b>3a</b>				120,000

Form 990PF Part XV Line 3 - Grants and Contributions Paid During the Year or Approved for Future Payment

Recipient	If recipient is an individual, show any relationship to any foundation manager or substantial contributor	Foundation status of recipient	Purpose of grant or contribution	Amount
Name and address (home or business)				
<b>a</b> Paid during the year				
LITERACY COUNCIL OF AK823 THIRD AVE FAIRBANKS,AK 99701	N/A	PUBLIC CHRTY	RECIPIENT AUTHORIZED EXEMPT PURPOSES	2,100
LOVE INC818 26TH AVE FAIRBANKS,AK 99701	N/A	PUBLIC CHRTY	RECIPIENT AUTHORIZED EXEMPT PURPOSES	1,000
MONROE FOUNDATIONPO BOX 71620 FAIRBANKS,AK 99707	N/A	PUBLIC CHRTY	RECIPIENT AUTHORIZED EXEMPT PURPOSES	2,000
NORTH STAR COUNCIL AGING1424 MOORE ST FAIRBANKS,AK 99701	N/A	PUBLIC CHRTY	RECIPIENT AUTHORIZED EXEMPT PURPOSES	2,500
NORTH STAR DANCE FOUNDTNPO BOX 73486 FAIRBANKS,AK 99707	N/A	PUBLIC CHRTY	RECIPIENT AUTHORIZED EXEMPT PURPOSES	2,100
PACIFIC LEGAL FOUNDATION 10940 NE 33RD PLACE BELLEVUE,WA 98004	N/A	PUBLIC CHRTY	RECIPIENT AUTHORIZED EXEMPT PURPOSES	2,100
SALVATION ARMY2222 S CUSHMAN ST FAIRBANKS,AK 99701	N/A	PUBLIC CHRTY	RECIPIENT AUTHORIZED EXEMPT PURPOSES	6,000
SANTA'S CLEARING HOUSEPO BOX 70710 FAIRBANKS,AK 99707	N/A	PUBLIC CHRTY	RECIPIENT AUTHORIZED EXEMPT PURPOSES	2,100
ST MATTHEWS EPISCOPAL CHURCH1029 FIRST AVE FAIRBANKS,AK 99701	N/A	PUBLIC CHRTY	RECIPIENT AUTHORIZED EXEMPT PURPOSES	6,000
UNITED WAY OF THE TANANA VALLEYPO BOX 74396 FAIRBANKS,AK 99707	N/A	PUBLIC CHRTY	RECIPIENT AUTHORIZED EXEMPT PURPOSES	3,700
UNIVERSITY OF AK FAIRBANKPO BOX 755660 FAIRBANKS,AK 99775	N/A	PUBLIC CHRTY	RECIPIENT AUTHORIZED EXEMPT PURPOSES	2,000
UNIVERSITY OF AK KUACPO BOX 755660 FAIRBANKS,AK 99775	N/A	PUBLIC CHRTY	RECIPIENT AUTHORIZED EXEMPT PURPOSES	2,100
WASHINGTON LEGAL FDN2009 MASSACHUSETTS AVE NW WASHINGTON,DC 20036	N/A	PUBLIC CHRTY	RECIPIENT AUTHORIZED EXEMPT PURPOSES	2,100
<b>Total . . . . .</b>  <b>3a</b>				120,000

**TY 2009 Accounting Fees Schedule**

**Name:** MARION G WEEKS FOUNDATION

**EIN:** 94-3212001

Category	Amount	Net Investment Income	Adjusted Net Income	Disbursements for Charitable Purposes
TAX PREPARATION	5,295			5,295

TY 2009 Investments Corporate  
Stock Schedule

Name: MARION G WEEKS FOUNDATION  
EIN: 94-3212001

Name of Stock	End of Year Book Value	End of Year Fair Market Value
ARIEL APPRECIATION FUND		
FIDELITY LOW PRICED STOCK FUND		
TEMPLETON INSTL FOREIGN EQUITY	134,506	148,530
VANGUARD INTL GROWTH FD		
VANGUARD CAPITAL OPPORTUNITY FD		
PIMCO TOTAL RETURN FD	233,335	238,989
KT GOVERNMENT MORTGAGE FD	68,499	69,357
CHARITABLE INTERMEDIATE TERM FD	159,173	159,593
COLUMBIA ACORN INTERNATL CL A	100,000	113,088
HARBOR INTERNATL FUND	75,000	98,853
ISHARES S&P GSCI COMMODITY INDEX	77,497	83,527
ISHARES BARCLAYS TIPS BOND FUND	401,559	415,600
ISHARES MSCI EMERGING MKTS INDEX FD	92,610	124,500
ISHARES S&P MIDCAP 400 INDEX FD	98,124	108,615
ISHARES S&P SMALLCAP 600 INDEX FD	46,350	54,720
ISHARES S&P SMALLCAP 600 GROWTH FD	20,313	21,428
POWERSHARES DB COMMODITY INDEX FD	24,509	24,620
ABBOT LABS		
ADOBE SYS INC	6,234	8,092
AIR PRODUCTS & CHEMICALS INC	6,729	6,890
AMGEN INC		
APACHE CORP	4,745	5,158
APPLE INC	6,913	12,644
AVON PRODS INC	10,792	9,292
BANK OF AMERICA		
BANK OF NOVA SCOTIA FGN	10,871	11,218
BAXTER INTERNATIONAL INC	2,720	2,934
BHP BILLITON LTD SPONS ADR	6,665	7,658
BOEING		
CATERPILLAR INC DEL		

Name of Stock	End of Year Book Value	End of Year Fair Market Value
CELGENE CORP	6,826	6,960
CHEVRON CORP		
CISCO SYS INC	11,265	14,723
CITIGROUP		
COLGATE PALMOLIVE CO	6,568	7,393
COMCAST CORP CL A	5,105	4,384
CONOCOPHILLIPS		
COVANCE INC	10,938	11,733
CUMMINS INC	7,881	7,796
CVS/CAREMARK CORP	11,650	11,757
DIRECTV GROUP INC		
DOVER CORP		
EATON CORP	6,259	8,271
EMC CORP	3,409	4,455
EO6 RESOURCES INC	10,361	15,081
EXPEDITORS INTL WASH INC	5,969	6,432
EXXON MOBIL CORP	5,273	4,432
FEDEX CORP	6,176	5,841
FREEMPORT-MCMORAN COPPER & GOLD	6,716	7,226
GENERAL ELEC CO	15,173	12,255
GOOGLE INC CL A	9,395	12,400
HENRY SCHEIN INC	6,181	7,627
HEWLETT PACKARD CO	15,748	16,741
HONEYWELL INTERNATIONAL INC		
INTEL CORP	9,554	9,588
INTERCONTINENTALEXCHANGE INC	7,494	7,861
INTERNATIONAL BUSINESS MACHS		
INTERNATIONAL GAME TECHNOLOGY	7,152	5,913
JOHNSON & JOHNSON		
JP MORGAN CHASE & CO	6,960	10,417

Name of Stock	End of Year Book Value	End of Year Fair Market Value
KBR INC	5,963	4,750
KOHL'S		
MCDONALD'S CORP		
MEDTRONIC INC	11,536	10,775
MICROSOFT		
NOBLE CORP	11,541	13,838
NORTHROP GRUMMAN CORP		
ORACLE CORP	9,385	12,265
PEABODY ENERGY CORP	9,742	9,268
PEPSICO		
PRAXAR INC		
PROCTOR & GAMBLE CO		
QUALCOMM INC	8,618	9,946
QUANTA SERVICES INC	6,618	5,835
SCHLUMBERGER LTD	8,812	13,669
SCHWAB CHARLES CORP NEW	11,123	12,892
STRYKER CORP		
SYMANTEC CROP		
T ROWE PRICE GROUP INC	3,933	7,189
TAIWAN SEMICONDUCTOR MFG CO SPONS AD	4,489	5,148
TARGET CORP	5,088	6,046
TELEFONICA S A SPONS ADR	4,653	4,594
TEVA PHARMACEUTICAL INDS LTD SPONS A	12,781	14,607
TEXTRON INC		
THERMO FISHER SCIENTIFIC INC	10,106	10,969
TRANSOCEAN LTD FM COM	9,431	12,420
UNITED PARCEL SERVICE INC		
UNITED TECHNOLOGIES CORP	8,388	9,370
URBAN OUTFITTERS INC	4,246	7,698
VERIZON COMMUNICATIONS INC		

Name of Stock	End of Year Book Value	End of Year Fair Market Value
VISA INC CL A	5,882	7,434
WALT DISNEY CO	9,227	10,320
WELLS FARGO CO		
WYETH		
XILINX INC	6,038	6,516
XL CAPITAL LTD FGN CL A	9,255	9,715

# **TY 2009 Investments Government Obligations Schedule**

**Name:** MARION G WEEKS FOUNDATION

**EIN:** 94-3212001

**US Government Securities - End of  
Year Book Value:**

98,962

**US Government Securities - End of  
Year Fair Market Value:**

94,988

**State & Local Government  
Securities - End of Year Book  
Value:**

**State & Local Government  
Securities - End of Year Fair  
Market Value:**



**TY 2009 Land, Etc. Schedule**

**Name:** MARION G WEEKS FOUNDATION

**EIN:** 94-3212001

Category / Item	Cost / Other Basis	Accumulated Depreciation	Book Value	End of Year Fair Market Value
FARMERS LOOP RD FAIRBANKS AK	178,057		178,057	496,617

TY 2009 Legal Fees Schedule

**Name:** MARION G WEEKS FOUNDATION

**EIN:** 94-3212001

Category	Amount	Net Investment Income	Adjusted Net Income	Disbursements for Charitable Purposes
ATTORNEY FEES	308			

**TY 2009 Other Assets Schedule****Name:** MARION G WEEKS FOUNDATION**EIN:** 94-3212001

Description	Beginning of Year - Book Value	End of Year - Book Value	End of Year - Fair Market Value
MISC JEWELRY 25	2,219	2,219	2,219
PAINTING - DG KING	1,000		
LADIES BROOCH PIN	800	800	800
LADIES RING SIZE 8 5	900	900	900
LADIES RING SZ 9	6,000	6,000	6,000
LADIES RIGN SZ 9 5	6,500	6,500	6,500
LADIES WITTENAUER WATCH	300	300	300
MISCELLANEOUS PAPERS & CERTIFICATES	85	85	85

## TY 2009 Other Expenses Schedule

**Name:** MARION G WEEKS FOUNDATION

**EIN:** 94-3212001

Description	Revenue and Expenses per Books	Net Invest ment Income	Adjusted Net Income	Disbursement s for Charit able Purposes
EXPENSES				
PROPERTY INSURANCE	624	624		
PARTNERSHIP PASS-THRU INVEST	445	445		
INVESTMENT FEES	2	2		

## TY 2009 Other Increases Schedule

**Name:** MARION G WEEKS FOUNDATION

**EIN:** 94-3212001

Description	Amount
MUTUAL/TRUST FDS TAX VS. CASH RECEIPTS DIFFERENCE	1,641

## TY 2009 Other Professional Fees Schedule

**Name:** MARION G WEEKS FOUNDATION

**EIN:** 94-3212001

Category	Amount	Net Investment Income	Adjusted Net Income	Disbursements for Charitable Purposes
PROPERTY INSPECTION	50	50		
PROPERTY APPRAISAL	650	650		

**TY 2009 Taxes Schedule****Name:** MARION G WEEKS FOUNDATION**EIN:** 94-3212001

<b>Category</b>	<b>Amount</b>	<b>Net Investment Income</b>	<b>Adjusted Net Income</b>	<b>Disbursements for Charitable Purposes</b>
PROPERTY TAX	7,553	7,553		
FOREIGN TAXES ON ADR	138	138		
FOREIGN TAXES ON MUTUAL FUNDS	890	890		