



See a Social Security Number? Say Something!
Report Privacy Problems to <https://public.resource.org/privacy>
Or call the IRS Identity Theft Hotline at 1-800-908-4490



**Return of Private Foundation
or Section 4947(a)(1) Nonexempt Charitable Trust
Treated as a Private Foundation**

2009

Department of the Treasury
Internal Revenue Service


Note: The foundation may be able to use a copy of this return to satisfy state reporting requirements

For calendar year 2009, or tax year beginning _____, **2009, and ending** _____

G Check all that apply: Initial return Initial Return of a former public charity Final return
 Amended return Address change Name change

Use the IRS label. Otherwise, print or type. See Specific Instructions.	Wentworth Foundation 107 SE Grand Ave Portland, OR 97214	A Employer identification number 93-6024043 B Telephone number (see the instructions) 503-232-2000 C If exemption application is pending, check here <input type="checkbox"/> ▶ D 1 Foreign organizations, check here <input type="checkbox"/> ▶ 2 Foreign organizations meeting the 85% test, check here and attach computation <input type="checkbox"/> ▶ E If private foundation status was terminated under section 507(b)(1)(A), check here <input type="checkbox"/> ▶ F If the foundation is in a 60-month termination under section 507(b)(1)(B), check here <input type="checkbox"/> ▶
H Check type of organization: <input type="checkbox"/> Section 501(c)(3) exempt private foundation <input type="checkbox"/> Section 4947(a)(1) nonexempt charitable trust <input checked="" type="checkbox"/> Other taxable private foundation		
I Fair market value of all assets at end of year (from Part II, column (c), line 16) ▶ \$ 1,307,496.	J Accounting method <input checked="" type="checkbox"/> Cash <input type="checkbox"/> Accrual <input type="checkbox"/> Other (specify) _____ (Part I, column (d) must be on cash basis.)	

	(a) Revenue and expenses per books	(b) Net investment income	(c) Adjusted net income	(d) Disbursements for charitable purposes (cash basis only)
Part I Analysis of Revenue and Expenses (The total of amounts in columns (b), (c), and (d) may not necessarily equal the amounts in column (a) (see the instructions))				
REVENUE	1 Contributions, gifts, grants, etc., received (att sch) 2 Ck <input checked="" type="checkbox"/> if the foundn is not req to att Sch B 3 Interest on savings and temporary cash investments 4 Dividends and interest from securities 5a Gross rents b Net rental income or (loss) 6a Net gain/(loss) from sale of assets not on line 10 b Gross sales price for all assets on line 6a 7 Capital gain net income (from Part IV, line 2) 8 Net short-term capital gain 9 Income modifications 10a Gross sales less returns and allowances b Less Cost of goods sold c Gross profit/(loss) (att sch) 11 Other income (attach schedule)			
	30,625.	30,625.	30,625.	
	-4,455.			
		0.		
			25,014.	
	26,170.	30,625.	55,639.	
ADMINISTRATIVE EXPENSES	12 Total. Add lines 1 through 11 13 Compensation of officers, directors, trustees, etc 14 Other employee salaries and wages 15 Pension plans, employee benefits 16a Legal fees (attach schedule) b Accounting fees (attach sch) See St 1 c Other prof fees (attach sch) See St 2 17 Interest 18 Taxes (attach schedule)(see instr.) See Stm 3 19 Depreciation (attach sch) and depletion 20 Occupancy 21 Travel, conferences, and meetings 22 Printing and publications 23 Other expenses (attach schedule) 24 Total operating and administrative expenses. Add lines 13 through 23 25 Contributions, gifts, grants paid Stmt 4 26 Total expenses and disbursements. Add lines 24 and 25 27 Subtract line 26 from line 12: a Excess of revenue over expenses and disbursements b Net investment income (if negative, enter -0-) c Adjusted net income (if negative, enter -0-)			
	0.			
	6,925.	4,525.	2,400.	2,400.
	5,762.	5,762.		
	199.	159.	5.	5.
	12,886.	10,446.	2,405.	2,405.
	70,250.			70,250.
	83,136.	10,446.	2,405.	72,655.
	-56,966.			
		20,179.		
			53,234.	



SCANNED OCT 28 2010

14

Part II Balance Sheets		Attached schedules and amounts in the description column should be for end-of-year amounts only (See instructions)		
		Beginning of year	End of year	
		(a) Book Value	(b) Book Value	(c) Fair Market Value
ASSETS	1 Cash – non-interest-bearing	16,430.	31,120.	31,120.
	2 Savings and temporary cash investments	15,466.	19,727.	19,727.
	3 Accounts receivable			
	Less: allowance for doubtful accounts			
	4 Pledges receivable			
	Less: allowance for doubtful accounts			
	5 Grants receivable			
	6 Receivables due from officers, directors, trustees, and other disqualified persons (attach schedule) (see the instructions)			
	7 Other notes and loans receivable (attach sch)			
	Less: allowance for doubtful accounts			
	8 Inventories for sale or use			
	9 Prepaid expenses and deferred charges			
	10a Investments – U.S. and state government obligations (attach schedule)			
	b Investments – corporate stock (attach schedule)	1,214,158.	1,124,118.	1,256,649.
	c Investments – corporate bonds (attach schedule)			
	11 Investments – land, buildings, and equipment: basis			
Less: accumulated depreciation (attach schedule)				
12 Investments – mortgage loans				
13 Investments – other (attach schedule)				
14 Land, buildings, and equipment: basis				
Less: accumulated depreciation (attach schedule)				
15 Other assets (describe)				
16 Total assets (to be completed by all filers – see instructions. Also, see page 1, item I)	1,246,054.	1,174,965.	1,307,496.	
LIABILITIES	17 Accounts payable and accrued expenses			
	18 Grants payable			
	19 Deferred revenue			
	20 Loans from officers, directors, trustees, & other disqualified persons			
	21 Mortgages and other notes payable (attach schedule)			
	22 Other liabilities (describe)			
	23 Total liabilities (add lines 17 through 22)	0.	0.	
NET ASSET BALANCE	Foundations that follow SFAS 117, check here and complete lines 24 through 26 and lines 30 and 31. <input type="checkbox"/>			
	24 Unrestricted			
	25 Temporarily restricted			
	26 Permanently restricted			
	Foundations that do not follow SFAS 117, check here and complete lines 27 through 31. <input checked="" type="checkbox"/>			
	27 Capital stock, trust principal, or current funds			
	28 Paid-in or capital surplus, or land, building, and equipment fund			
	29 Retained earnings, accumulated income, endowment, or other funds	1,246,054.	1,174,965.	
	30 Total net assets or fund balances (see the instructions)	1,246,054.	1,174,965.	
31 Total liabilities and net assets/fund balances (see the instructions)	1,246,054.	1,174,965.		

Part III Analysis of Changes in Net Assets or Fund Balances

1 Total net assets or fund balances at beginning of year – Part II, column (a), line 30 (must agree with end-of-year figure reported on prior year's return)	1	1,246,054.
2 Enter amount from Part I, line 27a	2	-56,966.
3 Other increases not included in line 2 (itemize)	3	
4 Add lines 1, 2, and 3	4	1,189,088.
5 Decreases not included in line 2 (itemize) <u>See Statement 5</u>	5	14,123.
6 Total net assets or fund balances at end of year (line 4 minus line 5) – Part II, column (b), line 30	6	1,174,965.

Part IV Capital Gains and Losses for Tax on Investment Income

(a) List and describe the kind(s) of property sold (e.g., real estate, 2-story brick warehouse; or common stock, 200 shares MLC Company)	(b) How acquired P — Purchase D — Donation	(c) Date acquired (month, day, year)	(d) Date sold (month, day, year)
1a Schwab Capital Gain Distributions	P	Various	12/31/09
b sch attached Charles Schwab	P	Various	Various
c sch attached Charles Schwab	P	Various	Various
d sch attached UBS Financial	P	5/21/08	1/15/09
e sch attached UBS Financial	P	Various	Various

(e) Gross sales price	(f) Depreciation allowed (or allowable)	(g) Cost or other basis plus expense of sale	(h) Gain or (loss) (e) plus (f) minus (g)
a 189.			189.
b 86,345.		61,041.	25,304.
c 106,556.		135,908.	-29,352.
d 15,000.		15,290.	-290.
e 65,000.		65,306.	-306.

Complete only for assets showing gain in column (h) and owned by the foundation on 12/31/69			(l) Gains (Column (h) gain minus column (k), but not less than -0-) or Losses (from column (h))
(i) Fair Market Value as of 12/31/69	(j) Adjusted basis as of 12/31/69	(k) Excess of column (i) over column (j), if any	
a			189.
b			25,304.
c			-29,352.
d			-290.
e			-306.

2 Capital gain net income or (net capital loss). If gain, also enter in Part I, line 7 If (loss), enter -0- in Part I, line 7	2	-4,455.
3 Net short-term capital gain or (loss) as defined in sections 1222(5) and (6): If gain, also enter in Part I, line 8, column (c) (see the instructions) If (loss), enter -0- in Part I, line 8 	3	25,014.

Part V Qualification Under Section 4940(e) for Reduced Tax on Net Investment Income

(For optional use by domestic private foundations subject to the section 4940(a) tax on net investment income.) N/A

If section 4940(d)(2) applies, leave this part blank.

Was the foundation liable for the section 4942 tax on the distributable amount of any year in the base period? Yes No
 If 'Yes,' the foundation does not qualify under section 4940(e) Do not complete this part.

1 Enter the appropriate amount in each column for each year; see the instructions before making any entries			
(a) Base period years Calendar year (or tax year beginning in)	(b) Adjusted qualifying distributions	(c) Net value of noncharitable-use assets	(d) Distribution ratio (column (b) divided by column (c))
2008			
2007			
2006			
2005			
2004			

2 Total of line 1, column (d)	2	
3 Average distribution ratio for the 5-year base period — divide the total on line 2 by 5, or by the number of years the foundation has been in existence if less than 5 years	3	
4 Enter the net value of noncharitable-use assets for 2009 from Part X, line 5	4	
5 Multiply line 4 by line 3	5	
6 Enter 1% of net investment income (1% of Part I, line 27b)	6	
7 Add lines 5 and 6	7	
8 Enter qualifying distributions from Part XII, line 4	8	

If line 8 is equal to or greater than line 7, check the box in Part VI, line 1b, and complete that part using a 1% tax rate See the Part VI instructions.

Part VI Excise Tax Based on Investment Income (Section 4940(a), 4940(b), 4940(e), or 4948 – see the instructions)

1 a Exempt operating foundations described in section 4940(d)(2), check here <input type="checkbox"/> and enter 'N/A' on line 1. Date of ruling or determination letter: _____ (attach copy of letter if necessary - see instr.)			
b Domestic foundations that meet the section 4940(e) requirements in Part V, check here <input type="checkbox"/> and enter 1% of Part I, line 27b .		1	404.
c All other domestic foundations enter 2% of line 27b. Exempt foreign organizations enter 4% of Part I, line 12, column (b)			
2 Tax under section 511 (domestic section 4947(a)(1) trusts and taxable foundations only. Others enter -0-)		2	0.
3 Add lines 1 and 2		3	404.
4 Subtitle A (income) tax (domestic section 4947(a)(1) trusts and taxable foundations only Others enter -0-)		4	0.
5 Tax based on investment income. Subtract line 4 from line 3. If zero or less, enter -0-		5	404.
6 Credits/Payments:			
a 2009 estimated tax pmts and 2008 overpayment credited to 2009	6a	1,555.	
b Exempt foreign organizations – tax withheld at source	6b		
c Tax paid with application for extension of time to file (Form 8868).	6c		
d Backup withholding erroneously withheld	6d		
7 Total credits and payments. Add lines 6a through 6d	7	1,555.	
8 Enter any penalty for underpayment of estimated tax. Check here <input type="checkbox"/> if Form 2220 is attached	8		
9 Tax due. If the total of lines 5 and 8 is more than line 7, enter amount owed	9	0.	
10 Overpayment. If line 7 is more than the total of lines 5 and 8, enter the amount overpaid.	10	1,151.	
11 Enter the amount of line 10 to be: Credited to 2010 estimated tax 1,151. Refunded	11	0.	

Part VII-A Statements Regarding Activities

	Yes	No
1 a During the tax year, did the foundation attempt to influence any national, state, or local legislation or did it participate or intervene in any political campaign?		X
b Did it spend more than \$100 during the year (either directly or indirectly) for political purposes (see the instructions for definition)? <i>If the answer is 'Yes' to 1a or 1b, attach a detailed description of the activities and copies of any materials published or distributed by the foundation in connection with the activities.</i>		X
c Did the foundation file Form 1120-POL for this year?		X
d Enter the amount (if any) of tax on political expenditures (section 4955) imposed during the year: (1) On the foundation ▶ \$ 0. (2) On foundation managers ▶ \$ 0.		
e Enter the reimbursement (if any) paid by the foundation during the year for political expenditure tax imposed on foundation managers. ▶ \$ 0.		
2 Has the foundation engaged in any activities that have not previously been reported to the IRS? <i>If 'Yes,' attach a detailed description of the activities.</i>		X
3 Has the foundation made any changes, not previously reported to the IRS, in its governing instrument, articles of incorporation, or bylaws, or other similar instruments? <i>If 'Yes,' attach a conformed copy of the changes</i>		X
4 a Did the foundation have unrelated business gross income of \$1,000 or more during the year?	X	
b If 'Yes,' has it filed a tax return on Form 990-T for this year?	X	
5 Was there a liquidation, termination, dissolution, or substantial contraction during the year? <i>If 'Yes,' attach the statement required by General Instruction T.</i>		X
6 Are the requirements of section 508(e) (relating to sections 4941 through 4945) satisfied either: • By language in the governing instrument, or • By state legislation that effectively amends the governing instrument so that no mandatory directions that conflict with the state law remain in the governing instrument?		X
7 Did the foundation have at least \$5,000 in assets at any time during the year? <i>If 'Yes,' complete Part II, column (c), and Part XV</i>	X	
8 a Enter the states to which the foundation reports or with which it is registered (see the instructions) ▶ N/A		
b If the answer is 'Yes' to line 7, has the foundation furnished a copy of Form 990-PF to the Attorney General (or designate) of each state as required by <i>General Instruction G</i> ? <i>If 'No,' attach explanation</i>	X	
9 Is the foundation claiming status as a private operating foundation within the meaning of section 4942(j)(3) or 4942(j)(5) for calendar year 2009 or the taxable year beginning in 2009 (see instructions for Part XIV)? <i>If 'Yes,' complete Part XIV</i>		X
10 Did any persons become substantial contributors during the tax year? <i>If 'Yes,' attach a schedule listing their names and addresses.</i>		X

Part VII-A Statements Regarding Activities Continued

11	At any time during the year, did the foundation, directly or indirectly, own a controlled entity within the meaning of section 512(b)(13)? If 'Yes', attach schedule (see instructions)	11		X
12	Did the foundation acquire a direct or indirect interest in any applicable insurance contract before August 17, 2008?	12		X
13	Did the foundation comply with the public inspection requirements for its annual returns and exemption application? Website address	13	X	
14 The books are in care of ▶ <u>Maurice R. Williams</u> Telephone no ▶ <u>503-228-5277</u> Located at ▶ <u>230 NW 10th Ave Portland OR</u> ZIP + 4 ▶ <u>97209</u>				
15 Section 4947(a)(1) nonexempt charitable trusts filing Form 990-PF in lieu of Form 1041 - Check here and enter the amount of tax-exempt interest received or accrued during the year ▶ <u>15</u> N/A ▶ <input type="checkbox"/> N/A				

Part VII-B Statements Regarding Activities for Which Form 4720 May Be Required

File Form 4720 if any item is checked in the 'Yes' column, unless an exception applies.

		Yes	No
1a	During the year did the foundation (either directly or indirectly):		
(1)	Engage in the sale or exchange, or leasing of property with a disqualified person? <input type="checkbox"/> Yes <input checked="" type="checkbox"/> No		
(2)	Borrow money from, lend money to, or otherwise extend credit to (or accept it from) a disqualified person? <input type="checkbox"/> Yes <input checked="" type="checkbox"/> No		
(3)	Furnish goods, services, or facilities to (or accept them from) a disqualified person? <input type="checkbox"/> Yes <input checked="" type="checkbox"/> No		
(4)	Pay compensation to, or pay or reimburse the expenses of, a disqualified person? <input type="checkbox"/> Yes <input checked="" type="checkbox"/> No		
(5)	Transfer any income or assets to a disqualified person (or make any of either available for the benefit or use of a disqualified person)? <input type="checkbox"/> Yes <input checked="" type="checkbox"/> No		
(6)	Agree to pay money or property to a government official? (Exception. Check 'No' if the foundation agreed to make a grant to or to employ the official for a period after termination of government service, if terminating within 90 days) <input type="checkbox"/> Yes <input checked="" type="checkbox"/> No		
b	If any answer is 'Yes' to 1a(1)-(6), did any of the acts fail to qualify under the exceptions described in Regulations section 53.4941(d)-3 or in a current notice regarding disaster assistance (see the instructions)? Organizations relying on a current notice regarding disaster assistance check here ▶ <input type="checkbox"/>	1b	N/A
c	Did the foundation engage in a prior year in any of the acts described in 1a, other than excepted acts, that were not corrected before the first day of the tax year beginning in 2009?	1c	X
2	Taxes on failure to distribute income (section 4942) (does not apply for years the foundation was a private operating foundation defined in section 4942(j)(3) or 4942(j)(5)):		
a	At the end of tax year 2009, did the foundation have any undistributed income (lines 6d and 6e, Part XIII) for tax year(s) beginning before 2009? <input type="checkbox"/> Yes <input checked="" type="checkbox"/> No If 'Yes,' list the years ▶ 20__ , 20__ , 20__ , 20__		
b	Are there any years listed in 2a for which the foundation is not applying the provisions of section 4942(a)(2) (relating to incorrect valuation of assets) to the year's undistributed income? (If applying section 4942(a)(2) to all years listed, answer 'No' and attach statement - see the instructions)	2b	N/A
c	If the provisions of section 4942(a)(2) are being applied to any of the years listed in 2a, list the years here. ▶ 20__ , 20__ , 20__ , 20__		
3a	Did the foundation hold more than a 2% direct or indirect interest in any business enterprise at any time during the year? <input type="checkbox"/> Yes <input checked="" type="checkbox"/> No		
b	If 'Yes,' did it have excess business holdings in 2009 as a result of (1) any purchase by the foundation or disqualified persons after May 26, 1969, (2) the lapse of the 5-year period (or longer period approved by the Commissioner under section 4943(c)(7)) to dispose of holdings acquired by gift or bequest, or (3) the lapse of the 10-, 15-, or 20-year first phase holding period? (Use Schedule C, Form 4720, to determine if the foundation had excess business holdings in 2009)	3b	N/A
4a	Did the foundation invest during the year any amount in a manner that would jeopardize its charitable purposes?	4a	X
b	Did the foundation make any investment in a prior year (but after December 31, 1969) that could jeopardize its charitable purpose that had not been removed from jeopardy before the first day of the tax year beginning in 2009?	4b	X

Part VII-B Statements Regarding Activities for Which Form 4720 May Be Required (continued)

5a During the year did the foundation pay or incur any amount to:

(1) Carry on propaganda, or otherwise attempt to influence legislation (section 4945(e))? Yes No

(2) Influence the outcome of any specific public election (see section 4955); or to carry on, directly or indirectly, any voter registration drive? Yes No

(3) Provide a grant to an individual for travel, study, or other similar purposes? Yes No

(4) Provide a grant to an organization other than a charitable, etc, organization described in section 509(a)(1), (2), or (3), or section 4940(d)(2)? (see instructions) Yes No

(5) Provide for any purpose other than religious, charitable, scientific, literary, or educational purposes, or for the prevention of cruelty to children or animals? Yes No

b If any answer is 'Yes' to 5a(1)-(5), did any of the transactions fail to qualify under the exceptions described in Regulations section 53.4945 or in a current notice regarding disaster assistance (see instructions)? Yes No

Organizations relying on a current notice regarding disaster assistance check here

c If the answer is 'Yes' to question 5a(4), does the foundation claim exemption from the tax because it maintained expenditure responsibility for the grant? Yes No

If 'Yes,' attach the statement required by Regulations section 53.4945-5(d). N/A

6a Did the foundation, during the year, receive any funds, directly or indirectly, to pay premiums on a personal benefit contract? Yes No

b Did the foundation, during the year, pay premiums, directly or indirectly, on a personal benefit contract? Yes No

If 'Yes' to 6b, file Form 8870.

7a At any time during the tax year, was the foundation a party to a prohibited tax shelter transaction? Yes No

b If yes, did the foundation receive any proceeds or have any net income attributable to the transaction? Yes No

Part VIII Information About Officers, Directors, Trustees, Foundation Managers, Highly Paid Employees, and Contractors

1 List all officers, directors, trustees, foundation managers and their compensation (see instructions).

(a) Name and address	(b) Title and average hours per week devoted to position	(c) Compensation (if not paid, enter -0-)	(d) Contributions to employee benefit plans and deferred compensation	(e) Expense account, other allowances
GREGORY T. WENTWORTH 107 S.E. GRAND AVE. PORTLAND, OR 97214	PRESIDENT 0	0.	0.	0.
SCOTT WENTWORTH 650 Sand Ave EUGENE, OR 97401	VICE-PRESIDE 0	0.	0.	0.
MAURICE R WILLIAMS 230 N.W. TENTH AVE. PORTLAND, OR 97209	SECRETARY 0	0.	0.	0.
ROBERT C WENTWORTH 107 S.E. GRAND AVE. PORTLAND, OR 97214	TREASURER 0	0.	0.	0.

2 Compensation of five highest-paid employees (other than those included on line 1— see instructions). If none, enter 'NONE.'

(a) Name and address of each employee paid more than \$50,000	(b) Title and average hours per week devoted to position	(c) Compensation	(d) Contributions to employee benefit plans and deferred compensation	(e) Expense account, other allowances
None				

Total number of other employees paid over \$50,000 0

Part VIII Information About Officers, Directors, Trustees, Foundation Managers, Highly Paid Employees, and Contractors (continued)

3 Five highest-paid independent contractors for professional services -- (see instructions). If none, enter 'NONE.'

(a) Name and address of each person paid more than \$50,000	(b) Type of service	(c) Compensation
None		

Total number of others receiving over \$50,000 for professional services ▶ 0

Part IX-A Summary of Direct Charitable Activities

List the foundation's four largest direct charitable activities during the tax year. Include relevant statistical information such as the number of organizations and other beneficiaries served, conferences convened, research papers produced, etc.

	Expenses
1 N/A	

2	

3	

4	

Part IX-B Summary of Program-Related Investments (see instructions)

Describe the two largest program-related investments made by the foundation during the tax year on lines 1 and 2	Amount
1 N/A	

2	

All other program-related investments See instructions.	
3	

Total. Add lines 1 through 3	▶ 0.

BAA

Part X **Minimum Investment Return** (All domestic foundations must complete this part. Foreign foundations, see instructions.)

1 Fair market value of assets not used (or held for use) directly in carrying out charitable, etc, purposes		
a Average monthly fair market value of securities	1a	1,220,029.
b Average of monthly cash balances	1b	38,372.
c Fair market value of all other assets (see instructions)	1c	
d Total (add lines 1a, b, and c)	1d	1,258,401.
e Reduction claimed for blockage or other factors reported on lines 1a and 1c (attach detailed explanation)	1e	0.
2 Acquisition indebtedness applicable to line 1 assets	2	0.
3 Subtract line 2 from line 1d	3	1,258,401.
4 Cash deemed held for charitable activities Enter 1-1/2% of line 3 (for greater amount, see instructions)	4	18,876.
5 Net value of noncharitable-use assets. Subtract line 4 from line 3 Enter here and on Part V, line 4	5	1,239,525.
6 Minimum investment return. Enter 5% of line 5	6	61,976.

Part XI **Distributable Amount** (see instructions) (Section 4942(j)(3) and (j)(5) private operating foundations and certain foreign organizations check here and do not complete this part.)

1 Minimum investment return from Part X, line 6	1	61,976.
2a Tax on investment income for 2009 from Part VI, line 5	2a	404.
b Income tax for 2009 (This does not include the tax from Part VI)	2b	
c Add lines 2a and 2b	2c	404.
3 Distributable amount before adjustments Subtract line 2c from line 1	3	61,572.
4 Recoveries of amounts treated as qualifying distributions	4	
5 Add lines 3 and 4	5	61,572.
6 Deduction from distributable amount (see instructions)	6	
7 Distributable amount as adjusted Subtract line 6 from line 5 Enter here and on Part XIII, line 1	7	61,572.

Part XII **Qualifying Distributions** (see instructions)

1 Amounts paid (including administrative expenses) to accomplish charitable, etc, purposes		
a Expenses, contributions, gifts, etc – total from Part I, column (d), line 26	1a	72,655.
b Program-related investments – total from Part IX-B	1b	
2 Amounts paid to acquire assets used (or held for use) directly in carrying out charitable, etc, purposes	2	
3 Amounts set aside for specific charitable projects that satisfy the		
a Suitability test (prior IRS approval required)	3a	
b Cash distribution test (attach the required schedule)	3b	
4 Qualifying distributions Add lines 1a through 3b. Enter here and on Part V, line 8, and Part XIII, line 4	4	72,655.
5 Foundations that qualify under section 4940(e) for the reduced rate of tax on net investment income Enter 1% of Part I, line 27b (see instructions)	5	
6 Adjusted qualifying distributions. Subtract line 5 from line 4	6	72,655.

Note: The amount on line 6 will be used in Part V, column (b), in subsequent years when calculating whether the foundation qualifies for the section 4940(e) reduction of tax in those years

Part XIII Undistributed Income (see instructions)

	(a) Corpus	(b) Years prior to 2008	(c) 2008	(d) 2009
1 Distributable amount for 2009 from Part XI, line 7				61,572.
2 Undistributed income, if any, as of the end of 2009				
a Enter amount for 2008 only			0.	
b Total for prior years: 20 __, 20 __, 20 __		0.		
3 Excess distributions carryover, if any, to 2009				
a From 2004				
b From 2005				
c From 2006				
d From 2007				2,905.
e From 2008				8,631.
f Total of lines 3a through e	11,536.			
4 Qualifying distributions for 2009 from Part XII, line 4. ▶ \$ 72,655.				
a Applied to 2008, but not more than line 2a			0.	
b Applied to undistributed income of prior years (Election required – see instructions)		0.		
c Treated as distributions out of corpus (Election required – see instructions)	0.			
d Applied to 2009 distributable amount				61,572.
e Remaining amount distributed out of corpus	11,083.			
5 Excess distributions carryover applied to 2009. (If an amount appears in column (d), the same amount must be shown in column (a).)	0.			0.
6 Enter the net total of each column as indicated below:				
a Corpus Add lines 3f, 4c, and 4e Subtract line 5	22,619.			
b Prior years' undistributed income Subtract line 4b from line 2b		0.		
c Enter the amount of prior years' undistributed income for which a notice of deficiency has been issued, or on which the section 4942(a) tax has been previously assessed		0.		
d Subtract line 6c from line 6b Taxable amount – see instructions		0.		
e Undistributed income for 2008 Subtract line 4a from line 2a. Taxable amount – see instructions			0.	
f Undistributed income for 2009 Subtract lines 4d and 5 from line 1 This amount must be distributed in 2010				0.
7 Amounts treated as distributions out of corpus to satisfy requirements imposed by section 170(b)(1)(F) or 4942(g)(3) (see instructions)	0.			
8 Excess distributions carryover from 2004 not applied on line 5 or line 7 (see instructions)	0.			
9 Excess distributions carryover to 2010. Subtract lines 7 and 8 from line 6a	22,619.			
10 Analysis of line 9.				
a Excess from 2005				
b Excess from 2006				
c Excess from 2007				2,905.
d Excess from 2008				8,631.
e Excess from 2009				11,083.

Part XIV Private Operating Foundations (see instructions and Part VII-A, question 9)

N/A

1 a If the foundation has received a ruling or determination letter that it is a private operating foundation, and the ruling is effective for 2009, enter the date of the ruling ▶

b Check box to indicate whether the foundation is a private operating foundation described in section 4942(j)(3) or 4942(j)(5)

2 a Enter the lesser of the adjusted net income from Part I or the minimum investment return from Part X for each year listed

	Tax year	Prior 3 years			
	(a) 2009	(b) 2008	(c) 2007	(d) 2006	(e) Total
b 85% of line 2a					
c Qualifying distributions from Part XII, line 4 for each year listed					
d Amounts included in line 2c not used directly for active conduct of exempt activities.					
e Qualifying distributions made directly for active conduct of exempt activities. Subtract line 2d from line 2c					
3 Complete 3a, b, or c for the alternative test relied upon:					
a 'Assets' alternative test – enter:					
(1) Value of all assets					
(2) Value of assets qualifying under section 4942(j)(3)(B)(i)					
b 'Endowment' alternative test – enter 2/3 of minimum investment return shown in Part X, line 6 for each year listed					
c 'Support' alternative test – enter:					
(1) Total support other than gross investment income (interest, dividends, rents, payments on securities loans (section 512(a)(5)), or royalties)					
(2) Support from general public and 5 or more exempt organizations as provided in section 4942(j)(3)(B)(iii)					
(3) Largest amount of support from an exempt organization					
(4) Gross investment income					

Part XV Supplementary Information (Complete this part only if the organization had \$5,000 or more in assets at any time during the year – see instructions.)

1 Information Regarding Foundation Managers:

a List any managers of the foundation who have contributed more than 2% of the total contributions received by the foundation before the close of any tax year (but only if they have contributed more than \$5,000). (See section 507(d)(2).)

None

b List any managers of the foundation who own 10% or more of the stock of a corporation (or an equally large portion of the ownership of a partnership or other entity) of which the foundation has a 10% or greater interest

None

2 Information Regarding Contribution, Grant, Gift, Loan, Scholarship, etc, Programs:

Check here if the foundation only makes contributions to preselected charitable organizations and does not accept unsolicited requests for funds. If the foundation makes gifts, grants, etc, (see instructions) to individuals or organizations under other conditions, complete items 2a, b, c, and d

a The name, address, and telephone number of the person to whom applications should be addressed.

See Statement 6

b The form in which applications should be submitted and information and materials they should include:

See Statement for Line 2a

c Any submission deadlines:

See Statement for Line 2a

d Any restrictions or limitations on awards, such as by geographical areas, charitable fields, kinds of institutions, or other factors:

See Statement for Line 2a

Part XV Supplementary Information (continued)

3 Grants and Contributions Paid During the Year or Approved for Future Payment

Recipient	If recipient is an individual, show any relationship to any foundation manager or substantial contributor	Foundation status of recipient	Purpose of grant or contribution	Amount
Name and address (home or business)				
<i>a Paid during the year</i>				
Total				▶ 3a
<i>b Approved for future payment</i>				
Total				▶ 3b



RBC Wealth Management

RBC Wealth Management, a division of RBC Capital Markets Corporation, Member NYSE/FINRA/SIPC



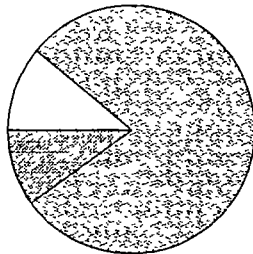
ACCOUNT STATEMENT

DECEMBER 1, 2009 - DECEMBER 31, 2009

DUPLICATE COPY

Account number 312-1351 Page 3 of 4

ASSET ALLOCATION SUMMARY



	CURRENT VALUE	PERCENT
<input type="checkbox"/> Cash and money market	\$49,664.44	11%
<input type="checkbox"/> US equities	360,969.72	79%
<input type="checkbox"/> Taxable fixed income	45,281.97	10%
Current account value	\$455,916.13	100%

Mutual funds are included in the above categories. Funds that invest in more than one category are reported as "Mixed Assets".

The cash and money market figure is net of debits including any margin debit, if applicable.

INVESTMENT OBJECTIVE

The investment objective for this account is: Growth

If your investment objective for this account is not listed, or if your investment needs have changed, please discuss with your Financial Consultant. Please see "About Your Investment Objective and Advisory Risk Profile" on page 2 for further information.

GAIN/LOSS SUMMARY

	THIS PERIOD	THIS YEAR
Total realized gain or loss	\$0.00	\$0.00
Short-term gain or loss	0.00	0.00
Long-term gain or loss	0.00	0.00
Unrealized gain or loss		\$96,718.06

AS OF DECEMBER 31, 2009

Gain/loss information is presented only for selected securities. Gain/loss information, if presented, includes only the securities for which we have original cost information. If you know the original cost of securities not purchased at RBC but included in your statement under "Asset Detail" and marked as N/A, please contact your Financial Consultant. Please see "About Your Statement" on page 2 for further information.

ACTIVITY SUMMARY

Total account value last statement		\$0.00
Cash activity		
Beginning balance	0.00	
Money coming into your account		
Deposits	49,664.41	
Dividends	0.03	
Total	49,664.44	
Money going out of your account		
Total	0.00	
Ending balance	49,664.44	
Net change cash activity		\$49,664.44

Change in security value

Beginning value of priced securities	0.00
Securities transferred in	409,203.43
Change in value of priced securities	-2,951.74
Ending value of priced securities	406,251.69
Net change in securities value	\$406,251.69
Total account value as of December 31, 2009	\$455,916.13



**INVESTMENT ACCESS
ACCOUNT STATEMENT
2009 ANNUAL STATEMENT
DUPLICATE COPY**


RBC Wealth Management



RBC Wealth Management, a division of
RBC Capital Markets Corporation, Member NYSE/FINRA/SIPC.

ASSET ALLOCATION SUMMARY

	CURRENT VALUE	PERCENT
<input type="checkbox"/> Cash and money market	\$31,967.91	100%
Current account value	\$31,967.91	100%



Mutual funds are included in the above categories. Funds that invest in more than one category are reported as "Mixed Assets."

The cash and money market figure is net of debits including any margin debit, if applicable.

INVESTMENT OBJECTIVE

The investment objective for this account is: **Growth**
If your investment objective for this account is not listed, or if your investment needs have changed, please discuss with your Financial Consultant. Please see "About Your Investment Objective and Advisory Risk Profile" on page 2 for further information.

GAIN/LOSS SUMMARY

Total realized gain or loss	\$0.00
Short-term gain or loss	0.00
Long-term gain or loss	0.00
Unrealized gain or loss	\$0.00

AS OF DECEMBER 31, 2009

Gain/loss information is presented only for selected securities. Gain/loss information, if presented, includes only the securities for which we have original cost information. If you know the original cost of securities not purchased at RBC but included in your statement under "Asset Detail" and marked as N/A, please contact your Financial Consultant. Please see "About Your Statement" on page 2 for further information.

ACTIVITY SUMMARY

Total account value last year	\$0.00
Cash activity	
Beginning balance	0.00
Money coming into your account	
Deposits	98,178.42
Interest	322.50
Dividends	1,657.40
Total	100,158.32
Money going out of your account	
Cash withdrawals	-49,664.41
Checks written	-18,350.00
Fees	-176.00
Total	-68,190.41
Ending balance	31,967.91
Net change cash activity	\$31,967.91
Change in security value	
Beginning value of priced securities	0.00
Securities transferred in	422,081.19
Securities transferred out	-409,203.43
Change in value of priced securities	-12,877.76
Ending value of priced securities	0.00
Net change in securities value	\$0.00
Total account value as of December 31, 2009	\$31,967.91

Chinook Capital Management LLC
PORTFOLIO APPRAISAL
Wentworth Foundation
9318-8801 (Schwab)
December 31, 2009

Date	Quantity	Security	Unit Cost	Total Cost	Price	Market Value	Pct. Assets	Unrealized Gain/Loss	Pct G/L	Yield
CONSERVATIVE GROWTH										
Materials & Processing										
10-22-08	163 0000	MONSANTO COMPANY	75 62	12,326 45	81 75	13,325 25	1 6	998 80	8 10	0 0
Conglomerates										
09-19-06	721 0000	GENERAL ELECTRIC	31 89	22,994 67	15 13	10,908 73	1 3	-12,085 94	-52 56	5.3
Financial Services										
10-11-01	850 0000	BANKAMERICA CORP	25 95	22,057 27	15 06	12,801 00	1.6	-9,256 27	-41 96	0 0
06-29-09	865 0000	CHARLES SCHWAB INC	17 92	15,499 97	18 82	16,279 30	2 0	779 33	5.03	0 0
01-31-08	390 0000	JP MORGAN CHASE	44 37	17,304.36	41 67	16,251 30	2 0	-1,053 06	-6 09	0 0
Healthcare										
05-14-08	401 0000	ALLERGAN INC	51 99	20,849 24	63 01	25,267 01	3 1	4,417 77	21 19	?
05-22-09	284 0000	CELGENE CORP	39 92	11,337 82	55 68	15,813 12	1 9	4,475 30	39 47	?
08-29-07	449 0000	GILEAD SCIENCES	35 66	16,012 93	43 27	19,428 23	2 4	3,415 30	21 33	0 0
03-21-07	466 0000	MEDCO HEALTH	34 81	16,221 40	63 91	29,782 06	3 6	13,560 66	83 60	0 0
05-24-06	415 0000	MEDTRONIC INC	50 01	20,756 17	43 98	18,251 70	2 2	-2,504 47	-12 07	0 6
12-12-08	340 0000	STRYKER CORP	40 05	13,617 30	50 37	17,125 80	2 1	3,508 50	25 77	0 2
10-23-06	585 0000	UNITEDHEALTH GRP	42 65	24,949 29	30 48	17,830 80	2 2	-7,118 49	-28 53	0 3
07-25-07	466 0000	VARIAN MED SYS	42 70	19,898 36	46 85	21,832 10	2 7	1,933 74	9 72	0 0
Services										
01-14-08	688 0000	ACCENTURE PLC	33 62	23,131.38	41 50	28,552 00	3 5	5,420 62	23 43	0 0
06-09-09	184 0000	APOLLO GROUP INC	64 93	11,946 31	60 58	11,146 72	1 4	-799 59	-6.69	0 0
09-18-07	526 0000	BEST BUY CO	44 38	23,343 25	39 46	20,755 96	2.5	-2,587 29	-11 08	0 0
03-06-07	490 0000	INTL GAME TECH	40.00	19,599 81	18 77	9,197.30	1 1	-10,402 51	-53 07	2 6
05-12-05	805 0000	STAPLES INC	19 64	15,810 48	24.59	19,794 95	2.4	3,984 47	25 20	0.5
08-11-09	254 0000	STERICYCLE INC	50 33	12,783 73	55 17	14,013 18	1 7	1,229 45	9 62	?
Technology										
02-05-09	1,012 0000	ACTIVISION BLIZZARD	9 71	9,825 02	11 11	11,243 32	1 4	1,418 30	14 44	?
10-09-09	556.0000	CISCO SYSTEMS INC	24 09	13,395 53	23 94	13,310 64	1 6	-84 89	-0 63	0.0
05-20-09	1,016 0000	DELL COMPUTER CORP	11 26	11,437.68	14 36	14,589 76	1.8	3,152 08	27 56	?
01-30-09	75 0000	FIRST SOLAR	139 61	10,470 95	135.40	10,155 00	1 2	-315 95	-3 02	?
11-13-09	469 0000	GAMESTOP CORP	23 65	11,091 23	21.94	10,289 86	1 3	-801 37	-7 23	?
06-04-99	995 0000	INTEL CORP	25 75	25,621 05	20 40	20,298 00	2 5	-5,323 05	-20 78	1 6
06-06-03	265 0000	L-3 COMM HLDGS INC	44.32	11,744 77	86 95	23,041 75	2 8	11,296 98	96 19	0 6
11-02-09	381 0000	QUALCOMM INC	41 58	15,841 82	46 26	17,625 06	2 1	1,783 24	11 26	0 6
08-06-04	470 0000	THERMO ELECTRON	28 35	13,325 28	47 69	22,414 30	2 7	9,089 02	68.21	0 0
				463,193 53		481,324 20	58 7	18,130 67	3 91	
EQUITY MUTUAL FUNDS										
Small Cap										
12-31-08	1,073 5740	BUFFALO SM GWTH FND	16 38	17,581.77	22 48	24,133 94	2 9	6,552 17	37 27	0 0
12-31-08	594 8660	NORTHERN SM VAL FND	10 53	6,265.98	12 29	7,310 90	0 9	1,044 92	16 68	?

Chinook Capital Management LLC
PORTFOLIO APPRAISAL
Wentworth Foundation
9318-8801 (Schwab)
December 31, 2009

Date	Quantity	Security	Unit Cost	Total Cost	Price	Market Value	Pct. Assets	Unrealized Gain/Loss	Pct G/L	Yield
International										
01-24-06	848 0610	OAKMARK INTL VAL FND	19.06	16,167.28	16.84	14,281.35	1.7	-1,885.94	-11.67	0.5
01-24-06	711 7090	W B INTL GROWTH FND	24.33	17,315.96	18.95	13,486.89	1.6	-3,829.07	-22.11	0.0
Specialty										
08-13-09	269 0000	DOW CYCLICALS ETF	47.81	12,860.67	53.03	14,265.07	1.7	1,404.40	10.92	?
06-05-08	659 1360	PERRITT MICROCAP FND	22.76	15,000.00	21.68	14,290.07	1.7	-709.93	-4.73	0.0
				85,191.66		87,768.22	10.7	2,576.56	3.02	
FIXED INCOME FUNDS										
11-19-08	642 0000	IBOXX CORP BOND FND	97.34	62,494.99	104.15	66,864.30	8.1	4,369.31	6.99	?
11-19-08	620 0000	ISHARES INT BOND FND	92.58	57,400.85	102.71	63,680.20	7.8	6,279.35	10.94	?
11-19-08	93 0000	ISHARES INT GOVT BOND FND	102.70	9,550.83	105.26	9,789.18	1.2	238.35	2.50	?
12-09-08	538 4690	PIMCO LOW DURATION FND	9.36	5,038.44	10.29	5,540.85	0.7	502.41	9.97	2.9
11-19-08	7,914 7040	PIMCO TOT RETURN FND	10.33	81,764.42	10.80	85,478.80	10.4	3,714.38	4.54	3.3
				216,249.53		231,353.33	28.2	15,103.80	6.98	
GNMA										
07-07-97	281 5000	GNMA POOL # 416178 7.000% Due 03-15-11 Accrued Interest	101.38	285.39	101.58	285.95	0.0	0.56	0.20	6.9
				285.39		286.83	0.0	0.56	0.20	
CASH AND EQUIVALENTS										
		CASH BALANCE		15,716.00		15,716.00	1.9			0.4
		MONEY MKT MMP		4,011.09		4,011.09	0.5			0.4
				19,727.09		19,727.09	2.4			
TOTAL PORTFOLIO				784,647.19		820,459.66	100.0	35,811.60	4.56	0.6

2009 Year-End Schwab Gain/Loss Report

Accounting Method
Mutual Funds: Average
All Other Investments: First In First Out [FIFO]

Realized Gain or (Loss)

Short-Term	Quantity/Par	Acquired/ Opened	Sold/ Closed	Total Proceeds	Cost Basis	Realized Gain or (Loss)
ADOBE SYSTEMS INC: ADBE	444.0000	12/16/08	08/11/09	\$14,123.45	\$9,898.77	\$4,224.68
Security Subtotal				\$14,123.45	\$9,898.77	\$4,224.68
APPLE INC: AAPL	110.0000	10/22/08	10/15/09	\$20,885.64	\$10,454.23	\$10,431.41
APPLE INC: AAPL	22.0000	12/12/08	10/15/09	\$4,177.13	\$2,162.53	\$2,014.60
Security Subtotal				\$25,062.77	\$12,616.76	\$12,446.01
GOOGLE INC CLASS A: GOOG	47.0000	12/05/08	05/20/09	\$18,822.19	\$12,494.25	\$6,327.94
Security Subtotal				\$18,822.19	\$12,494.25	\$6,327.94
MEMC ELECTRNC MATERIALS: WFR	197.0000	12/12/08	11/13/09	\$2,579.83	\$2,943.21	(\$363.38)
MEMC ELECTRNC MATERIALS: WFR	300.0000	12/12/08	11/13/09	\$3,928.67	\$4,481.44	(\$552.77)
Security Subtotal				\$6,508.50	\$7,424.65	(\$916.15)
SCHWAB FINANCIAL SERVICES FUND: SWFFX	514.1700	multiple	08/12/09	\$4,545.26	\$5,861.28	(\$1,316.02)
Security Subtotal				\$4,545.26	\$5,861.28	(\$1,316.02)

Please see "Endnotes for Your Account" section for an explanation of the endnote codes and symbols on this report

CG1C4026-000026 753558

© 2009 Charles Schwab & Co., Inc. All rights reserved. Member SIPC Schwab Institutional is a division of Charles Schwab & Co., Inc. ("Schwab") and provides brokerage, custody, back office, and other services to independent investment advisors. This report is furnished solely for your account at Schwab. Except as noted in this report's Terms and Conditions, investment advisors whose name appear in this report are not affiliated with Schwab. Please see Terms and Conditions

SIPC

2009 Year-End Schwab Gain/Loss Report

Realized Gain or (Loss) (continued)

Short-Term (continued)	Quantity/Par	Acquired/ Opened	Sold/ Closed	Total Proceeds	Cost Basis	Realized Gain or (Loss)	Accounting Method
							Mutual Funds. Average
All Other Investments: First In First Out (FIFO)							
VMWARE INC CL A CLASS A: VMW	610 0000	12/05/08	06/29/09	\$17,282.44	\$12,744.67	\$4,537.77	
Security Subtotal				\$17,282.44	\$12,744.67	\$4,537.77	
Total Short-Term				\$86,344.61	\$61,040.38	\$25,304.23	
Long-Term	Quantity/Par	Acquired/ Opened	Sold/ Closed	Total Proceeds	Cost Basis	Realized Gain or (Loss)	
APOLLO GROUP INC CL A APOL	151.0000	06/06/07	01/30/09	\$12,219.55	\$7,155.74	\$5,063.81	
Security Subtotal				\$12,219.55	\$7,155.74	\$5,063.81	
BANK OF AMERICA CORP: BAC	0.0455	10/11/01	01/02/09	\$0.67	\$2.38	(\$1.71)	
Security Subtotal				\$0.67	\$2.38	(\$1.71)	
GAP INC: GPS	1,110 0000	09/29/06	06/09/09	\$18,703.99	\$21,163.33	(\$2,459.34)	
Security Subtotal				\$18,703.99	\$21,163.33	(\$2,459.34)	
GILEAD SCIENCES INC: GILD	150.0000	08/29/07	02/05/09	\$7,750.15	\$5,349.53	\$2,400.62	
Security Subtotal				\$7,750.15	\$5,349.53	\$2,400.62	
MEMC ELECTRNC MATERIALS: WFR	342.0000	07/29/08	11/13/09	\$4,478.69	\$15,801.99	(\$11,323.30)	
Security Subtotal				\$4,478.69	\$15,801.99	(\$11,323.30)	

Please see "Endnotes for Your Account" section for an explanation of the endnote codes and symbols on this report

2009 Year-End Schwab Gain/Loss Report

Accounting Method
Mutual Funds: Average
All Other Investments: First In First Out (FIFO)

Realized Gain or (Loss) (continued)

Long-Term (continued)	Quantity/Par	Acquired/ Opened	Sold/ Closed	Total Proceeds	Cost Basis	Realized Gain or (Loss)
MONSTER WORLDWIDE INC: MWW	607.0000	12/13/07	02/05/09	\$5,135.75	\$20,997.84	(\$15,862.09)
MONSTER WORLDWIDE INC: MWW	144.0000	12/14/07	02/05/09	\$1,218.37	\$4,884.35	(\$3,665.98)
Security Subtotal				\$6,354.12	\$25,882.19	(\$19,528.07)
NATIONAL CITY CO 5.75%09SB NT 02/01/09: 635405AL7	20,000.0000	08/19/02	02/01/09	\$20,000.00	N/A	N/A
Security Subtotal				\$20,000.00	N/A	N/A
NEWS CORP LTD CL A CLASS A: NWSA	976 0000	03/21/05	05/22/09	\$8,545.95	N/A	N/A
Security Subtotal				\$8,545.95	N/A	N/A
ORACLE CORPORATION: ORCL	962.0000	05/14/08	10/09/09	\$19,926.64	\$20,947.35	(\$1,020.71)
Security Subtotal				\$19,926.64	\$20,947.35	(\$1,020.71)

Please see "Endnotes for Your Account" section for an explanation of the endnote codes and symbols on this report

2009 Year-End Schwab Gain/Loss Report

Accounting Method
Mutual Funds: Average
All Other Investments: First In First Out (FIFO)

Realized Gain or (Loss) (continued)

Long-Term (continued)	Quantity/Par	Acquired/ Opened	Sold/ Closed	Total Proceeds	Cost Basis	Realized Gain or (Loss)
Schwab FINANCIAL SERVICES FUND: SWFFX	970.1490	06/05/08	08/12/09	\$8,576.12	\$11,059.21	(\$2,483.09)
Security Subtotal				\$8,576.12	\$11,059.21	(\$2,483.09)
Total Long-Term				\$106,555.88	\$107,361.73 ^h 138908-	(\$29,351.79)
Total Realized Gain or (Loss)				\$192,900.49	\$168,402.10	(\$4,047.56)

Schwab has provided realized gain and loss information wherever possible for most investments. Cost basis data may be incomplete or unavailable for some of your holdings. See Terms and Conditions.
Option Customers: Realized gain/loss of underlying securities is adjusted to reflect the premiums of assigned or exercised options. Please consult IRS publication 550, Investment Income and Expenses, for additional information on Options.

Endnotes For Your Account

Symbol Endnote Legend

^h Value includes incomplete cost basis.



Account name: WENTWORTH FOUNDATION
 Account number: LL 00467 JR

Checks (continued)

Check number	Date cleared	Description	Amount (\$)
001212	Oct 23, 09	SOUJORN THEATER	500.00
001214	Oct 2, 09	SISTERS OF THE ROAD	500.00
Total			\$10,325.00

Total Checks \$10,325.00

Realized gains and losses

Estimated 2009 gains and losses for transactions with trade dates through 12/31/09 have been incorporated into this statement. To calculate gains and losses, we liquidate the oldest security lot first. This is known as the first-in, first-out or FIFO accounting method. We use this method unless you specified which tax lot to close when you placed your order. This is known as a versus purchase or VSP order. See important information about your statement on the last page of this statement for more information.

We may not adjust gains and losses for all capital changes. Cost basis for coupon tax-exempt municipal securities, include securities subject to AMT, has been adjusted for mandatory amortization of bond premium. Estimates in the Unclassified section can not be classified as short term or long term because information is missing, or the product is one in which the gain/loss calculation is not provided

Short-term capital gains and losses

Security description	Method	Quantity or face value (\$)	Purchase date	Sale date	Sale amount (\$)	Purchase amount (\$)	Loss (\$)	Gain (\$)	Net gain or loss (\$)
MORGAN JP & CO INC									
06 000% 011509 DTD012599	FIFO	15,000,000	May 21, 08	Jan 15, 09	15,000.00	15,290.25	-290.25		-290.25
FC071599 SUB NOTES									

Long-term capital gains and losses

Security description	Method	Quantity or face value (\$)	Purchase date	Sale date	Sale amount (\$)	Purchase amount (\$)	Loss (\$)	Gain (\$)	Net gain or loss (\$)
BELLSOUTH CORP MW +Y5BP									
04.200% 091509 DTD091304	FIFO	20,000,000	May 21, 08	Sep 15, 09	20,000.00	20,191.05	-191.05		
FC031505 NTS B/E									
GE CAPITAL INTERNOTES									
03 875% 081509 DTD081204	FIFO	15,000,000	Nov 08, 06	Aug 15, 09	15,000.00	14,546.25		453.75	
FC091504									
GTE CALIF INC									
06.700% 090109 DTD090197	FIFO	20,000,000	Aug 04, 08	Sep 01, 09	20,000.00	20,726.65	-726.65		
FC030198									
INTERNATIONAL LEASE FIN									
04.300% 021509 DTD070104	FIFO	10,000,000	Nov 08, 06	Feb 15, 09	10,000.00	9,842.45		157.55	
FC081504 CO NTS									
Total					\$65,000.00	\$65,306.40	-\$917.70	\$611.30	-\$306.40
Net capital gains/losses:									-\$596.65

Wentworth Foundation

93-6024043

Statement 1
Form 990-PF, Part I, Line 16b
Accounting Fees

	(a) Expenses per Books	(b) Net Investment Income	(c) Adjusted Net Income	(d) Charitable Purposes
PROFESSIONAL FEES	\$ 6,925.	\$ 4,525.	\$ 2,400.	\$ 2,400.
Total	<u>\$ 6,925.</u>	<u>\$ 4,525.</u>	<u>\$ 2,400.</u>	<u>\$ 2,400.</u>

Statement 2
Form 990-PF, Part I, Line 16c
Other Professional Fees

	(a) Expenses per Books	(b) Net Investment Income	(c) Adjusted Net Income	(d) Charitable Purposes
Chinook Capital	\$ 5,586.	\$ 5,586.		
UBS	176.	176.		
Total	<u>\$ 5,762.</u>	<u>\$ 5,762.</u>	<u>\$ 0.</u>	<u>\$ 0.</u>

Statement 3
Form 990-PF, Part I, Line 18
Taxes

	(a) Expenses per Books	(b) Net Investment Income	(c) Adjusted Net Income	(d) Charitable Purposes
Daily Journal of Commerce	\$ 45.	\$ 5.	\$ 5.	\$ 5.
STATE OF OREGON DEPT OF JUSTICE	154.	154.		
Total	<u>\$ 199.</u>	<u>\$ 159.</u>	<u>\$ 5.</u>	<u>\$ 5.</u>

Statement 4
Form 990-PF, Part I, Line 25
Contributions, Gifts, and Grants

Cash Grants and Allocations

Class of Activity:

Donee's Name:

SCHEDULE ATTACHED

Donee's Address:

Relationship of Donee:

Organizational Status of Donee:

Amount Given:

\$ 70,250.

Total \$ 70,250.

WNTFND
Transaction Detail By Account
 January through December 2009

Type	Date	Num	Adj	Name	Memo	Clr	Split	Debit	Credit	Balance
Charity										
Check	2/11/2009	991		Street Of Eames/Ch.			General	250 00		250 00
Check	3/26/2009	993		Young Audiences	2009 Contnb		General	500 00		750 00
Check	3/31/2009	994		Duck Athletic Fund	Patron 14162		General	500 00		1,250 00
Check	4/6/2009	995		Register Guard	2009 Contnb		General	250 00		1,500 00
Check	6/12/2009	996		Camp Howard	2009 Contnb		General	1,000 00		2,500 00
Check	7/1/2009	998		Mother Gamelin Fu	In rememбера		General	100 00		2,600 00
Check	9/24/2009	1000		MJNEC Foundation	3rd Annual S		General	1,000 00		3,600 00
Check	9/28/2009	1001		Oregon Trail Council	Scouting Golf		General	250 00		3,850 00
Check	9/28/2009	1002		Register Guard			General	250 00		4,100 00
Check	10/20/2009	1003		Guide Dogs For The			General	1,250 00		5,350 00
Check	11/1/2009	1004		Emerald Kdsports	2009 Contnb		General	200 00		5,550 00
Check	12/11/2009	1005		Young Audiences			General	1,000 00		6,550 00
Check	12/18/2009	1006		Birth To Three			General	2,500 00		9,050 00
Check	12/18/2009	1007		Blanchet House			General	1,000 00		10,050 00
Check	12/18/2009	1008		Boys And Girls Clubs			General	2,000 00		12,050 00
Check	12/18/2009	1009		Catholic Charities			General	1,000 00		13,050 00
Check	12/18/2009	1010		Central Catholic Hig			General	1,000 00		14,050 00
Check	12/18/2009	1011		De La Salle North C			General	1,000 00		15,050 00
Check	12/18/2009	1012		Eugene Mission			General	1,000 00		16,050 00
Check	12/18/2009	1013		Eugene Relief Nurs			General	2,000 00		18,050 00
Check	12/18/2009	1014		Friends Of Outdoor			General	500 00		18,550 00
Check	12/18/2009	1015		Growing Gardens			General	1,000 00		19,550 00
Check	12/18/2009	1016		Jesuit High School			General	1,000 00		20,550 00
Check	12/18/2009	1017		Jesuit High School			General	2,000 00		22,550 00
Check	12/18/2009	1018		Kindtree Production			General	300 00		22,850 00
Check	12/18/2009	1019		Loaves & Fishes			General	1,000 00		23,850 00
Check	12/18/2009	1020		Minds Matter			General	1,000 00		24,850 00
Check	12/18/2009	1021		Multnomah Athletic			General	500 00		25,350 00
Check	12/18/2009	1022		OMSI			General	500 00		25,850 00
Check	12/18/2009	1023		Oregon Fencing			General	500 00		26,350 00
Check	12/18/2009	1024		Oregon Historical S			General	500 00		26,850 00
Check	12/18/2009	1025		Oregon Humane So			General	500 00		27,350 00
Check	12/18/2009	1026		Oregon State C W			General	2,000 00		29,350 00
Check	12/18/2009	1027		Police Activites Lea			General	500 00		29,850 00
Check	12/18/2009	1028		Portland State Athle			General	1,000 00		30,850 00
Check	12/18/2009	1029		School House Suppl			General	1,000 00		31,850 00
Check	12/18/2009	1030		SMART			General	1,000 00		32,850 00
Check	12/18/2009	1031		Society Of Jesuits			General	500 00		33,350 00
Check	12/18/2009	1032		St Andrew Nativity			General	2,000 00		35,350 00
Check	12/18/2009	1033		St. Cecilia School	Adopt a Stud		General	500 00		35,850 00
Check	12/18/2009	1034		Swedish Medical Ce			General	1,000 00		36,850 00
Check	12/18/2009	1035		University Of Orego			General	1,000 00		37,850 00
Check	12/18/2009	1036		University Of Portia			General	1,000 00		38,850 00
Check	12/18/2009	1037		WSU College of Bu			General	1,000 00		39,850 00
Total Charity								39,850 00	0 00	39,850 00
TOTAL								39,850.00	0 00	39,850 00

EZELL FUND
Transaction Detail By Account
 January through December 2009

Type	Date	Num	Adj	Name	Memo	Ctr	Split	Debit	Credit	Balance
Charity										
Check	2/19/2009	1205		SMART	2009 Contrib		Checking	1,000 00		1,000 00
Check	2/19/2009	1206		Oregon Active Foun	2009 Contrib		Checking	250 00		1,250 00
Check	2/19/2009	1207		Young Audiences of	2009 Contrib		Checking	250 00		1,500 00
Check	6/30/2009	1212		Planned Parenthood			Checking	500 00		2,000 00
Check	6/30/2009	1213		Sojourn Theatre			Checking	500 00		2,500 00
Check	7/10/2009	1215		Sisters Of The Road			Checking	500 00		3,000 00
Check	7/10/2009	1216		Grantmakers Of Ore	VOID	X	Checking	0 00		3,000 00
Check	12/21/2009	2001		Audubon Society Of	2009 Contrib		RBC MM Fund	250 00		3,250 00
Check	12/21/2009	2002		Backline			RBC MM Fund	1,000 00		4,250 00
Check	12/21/2009	2003		Big Brothers, Big Si	2009 Contrib		RBC MM Fund	500 00		4,750 00
Check	12/21/2009	2004		Boys & Girls Club	2009 Contrib		RBC MM Fund	500 00		5,250 00
Check	12/21/2009	2005		C H A P	2009 Contrib		RBC MM Fund	500 00		5,750 00
Check	12/21/2009	2006		Chess For Success	2009 Contrib		RBC MM Fund	500 00		6,250 00
Check	12/21/2009	2007		Focus On Youth	2009 Contrib		RBC MM Fund	500 00		6,750 00
Check	12/21/2009	2008		Friendly House	2009 Contrib		RBC MM Fund	1,000 00		7,750 00
Check	12/21/2009	2009		Friends Of Forest P	2009 Contrib		RBC MM Fund	500 00		8,250 00
Check	12/21/2009	2010		Friends of Outdoor	2009 Contrib		RBC MM Fund	500 00		8,750 00
Check	12/21/2009	2011		Growing Gardens	2009 Contrib		RBC MM Fund	1,000 00		9,750 00
Check	12/21/2009	2012		Guide Dogs For The	2009 Contrib		RBC MM Fund	500 00		10,250 00
Check	12/21/2009	2013		Hands On Greater	2009 Contrib		RBC MM Fund	500 00		10,750 00
Check	12/21/2009	2014		Living Yoga	2009 Contrib		RBC MM Fund	1,000 00		11,750 00
Check	12/21/2009	2015		Mercy Corps	2009 Contrib		RBC MM Fund	500 00		12,250 00
Check	12/21/2009	2016		Minds Matter	2009 Contrib		RBC MM Fund	1,000 00		13,250 00
Check	12/21/2009	2017		North By Northeast C	2009 Contrib		RBC MM Fund	1,000 00		14,250 00
Check	12/21/2009	2018		Open Meadow	2009 Contrib		RBC MM Fund	500 00		14,750 00
Check	12/21/2009	2019		Oregon Humane So	2009 Contrib		RBC MM Fund	500 00		15,250 00
Check	12/21/2009	2020		OPB	2009 Contrib		RBC MM Fund	1,000 00		16,250 00
Check	12/21/2009	2021		Oregon Trout	2009 Contrib		RBC MM Fund	250 00		16,500 00
Check	12/21/2009	2022		P,ear	2009 Contrib		RBC MM Fund	250 00		16,750 00
Check	12/21/2009	2023		Peninsula Children'	2009 Contrib		RBC MM Fund	1,000 00		17,750 00
Check	12/21/2009	2024		Police Activites Lea	2009 Contrib		RBC MM Fund	250 00		18,000 00
Check	12/21/2009	2025		Portland Parks Fou	2009 Contrib		RBC MM Fund	1,000 00		19,000 00
Check	12/21/2009	2026		Project Pooch	2009 Contrib		RBC MM Fund	1,000 00		20,000 00
Check	12/21/2009	2027		Q Center	2009 Contrib		RBC MM Fund	500 00		20,500 00
Check	12/21/2009	2028		Rafael House Of Po	2009 Contrib		RBC MM Fund	500 00		21,000 00
Check	12/21/2009	2029		Portland OIC/Rose	2009 Contrib		RBC MM Fund	500 00		21,500 00
Check	12/21/2009	2030		Sisters Of The Road	2009 Contrib		RBC MM Fund	500 00		22,000 00
Check	12/21/2009	2031		SMART	2009 Contrib		RBC MM Fund	5,000 00		27,000 00
Check	12/21/2009	2032		Sojourn Theatre	2009 Contrib		RBC MM Fund	500 00		27,500 00
Check	12/21/2009	2033		Third Rail Repertory	2009 Contrib		RBC MM Fund	500 00		28,000 00
Check	12/21/2009	2034		The Animal Shelter	2009 Contrib		RBC MM Fund	250 00		28,250 00
Check	12/21/2009	2037		Young Audiences O	2009 Contrib		RBC MM Fund	1,000 00		29,250 00
Check	12/21/2009	2036		Young Audiences of	VOID	X	RBC MM Fund	0 00		29,250 00
Check	12/31/2009	2050		P,ear	reprint		RBC MM Fund	750 00		30,000 00
Check	12/31/2009	2051		Grantmakers Of Ore	Reprint 1216		RBC MM Fund	400 00		30,400 00
Total Charity								<u>30,400 00</u>	<u>0 00</u>	<u>30,400 00</u>
TOTAL								<u><u>30,400 00</u></u>	<u><u>0.00</u></u>	<u><u>30,400 00</u></u>

Wentworth Foundation

93-6024043

Statement 5
Form 990-PF, Part III, Line 5
Other Decreases

RBC & Schwab Valuation adj to cost		\$	14,123.
	Total	\$	<u>14,123.</u>

Statement 6
Form 990-PF, Part XV, Line 2a-d
Application Submission Information

Name of Grant Program:

Name:

Care Of:

Street Address:

City, State, Zip Code:

Telephone:

Form and Content:

Submission Deadlines: N/A

Restrictions on Awards:

AFFIDAVIT OF PUBLICATION

DJC

921 SW Washington, Suite 210 / Portland, OR 97205
(503)226-1311 FAX (503) 222-5358

STATE OF OREGON, COUNTY OF MULTNOMAH, --ss.

I, MARC CAPLAN, being first duly sworn, depose and say that I am a Manager of the DAILY JOURNAL OF COMMERCE, a newspaper of general circulation in the counties of CLACKAMAS, MULTNOMAH and WASHINGTON as defined by ORS 193.010 and 193.020; published at Portland in the aforesaid County and State; that I know from my personal knowledge that the

NOTICE
THE ANNUAL RETURN OF THE WENTWORTH FOUNDATION

a printed copy of which is attached, was published in the entire issue of this newspaper for 1 time(s) in the following issues:

08/04/2010.



Subscribed and sworn to before me this 18th day
of October, 2010.

Sandra L. Moat
OFFICIAL SEAL
SANDRA L MOAT
NOTARY PUBLIC-OREGON
COMMISSION NO. 412569
MY COMMISSION EXPIRES DEC 7, 2010

NOTICE

The annual Return of the Wentworth Foundation (Form 990PE) for the year ended December 31, 2009 is available at its principal office, 107 S.E. Grand Avenue, Portland, Oregon. For a period of 180 days following this notice, the report will be made available upon written request to the Gregory T. Wentworth Jr., Foundation President.
Published Aug 4, 2010. PF10164957-11

MAURICE R. WILLIAMS, CPA
Attn: MAURICE R. WILLIAMS
230 NW 10TH AVE.
PORTLAND, OR 97209

Order No.: 10164957
Client's Reference No.: