



See a Social Security Number? Say Something!
Report Privacy Problems to <https://public.resource.org/privacy>
Or call the IRS Identity Theft Hotline at 1-800-908-4490



**Return of Private Foundation
or Section 4947(a)(1) Nonexempt Charitable Trust
Treated as a Private Foundation**

2009

Department of the Treasury
Internal Revenue Service

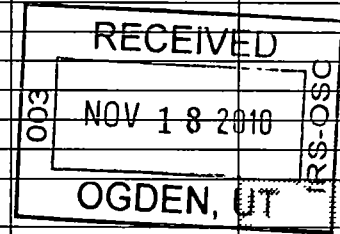
Note: The foundation may be able to use a copy of this return to satisfy state reporting requirements

For calendar year **2009**, or tax year beginning **2009**, and ending **2009**

G Check all that apply. Initial return Initial Return of a former public charity Final return
 Amended return Address change Name change

Use the IRS label otherwise, print or type See Specific Instructions.	HONZEL FAMILY FOUNDATION 12929 FOREST MEADOWS WAY LAKE OSWEGO, OR 97034	A Employer identification number 93-1223928	B Telephone number (see the instructions)
H Check type of organization <input checked="" type="checkbox"/> Section 501(c)(3) exempt private foundation <input type="checkbox"/> Section 4947(a)(1) nonexempt charitable trust <input type="checkbox"/> Other taxable private foundation	J Accounting method. <input checked="" type="checkbox"/> Cash <input type="checkbox"/> Accrual <input type="checkbox"/> Other (specify) _____	C If exemption application is pending, check here <input type="checkbox"/>	D 1 Foreign organizations, check here <input type="checkbox"/>
I Fair market value of all assets at end of year (from Part II, column (c), line 16) \$ 21,237,655.	J Accounting method. (Part I, column (d) must be on cash basis.)	D 2 Foreign organizations meeting the 85% test, check here and attach computation <input type="checkbox"/>	E If private foundation status was terminated under section 507(b)(1)(A), check here <input type="checkbox"/>
		F If the foundation is in a 60-month termination under section 507(b)(1)(B), check here <input type="checkbox"/>	

	(a) Revenue and expenses per books	(b) Net investment income	(c) Adjusted net income	(d) Disbursements for charitable purposes (cash basis only)
Part I Analysis of Revenue and Expenses (The total of amounts in columns (b), (c), and (d) may not necessarily equal the amounts in column (a) (see the instructions).)				
1 Contributions, gifts, grants, etc., received (att sch)				
2 Cl <input checked="" type="checkbox"/> if the foundn is not req to att Sch B				
3 Interest on savings and temporary cash investments	8,611.	8,611.	8,611.	
4 Dividends and interest from securities	274,509.	274,509.	274,509.	
5a Gross rents				
b Net rental income or (loss)				
6a Net gain/(loss) from sale of assets not on line 10	-346,765.			
b Gross sales price for all assets on line 6a 19,035,834.				
7 Capital gain net income (from Part IV, line 2)		0.		
8 Net short-term capital gain			0.	
9 Income modifications				
10a Gross sales less returns and allowances				
b Less Cost of goods sold				
c Gross profit/(loss) (att sch)				
11 Other income (attach schedule)				
12 Total. Add lines 1 through 11	-63,645.	283,120.	283,120.	
13 Compensation of officers, directors, trustees, etc	0.			
14 Other employee salaries and wages				
15 Pension plans, employee benefits				
16a Legal fees (attach schedule)				
b Accounting fees (attach sch) SEE ST 1	9,930.			
c Other prof fees (attach sch)				
17 Interest				
18 Taxes (attach schedule)(see instr) SEE STM 2	10,097.			
19 Depreciation (attach sch) and depletion				
20 Occupancy				
21 Travel, conferences, and meetings				
22 Printing and publications				
23 Other expenses (attach schedule) SEE STATEMENT 3	102,276.	102,276.	102,276.	
24 Total operating and administrative expenses. Add lines 13 through 23	122,303.	102,276.	102,276.	
25 Contributions, gifts, grants paid PART XV	1,110,959.			1,110,959.
26 Total expenses and disbursements. Add lines 24 and 25	1,233,262.	102,276.	102,276.	1,110,959.
27 Subtract line 26 from line 12:				
a Excess of revenue over expenses and disbursements	-1,296,907.			
b Net investment income (if negative, enter 0)		180,844.		
c Adjusted net income (if negative, enter 0)			180,844.	



SCANNED NOV 23 2010

1/14

Part II Balance Sheets		Attached schedules and amounts in the description column should be for end of year amounts only (See instructions)		
		Beginning of year	End of year	
		(a) Book Value	(b) Book Value	(c) Fair Market Value
ASSETS	1 Cash -- non-interest-bearing			
	2 Savings and temporary cash investments	202,352.	2,600,558.	2,600,558.
	3 Accounts receivable			
	Less: allowance for doubtful accounts			
	4 Pledges receivable			
	Less: allowance for doubtful accounts			
	5 Grants receivable			
	6 Receivables due from officers, directors, trustees, and other disqualified persons (attach schedule) (see the instructions)			
	7 Other notes and loans receivable (attach sch.)			
	Less: allowance for doubtful accounts			
	8 Inventories for sale or use			
	9 Prepaid expenses and deferred charges			
	10a Investments -- U.S. and state government obligations (attach schedule)			
	b Investments -- corporate stock (attach schedule)	20,517,277.	15,451,132.	17,293,926.
	c Investments -- corporate bonds (attach schedule)			
	11 Investments -- land, buildings, and equipment, basis			
Less: accumulated depreciation (attach schedule)				
12 Investments -- mortgage loans				
13 Investments -- other (attach schedule) STATEMENT 4		1,470,597.	1,343,171.	
14 Land, buildings, and equipment, basis				
Less: accumulated depreciation (attach schedule)				
15 Other assets (describe)				
16 Total assets (to be completed by all filers -- see instructions. Also, see page 1, item 1)	20,719,629.	19,522,287.	21,237,655.	
LIABILITIES	17 Accounts payable and accrued expenses			
	18 Grants payable	163,565.	336,428.	
	19 Deferred revenue			
	20 Loans from officers, directors, trustees, & other disqualified persons			
	21 Mortgages and other notes payable (attach schedule)			
	22 Other liabilities (describe)			
	23 Total liabilities (add lines 17 through 22)	163,565.	336,428.	
NET ASSETS OR FUND ASSETS	Foundations that follow SFAS 117, check here and complete lines 24 through 26 and lines 30 and 31. <input type="checkbox"/>			
	24 Unrestricted			
	25 Temporarily restricted			
	26 Permanently restricted			
	Foundations that do not follow SFAS 117, check here and complete lines 27 through 31. <input checked="" type="checkbox"/>			
	27 Capital stock, trust principal, or current funds	20,556,064.	19,185,859.	
	28 Paid-in or capital surplus, or land, building, and equipment fund			
29 Retained earnings, accumulated income, endowment, or other funds				
30 Total net assets or fund balances (see the instructions)	20,556,064.	19,185,859.		
31 Total liabilities and net assets/fund balances (see the instructions)	20,719,629.	19,522,287.		

Part III Analysis of Changes in Net Assets or Fund Balances

1 Total net assets or fund balances at beginning of year -- Part II, column (a), line 30 (must agree with end-of-year figure reported on prior year's return)	1	20,556,064.
2 Enter amount from Part I, line 27a	2	-1,296,907.
3 Other increases not included in line 2 (itemize) SEE STATEMENT 5	3	2,718.
4 Add lines 1, 2, and 3	4	19,261,875.
5 Decreases not included in line 2 (itemize) SEE STATEMENT 6	5	76,016.
6 Total net assets or fund balances at end of year (line 4 minus line 5) -- Part II, column (b), line 30	6	19,185,859.

Part IV Capital Gains and Losses for Tax on Investment Income

(a) List and describe the kind(s) of property sold (e.g., real estate, 2-story brick warehouse; or common stock, 200 shares MLC Company)	(b) How acquired P — Purchase D — Donation	(c) Date acquired (month, day, year)	(d) Date sold (month, day, year)
1 a SEE STATEMENT 7			
b			
c			
d			
e			

(e) Gross sales price	(f) Depreciation allowed (or allowable)	(g) Cost or other basis plus expense of sale	(h) Gain or (loss) (e) plus (f) minus (g)
a			
b			
c			
d			
e			

Complete only for assets showing gain in column (h) and owned by the foundation on 12/31/69			(l) Gains (Column (h) gain minus column (k), but not less than -0-) or Losses (from column (h))
(i) Fair Market Value as of 12/31/69	(j) Adjusted basis as of 12/31/69	(k) Excess of column (i) over column (j), if any	
a			
b			
c			
d			
e			

2 Capital gain net income or (net capital loss)	<div style="border: 1px solid black; padding: 2px; display: inline-block;"> If gain, also enter in Part I, line 7 If (loss), enter -0- in Part I, line 7 </div>	2	-346,765.
3 Net short-term capital gain or (loss) as defined in sections 1222(5) and (6):	<div style="border: 1px solid black; padding: 2px; display: inline-block;"> If gain, also enter in Part I, line 8, column (c) (see the instructions) If (loss), enter -0- in Part I, line 8 </div>	3	-1,004,616.

Part V Qualification Under Section 4940(e) for Reduced Tax on Net Investment Income

(For optional use by domestic private foundations subject to the section 4940(a) tax on net investment income)

If section 4940(d)(2) applies, leave this part blank.

Was the foundation liable for the section 4942 tax on the distributable amount of any year in the base period?

Yes No

If 'Yes,' the foundation does not qualify under section 4940(e). Do not complete this part.

1 Enter the appropriate amount in each column for each year; see the instructions before making any entries.

(a) Base period years Calendar year (or tax year beginning in)	(b) Adjusted qualifying distributions	(c) Net value of noncharitable-use assets	(d) Distribution ratio (column (b) divided by column (c))
2008	1,210,280.	21,056,015.	0.057479
2007	1,265,578.	24,484,685.	0.051689
2006	921,097.	25,811,414.	0.035686
2005	984,795.	21,071,210.	0.046737
2004	831,734.	20,248,969.	0.041075

2 Total of line 1, column (d)	2	0.232666
3 Average distribution ratio for the 5-year base period — divide the total on line 2 by 5, or by the number of years the foundation has been in existence if less than 5 years	3	0.046533
4 Enter the net value of noncharitable-use assets for 2009 from Part X, line 5	4	17,542,723.
5 Multiply line 4 by line 3	5	816,316.
6 Enter 1% of net investment income (1% of Part I, line 27b)	6	1,808.
7 Add lines 5 and 6	7	818,124.
8 Enter qualifying distributions from Part XII, line 4	8	1,110,959.

If line 8 is equal to or greater than line 7, check the box in Part VI, line 1b, and complete that part using a 1% tax rate See the Part VI instructions.

Part VI Excise Tax Based on Investment Income (Section 4940(a), 4940(b), 4940(e), or 4948 – see the instructions)

1 a Exempt operating foundations described in section 4940(d)(2), check here <input type="checkbox"/> and enter 'N/A' on line 1 Date of ruling or determination letter _____ (attach copy of letter if necessary - see instr.)			
b Domestic foundations that meet the section 4940(e) requirements in Part V, check here <input checked="" type="checkbox"/> and enter 1% of Part I, line 27b		1	1,808.
c All other domestic foundations enter 2% of line 27b Exempt foreign organizations enter 4% of Part I, line 12, column (b)			
2 Tax under section 511 (domestic section 4947(a)(1) trusts and taxable foundations only. Others enter -0-)		2	0.
3 Add lines 1 and 2		3	1,808.
4 Subtitle A (income) tax (domestic section 4947(a)(1) trusts and taxable foundations only. Others enter -0-)		4	0.
5 Tax based on investment income. Subtract line 4 from line 3. If zero or less, enter -0-		5	1,808.
6 Credits/Payments			
a 2009 estimated tax pmts and 2008 overpayment credited to 2009	6a	4,317.	
b Exempt foreign organizations – tax withheld at source	6b		
c Tax paid with application for extension of time to file (Form 8868)	6c		
d Backup withholding erroneously withheld	6d		
7 Total credits and payments. Add lines 6a through 6d	7	4,317.	
8 Enter any penalty for underpayment of estimated tax Check here <input checked="" type="checkbox"/> if Form 2220 is attached	8		
9 Tax due. If the total of lines 5 and 8 is more than line 7, enter amount owed	9		0.
10 Overpayment. If line 7 is more than the total of lines 5 and 8, enter the amount overpaid	10		2,509.
11 Enter the amount of line 10 to be. Credited to 2010 estimated tax <input type="checkbox"/> 2,509. Refunded <input checked="" type="checkbox"/>	11		0.

Part VII-A Statements Regarding Activities

	Yes	No
1 a During the tax year, did the foundation attempt to influence any national, state, or local legislation or did it participate or intervene in any political campaign?		X
b Did it spend more than \$100 during the year (either directly or indirectly) for political purposes (see the instructions for definition)? <i>If the answer is 'Yes' to 1a or 1b, attach a detailed description of the activities and copies of any materials published or distributed by the foundation in connection with the activities</i>		X
c Did the foundation file Form 1120-POL for this year?		X
d Enter the amount (if any) of tax on political expenditures (section 4955) imposed during the year. (1) On the foundation ▶ \$ 0. (2) On foundation managers ▶ \$ 0.		
e Enter the reimbursement (if any) paid by the foundation during the year for political expenditure tax imposed on foundation managers ▶ \$ 0.		
2 Has the foundation engaged in any activities that have not previously been reported to the IRS? <i>If 'Yes,' attach a detailed description of the activities</i>		X
3 Has the foundation made any changes, not previously reported to the IRS, in its governing instrument, articles of incorporation, or bylaws, or other similar instruments? <i>If 'Yes,' attach a conformed copy of the changes</i>		X
4 a Did the foundation have unrelated business gross income of \$1,000 or more during the year?		X
b If 'Yes,' has it filed a tax return on Form 990-T for this year?		N/A
5 Was there a liquidation, termination, dissolution, or substantial contraction during the year? <i>If 'Yes,' attach the statement required by General Instruction T</i>		X
6 Are the requirements of section 508(e) (relating to sections 4941 through 4945) satisfied either: • By language in the governing instrument, or • By state legislation that effectively amends the governing instrument so that no mandatory directions that conflict with the state law remain in the governing instrument?	X	
7 Did the foundation have at least \$5,000 in assets at any time during the year? <i>If 'Yes,' complete Part II, column (c), and Part XV</i>	X	
8 a Enter the states to which the foundation reports or with which it is registered (see the instructions) N/A		
b If the answer is 'Yes' to line 7, has the foundation furnished a copy of Form 990-PF to the Attorney General (or designate) of each state as required by General Instruction G? <i>If 'No,' attach explanation</i>	X	
9 Is the foundation claiming status as a private operating foundation within the meaning of section 4942(j)(3) or 4942(j)(5) for calendar year 2009 or the taxable year beginning in 2009 (see instructions for Part XIV)? <i>If 'Yes,' complete Part XIV</i>		X
10 Did any persons become substantial contributors during the tax year? <i>If 'Yes,' attach a schedule listing their names and addresses</i>		X

Part VII-A Statements Regarding Activities Continued

11 At any time during the year, did the foundation, directly or indirectly, own a controlled entity within the meaning of section 512(b)(13)? If 'Yes', attach schedule (see instructions)	11		X
12 Did the foundation acquire a direct or indirect interest in any applicable insurance contract before August 17, 2008?	12		X
13 Did the foundation comply with the public inspection requirements for its annual returns and exemption application? Website address ▶ N/A	13	X	
14 The books are in care of ▶ <u>ANDREW J. HONZEL</u> Telephone no. ▶ _____ Located at ▶ <u>12929 FOREST MEADOWS WAY LAKE OSWEGO OR</u> ZIP + 4 ▶ <u>97034</u>			
15 Section 4947(a)(1) nonexempt charitable trusts filing Form 990-PF in lieu of Form 1041 - Check here and enter the amount of tax-exempt interest received or accrued during the year	15	N/A	▶ <input type="checkbox"/> N/A

Part VII-B Statements Regarding Activities for Which Form 4720 May Be Required

File Form 4720 if any item is checked in the 'Yes' column, unless an exception applies.

		Yes	No
1a During the year did the foundation (either directly or indirectly)			
(1) Engage in the sale or exchange, or leasing of property with a disqualified person? <input type="checkbox"/> Yes <input checked="" type="checkbox"/> No			
(2) Borrow money from, lend money to, or otherwise extend credit to (or accept it from) a disqualified person? <input type="checkbox"/> Yes <input checked="" type="checkbox"/> No			
(3) Furnish goods, services, or facilities to (or accept them from) a disqualified person? <input type="checkbox"/> Yes <input checked="" type="checkbox"/> No			
(4) Pay compensation to, or pay or reimburse the expenses of, a disqualified person? <input type="checkbox"/> Yes <input checked="" type="checkbox"/> No			
(5) Transfer any income or assets to a disqualified person (or make any of either available for the benefit or use of a disqualified person)? <input type="checkbox"/> Yes <input checked="" type="checkbox"/> No			
(6) Agree to pay money or property to a government official? (Exception. Check 'No' if the foundation agreed to make a grant to or to employ the official for a period after termination of government service, if terminating within 90 days.) <input type="checkbox"/> Yes <input checked="" type="checkbox"/> No			
b If any answer is 'Yes' to 1a(1)-(6), did any of the acts fail to qualify under the exceptions described in Regulations section 53.4941(d)-3 or in a current notice regarding disaster assistance (see the instructions)? Organizations relying on a current notice regarding disaster assistance check here ▶ <input type="checkbox"/>	1b		N/A
c Did the foundation engage in a prior year in any of the acts described in 1a, other than excepted acts, that were not corrected before the first day of the tax year beginning in 2009?	1c		X
2 Taxes on failure to distribute income (section 4942) (does not apply for years the foundation was a private operating foundation defined in section 4942(j)(3) or 4942(j)(5))			
a At the end of tax year 2009, did the foundation have any undistributed income (lines 6d and 6e, Part XIII) for tax year(s) beginning before 2009? <input type="checkbox"/> Yes <input checked="" type="checkbox"/> No If 'Yes,' list the years ▶ 20__ , 20__ , 20__ , 20__ .			
b Are there any years listed in 2a for which the foundation is not applying the provisions of section 4942(a)(2) (relating to incorrect valuation of assets) to the year's undistributed income? (If applying section 4942(a)(2) to all years listed, answer 'No' and attach statement - see the instructions.)	2b		N/A
c If the provisions of section 4942(a)(2) are being applied to any of the years listed in 2a, list the years here ▶ 20__ , 20__ , 20__ , 20__			
3a Did the foundation hold more than a 2% direct or indirect interest in any business enterprise at any time during the year? <input type="checkbox"/> Yes <input checked="" type="checkbox"/> No			
b If 'Yes,' did it have excess business holdings in 2009 as a result of (1) any purchase by the foundation or disqualified persons after May 26, 1969, (2) the lapse of the 5-year period (or longer period approved by the Commissioner under section 4943(c)(7)) to dispose of holdings acquired by gift or bequest, or (3) the lapse of the 10-, 15-, or 20-year first phase holding period? (Use Schedule C, Form 4720, to determine if the foundation had excess business holdings in 2009.)	3b		N/A
4a Did the foundation invest during the year any amount in a manner that would jeopardize its charitable purposes?	4a		X
b Did the foundation make any investment in a prior year (but after December 31, 1969) that could jeopardize its charitable purpose that had not been removed from jeopardy before the first day of the tax year beginning in 2009?	4b		X

BAA

Part VII-B Statements Regarding Activities for Which Form 4720 May Be Required (continued)

5a During the year did the foundation pay or incur any amount to

(1) Carry on propaganda, or otherwise attempt to influence legislation (section 4945(e))? Yes No

(2) Influence the outcome of any specific public election (see section 4955); or to carry on, directly or indirectly, any voter registration drive? Yes No

(3) Provide a grant to an individual for travel, study, or other similar purposes? Yes No

(4) Provide a grant to an organization other than a charitable, etc, organization described in section 509(a)(1), (2), or (3), or section 4940(d)(2)? (see instructions) Yes No

(5) Provide for any purpose other than religious, charitable, scientific, literary, or educational purposes, or for the prevention of cruelty to children or animals? Yes No

b If any answer is 'Yes' to 5a(1)-(5), did any of the transactions fail to qualify under the exceptions described in Regulations section 53.4945 or in a current notice regarding disaster assistance (see instructions)? 5b N/A

Organizations relying on a current notice regarding disaster assistance check here ▶

c If the answer is 'Yes' to question 5a(4), does the foundation claim exemption from the tax because it maintained expenditure responsibility for the grant? N/A Yes No

If 'Yes,' attach the statement required by Regulations section 53.4945-5(d).

6a Did the foundation, during the year, receive any funds, directly or indirectly, to pay premiums on a personal benefit contract? Yes No

b Did the foundation, during the year, pay premiums, directly or indirectly, on a personal benefit contract? 6b X

If 'Yes' to 6b, file Form 8870.

7a At any time during the tax year, was the foundation a party to a prohibited tax shelter transaction? Yes No

b If yes, did the foundation receive any proceeds or have any net income attributable to the transaction? 7b N/A

Part VIII Information About Officers, Directors, Trustees, Foundation Managers, Highly Paid Employees, and Contractors

1 List all officers, directors, trustees, foundation managers and their compensation (see instructions).

(a) Name and address	(b) Title and average hours per week devoted to position	(c) Compensation (if not paid, enter -0-)	(d) Contributions to employee benefit plans and deferred compensation	(e) Expense account, other allowances
ANDREW J. HONZEL 12929 FOREST MEADOWS WAY LAKE OSWEGO, OR 97034	CO TRUSTEE 0	0.	0.	0.
KAREN MUSICA 4776 HYADA BLVD. NE TACOMA, WA 98422	CO TRUSTEE 0	0.	0.	0.

2 Compensation of five highest-paid employees (other than those included on line 1— see instructions). If none, enter 'NONE.'

(a) Name and address of each employee paid more than \$50,000	(b) Title and average hours per week devoted to position	(c) Compensation	(d) Contributions to employee benefit plans and deferred compensation	(e) Expense account, other allowances
NONE				

Total number of other employees paid over \$50,000 ▶ 0

Part VIII Information About Officers, Directors, Trustees, Foundation Managers, Highly Paid Employees, and Contractors (continued)

3 Five highest-paid independent contractors for professional services – (see instructions). If none, enter 'NONE.'

(a) Name and address of each person paid more than \$50,000	(b) Type of service	(c) Compensation
NONE ----- -----		
----- -----		
----- -----		
----- -----		
----- -----		

Total number of others receiving over \$50,000 for professional services ▶ 0

Part IX-A Summary of Direct Charitable Activities

List the foundation's four largest direct charitable activities during the tax year. Include relevant statistical information such as the number of organizations and other beneficiaries served, conferences convened, research papers produced, etc

	Expenses
1 N/A ----- -----	
2 ----- -----	
3 ----- -----	
4 ----- -----	

Part IX-B Summary of Program-Related Investments (see instructions)

Describe the two largest program-related investments made by the foundation during the tax year on lines 1 and 2.	Amount
1 N/A ----- -----	
2 ----- -----	
All other program-related investments See instructions 3 ----- -----	
Total. Add lines 1 through 3 ▶	0.

Part X Minimum Investment Return (All domestic foundations must complete this part. Foreign foundations, see instructions.)

1 Fair market value of assets not used (or held for use) directly in carrying out charitable, etc, purposes.		
a Average monthly fair market value of securities	1a	15,921,326.
b Average of monthly cash balances	1b	1,888,545.
c Fair market value of all other assets (see instructions)	1c	
d Total (add lines 1a, b, and c)	1d	17,809,871.
e Reduction claimed for blockage or other factors reported on lines 1a and 1c (attach detailed explanation)	1e	0.
2 Acquisition indebtedness applicable to line 1 assets	2	0.
3 Subtract line 2 from line 1d	3	17,809,871.
4 Cash deemed held for charitable activities. Enter 1-1/2% of line 3 (for greater amount, see instructions)	4	267,148.
5 Net value of noncharitable-use assets. Subtract line 4 from line 3. Enter here and on Part V, line 4	5	17,542,723.
6 Minimum investment return. Enter 5% of line 5	6	877,136.

Part XI Distributable Amount (see instructions) (Section 4942(j)(3) and (j)(5) private operating foundations and certain foreign organizations check here and do not complete this part.)

1 Minimum investment return from Part X, line 6	1	877,136.
2a Tax on investment income for 2009 from Part VI, line 5	2a	1,808.
b Income tax for 2009 (This does not include the tax from Part VI.)	2b	
c Add lines 2a and 2b	2c	1,808.
3 Distributable amount before adjustments. Subtract line 2c from line 1	3	875,328.
4 Recoveries of amounts treated as qualifying distributions	4	
5 Add lines 3 and 4	5	875,328.
6 Deduction from distributable amount (see instructions)	6	
7 Distributable amount as adjusted. Subtract line 6 from line 5. Enter here and on Part XIII, line 1	7	875,328.

Part XII Qualifying Distributions (see instructions)

1 Amounts paid (including administrative expenses) to accomplish charitable, etc, purposes		
a Expenses, contributions, gifts, etc — total from Part I, column (d), line 26	1a	1,110,959.
b Program-related investments — total from Part IX-B	1b	
2 Amounts paid to acquire assets used (or held for use) directly in carrying out charitable, etc, purposes	2	
3 Amounts set aside for specific charitable projects that satisfy the:		
a Suitability test (prior IRS approval required)	3a	
b Cash distribution test (attach the required schedule)	3b	
4 Qualifying distributions. Add lines 1a through 3b. Enter here and on Part V, line 8, and Part XIII, line 4	4	1,110,959.
5 Foundations that qualify under section 4940(e) for the reduced rate of tax on net investment income. Enter 1% of Part I, line 27b (see instructions)	5	1,808.
6 Adjusted qualifying distributions. Subtract line 5 from line 4	6	1,109,151.

Note: The amount on line 6 will be used in Part V, column (b), in subsequent years when calculating whether the foundation qualifies for the section 4940(e) reduction of tax in those years.

Part XIII Undistributed Income (see instructions)

	(a) Corpus	(b) Years prior to 2008	(c) 2008	(d) 2009
1 Distributable amount for 2009 from Part XI, line 7				875,328.
2 Undistributed income, if any, as of the end of 2009:				
a Enter amount for 2008 only			1,092,086.	
b Total for prior years: 20 __, 20 __, 20 __		0.		
3 Excess distributions carryover, if any, to 2009:				
a From 2004				
b From 2005				
c From 2006				
d From 2007				
e From 2008				
f Total of lines 3a through e	0.			
4 Qualifying distributions for 2009 from Part XII, line 4. ▶ \$ <u>1,110,959.</u>				
a Applied to 2008, but not more than line 2a			1,092,086.	
b Applied to undistributed income of prior years (Election required — see instructions)		0.		
c Treated as distributions out of corpus (Election required — see instructions)	0.			
d Applied to 2009 distributable amount				18,873.
e Remaining amount distributed out of corpus	0.			
5 Excess distributions carryover applied to 2009 (If an amount appears in column (d), the same amount must be shown in column (a).)	0.			0.
6 Enter the net total of each column as indicated below:				
a Corpus Add lines 3f, 4c, and 4e. Subtract line 5	0.			
b Prior years' undistributed income Subtract line 4b from line 2b		0.		
c Enter the amount of prior years' undistributed income for which a notice of deficiency has been issued, or on which the section 4942(a) tax has been previously assessed		0.		
d Subtract line 6c from line 6b. Taxable amount — see instructions		0.		
e Undistributed income for 2008 Subtract line 4a from line 2a. Taxable amount — see instructions			0.	
f Undistributed income for 2009. Subtract lines 4d and 5 from line 1. This amount must be distributed in 2010				856,455.
7 Amounts treated as distributions out of corpus to satisfy requirements imposed by section 170(b)(1)(F) or 4942(g)(3) (see instructions)	0.			
8 Excess distributions carryover from 2004 not applied on line 5 or line 7 (see instructions)	0.			
9 Excess distributions carryover to 2010. Subtract lines 7 and 8 from line 6a	0.			
10 Analysis of line 9.				
a Excess from 2005				
b Excess from 2006				
c Excess from 2007				
d Excess from 2008				
e Excess from 2009				

Part XIV Private Operating Foundations (see instructions and Part VII-A, question 9)

N/A

1a If the foundation has received a ruling or determination letter that it is a private operating foundation, and the ruling is effective for 2009, enter the date of the ruling ▶

b Check box to indicate whether the foundation is a private operating foundation described in section 4942(j)(3) or 4942(j)(5)

	Tax year				(e) Total
	(a) 2009	(b) 2008	(c) 2007	(d) 2006	
2a Enter the lesser of the adjusted net income from Part I or the minimum investment return from Part X for each year listed					
b 85% of line 2a					
c Qualifying distributions from Part XII, line 4 for each year listed					
d Amounts included in line 2c not used directly for active conduct of exempt activities					
e Qualifying distributions made directly for active conduct of exempt activities. Subtract line 2d from line 2c					
3 Complete 3a, b, or c for the alternative test relied upon.					
a 'Assets' alternative test – enter					
(1) Value of all assets.					
(2) Value of assets qualifying under section 4942(j)(3)(B)(i)					
b 'Endowment' alternative test – enter 2/3 of minimum investment return shown in Part X, line 6 for each year listed					
c 'Support' alternative test – enter.					
(1) Total support other than gross investment income (interest, dividends, rents, payments on securities loans (section 512(a)(5)), or royalties)					
(2) Support from general public and 5 or more exempt organizations as provided in section 4942(j)(3)(B)(iii)					
(3) Largest amount of support from an exempt organization					
(4) Gross investment income					

Part XV Supplementary Information (Complete this part only if the organization had \$5,000 or more in assets at any time during the year – see instructions.)

1 **Information Regarding Foundation Managers:**
a List any managers of the foundation who have contributed more than 2% of the total contributions received by the foundation before the close of any tax year (but only if they have contributed more than \$5,000). (See section 507(d)(2).)
ANDREW J. HONZEL

b List any managers of the foundation who own 10% or more of the stock of a corporation (or an equally large portion of the ownership of a partnership or other entity) of which the foundation has a 10% or greater interest.
NONE

2 **Information Regarding Contribution, Grant, Gift, Loan, Scholarship, etc, Programs:**
Check here if the foundation only makes contributions to preselected charitable organizations and does not accept unsolicited requests for funds. If the foundation makes gifts, grants, etc, (see instructions) to individuals or organizations under other conditions, complete items 2a, b, c, and d

a The name, address, and telephone number of the person to whom applications should be addressed.

b The form in which applications should be submitted and information and materials they should include

c Any submission deadlines.

d Any restrictions or limitations on awards, such as by geographical areas, charitable fields, kinds of institutions, or other factors

Part XV Supplementary Information (continued)

3 Grants and Contributions Paid During the Year or Approved for Future Payment

Recipient Name and address (home or business)	If recipient is an individual, show any relationship to any foundation manager or substantial contributor	Foundation status of recipient	Purpose of grant or contribution	Amount
a Paid during the year SEE STATEMENT 8				
Total			▶ 3a	1,110,959.
b Approved for future payment				
Total			▶ 3b	

Part XVII Information Regarding Transfers To and Transactions and Relationships With Noncharitable Exempt Organizations

1 Did the organization directly or indirectly engage in any of the following with any other organization described in section 501(c) of the Code (other than section 501(c)(3) organizations) or in section 527, relating to political organizations?

	Yes	No
1 a (1)		X
1 a (2)		X
1 b (1)		X
1 b (2)		X
1 b (3)		X
1 b (4)		X
1 b (5)		X
1 b (6)		X
1 c		X

a Transfers from the reporting foundation to a noncharitable exempt organization of:

- (1) Cash
- (2) Other assets

b Other transactions.

- (1) Sales of assets to a noncharitable exempt organization
- (2) Purchases of assets from a noncharitable exempt organization
- (3) Rental of facilities, equipment, or other assets
- (4) Reimbursement arrangements
- (5) Loans or loan guarantees
- (6) Performance of services or membership or fundraising solicitations

c Sharing of facilities, equipment, mailing lists, other assets, or paid employees.

d If the answer to any of the above is 'Yes,' complete the following schedule. Column (b) should always show the fair market value of the goods, other assets, or services given by the reporting foundation. If the foundation received less than fair market value in any transaction or sharing arrangement, show in column (d) the value of the goods, other assets, or services received.



(a) Line no	(b) Amount involved	(c) Name of noncharitable exempt organization	(d) Description of transfers, transactions, and sharing arrangements
N/A			

2a Is the foundation directly or indirectly affiliated with, or related to, one or more tax-exempt organizations described in section 501(c) of the Code (other than section 501(c)(3)) or in section 527? Yes No

b If 'Yes,' complete the following schedule

(a) Name of organization	(b) Type of organization	(c) Description of relationship
N/A		

Under penalties of perjury, I declare that I have examined this return, including accompanying schedules and statements, and to the best of my knowledge and belief, it is true, correct, and complete. Declaration of preparer (other than taxpayer or fiduciary) is based on all information of which preparer has any knowledge.

SIGNATURE			Date	11-15-10	Title	CO TRUSTEE
	Signature of officer or trustee		Date	11-15-10	Title	
HERE	Preparer's signature			Date	11-15-10	Preparer's Identifying number (See Signature in the instrs)
	Firm's name (or yours if self employed), address, and ZIP code	CUSTOM TAX AND ACCOUNTING CUSTOM TAX & ACCOUNTING 913 N WATTS STREET PORTLAND, OR 97217		Check if self employed	<input type="checkbox"/>	N/A
Paid Preparer's Use Only		EIN		N/A		
		Phone no		(503) 380-4095		

HONZEL FAMILY FOUNDATION

93-1223928

STATEMENT 1
FORM 990-PF, PART I, LINE 16B
ACCOUNTING FEES

	(A) EXPENSES PER BOOKS	(B) NET INVESTMENT INCOME	(C) ADJUSTED NET INCOME	(D) CHARITABLE PURPOSES
CUSTOM TAX & ACCOUNTING	\$ 9,930.			
TOTAL	<u>\$ 9,930.</u>	<u>\$ 0.</u>	<u>\$ 0.</u>	<u>\$ 0.</u>

STATEMENT 2
FORM 990-PF, PART I, LINE 18
TAXES

	(A) EXPENSES PER BOOKS	(B) NET INVESTMENT INCOME	(C) ADJUSTED NET INCOME	(D) CHARITABLE PURPOSES
FOREIGN TAX - FIRST REPUBLIC	\$ 1,469.			
FOREIGN TAX - FIRST REPUBLIC #002122	123.			
FOREIGN TAX - LAZARD LTD	1.			
FOREIGN TAX 311-19K40	3,538.			
FOREIGN TAX 311-62M16	2,706.			
LOCAL TAX	2,260.			
TOTAL	<u>\$ 10,097.</u>	<u>\$ 0.</u>	<u>\$ 0.</u>	<u>\$ 0.</u>

STATEMENT 3
FORM 990-PF, PART I, LINE 23
OTHER EXPENSES

	(A) EXPENSES PER BOOKS	(B) NET INVESTMENT INCOME	(C) ADJUSTED NET INCOME	(D) CHARITABLE PURPOSES
FIRST REPUBLIC	\$ 8,375.	\$ 8,375.	\$ 8,375.	
FIRST REPUBLIC #002122	2,635.	2,635.	2,635.	
FROM LAZARD LTD K-1	1.	1.	1.	
FROM LAZARD LTD K-1	27.	27.	27.	
FROM UNG FUND	4.	4.	4.	
PLATTE RIVER	91,234.	91,234.	91,234.	
TOTAL	<u>\$ 102,276.</u>	<u>\$ 102,276.</u>	<u>\$ 102,276.</u>	<u>\$ 0.</u>

HONZEL FAMILY FOUNDATION

93-1223928

STATEMENT 4
FORM 990-PF, PART II, LINE 13
INVESTMENTS - OTHER

	VALUATION METHOD	BOOK VALUE	FAIR MARKET VALUE
<u>OTHER PUBLICLY TRADED SECURITIES</u>			
MERRILL LYNCH - MUTUAL FUNDS	COST	\$ 1,372,314.	\$ 1,218,825.
FIRST REPUBLIC - MUTUAL FUNDS	COST	98,283.	124,346.
	TOTAL	<u>\$ 1,470,597.</u>	<u>\$ 1,343,171.</u>

STATEMENT 5
FORM 990-PF, PART III, LINE 3
OTHER INCREASES

FEDERAL TAX REFUND	\$	2,026.
NT DISTRIBUTIONS		583.
TE INCOME		109.
	TOTAL \$	<u>2,718.</u>

STATEMENT 6
FORM 990-PF, PART III, LINE 5
OTHER DECREASES

OTHER DECREASE	\$	76,016.
	TOTAL \$	<u>76,016.</u>

STATEMENT 7
FORM 990-PF, PART IV, LINE 1
CAPITAL GAINS AND LOSSES FOR TAX ON INVESTMENT INCOME

ITEM	(A) DESCRIPTION	(B) HOW ACQUIRED	(C) DATE ACQUIRED	(D) DATE SOLD
1	FROM UNG K-1	PURCHASED	VARIOUS	VARIOUS
2	FROM FIRST REPUBLIC #003721	PURCHASED	VARIOUS	VARIOUS
3	FROM FIRST REPUBLIC #003721	PURCHASED	VARIOUS	VARIOUS
4	FROM MERRILL LYNCH ACCT#311-19K40	PURCHASED	VARIOUS	VARIOUS
5	FROM MERRILL LYNCH ACCT#311-19K40	PURCHASED	VARIOUS	VARIOUS
6	SECURITIES LITIGATION	PURCHASED	VARIOUS	VARIOUS
7	LAZARD INC	PURCHASED	VARIOUS	VARIOUS
8	LAZARD INC	PURCHASED	VARIOUS	VARIOUS
9	FROM UNG K-1	PURCHASED	VARIOUS	VARIOUS
10	ADJUSTMENT FOR UNG GAIN/LOSS	PURCHASED	VARIOUS	VARIOUS
11	ADJUSTMENT FOR LAZARD GAIN/LOSS	PURCHASED	VARIOUS	VARIOUS
12	CAPITAL GAIN DIVIDENDS			

ITEM	(E) GROSS SALES	(F) DEPREC. ALLOWED	(G) COST BASIS	(H) GAIN (LOSS)	(I) FMV 12/31/69	(J) ADJ. BAS. 12/31/69	(K) EXCESS (I) - (J)	(L) GAIN (LOSS)
1	0.		458.	-458.				\$ -458.
2	585,968.		651,211.	-65,243.				-65,243.

HONZEL FAMILY FOUNDATION

93-1223928

STATEMENT 7 (CONTINUED)
FORM 990-PF, PART IV, LINE 1
CAPITAL GAINS AND LOSSES FOR TAX ON INVESTMENT INCOME

ITEM	(E) GROSS SALES	(F) DEPREC. ALLOWED	(G) COST BASIS	(H) GAIN (LOSS)	(I) FMV 12/31/69	(J) ADJ. BAS. 12/31/69	(K) EXCESS (I) - (J)	(L) GAIN (LOSS)
3	273,810.		267,076.	6,734.				\$ 6,734.
4	4055178.		5004210.	-949,032.				-949,032.
5	13964483.		13317891.	646,592.				646,592.
6	5,041.		0.	5,041.				5,041.
7	74,800.		70,673.	4,127.				4,127.
8	74,909.		70,775.	4,134.				4,134.
9	0.		305.	-305.				-305.
10	23.		0.	23.				23.
11	766.		0.	766.				766.
12								856.
								TOTAL \$-346,765.

STATEMENT 8
FORM 990-PF, PART XV, LINE 3A
RECIPIENT PAID DURING THE YEAR

NAME AND ADDRESS	DONEE RELATIONSHIP	FOUND- ATION STATUS	PURPOSE OF GRANT	AMOUNT
BENEDICTINE FOUNDATION OF OR. PO BOX 912 MT. ANGEL, OR 97362	NONE	501C3	WHERE NEED IS GREATEST	\$ 5,000.
BETTER PEOPLE 4310 NE MARTIN LUTHER KING JR. PORTLAND, OR 97211	NONE	501C3	WHERE NEED IS GREATEST	35,000.
BLANCHET HOUSE 340 NW GLISAN PORTLAND, OR 97209	NONE	501C3	WHERE NEED IS GREATEST	5,000.
BOY SCOUTS OF AMERICA 2145 SW NAITO PARKWAY PORTLAND, OR 97201	NONE	501C3	WHERE NEED IS GREATEST	25,000.
CATHOLIC CHARITIES 231 SE 12TH ST. PORTLAND, OR 97214	NONE	501C3	WHERE NEED IS GREATEST	75,000.
CATHOLIC RELIEF SERVICES 209 WEST FAYETTE ST. BALTIMORE, MD 21201	NONE	501C3	WHERE NEED IS GREATEST	45,000.

2009 Realized Capital Gains/Losses (continued)

Quantity	Security	Reg	Date Acquired	Date Sold	Sale Proceeds	Investment Cost Basis	Gain/Loss
LONG TERM GAIN LOSS							
943.00	PROLOGIS INC PFD(Con't) (743410706)	D	12/11/07	02/19/09	8,624.42	(21,323.12)	(12,698.70)
	SECURITY TOTAL:				16,462.30	(40,951.01)	(24,488.71)
1000.00	WELLS FARGO CAPITAL IV PFD GTD CAP SEC 7 $\frac{1}{2}$ (94976Y207)		01/03/08	07/22/09	23,828.29	(23,966.60)	(138.31)
	TOTAL LONG TERM GAIN LOSS				273,810.25	(267,076.15)	6,734.10
	GRAND TOTAL REALIZED GAIN/LOSS				859,778.51	(918,287.64)	(58,509.13)

C

C

2009 Realized Capital Gains/Losses (continued)

Quantity	Security	Reg	Date Acquired	Date Sold	Sale Proceeds	Investment Cost Basis	Gain/Loss
LONG TERM GAIN LOSS							
420.00	BAXTER INTL INC COM (071813109)	D	05/15/03	03/19/09	21,907.07	(14,578.74)	7,328.33
451.00	(071813109)	D	03/10/03	03/19/09	23,524.03	(16,897.29)	6,626.74
	SECURITY TOTAL:				45,431.10	(31,476.03)	13,955.07
2500.00	BAYTEX ENERGY TRUST UNIT (073176109)	D	03/10/06	11/18/09	64,296.34	(39,744.25)	24,552.09
4960.15	COLUMBIA BOND FUND (19765Y886)	4	02/28/03	03/13/09	43,202.88	(46,709.60)	(3,506.72)
360.00	ETF FIRST TR ISE REV NAT GAS (33734J102)	D	12/21/07	12/09/09	5,621.94	(8,046.36)	(2,424.42)
600.00	(33734J102)	D	08/28/08	12/09/09	9,369.90	(14,833.38)	(5,463.48)
	SECURITY TOTAL:				14,991.84	(22,879.74)	(7,887.90)
670.00	ISHARES XINHUA CHINA IX FUND (464287184)	D	10/10/08	10/12/09	28,545.96	(18,325.90)	10,220.06
500.00	ORACLE CORP COM (68389X105)	D	05/12/08	10/02/09	10,189.79	(10,748.50)	(558.71)
1896.72	PIMCO FOREIGN BOND FUND (722005220)	4	12/18/08	12/21/09	19,194.84	(16,160.08)	3,034.76
200.00	PROLOGIS INC PFD (743410706)	D	01/02/08	02/19/09	1,829.14	(4,325.86)	(2,496.72)
257.00	(743410706)	D	12/12/07	02/19/09	2,350.45	(5,878.03)	(3,527.58)
400.00	(743410706)	D	01/28/08	03/19/09	3,658.29	(9,424.00)	(5,765.71)



1633200

2009 Realized Capital Gains/Losses (continued)

Quantity	Security	Reg	Date Acquired	Date Sold	Sale Proceeds	Investment Cost Basis	Gain/Loss
SHORT TERM GAIN LOSS							
170.00	WEYERHAEUSER CO COM(Con't) (962166104)	D	10/24/08	07/07/09	4,813.99	(5,275.44)	(461.45)
180.00	(962166104)	D	08/07/08	07/07/09	5,097.16	(9,033.77)	(3,936.61)
220.00	(962166104)	D	08/05/08	07/07/09	6,229.86	(12,161.45)	(5,931.59)
	SECURITY TOTAL:				25,768.99	(42,485.33)	(16,716.34)
200.00	LAZARD LTD SHS A (G54050102)	D	10/02/09	11/30/09	7,499.25	(7,983.90)	(484.65)
800.00	EUROSEAS LTD (Y23592200)	D	03/13/09	09/28/09	3,440.63	(3,679.80)	(239.17)
830.00	(Y23592200)	D	03/11/09	09/28/09	3,569.66	(3,645.69)	(76.03)
	SECURITY TOTAL:				7,010.29	(7,325.49)	(315.20)
	TOTAL SHORT TERM GAIN LOSS				585,968.26	(651,211.49)	(65,243.23)
LONG TERM GAIN LOSS							
100.00	ABB LTD (000375204)	D	05/05/08	11/20/09	1,866.95	(3,111.97)	(1,245.02)
58.00	BAC CAP TR III PFD GTD CAP SECS 7.000% (05518E202)	D	11/05/02	03/13/09	672.79	(1,508.00)	(835.21)
59.00	(05518E202)	D	11/06/02	03/13/09	684.40	(1,542.85)	(858.45)
148.00	(05518E202)	D	11/04/02	03/13/09	1,716.79	(3,847.26)	(2,130.47)
235.00	(05518E202)	D	11/01/02	03/13/09	2,725.98	(6,104.36)	(3,378.38)
	SECURITY TOTAL:				5,799.96	(13,002.47)	(7,202.51)

C

C

C

Realized Capital Gains/Losses (continued)

Quantity	Security	Reg	Date Acquired	Date Sold	Sale Proceeds	Investment Cost Basis	Gain/Loss
SHORT TERM GAIN LOSS							
510.00	SCHWAB CHARLES CORP(Con't) (809513105)	D	03/18/09	09/18/09	8,788.14	(7,525.15)	1,262.99
SECURITY TOTAL:							
					14,991.54	(12,866.04)	2,125.50
220.00	STERICYCLE (858912108)	D	01/16/09	08/07/09	11,208.60	(11,074.51)	134.09
150.00	TARGET CORP COM (87612E106)	D	03/04/09	06/04/09	5,971.56	(4,116.54)	1,855.02
200.00	(87612E106)	D	03/13/09	06/04/09	7,962.07	(5,972.64)	1,989.43
SECURITY TOTAL:							
					13,933.63	(10,089.18)	3,844.45
480.00	ETF UNITED ST NATURAL GAS (912318102)	D	03/27/09	04/23/09	6,563.11	(7,396.70)	(833.59)
200.00	VCA ANTECH INC (918194101)	D	07/07/09	09/15/09	5,029.07	(5,176.94)	(147.87)
280.00	VANGUARD INDEX FDS REIT ETF (922908553)	D	09/22/09	10/28/09	10,958.81	(12,360.68)	(1,401.87)
320.00	VERIZON COMMUNICATIONS INC (92343V104)	D	10/20/08	09/17/09	9,585.23	(9,197.82)	387.41
50.00	MEYERHABUSER CO COM (962166104)	D	08/28/08	07/07/09	1,415.88	(2,794.64)	(1,378.76)
60.00	(962166104)	D	10/15/08	07/07/09	1,699.06	(2,410.51)	(711.45)
100.00	(962166104)	D	09/23/08	07/07/09	2,831.76	(6,228.33)	(3,396.57)
130.00	(962166104)	D	10/16/08	07/07/09	3,681.28	(4,581.19)	(899.91)



1533200

2009 Realized Capital Gains/Losses (continued)

Quantity	Security	Reg	Date Acquired	Date Sold	Sale Proceeds	Investment Cost Basis	Gain/Loss
SHORT TERM GAIN LOSS							
30.00	ETF PROSHARES TRUST (74347R883)	D	03/03/09	03/04/09	3,118.81	(3,274.46)	(155.65)
70.00	(74347R883)	D	03/03/09	03/12/09	6,648.58	(7,640.41)	(991.83)
90.00	(74347R883)	D	03/03/09	03/16/09	7,765.64	(9,823.38)	(2,057.74)
10.00	(74347R883)	D	03/03/09	03/20/09	864.05	(1,091.49)	(227.44)
100.00	(74347R883)	D	03/02/09	03/20/09	8,640.49	(10,503.08)	(1,862.59)
	SECURITY TOTAL:				27,037.57	(32,332.82)	(5,295.25)
80.00	QUALCOMM (747525103)	D	06/26/09	09/18/09	3,542.83	(3,711.78)	(168.95)
140.00	(747525103)	D	03/24/09	09/18/09	6,199.95	(5,342.40)	857.55
160.00	(747525103)	D	03/19/09	09/18/09	7,085.66	(6,039.04)	1,046.62
	SECURITY TOTAL:				16,828.44	(15,093.22)	1,735.22
70.00	RESEARCH IN MOTION LTD COM (760975102)	D	09/25/09	10/27/09	4,466.46	(4,853.80)	(387.34)
100.00	(760975102)	D	06/26/09	10/27/09	6,380.66	(7,086.10)	(705.44)
110.00	(760975102)	D	09/23/09	10/27/09	7,018.72	(9,627.40)	(2,608.68)
	SECURITY TOTAL:				17,865.84	(21,567.30)	(3,701.46)
240.00	SPDR INDEX RUSSEL/NOMURA FDS (78463X822)	D	07/01/09	10/01/09	9,351.00	(9,230.14)	120.86
360.00	SCHWAB CHARLES CORP (808513105)	D	03/23/09	09/18/09	6,203.40	(5,340.89)	862.51

C

C

C

Realized Capital Gains/Losses (continued)

Quantity	Security	Reg	Date Acquired	Date Sold	Sale Proceeds	Investment Cost Basis	Gain/Loss
SHORT TERM GAIN LOSS							
60.00	MONSANTO CO (61166W101)	D	05/29/09	09/10/09	4,726.63	(4,857.32)	(130.69)
170.00	(61166W101)	D	02/20/09	09/10/09	13,392.10	(13,550.04)	(157.94)
	SECURITY TOTAL:				18,118.73	(18,407.36)	(288.63)
160.00	NORDSTROM INC (655664100)	D	03/12/09	06/04/09	3,359.91	(2,407.74)	952.17
200.00	(655664100)	D	03/13/09	06/04/09	4,199.89	(3,086.64)	1,113.25
310.00	(655664100)	D	03/04/09	06/04/09	6,509.84	(4,310.05)	2,199.79
	SECURITY TOTAL:				14,069.64	(9,804.43)	4,265.21
210.00	PACCAR INC (693718108)	D	09/01/09	11/30/09	7,704.26	(7,394.00)	310.26
230.00	(693718108)	D	09/14/09	11/30/09	6,438.00	(8,999.72)	(561.72)
	SECURITY TOTAL:				16,142.26	(16,393.72)	(251.46)
110.00	PFIZER INC COM (717081103)	D	10/24/08	01/06/09	1,953.52	(1,831.57)	121.95
400.00	(717081103)	D	10/17/08	01/06/09	7,103.72	16,904.16)	199.56
380.00	(717081103)	D	10/24/08	03/10/09	4,895.78	(6,327.23)	(1,431.45)
210.00	(717081103)	D	10/24/08	04/02/09	2,918.73	(3,496.62)	(577.89)
410.00	(717081103)	D	11/06/08	04/02/09	5,698.48	(6,777.83)	(1,079.35)
	SECURITY TOTAL:				22,570.23	(25,337.41)	(2,767.18)



1433200

2009 Realized Capital Gains/Losses (continued)

Quantity	Security	Reg	Date Acquired	Date Sold	Sale Proceeds	Investment Cost Basis	Gain/Loss
SHORT TERM GAIN LOSS							
940.00	ISHARES DJ SELECT DIVIDEND INDEX (464287168)	D	10/13/08	02/23/09	27,905.59	(41,508.72)	(13,603.13)
90.00	ISHARES XINHUA CHINA IX FUND (464287184)	D	12/10/08	08/05/09	3,756.62	(2,813.29)	943.33
130.00	(464287184)	D	10/13/08	08/05/09	5,426.23	(4,174.16)	1,252.07
270.00	(464287184)	D	10/10/08	08/05/09	11,269.86	(7,385.07)	3,884.79
100.00	(464287184)	D	12/03/08	10/12/09	4,260.59	(2,702.77)	1,557.82
	SECURITY TOTAL:				24,713.30	(17,075.29)	7,638.01
280.00	ISHARES TR MSCI ALL COUNTRY ASIA EX JAPAN (464288182)	D	07/20/09	08/26/09	13,680.20	(13,444.84)	235.36
140.00	JOHNSON & JOHNSON COM (478160104)	D	10/15/08	04/09/09	7,176.22	(8,582.40)	(1,406.18)
340.00	LOWES COMPANIES (548661107)	D	07/31/09	08/17/09	6,907.16	(7,660.20)	(753.04)
410.00	MARKET VECTORS RUSSIA ETF (57060U506)	D	03/16/09	05/20/09	9,126.41	(5,659.80)	3,466.61
530.00	(57060U506)	D	04/09/09	05/20/09	11,797.55	(9,259.68)	2,537.87
	SECURITY TOTAL:				20,923.96	(14,919.48)	6,004.48
1837.30	MATTHEWS ASIAN GROWTH & INCOME FUND (577130206)	4	10/14/08	01/22/09	20,100.11	(24,877.10)	(4,776.99)

C

C
... 158 78 3 ...

C

2009 Realized Capital Gains/Losses (continued)

Quantity	Security	Reg	Date Acquired	Date Sold	Sale Proceeds	Investment Cost Basis	Gain/Loss
SHORT TERM GAIN LOSS							
310.00	FREPORT-MCMORAN COPPER (35671D857)	D	03/13/09	04/17/09	13,304.86	(11,398.92)	1,905.94
300.00	GENERAL ELEC CO COM (369604103)	D	11/13/08	01/14/09	4,232.47	(4,586.76)	(354.29)
720.00		D	10/10/08	01/14/09	10,157.92	(13,853.50)	(3,695.58)
	SECURITY TOTAL:				14,390.39	(18,440.26)	(4,049.87)
100.00	GILEAD SCIENCES INC (375558103)	D	08/08/08	03/03/09	4,451.53	(5,699.50)	(1,247.97)
400.00		D	05/08/08	03/03/09	17,806.10	(21,687.16)	(3,881.06)
190.00		D	06/19/09	12/23/09	8,190.69	(8,944.48)	(753.79)
	SECURITY TOTAL:				30,448.32	(36,331.14)	(5,882.82)
250.00	HCP INC (40414L109)	D	11/07/08	02/19/09	4,534.08	(6,505.30)	(1,971.22)
310.00		D	11/11/08	02/19/09	5,622.25	(7,042.46)	(1,420.21)
	SECURITY TOTAL:				10,156.33	(13,547.76)	(3,391.43)
430.00	INTEL CORP COM (458140100)	D	10/15/08	03/02/09	5,484.71	(6,701.03)	(1,216.32)
1200.00	ISHARES INC MSCI CDA INDEX (464286509)	D	05/22/09	06/17/09	25,503.42	(26,043.24)	(539.82)
440.00	ISHARES MSCI SOUTH KOREA IND EX FUND (464286772)	D	09/22/09	10/28/09	19,248.80	(20,967.54)	(1,718.74)



1333200

2009 Realized Capital Gains/Losses

Quantity	Security	Reg	Date Acquired	Date Sold	Sale Proceeds	Investment Cost Basis	Gain/Loss
SHORT TERM GAIN LOSS							
180.00	ABBOTT LABS (002824100)	D	08/19/08	03/27/09	8,417.94	(10,603.53)	(2,185.59)
170.00	ALLERGAN INC COM (018490102)	D	02/12/09	05/28/09	7,417.61	(7,255.53)	162.08
200.00	(018490102)	D	03/13/09	05/28/09	8,726.59	(8,176.64)	549.95
	SECURITY TOTAL:				16,144.20	(15,432.17)	712.03
240.00	BARCLAYS BK PLC ETN IPTH IDX (06739H644)	D	05/07/09	07/01/09	3,983.73	(4,663.20)	(679.47)
360.00	(06739H644)	D	06/02/09	07/01/09	5,975.59	(6,911.03)	(935.44)
240.00	(06739H644)	D	09/10/09	11/23/09	3,210.61	(3,563.28)	(352.67)
510.00	(06739H644)	D	09/08/09	11/23/09	6,822.56	(6,841.80)	(19.24)
	SECURITY TOTAL:				19,992.49	(21,979.31)	(1,986.82)
200.00	DEVON ENERGY (25179N103)	D	08/13/08	02/11/09	10,317.86	(19,633.59)	(9,315.73)
330.00	EMCOR GROUP INC COM (29084Q100)	D	07/30/08	01/16/09	6,774.30	(10,725.10)	(3,950.80)
710.00	(29084Q100)	D	05/14/08	01/16/09	14,575.01	(19,359.64)	(4,784.63)
	SECURITY TOTAL:				21,349.31	(30,084.74)	(8,735.43)
220.00	EXPEDITORS INTL WASH INC COM (302130109)	D	06/05/09	07/13/09	6,513.11	(7,557.75)	(1,044.64)
280.00	(302130109)	D	09/16/09	11/05/09	8,757.75	(10,299.49)	(1,541.74)
	SECURITY TOTAL:				15,270.86	(17,857.24)	(2,586.38)

C

C
... 168783 ...

C

Other Receipts (continued)

2009

Date	Transaction Description	Cusip	System Code	Reg	Income Cash	Principal Cash
------	-------------------------	-------	-------------	-----	-------------	----------------

Total INCOME RECEIPT - TAX ANALYSIS REQUIRED

25.00

0.00

FIDUCIARY TAX REFUND (STATE&FEDERAL)

11/02/09 CK RECD FROM UNITED STATES TREASURY 2008 TAXES
EDUCATION EMPOWERMENT FUND

518

0.00

1,955.00

Total FIDUCIARY TAX REFUND (STATE&FEDERAL)

0.00

1,955.00

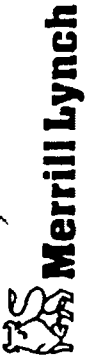
Grand Total

25.00

3,799.09



1233200



Account No.
311-19K40

Taxpayer No.
XX-XXX3928

Page
25 of 74

ANDREW J HONZEL TTEE

2009 TAX REPORTING STATEMENT

2009 PROCEEDS FROM BROKER & BARTER EXCHANGE TRANSACTIONS

(OMB NO. 1545-0715)

1099-B

Security
Description

Cusip
Number

Transaction
Description

Trade
Date

Amount

Remarks

IMPORTANT TAX INFORMATION

This is important tax information and is being furnished to the Internal Revenue Service. If you are required to file a return, a negligence penalty or other sanctions may be imposed on you if this income is taxable and the IRS determines that it has not been reported.



Account No.
311-19K40

Taxpayer No.
XX-XXX3928

Page
26 of 74

ANDREW J HONZEL TTEE

2009 TAX REPORTING STATEMENT

Your Tax Reporting Statement information that follows is a personal summary of your account activity and is not reported to the IRS.

The Capital Gain and Loss Transaction section is provided to facilitate your review and the preparation of your tax return. In calculating gain (loss), unless otherwise noted, it was assumed that the oldest position was liquidated first, and that an election was in effect to amortize the premium paid on the purchase of taxable bonds. The gain (loss) information may not include return of capital, sales load deferral or wash sales adjustments. RICs (which may include mutual funds and unit investment trusts) may reclassify principal distributions as capital gains. The Cost Basis for these securities may not have been adjusted on your statement to reflect such reclassifications. Please refer to information provided by the RIC and discuss with your tax advisor. Securities distributed from a retirement account reflect the tax basis on the date of distribution. Other methods for calculating gain (loss) are available. The cost basis for most Original Issue Discount ("OID") obligations includes the accretion of OID. For purposes of allocating original purchase price to the components of an equity unit consisting of a purchase contract and a debt security subject to a remarketing event, we assumed that the fair market value of the debt security on purchase date was equal to its adjusted issue price. The difference between your original cost and the amount allocable to the debt component was allocated to the purchase contract. In making adjustments to the cost basis of the purchase contract, it was assumed that the unit holder included contract adjustment payments in income when received.

Data from Forms 1099 (reportable Dividend and Interest) is also repeated in this summary for your convenience. Additionally, we have included items such as margin interest and select account fees if applicable. Please discuss the deductibility of these items with your tax advisor. For select clients, we have also included a summary of Visa charges and checking activity.

Merrill Lynch is neither a tax return preparer or tax advisor. Please see your tax advisor for more information.

2009 CAPITAL GAIN AND LOSS TRANSACTIONS

Security Description	Quantity	Date Acquired Cover of Short	Date Liquidated Short Sale	Amortization/Accretion Year-to-Date	Life-to-Date	Sales Price	Cost Basis	Gain pr. (Loss)
SHORT TERM CAPITAL GAINS								
AMER EAGLE OUTFITTERS	1050 0000	07/14/09	11/24/09			16,062.38	13,931.92	2,130.46
ACCENTURE LTD CL A	3000.0000	12/08/08	01/07/09			99,830.14	86,396.70	13,433.44
ALLERGAN INC	1500.0000	07/15/09	12/29/09			95,444.19	68,710.65	26,733.54
	500 0000	10/29/09	12/29/09			31,814.73	27,090.40	4,724.33
		Security Subtotal				127,258.92	95,801.05	31,457.87
ALTERA CORP COM	5000 0000	12/17/08	10/14/09			110,404.65	82,253.00	28,151.65
AMERICAN MED SYS HLDGS	5000 0000	03/16/09	06/09/09			78,922.96	48,700.00	30,222.96
	5000.0000	03/16/09	08/05/09			72,398.13	48,700.00	23,698.13
		Security Subtotal				151,321.09	97,400.00	53,921.09
ALPHA NATURAL RESOURCES	200.0000	05/12/09	08/17/09			6,758.08	5,724.28	1,033.80
	2200.0000	05/12/09	08/17/09			74,338.95	61,196.96	13,141.99
		Security Subtotal				81,097.03	66,921.24	14,175.79
AT& T INC	1000.0000	06/22/09	09/21/09			26,707.91	24,130.70	2,577.21
	2000 0000	06/22/09	09/21/09			53,415.82	48,310.00	5,105.82
		Security Subtotal				80,123.73	72,440.70	7,683.03



19510121006220015

0035002 000622



Account No.
311-19K40

Taxpayer No.
XX-XXX3928

Page
27 of 74

ANDREW J HONZEL TTEE

2009 TAX REPORTING STATEMENT

2009 CAPITAL GAIN AND LOSS TRANSACTIONS

Security Description	Quantity	Date Acquired Cover of Short	Date Liquidated Short Sale	Year-to-Date Life-to-Date	Life-to-Date Accretion	Sales Price	Cost Basis	Gain or (Loss)
ATHENAHEALTH INC	900.0000	02/27/09	09/29/09			34,869.69	23,756.49	11,113.20
	670.0000	02/27/09	10/06/09			25,766.19	17,685.39	8,080.80
	330.0000	02/27/09	10/06/09			12,690.82	8,971.48	3,719.34
Security Subtotal						73,326.70	50,413.36	22,913.34
ANALOG DEVICES INC COM	2000.0000	03/26/09	11/24/09			58,797.49	40,168.80	18,628.69
APACHE CORP	300.0000	04/15/09	06/24/09			21,737.28	19,957.05	1,780.23
	700.0000	04/15/09	06/24/09			50,720.35	46,660.11	4,060.24
Security Subtotal						72,457.63	66,617.16	5,840.47
ARCHER DANIELS MIDLD	700.0000	05/05/09	08/05/09			20,576.74	16,586.01	3,990.73
	700.0000	05/05/09	08/05/09			20,576.74	16,700.52	3,876.22
	194.0000	05/05/09	10/20/09			5,935.17	4,628.43	1,306.74
	1206.0000	05/05/09	10/20/09			36,927.61	28,772.64	8,154.97
Security Subtotal						84,016.26	66,687.60	17,328.66
AUTOMATIC DATA PROC	3500.0000	03/30/09	06/11/09			130,963.83	122,512.95	8,450.88
BROADCOM CORP CALIF CL A	1000.0000	10/16/08	05/01/09			23,177.20	13,861.09	9,316.11
BIOGEN IDEC INC	1500.0000	12/04/08	05/20/09			75,582.45	62,261.40	13,321.05
	500.0000	12/05/08	05/20/09			25,194.15	20,630.30	4,563.85
Security Subtotal						100,776.60	82,891.70	17,884.90
BAIDU INC SPON ADR	500.0000	03/11/09	03/16/09			85,486.87	80,760.00	4,726.87
BAXTER INTERNTL INC	770.0000	10/29/09	11/16/09			42,427.59	41,792.05	635.54
CABLEVISION NY GRP CL A	1060.0000	03/26/09	05/08/09			21,595.35	14,874.44	6,720.91
	3640.0000	03/26/09	05/20/09			72,673.27	51,078.31	21,594.96
	2800.0000	03/26/09	05/20/09			55,902.52	39,087.44	16,815.08
Security Subtotal						150,171.14	105,040.19	45,130.95



Account No.
311-19K40

Taxpayer No.
XX-XXX3928

Page
28 of 74

ANDREW J HONZEL TTEE

2009 TAX REPORTING STATEMENT

2009 CAPITAL GAIN AND LOSS TRANSACTIONS

Security Description	Quantity	Date Acquired Cover of Short	Date Liquidated Short Sale	Year-to-Date Amortization/Accretion Life-to-Date	Sales Price	Cost Basis	Gain or (Loss)
CITRIX SYSTEMS INC COM	1000.0000	11/25/08	05/13/09		27,336.69	25,626.00	1,710.69
	500.0000	11/25/08	09/24/09		18,823.56	12,813.00	6,010.56
	500.0000	11/25/08	09/24/09		18,823.57	12,813.00	6,010.57
Security Subtotal					64,983.82	51,252.00	13,731.82
CVS CAREMARK CORP	2290.0000	11/10/09	12/21/09		74,398.58	68,521.15	5,877.43
	710.0000	11/10/09	12/21/09		23,066.81	21,193.50	1,873.31
Security Subtotal					97,465.39	89,714.65	-7,750.74
CARNIVAL CORP PAIRED SHS	2500.0000	05/28/09	09/01/09		71,170.16	61,200.75	9,969.41
	500.0000	07/10/09	09/01/09		14,234.04	12,260.00	1,974.04
Security Subtotal					85,404.20	73,460.75	11,943.45
COVENTRY HEALTH CARE INC	440.0000	12/12/08	04/29/09		6,494.37	5,541.27	953.10
	560.0000	12/12/08	06/17/09		8,960.32	7,052.53	1,907.79
	1500.0000	02/23/09	06/17/09		24,000.89	21,066.45	2,934.44
Security Subtotal					39,455.58	33,660.25	5,795.33
CITIGROUP INC	5000.0000	02/27/09	03/18/09		12,249.93	8,220.99	4,028.94
	10000.0000	02/27/09	03/19/09		29,367.83	16,442.01	12,925.82
	1800.0000	02/27/09	03/19/09		5,286.21	3,042.00	2,244.21
Security Subtotal					46,903.97	27,705.00	19,198.97
CARMAX INC	5000.0000	05/15/09	09/17/09		96,857.00	52,808.00	44,049.00
CHIPOTLE MEXICAN GR CL B	1000.0000	03/05/09	04/09/09		58,252.70	46,088.30	12,164.40
CIENA CORP	2000.0000	07/08/09	09/24/09		31,321.19	17,904.00	13,417.19
	2000.0000	07/10/09	10/05/09		28,619.46	18,753.20	9,866.26
	3000.0000	07/08/09	10/05/09		42,929.19	26,856.00	16,073.19
Security Subtotal					102,869.84	63,513.20	39,356.64
COSAN LTD SHS A	7500.0000	05/04/09	06/16/09		46,630.79	29,602.50	17,028.29
	2500.0000	05/04/09	06/16/09		15,695.34	9,867.50	5,827.84
Security Subtotal					62,326.13	39,470.00	22,856.13



195101210006220014

0025004 000622



Account No.
311-19K40

Taxpayer No.
XX-XXX3928

Page
29 of 74

ANDREW J HONZEL TTEE

2009 TAX REPORTING STATEMENT

2009 CAPITAL GAIN AND LOSS TRANSACTIONS

Security Description	Quantity	Date Acquired Cover of Short	Date Liquidated Short Sale	Amortization/Accretion Year-to-Date	Life-to-Date	Sales Price	Cost Basis	Gain or (Loss)
CHICOS FAS INC COM	3310.0000	08/19/08	05/01/09			25,362.22	15,151.85	10,210.37
	2690.0000	08/19/08	05/05/09			21,766.37	12,313.74	9,452.63
	200.0000	08/19/08	05/05/09			1,623.95	915.52	708.43
	1080.0000	08/19/08	05/08/09			9,088.61	4,943.81	4,144.80
	2000.0000	08/19/08	05/29/09			18,570.92	9,155.20	9,415.72
	720.0000	08/19/08	06/08/09			7,098.58	3,295.88	3,802.70
	300.0000	08/20/08	06/08/09			2,957.75	1,405.14	1,552.61
	3500.0000	08/20/08	06/10/09			35,389.68	16,393.30	18,996.38
		Security Subtotal				121,858.08	63,574.44	58,283.64
CHUBB CORP	1000.0000	03/10/09	07/30/09			45,355.23	35,427.70	9,927.53
	500.0000	03/11/09	07/30/09			22,677.61	17,984.15	4,693.46
	1000.0000	05/19/09	07/30/09			45,355.24	39,175.40	6,179.84
		Security Subtotal				113,388.08	92,587.25	20,800.83
CINTAS CORP OHIO	3000.0000	10/10/08	09/24/09			87,890.53	68,230.80	19,659.73
DENTSPLY INTL INC	700.0000	12/19/08	10/27/09			25,064.95	19,093.06	5,971.89
	1800.0000	12/19/08	10/27/09			84,649.11	49,096.44	15,552.67
		Security Subtotal				89,714.06	68,189.50	21,524.56
DENBURY RES INC	3000.0000	10/31/08	03/25/09			49,347.93	37,102.20	12,245.73
DRYSHIPS INC	5000.0000	03/11/09	05/04/09			45,598.82	22,050.00	23,548.82
	2200.0000	03/17/09	05/04/09			20,063.48	8,941.46	11,122.02
	800.0000	03/17/09	05/04/09			7,295.81	3,213.04	4,082.77
	2000.0000	03/19/09	05/04/09			18,239.53	10,773.40	7,466.13
		Security Subtotal				91,197.64	44,977.90	46,219.74
DEERE CO	1500.0000	11/23/09	12/17/09			81,034.06	78,885.60	2,148.46
	250.0000	12/02/09	12/17/09			13,505.68	13,452.30	53.38
		Security Subtotal				94,539.74	92,337.90	2,201.84



Account No.
311-19K40

Taxpayer No.
XX-XX3928

Page
30 of 74

ANDREW J HONZEL TTEE

2009 TAX REPORTING STATEMENT

2009 CAPITAL GAIN AND LOSS TRANSACTIONS

Security Description	Quantity	Date Acquired Cover of Short	Date Liquidated Short Sale	Amortization/Accretion Year-to-Date	Life-to-Date	Sales Price	Cost Basis	Gain or (Loss)
D R HORTON INC	745.0000	12/15/08	08/17/09			8,818.11	5,530.21	3,287.90
	4255.0000	12/15/08	08/19/09			50,624.25	31,585.29	19,038.96
		Security Subtotal				59,442.36	37,115.50	22,326.86
DIEBOLD INC	800.0000	06/18/09	12/16/09			21,170.81	20,656.56	514.25
	1200.0000	06/18/09	12/16/09			31,732.22	30,984.84	747.38
	1000.0000	07/14/09	12/16/09			26,443.52	25,471.20	972.32
		Security Subtotal				79,346.55	77,112.60	2,233.95
EQUINIX INC	2000.0000	03/26/09	05/08/09			139,982.00	113,998.20	25,983.80
F E I COMPANY	3000.0000	01/05/09	10/30/09			71,600.35	58,094.10	13,506.25
	376.0000	01/06/09	10/30/09			8,973.91	7,527.52	1,446.39
	1000.0000	04/06/09	10/30/09			23,866.79	15,762.20	8,104.59
		Security Subtotal				104,441.05	81,383.82	23,057.23
FREEPRT-MCMRAN CPR & GLD	1500.0000	01/20/09	01/30/09			40,470.66	35,730.00	4,740.66
	500.0000	01/23/09	01/30/09			13,490.23	11,373.85	2,116.38
		Security Subtotal				53,960.89	47,103.85	6,857.04
FOREST LABS INC	2000.0000	06/26/09	09/01/09			57,758.71	50,122.20	7,636.51
GENENTECH INC NEW	600.0000	05/16/08	03/06/09			53,976.65	42,196.91	11,779.74
	700.0000	05/16/08	03/06/09			62,834.02	49,229.75	13,604.27
	200.0000	06/09/08	03/06/09			17,952.58	14,790.06	3,162.52
	100.0000	06/09/08	03/09/09			9,182.02	7,395.03	1,786.99
	400.0000	06/18/08	03/09/09			36,728.11	29,908.28	6,819.83
	1000.0000	06/20/08	03/09/09			91,820.29	74,675.60	17,144.69
		Security Subtotal				272,493.67	218,195.63	54,298.04
GENZYME CORPORATION	1000.0000	03/11/09	03/16/09			55,287.39	54,745.30	542.09



1*21012:10062:0015

0025006 000422



Account No.
311-19K40

Taxpayer No.
XX-XXX3928

Page
31 of 74

ANDREW J HONZEL TTEE

2009 TAX REPORTING STATEMENT

2009 CAPITAL GAIN AND LOSS TRANSACTIONS

Security Description	Quantity	Date Acquired Cover of Short	Date Liquidated Short Sale	Year-to-Date	Amortization/Accretion Life-to-Date	Sales Price	Cost Basis	Gain or (Loss)
GILEAD SCIENCES INC COM	900.0000	05/29/09	10/27/09			39,225.39	37,512.63	1,712.76
	600.0000	05/29/09	10/27/09			26,150.26	25,319.58	830.68
	500.0000	06/01/09	10/27/09			21,791.89	21,587.35	204.54
Security Subtotal						87,167.54	84,419.56	2,747.98
HARTFORD FINL SVCS GROUP	1500.0000	02/06/09	02/10/09			22,483.22	17,739.90	4,743.32
	1500.0000	02/06/09	02/11/09			22,483.22	17,739.90	4,743.32
	1000.0000	02/06/09	02/11/09			13,317.92	11,826.60	1,491.32
	2500.0000	03/17/09	03/31/09			19,656.89	17,032.75	2,624.14
	5000.0000	03/10/09	03/31/09			39,313.77	23,760.00	15,553.77
Security Subtotal						117,235.02	88,099.15	29,155.87
HEALTH NET INC	5000.0000	08/18/09	12/07/09			109,421.68	75,432.50	33,989.18
HANSEN MED INC	350.0000	04/21/09	05/04/09			1,824.34	1,137.50	686.84
	4150.0000	04/21/09	05/08/09			26,695.43	13,487.50	13,207.93
Security Subtotal						28,519.77	14,625.00	13,894.77
ILLINOIS TOOL WORKS INC	4000.0000	03/16/09	03/25/09			121,617.71	104,217.20	17,400.51
IVANHOE MINES LTD	10000.0000	03/09/09	03/31/09			62,159.65	42,111.00	20,048.65
ICICI BANK LTD SPD ADR	5000.0000	03/12/09	05/26/09			146,841.72	56,524.50	90,317.22
INTUITIVE SURGICAL INC	140.0000	01/08/09	02/02/09			14,675.10	14,417.90	257.20
	250.0000	01/08/09	05/13/09			38,484.84	25,746.24	12,738.60
	10.0000	01/08/09	08/04/09			2,266.68	1,029.86	1,236.82
	110.0000	01/09/09	08/04/09			24,933.55	11,665.56	13,267.99
	40.0000	01/12/09	09/10/09			9,815.17	4,040.05	5,775.12
	60.0000	01/12/09	09/10/09			14,722.75	6,060.07	8,662.68
	50.0000	01/12/09	09/10/09			12,268.96	5,050.06	7,218.90
	100.0000	03/23/09	09/10/09			24,537.94	9,484.04	15,053.90
	50.0000	03/23/09	09/17/09			12,424.60	4,742.02	7,682.58



Account No.
311-19K40

Taxpayer No.
XX-XXX3928

Page
32 of 74

ANDREW J HONZEL TTEE

2009 TAX REPORTING STATEMENT


2009 CAPITAL GAIN AND LOSS TRANSACTIONS

Security Description	Quantity	Date Acquired Cover of Short	Date Liquidated Short Sale	Year-to-Date Amortization/Accretion Life-to-Date	Sales Price	Cost Basis	Gain or (Loss)
INTUITIVE SURGICAL INC	150.0000	01/12/09	10/13/09		37,223.18	15,150.18	22,073.00
	190.0000	01/09/09	10/21/09		47,810.45	20,149.62	27,660.83
	350.0000	03/23/09	12/23/09		104,919.81	33,194.14	71,725.67
Security Subtotal					344,083.03	150,729.74	193,353.29
INTERCONTINENTALEXCHANGE	1000.0000	07/14/09	11/23/09		109,594.98	85,168.90	24,426.08
JUNIPER NETWORKS INC	520.0000	12/19/08	06/05/09		12,535.78	8,789.45	3,746.33
	1640.0000	12/19/08	09/09/09		42,786.16	27,720.59	15,065.57
	1200.0000	12/19/08	12/17/09		31,575.26	20,283.37	11,291.89
	1200.0000	12/19/08	12/17/09		31,575.27	20,283.35	11,291.92
	440.0000	12/19/08	12/18/09		11,245.41	7,437.24	3,808.17
Security Subtotal					129,717.88	84,514.00	45,203.88
LIBERTY MEDIA HLDG	10000.0000	01/08/09	08/26/09		97,962.47	36,254.00	61,708.47
ELI LILLY & CO	1000.0000	10/30/08	05/20/09		35,107.41	32,661.70	2,445.71
LIMITED BRANDS INC	5000.0000	03/11/09	05/11/09		58,274.99	37,199.00	21,075.99
	5000.0000	03/23/09	05/11/09		58,275.00	41,316.00	16,959.00
Security Subtotal					116,549.99	78,515.00	38,034.99
MYRIAD GENETICS INC	2500.0000	07/01/09	08/26/09		71,930.64	67,927.00	4,003.64
MICROSTRATEGY INC CLA NE	900.0000	05/04/09	08/27/09		56,169.53	36,813.06	19,356.47
	200.0000	05/05/09	08/27/09		12,482.12	8,355.88	4,126.24
	900.0000	05/12/09	08/28/09		55,739.79	39,384.00	16,355.79
Security Subtotal					124,391.44	84,552.94	39,838.50
MERITAGE HOMES CORP	5000.0000	07/08/09	08/14/09		110,904.14	75,642.00	35,262.14
MOSAIC CO	2200.0000	11/20/09	12/22/09		126,263.76	117,686.80	8,576.96
	500.0000	11/27/09	12/22/09		28,696.32	27,376.55	1,319.77
Security Subtotal					154,960.08	145,063.35	9,896.73



192101210004220016

0035008 000422



Account No.
311-19K40

Taxpayer No.
XX-XXX3928

Page
33 of 74

ANDREW J HONZEL TTEE

2009 TAX REPORTING STATEMENT

2009 CAPITAL GAIN AND LOSS TRANSACTIONS

Security Description	Quantity	Date Acquired Cover of Short	Date Liquidated Short Sale	Amortization/Accretion Year-to-Date	Life-to-Date	Sales Price	Cost Basis	Gain or (Loss)
MARINER ENERGY INC	259 0000	08/20/09	09/29/09			3,584.96	3,237.88	347.08
	1241 0000	08/20/09	09/29/09			17,111.65	15,514.36	1,597.29
	100 0000	08/20/09	10/27/09			1,467.29	1,250.15	217.14
	3400 0000	08/20/09	10/27/09			49,797.15	42,505.11	7,292.04
		Security Subtotal				71,961.05	62,507.50	9,453.55
MINDRAY MED INTL SPN ADR	2000 0000	07/09/09	11/10/09			63,293.56	53,659.60	9,633.96
	1000 0000	07/23/09	11/10/09			31,646.79	28,945.10	2,701.69
		Security Subtotal				94,940.35	82,604.70	12,335.65
MELCO CROWN ENTRTNMT LTD	1280 0000	08/12/09	10/07/09			8,826.91	7,010.43	1,816.48
	1280 0000	08/12/09	10/08/09			8,940.43	7,010.43	1,930.00
	1440 0000	08/12/09	10/09/09			10,351.89	7,886.73	2,465.16
	2300 0000	08/12/09	10/19/09			14,082.30	12,596.88	1,485.42
	4600 0000	08/13/09	10/19/09			28,164.61	24,696.94	3,467.67
	330 0000	08/13/09	10/19/09			2,020.51	1,699.50	321.01
		Security Subtotal				72,386.65	60,900.91	11,485.74
MEDNAX INC	2000 0000	06/23/09	11/17/09			114,390.45	79,144.80	35,245.65
	1000 0000	07/13/09	11/17/09			57,195.23	41,834.80	15,360.43
		Security Subtotal				171,585.68	120,979.60	50,606.08
MCDONALDS CORP COM	1500 0000	11/13/08	01/05/09			94,176.07	80,939.40	13,236.67
	1000 0000	11/13/08	03/27/09			55,273.59	53,959.60	1,313.99
		Security Subtotal				149,449.66	134,899.00	14,550.66
NATIONAL-OILWELL VARCO	500 0000	10/10/08	02/10/09			15,371.37	13,309.30	2,062.07
	400 0000	10/10/08	03/16/09			11,325.49	10,647.44	678.05
		Security Subtotal				26,696.86	23,956.74	2,740.12
NATIONWIDE FINL SVCS CLA	790 0000	03/26/08	01/09/09			41,277.50	37,227.26	4,050.24
	360 0000	06/05/08	01/09/09			18,810.01	18,363.52	446.49
	1300 0000	03/26/08	01/09/09			67,924.99	61,269.65	6,655.34
	220 0000	06/05/08	01/09/09			11,495.00	11,222.16	272.84
		Security Subtotal				139,507.50	128,082.59	11,424.91



Account No.
311-19K40

Taxpayer No.
XX-XXX3928

Page
34 of 74

ANDREW J HONZEL TTEE

2009 TAX REPORTING STATEMENT

2009 CAPITAL GAIN AND LOSS TRANSACTIONS

Security Description	Quantity	Date Acquired Cover of Short	Date Liquidated Short Sale	Year-to-Date	Amortization/Accretion Life-to-Date	Sales Price	Cost Basis	Gain or (Loss)
NVIDIA	5000.0000	10/16/08	03/26/09			51,173.73	37,149.50	14,024.23
	7500.0000	07/16/09	09/30/09			111,795.11	85,647.00	26,148.11
	Security Subtotal					162,968.84	122,796.50	40,172.34
NEWS CORP CL A	2500.0000	04/30/09	11/03/09			28,129.52	21,069.25	7,060.27
NEWMONT MINING CORP	2000.0000	01/29/09	02/03/09			79,222.55	74,768.20	4,454.35
OLD DOMINION FIGHT LINES	300.0000	04/23/08	01/02/09			8,583.19	8,298.96	284.23
	1000.0000	04/23/08	01/02/09			28,610.64	28,552.90	57.74
	1000.0000	05/23/08	01/02/09			28,610.64	28,439.90	170.74
	Security Subtotal					65,804.47	65,291.76	512.71
PETROHAWK ENERGY CORP	3000.0000	12/19/08	02/11/09			64,255.73	46,723.80	17,531.93
PPL CORPORATION	460.0000	09/15/09	12/18/09			14,931.16	13,568.52	1,362.64
	340.0000	09/15/09	12/23/09			10,945.30	10,028.92	916.38
	100.0000	09/15/09	12/23/09			3,219.20	2,937.60	281.60
	50.0000	09/15/09	12/23/09			1,609.61	1,474.56	135.05
	Security Subtotal					30,705.27	28,009.60	2,695.67
PETROLEO BRAS VTG SPD ADR	1100.0000	10/29/08	02/12/09			32,856.92	24,888.16	7,968.76
	300.0000	10/29/08	04/17/09			10,446.05	6,787.68	3,658.37
	260.0000	11/13/08	04/17/09			9,053.26	5,706.35	3,346.91
	570.0000	11/13/08	06/10/09			24,645.19	12,510.07	12,135.12
	Security Subtotal					77,001.42	49,892.26	27,109.16
PEABODY ENERGY CORP COM	5000.0000	12/29/08	01/12/09			132,992.75	109,365.50	23,627.25
PHILIP MORRIS INTL INC	1200.0000	11/13/08	10/21/09			61,319.63	46,545.24	14,774.39
	200.0000	11/18/08	10/21/09			10,219.94	7,741.94	2,478.00
	Security Subtotal					71,539.57	54,287.18	17,252.39
QUIDEL CORP	5000.0000	04/07/09	06/01/09			69,841.19	42,586.00	27,255.19



1031R121066220017

0035010 000423



Account No.
311-19K40

Taxpayer No.
XX-XXX3928

Page
35 of 74

ANDREW J HONZEL TTEE

2009 TAX REPORTING STATEMENT

2009 CAPITAL GAIN AND LOSS TRANSACTIONS

Security Description	Quantity	Date Acquired Cover of Short	Date Liquidated Short Sale	Year-to-Date Amortization/Accretion Life-to-Date	Sales Price	Cost Basis	Gain or (Loss)
RESEARCH IN MOTION LTD	1000.0000	11/19/08	01/12/09		46,964.13	46,414.70	549.43
	500.0000	02/13/09	04/06/09		29,960.73	24,284.30	5,676.43
	500.0000	02/13/09	04/15/09		32,202.97	24,284.30	7,918.67
	500.0000	03/18/09	04/15/09		32,202.97	20,218.55	11,984.42
Security Subtotal					141,330.80	115,201.85	26,128.95
RTI INTL METALS INC OHIO	1400.0000	12/14/09	12/28/09		35,635.24	30,490.88	5,144.36
	200.0000	12/14/09	12/28/09		5,090.75	4,391.18	699.57
	100.0000	12/14/09	12/29/09		2,501.88	2,195.59	306.29
	1300.0000	12/14/09	12/29/09		32,524.51	28,404.09	4,120.42
Security Subtotal					75,752.38	65,481.74	10,270.64
ROYAL DUTCH SHELL PLC	2000.0000	01/15/09	12/07/09		121,803.26	97,002.80	24,800.46
RIVERBED TECHNOLOGY INC	660.0000	09/19/08	06/05/09		14,245.40	9,752.29	4,493.11
ST JUDE MEDICAL INC	3000.0000	07/22/09	09/14/09		116,453.40	109,008.30	7,445.10
STARWOOD HOTELS AND	1000.0000	07/17/09	09/03/09		27,911.48	20,785.69	7,125.79
	2000.0000	07/17/09	11/23/09		65,308.32	41,571.41	23,736.91
	1000.0000	07/17/09	11/23/09		32,654.16	20,785.70	11,868.46
Security Subtotal					125,873.96	83,142.80	42,731.16
SAKS INC	5000.0000	06/02/09	09/09/09		31,180.69	21,160.50	10,020.19
SCHERING PLOUGH CORP	240.0000	07/21/08	03/09/09		4,744.49	4,612.96	131.53
	1500.0000	11/21/08	06/22/09		35,165.54	20,185.80	14,979.74
	170.0000	07/21/08	06/22/09		3,985.42	3,267.53	717.89
	1200.0000	10/15/08	06/22/09		28,132.43	16,824.84	11,307.59
	290.0000	07/21/08	06/23/09		6,788.72	5,574.00	1,214.72
Security Subtotal					78,816.60	50,465.13	28,351.47
SINA CORPORATION	3000.0000	03/17/09	05/08/09		83,318.05	62,165.40	21,152.65
	1000.0000	03/24/09	05/08/09		27,772.69	22,804.20	4,968.49
Security Subtotal					111,090.74	84,969.60	26,121.14



Account No.
311-19K40

Taxpayer No.
XX-XXX3928

Page
36 of 74

ANDREW J HONZEL TTEE

2009 TAX REPORTING STATEMENT

2009 CAPITAL GAIN AND LOSS TRANSACTIONS

Security Description	Quantity	Date Acquired Cover of Short	Date Liquidated Short Sale	Year-to-Date	Amortization/Accretion Life-to-Date	Sales Price	Cost Basis	Gain or (Loss)
SVB FINL GROUP	4230.0000	04/09/09	06/05/09			121,504.04	68,935.89	52,568.15
SUNCOR ENERGY INC NEW	1000.0000	03/27/09	12/21/09			34,813.40	23,486.10	11,327.30
	890.0000	03/27/09	12/29/09			31,891.34	20,902.62	10,988.72
Security Subtotal						66,704.74	44,388.72	22,316.02
SUNTRUST BKS INC COM	3000.0000	05/27/09	08/31/09			69,462.01	41,398.50	28,063.51
	2000.0000	05/27/09	09/10/09			41,938.72	27,599.00	14,339.72
Security Subtotal						111,400.73	68,997.50	42,403.23
TARGET CORP COM	400.0000	02/04/09	09/25/09			18,589.12	12,889.52	5,699.60
	440.0000	01/16/09	09/25/09			20,448.03	15,543.98	4,904.05
	600.0000	03/25/09	11/19/09			28,676.08	20,263.38	8,412.70
	1000.0000	03/31/09	11/19/09			47,793.47	32,899.80	14,893.67
Security Subtotal						115,506.70	81,596.68	33,910.02
TIMKEN COMPANY	5000.0000	03/23/09	04/22/09			73,315.61	69,874.50	3,441.11
URBAN OUTFITTERS INC	5000.0000	05/14/09	06/24/09			100,756.40	95,114.50	5,641.90
UNITED THERAPEUTICS CORP	400.0000	11/24/08	01/07/09			26,417.45	20,040.52	6,376.93
	1100.0000	11/24/08	01/23/09			71,140.44	55,111.43	16,029.01
	400.0000	11/25/08	01/23/09			25,869.26	20,324.48	5,544.78
Security Subtotal						123,427.15	95,476.43	27,950.72
UNITEDHEALTH GROUP INC	2000.0000	10/06/08	04/15/09			50,875.89	44,995.80	5,880.09
	1060.0000	10/06/08	04/28/09			25,840.01	23,847.77	1,992.24
	840.0000	10/06/08	04/29/09			20,111.26	18,898.23	1,213.03
	410.0000	10/06/08	05/04/09			9,650.45	9,224.14	426.31
	600.0000	10/06/08	05/05/09			13,940.28	13,498.74	441.54
	90.0000	10/06/08	05/05/09			2,205.60	2,024.82	180.78
	300.0000	12/17/08	05/05/09			7,352.03	7,188.84	163.19
	400.0000	02/23/09	05/05/09			9,802.72	9,605.96	196.76
Security Subtotal						139,778.24	129,284.30	10,493.94



193101210004320018

0035012 000422



Account No.
311-19K40

Taxpayer No.
XX-XXX3928

Page
37 of 74

ANDREW J HONZEL TTEE

2009 TAX REPORTING STATEMENT

2009 CAPITAL GAIN AND LOSS TRANSACTIONS

Security Description	Quantity	Date Acquired Cover of Short	Date Liquidated Short Sale	Amortization/Accretion Year-to-Date	Life-to-Date	Sales Price	Cost Basis	Gain or (Loss)
VALUECLICK INC DEL COM	5000.0000	02/13/09	11/24/09			49,588.72	36,153.00	13,435.72
VOLCANO CORP	5000.0000	06/01/09	06/22/09			72,040.64	63,094.00	8,946.64
	2500.0000	06/29/09	09/22/09			42,173.16	34,921.75	7,251.41
	1900.0000	06/29/09	10/29/09			28,416.80	26,540.53	1,876.27
	500.0000	06/29/09	10/29/09			7,492.80	6,984.35	508.45
	100.0000	06/29/09	10/30/09			1,532.96	1,396.87	136.09
		Security Subtotal				151,656.36	132,937.50	18,718.86
VMWARE, INC.	300.0000	01/26/09	04/23/09			9,373.38	6,531.21	2,842.17
	3500.0000	12/22/08	04/23/09			109,356.08	77,947.80	31,408.28
	530.0000	05/20/09	11/16/09			21,398.88	15,303.75	6,095.13
		Security Subtotal				140,128.34	99,782.76	40,345.56
VISA INC CL A SHRS	500.0000	10/10/08	06/24/09			31,203.34	24,087.80	7,115.54
VERISK ANALYTICS INC	140.0000	10/06/09	10/07/09			3,774.51	3,080.00	694.51
WATERS CORP	1000.0000	11/25/08	02/06/09			38,946.39	38,830.80	115.59
	760.0000	03/12/09	04/29/09			32,512.34	23,998.36	8,513.98
	740.0000	03/12/09	06/16/09			35,021.96	23,366.84	11,655.12
	1000.0000	03/26/09	06/16/09			47,326.99	33,801.80	13,525.19
		Security Subtotal				153,807.68	119,997.80	33,809.88
GLOBAL CROSSING LTD	1650.0000	06/02/09	09/25/09			23,459.92	14,539.79	8,920.13
	2850.0000	06/02/09	09/25/09			40,804.10	25,114.20	15,689.90
	2000.0000	06/02/09	09/28/09			29,562.63	17,624.01	11,938.62
		Security Subtotal				93,826.65	57,278.00	36,548.65
WHIRLPOOL CORP	570.0000	12/10/08	09/29/09			40,242.10	24,379.01	15,863.09
	540.0000	12/10/08	11/25/09			39,097.74	23,095.91	16,001.83
	180.0000	12/10/08	11/25/09			13,034.05	7,698.63	5,335.42
		Security Subtotal				92,373.89	55,173.55	37,200.34



Account No.
311-19K40

Taxpayer No.
XX-XXX3928

Page
38 of 74

ANDREW J HONZEL TTEE

2009 TAX REPORTING STATEMENT

2009 CAPITAL GAIN AND LOSS TRANSACTIONS

Security Description	Quantity	Date Acquired Cover of Short	Date Liquidated Short Sale	Year-to-Date Amortization/Accretion Life-to-Date	Sales Price	Cost Basis	Gain or (Loss)
WHOLE FOODS MKT INC COM	2500.0000	01/06/09	02/11/09		27,036.59	25,967.00	1,069.59
Short Term Capital Gains Subtotal							
					9,502,377.69	7,189,828.32	2,312,549.37
SHORT TERM CAPITAL LOSSES							
AVON PROD INC	800.0000	07/31/08	07/31/09		26,037.49	34,543.76	(8,506.27)
	900.0000	09/16/08	07/31/09		29,292.18	37,076.58	(7,784.40)
					55,329.67	71,620.34	(16,290.67)
Security Subtotal							
BANK OF AMERICA CORP	1420.0000	10/07/08	02/06/09		5,840.42	31,240.01	(25,399.59)
	1540.0000	12/03/09	12/17/09		23,308.53	25,190.85	(1,882.32)
					29,148.95	56,430.86	(27,281.91)
Security Subtotal							
BURGER KING HLDGS INC	2300.0000	04/16/09	05/01/09		37,187.28	42,438.45	(5,251.17)
BOSTON SCIENTIFIC CORP	1550.0000	09/16/08	04/16/09		13,776.82	19,714.29	(5,937.47)
	3450.0000	09/16/08	05/04/09		29,415.67	43,880.21	(14,464.54)
					43,192.49	63,594.50	(20,402.01)
Security Subtotal							
BED BATH & BEYOND INC	750.0000	12/03/08	03/03/09		15,773.09	16,396.65	(623.56)
	1250.0000	12/03/08	03/04/09		25,362.60	27,327.75	(1,965.15)
					41,135.69	43,724.40	(2,588.71)
Security Subtotal							
CARDINAL HEALTH INC OHIO	1100.0000	08/14/08	06/24/09		33,471.03	61,066.27	(27,595.24)
	800.0000	09/04/08	08/21/09		27,854.32	43,886.32	(16,032.00)
	1200.0000	09/09/08	08/21/09		41,781.49	63,900.00	(22,118.51)
					103,106.84	168,852.59	(65,745.75)
Security Subtotal							
COVENTRY HEALTH CARE INC	750.0000	09/26/08	04/28/09		10,604.80	25,860.45	(15,255.65)
	1400.0000	09/26/08	04/28/09		21,376.46	48,272.84	(26,896.38)
	250.0000	09/26/08	04/29/09		3,689.97	8,620.15	(4,930.18)
	900.0000	10/15/08	04/29/09		13,283.93	24,888.42	(11,604.49)
					48,955.16	107,641.86	(58,686.70)
Security Subtotal							



1021011000420010

0025014 000422



Account No.
311-19K40

Taxpayer No.
XX-XXX3928

Page
39 of 74

ANDREW J HONZEL TTEE

2009 TAX REPORTING STATEMENT

2009 CAPITAL GAIN AND LOSS TRANSACTIONS

Security Description	Quantity	Date Acquired Cover of Short	Date Liquidated Short Sale	Year-to-Date Amortization/Accretion Life-to-Date	Sales Price	Cost Basis	Gain or (Loss)
CITIGROUP INC	150.0000	09/24/08	01/16/09		567.10	2,868.98	(2,301.88)
	2200.0000	09/24/08	01/16/09		8,317.49	42,072.58	(33,755.09)
	1000.0000	09/25/08	01/16/09		3,780.68	19,573.30	(15,792.62)
Security Subtotal					12,665.27	64,514.86	(51,849.59)
CEMEX SAB DE CV SPND ADR	1700.0000	06/17/08	05/05/09		15,414.01	44,256.27	(28,842.26)
	600.0000	06/18/08	05/05/09		5,440.24	14,576.22	(9,135.98)
	600.0000	06/18/08	05/05/09		5,440.25	14,648.70	(9,208.45)
Security Subtotal					26,294.50	73,481.19	(47,186.69)
CHINA MOBILE LTD SPN ADR	1500.0000	08/04/09	11/30/09		69,686.40	78,873.45	(9,187.05)
	500.0000	08/13/09	11/30/09		23,228.80	28,464.00	(5,235.20)
Security Subtotal					92,915.20	107,337.45	(14,422.25)
CARMAX INC	3700.0000	05/06/09	05/12/09		42,063.10	48,272.42	(6,209.32)
CON-WAY INC	150.0000	08/22/08	01/12/09		3,731.24	7,370.29	(3,639.05)
	10.0000	08/22/08	05/08/09		281.98	491.36	(209.38)
	440.0000	09/22/08	05/08/09		12,407.42	21,527.83	(9,120.41)
	60.0000	09/22/08	05/15/09		1,660.25	2,935.62	(1,275.37)
	240.0000	09/23/08	05/15/09		6,641.01	11,059.32	(4,418.31)
	200.0000	09/23/08	05/28/09		6,383.47	9,216.10	(2,832.63)
	600.0000	09/25/08	05/28/09		19,150.42	27,081.66	(7,931.24)
	300.0000	09/26/08	05/28/09		9,575.22	13,347.54	(3,772.32)
Security Subtotal					59,831.01	93,029.72	(33,198.71)
CARDIONET INC	4000.0000	07/01/09	08/07/09		30,737.20	38,871.20	(8,134.00)
	1000.0000	07/01/09	08/07/09		7,750.69	9,717.80	(1,967.11)
Security Subtotal					38,487.89	48,589.00	(10,101.11)
CEPHALON INC COM	2500.0000	08/27/09	11/23/09		136,590.23	141,309.75	(4,719.52)
CONTINENTAL AIRLS CL B	2000.0000	01/21/09	05/05/09		25,565.94	32,837.60	(7,271.66)



Account No.
311-19K40

Taxpayer No.
XX-XXX3928

Page
40 of 74

ANDREW J HONZEL TTEE

2009 TAX REPORTING STATEMENT

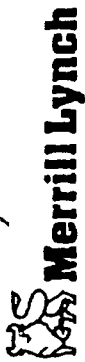
2009 CAPITAL GAIN AND LOSS TRANSACTIONS

Security Description	Quantity	Date Acquired Cover of Short	Date Liquidated Short Sale	Year-to-Date	Amortization/Accretion Life-to-Date	Sales Price	Cost Basis	Gain or (Loss)
DENBURY RES INC	260 0000	06/25/08	01/07/09			3,647.51	9,189.31	(5,541.80)
	840 0000	06/25/08	02/09/09			11,130.18	29,688.54	(18,558.36)
	2100 0000	06/25/08	03/25/09			34,543.54	74,221.35	(39,677.81)
	1500 0000	07/25/08	03/25/09			24,673.96	41,281.50	(16,607.54)
	1400 0000	08/05/08	03/25/09			23,029.03	31,110.94	(8,081.91)
		Security Subtotal				97,024.22	185,491.64	(88,467.42)
DILLARDS INC	1800 0000	04/03/08	01/07/09			8,852.88	36,778.68	(27,925.80)
	700 0000	04/03/08	01/07/09			3,442.79	14,574.07	(11,131.28)
	1000 0000	04/07/08	01/07/09			4,918.27	20,998.60	(16,080.33)
	1500 0000	04/24/08	01/07/09			7,377.42	30,706.35	(23,328.93)
		Security Subtotal				24,591.36	103,057.70	(78,466.34)
DEVON ENERGY CORP NEW	510 0000	01/05/09	01/20/09			30,981.20	34,547.40	(3,566.20)
	490 0000	01/05/09	01/22/09			27,661.32	33,192.60	(5,531.28)
		Security Subtotal				58,642.52	67,740.00	(9,097.48)
DEERE CO	60 0000	09/04/08	02/06/09			2,382.69	3,829.62	(1,446.93)
	640 0000	09/04/08	05/06/09			29,369.41	40,849.28	(11,479.87)
	50 0000	09/26/08	05/06/09			2,294.49	2,806.45	(511.96)
	950 0000	09/26/08	05/11/09			42,596.14	53,322.65	(10,726.51)
	600 0000	09/29/08	05/11/09			26,902.83	30,355.80	(3,452.97)
	250 0000	12/01/09	12/17/09			13,505.68	13,569.33	(63.65)
		Security Subtotal				117,051.24	144,733.13	(27,681.89)
DIEBOLD INC	2000 0000	07/30/08	01/02/09			56,233.27	73,591.40	(17,358.13)
	800 0000	08/15/08	01/02/09			22,493.32	30,279.84	(7,786.52)
		Security Subtotal				78,726.59	103,871.24	(25,144.65)
ENERGY CORP NEW	1000 0000	11/11/08	01/20/09			77,362.56	77,764.90	(402.34)
	100 0000	10/22/09	10/30/09			7,765.30	8,073.64	(308.34)
	900 0000	10/22/09	11/02/09			70,073.90	72,662.76	(2,588.86)
		Security Subtotal				155,201.76	158,501.30	(3,299.54)
ELAN CORP PLC	10000 0000	05/19/09	07/01/09			67,303.27	70,966.00	(3,662.73)



19310121006220020

0035016 000622



Account No.
311-19K40

Taxpayer No.
XX-XXX3928

Page
41 of 74

ANDREW J HONZEL TTEE

2009 TAX REPORTING STATEMENT

2009 CAPITAL GAIN AND LOSS TRANSACTIONS

Security Description	Quantity	Date Acquired Cover of Short	Date Liquidated Short Sale	Amortization/Accretion Year-to-Date	Life-to-Date	Sales Price	Cost Basis	Gain or (Loss)
FIRST SOLAR INC	500.0000	02/25/09	03/04/09			53,631.79	56,695.75	(3,063.96)
GOLD FIELDS SP ADR NEW	5000.0000	04/24/09	04/29/09			55,220.07	57,597.50	(2,377.43)
GILEAD SCIENCES INC COM	500.0000	07/21/09	10/27/09			21,791.90	23,482.65	(1,690.75)
HARTFORD FINL SVCS GROUP	300.0000	09/22/08	01/09/09			5,543.54	18,594.21	(13,050.67)
	1700.0000	09/22/08	01/15/09			21,733.18	105,367.20	(83,634.02)
	300.0000	09/24/08	01/15/09			3,835.27	16,250.94	(12,415.67)
Security Subtotal						31,111.99	140,212.35	(109,100.36)
HONEYWELL INTL INC DEL	1190.0000	07/18/08	01/02/09			39,209.09	60,381.80	(21,172.71)
HILL ROM HLDGS	4000.0000	06/24/08	01/02/09			65,526.83	109,040.00	(43,513.17)
HERSHEY COMPANY	3000.0000	05/30/08	03/11/09			93,324.07	118,104.60	(24,780.53)
HOLOGIC INC	2500.0000	12/23/08	01/22/09			28,721.33	32,228.50	(3,507.17)
HOME DEPOT INC	2500.0000	02/26/08	01/08/09			62,470.14	72,542.00	(10,071.86)
HUNT J B TRANS SVCS INC	500.0000	06/02/08	05/08/09			14,052.99	16,876.20	(2,823.21)
	500.0000	06/03/08	05/08/09			14,052.99	16,774.50	(2,721.51)
Security Subtotal						28,105.98	33,650.70	(5,544.72)
ICU MEDICAL INC	2500.0000	08/05/09	11/23/09			84,395.07	94,275.00	(9,879.93)
ILLUMINA INC COM	1000.0000	07/01/09	11/23/09			25,880.13	30,476.70	(4,596.57)
	500.0000	07/01/09	12/07/09			14,309.27	15,238.35	(929.08)
	210.0000	10/28/09	12/07/09			6,009.89	7,052.01	(1,042.12)
	790.0000	10/28/09	12/07/09			22,608.68	26,765.28	(4,156.60)
Security Subtotal						68,807.97	79,532.34	(10,724.37)



Account No.
311-19K40

Taxpayer No.
XX-XXX3928

Page
42 of 74

ANDREW J HONZEL TTEE

2009 TAX REPORTING STATEMENT

2009 CAPITAL GAIN AND LOSS TRANSACTIONS

Security Description	Quantity	Date Acquired Cover of Short	Date Liquidated Short Sale	Year-to-Date Amortization/Accretion Life-to-Date	Sales Price	Cost Basis	Gain or (Loss)
INSULET CORP	1086.0000	06/18/08	05/27/09		7,782.18	18,696.36	(10,914.18)
	182.0000	06/19/08	05/27/09		1,304.19	3,171.02	(1,866.83)
	612.0000	06/19/08	05/27/09		4,385.55	10,709.75	(6,324.20)
	810.0000	06/19/08	05/28/09		5,845.53	14,174.68	(8,329.15)
	840.0000	06/20/08	05/28/09		6,062.05	13,865.29	(7,803.24)
	1260.0000	06/20/08	06/01/09		8,896.50	20,797.94	(11,901.44)
	600.0000	07/15/08	06/01/09		4,236.43	9,504.96	(5,268.53)
	800.0000	07/15/08	06/02/09		6,080.32	12,673.28	(6,592.96)
		Security Subtotal			44,592.75	103,593.28	(59,000.53)
KRAFT FOODS INC VA CL A	1500.0000	10/10/08	03/25/09		35,200.90	39,569.10	(4,368.20)
	2500.0000	10/10/08	07/08/09		65,149.32	65,948.50	(799.18)
		Security Subtotal			100,350.22	105,517.60	(5,167.38)
LEAP WIRELESS INTL INC	2000.0000	01/16/09	01/23/09		47,989.73	50,411.60	(2,421.87)
LULULEMON ATHLETICA INC	4300.0000	12/11/08	01/14/09		26,783.25	33,960.97	(7,177.72)
	5700.0000	12/11/08	01/14/09		35,503.39	44,916.00	(9,412.61)
		Security Subtotal			62,286.64	78,876.97	(16,590.33)
ELI LILLY & CO	700.0000	06/16/08	05/20/09		24,575.17	33,179.30	(8,604.13)
	500.0000	06/20/08	05/20/09		17,553.69	23,772.30	(6,218.61)
		Security Subtotal			42,128.86	56,951.60	(14,822.74)
LOUISIANA PAC CORP	5000.0000	09/15/08	07/01/09		17,612.04	52,359.00	(34,746.96)
	2500.0000	09/22/08	07/01/09		8,806.03	26,335.50	(17,529.47)
		Security Subtotal			26,418.07	78,694.50	(52,276.43)
LOWE'S COMPANIES INC	4300.0000	09/22/09	10/26/09		88,856.35	91,012.94	(2,156.59)
	700.0000	09/22/09	10/26/09		14,615.62	14,816.06	(200.44)
		Security Subtotal			103,471.97	105,829.00	(2,357.03)
MARATHON OIL CORP	1200.0000	09/16/08	02/09/09		32,274.17	47,139.36	(14,865.19)
	210.0000	09/16/08	02/09/09		5,647.98	8,227.02	(2,579.04)
		Security Subtotal			37,922.15	55,366.38	(17,444.23)



193101210006520021

0025018 000422



Merrill Lynch

Account No.
311-19K40

Taxpayer No.
XX-XX3928

Page
43 of 74

ANDREW J HONZEL TTEE

2009 TAX REPORTING STATEMENT

2009 CAPITAL GAIN AND LOSS TRANSACTIONS

Security Description	Quantity	Date Acquired Cover of Short	Date Liquidated Short Sale	Year-to-Date Life-to-Date	Amortization/Accretion	Sales Price	Cost Basis	Gain or (Loss)
MOVE INC	10000.0000	03/19/09	03/25/09			13,567.92	15,704.00	(2,136.08)
MARSHALL AND ILSLEY CORP	5000.0000	01/23/09	03/03/09			20,702.88	28,976.50	(8,273.62)
MERCK&CO INC	900.0000	07/08/08	03/27/09			24,316.69	33,419.79	(9,103.10)
	700.0000	07/22/08	03/27/09			18,912.99	22,080.52	(3,167.53)
		Security Subtotal				43,229.68	55,500.31	(12,270.63)
NATIONAL-OILWELL VARCO	1100.0000	06/16/08	01/07/09			33,058.77	92,074.62	(59,015.85)
	360.0000	07/08/08	01/07/09			10,819.24	28,530.03	(17,710.79)
	370.0000	08/18/08	02/10/09			11,374.80	25,083.16	(13,708.36)
	440.0000	07/08/08	02/11/09			13,526.79	34,870.05	(21,343.26)
	300.0000	07/29/08	02/11/09			9,222.82	22,277.34	(13,054.52)
	130.0000	08/18/08	02/11/09			3,996.56	8,812.99	(4,816.43)
		Security Subtotal				81,998.98	211,648.19	(129,649.21)
NVIDIA	1410.0000	07/24/08	03/26/09			14,430.98	15,864.06	(1,433.08)
	800.0000	07/25/08	03/26/09			8,187.79	9,021.44	(833.65)
	800.0000	07/25/08	03/26/09			8,187.79	9,034.64	(846.85)
	950.0000	08/21/08	03/26/09			9,723.00	13,023.84	(3,300.84)
		Security Subtotal				40,529.56	46,943.98	(6,414.42)
NOBLE ENERGY INC	755.0000	11/07/08	01/02/09			37,121.03	37,419.24	(298.21)
NRG ENERGY INC	2100.0000	12/04/08	03/16/09			35,733.18	48,623.40	(12,890.22)
	1300.0000	12/17/08	03/16/09			22,059.18	28,651.61	(6,592.43)
	1200.0000	12/17/08	03/16/09			20,362.33	26,542.44	(6,180.11)
	400.0000	12/04/08	03/16/09			6,787.44	9,261.60	(2,474.16)
		Security Subtotal				84,942.13	113,079.05	(28,136.92)
NETAPP INC	600.0000	09/22/08	01/23/09			9,024.42	11,609.76	(2,585.34)
	600.0000	09/22/08	01/23/09			9,024.42	11,599.80	(2,575.38)
	1900.0000	09/22/08	01/23/09			28,577.37	36,900.85	(8,323.48)
		Security Subtotal				46,626.21	60,110.41	(13,484.20)



Account No.
311-19K40

Taxpayer No.
XX-XXX3928

Page
44 of 74

ANDREW J HONZEL TTEE

2009 TAX REPORTING STATEMENT

2009 CAPITAL GAIN AND LOSS TRANSACTIONS

Security Description	Quantity	Date Acquired Cover of Short	Date Liquidated Short Sale	Year-to-Date	Amortization/Accretion Life-to-Date	Sales Price	Cost Basis	Gain or (Loss)
OMNITURE INC	5000.0000	03/16/09	06/03/09			58,950.98	64,437.50	(5,486.52)
	2500.0000	03/23/09	06/03/09			29,475.49	34,747.25	(5,271.76)
		Security Subtotal				88,426.47	99,184.75	(10,758.28)
OCEANEERING INTL INC	900.0000	03/19/08	01/07/09			29,969.65	53,995.14	(24,025.49)
	260.0000	04/08/08	01/07/09			8,657.90	16,170.25	(7,512.35)
	700.0000	07/31/08	05/06/09			35,261.31	42,809.34	(7,548.03)
		Security Subtotal				73,888.86	112,974.73	(39,085.87)
OLD DOMINION FIGHT LINES	290.0000	02/01/08	01/02/09			8,297.08	8,494.08	(197.00)
	500.0000	02/06/08	01/02/09			14,305.31	14,451.45	(146.14)
	300.0000	02/11/08	01/02/09			8,583.19	8,918.70	(335.51)
	500.0000	05/22/08	01/02/09			14,305.32	14,428.60	(123.28)
	800.0000	09/22/08	01/02/09			22,888.51	26,349.36	(3,460.85)
	460.0000	09/23/08	01/02/09			13,160.90	14,213.31	(1,052.41)
	300.0000	09/26/08	01/02/09			8,583.20	8,676.69	(93.49)
		Security Subtotal				90,123.51	95,532.19	(5,408.68)
OMNICARE INC	3500.0000	04/22/09	06/17/09			83,432.24	92,694.35	(9,262.11)
	500.0000	05/18/09	06/17/09			11,918.90	13,098.25	(1,179.35)
		Security Subtotal				95,351.14	105,792.60	(10,441.46)
PETROLEO BRAS VTG SPD ADR	400.0000	09/17/08	02/12/09			11,947.97	15,951.24	(4,003.27)
	1100.0000	08/15/08	02/13/09			32,856.91	53,455.49	(20,598.58)
	400.0000	09/02/08	02/13/09			11,947.98	20,001.48	(8,053.50)
		Security Subtotal				56,752.86	89,408.21	(32,655.35)
PITNEY BOWES INC	4000.0000	06/02/09	06/04/09			91,139.65	92,653.60	(1,513.95)
RANGE RESOURCES CORP DEL	400.0000	07/08/08	02/06/09			15,544.31	23,266.24	(7,721.93)
	250.0000	07/17/08	02/06/09			9,715.20	14,414.35	(4,699.15)
		Security Subtotal				25,259.51	37,680.59	(12,421.08)
RESEARCH IN MOTION LTD	1500.0000	11/14/08	01/02/09			61,025.65	63,359.70	(2,334.05)



193101210004220022

0055620 000422



Account No.
311-19K40

Taxpayer No.
XX-XXX3928

Page
45 of 74

ANDREW J HONZEL TTEE

2009 TAX REPORTING STATEMENT

2009 CAPITAL GAIN AND LOSS TRANSACTIONS

Security Description	Quantity	Date Acquired Cover of Short	Date Liquidated Short Sale	Year-to-Date Amortization/Accretion Life-to-Date	Sales Price	Cost Basis	Gain or (Loss)
SANDISK CORP INC	1190.0000	04/02/08	01/09/09		14,461.03	29,348.37	(14,887.34)
STARWOOD HOTELS AND	2500.0000	09/24/08	05/27/09		58,617.23	77,801.75	(19,184.52)
	1500.0000	09/25/08	05/27/09		35,170.35	46,122.60	(10,952.25)
		Security Subtotal			93,787.58	123,924.35	(30,136.77)
SAKS INC	5000.0000	01/06/09	01/29/09		11,240.43	22,001.00	(10,760.57)
SEPRACOR INC COM	2100.0000	06/16/09	07/07/09		30,701.00	33,337.92	(2,636.92)
	2900.0000	06/16/09	07/07/09		42,396.62	48,185.11	(3,788.49)
		Security Subtotal			73,097.62	79,523.03	(6,425.41)
SINA CORPORATION	3000.0000	06/11/09	07/01/09		87,804.44	90,425.40	(2,620.96)
SONY CORP ADR NEW	4000.0000	07/07/08	01/02/09		86,921.51	173,585.60	(86,664.09)
SYNOVUS FINL CORP COM	2800.0000	05/05/09	06/10/09		8,319.42	10,200.96	(1,881.54)
	7200.0000	05/05/09	06/10/09		21,392.80	28,684.80	(7,292.00)
		Security Subtotal			29,712.22	38,885.76	(9,173.54)
TEMPLE INLAND INC COM	1560.0000	10/23/08	02/13/09		7,341.94	10,422.05	(3,080.11)
	3220.0000	10/23/08	02/13/09		15,154.52	21,532.46	(6,377.94)
		Security Subtotal			22,496.46	31,954.51	(9,458.05)
TARGET CORP COM	730.0000	01/16/09	02/18/09		21,549.91	25,788.85	(4,238.94)
	730.0000	01/16/09	02/19/09		21,549.91	25,788.85	(4,238.94)
		Security Subtotal			43,099.82	51,577.70	(8,477.88)
ULTRA PETROLEUM CORP	590.0000	09/02/08	05/01/09		26,420.29	38,096.06	(11,675.77)
UNITED THERAPEUTICS CORP	300.0000	03/16/09	04/22/09		16,751.80	18,226.62	(1,474.82)
	700.0000	03/16/09	05/01/09		42,242.02	42,528.78	(286.76)
		Security Subtotal			58,993.82	60,755.40	(1,761.58)



Account No.
311-19K40

Taxpayer No.
XX-XXX3928

Page
46 of 74

ANDREW J HONZEL TTEE

2009 TAX REPORTING STATEMENT

2009 CAPITAL GAIN AND LOSS TRANSACTIONS

Security Description	Quantity	Date Acquired Cover of Short	Date Liquidated Short Sale	Year-to-Date	Amortization/Accretion Life-to-Date	Sales Price	Cost Basis	Gain or (Loss)
UNITED PARCEL SVC CL B	260.0000	03/03/08	02/25/09			10,905.06	18,327.03	(7,421.97)
	150.0000	03/03/08	02/26/09			6,291.39	10,573.29	(4,281.90)
	500.0000	04/09/08	04/03/09			26,677.80	35,527.15	(8,849.35)
Security Subtotal						43,874.25	64,427.47	(20,553.22)
UNITEDHEALTH GROUP INC	200.0000	12/22/08	05/05/09			4,901.35	5,167.32	(265.97)
	100.0000	12/31/08	05/05/09			2,450.67	2,663.57	(212.90)
	300.0000	01/06/09	05/05/09			7,352.04	7,850.46	(498.42)
Security Subtotal						14,704.06	15,681.35	(977.29)
USG CORP COM NEW	2100.0000	09/09/08	01/02/09			16,724.09	58,124.64	(41,400.55)
	700.0000	09/10/08	01/02/09			5,574.70	19,999.49	(14,424.79)
Security Subtotal						22,298.79	78,124.13	(55,825.34)
VARIAN MEDICAL SYS INC	680.0000	04/30/09	07/10/09			21,585.97	22,866.76	(1,280.79)
	1220.0000	04/30/09	07/10/09			38,632.02	41,025.68	(2,393.66)
Security Subtotal						60,217.99	63,892.44	(3,674.45)
WATERS CORP	2000.0000	11/13/08	02/06/09			77,892.75	78,740.00	(847.25)
	500.0000	11/14/08	02/06/09			19,473.19	20,182.65	(709.46)
Security Subtotal						97,365.94	98,922.65	(1,556.71)
WHOLE FOODS MKT INC COM	1500.0000	01/23/09	02/11/09			16,221.96	16,873.50	(651.54)
WISCONSIN ENERGY CORP	1482.0000	06/12/09	06/25/09			59,193.85	60,734.73	(1,540.88)
	1018.0000	06/12/09	06/25/09			40,660.83	41,659.41	(998.58)
Security Subtotal						99,854.68	102,394.14	(2,539.46)
ZIONS BANCORP COM	1900.0000	07/03/08	05/11/09			37,722.95	51,429.60	(13,706.65)
	300.0000	10/13/08	05/11/09			5,956.27	9,221.19	(3,264.92)
	400.0000	09/24/08	05/11/09			7,941.67	15,887.28	(7,945.61)
	500.0000	10/07/08	05/11/09			9,927.10	18,530.10	(8,603.00)
	670.0000	07/03/08	05/11/09			13,302.30	18,135.69	(4,833.39)
Security Subtotal						74,850.29	113,203.86	(38,353.57)



19210121006420023

0025022 000422



Account No.
311-19K40

Taxpayer No.
XX-XXX3928

Page
47 of 74

ANDREW J HONZEL TTEE

2009 TAX REPORTING STATEMENT

2009 CAPITAL GAIN AND LOSS TRANSACTIONS

Security Description	Quantity	Date Acquired Cover of Short	Date Liquidated Short Sale	Year-to-Date	Amortization/Accretion Life-to-Date	Sales Price	Cost Basis	Gain or (Loss)
WELLS FARGO & CO NEW DEL	200.0000	11/10/08	04/13/09			3,775.74	5,400.00	(1,624.26)
	640.0000	11/10/08	04/13/09			12,594.61	17,280.00	(4,685.39)
Security Subtotal						16,370.35	22,680.00	(6,309.65)
WRIGHT MEDICAL GROUP INC	1440.0000	02/23/09	07/10/09			20,189.43	23,830.41	(3,640.98)
	950.0000	02/23/09	07/16/09			13,681.84	15,721.45	(2,039.61)
	1910.0000	02/23/09	07/16/09			27,728.48	31,608.41	(3,879.93)
Security Subtotal						61,599.75	71,160.27	(9,560.52)
Short Term Capital Losses Subtotal						4,494,566.12	6,164,425.16	(1,669,859.04)

NET SHORT TERM CAPITAL GAIN (LOSS)

642,690.33

LONG TERM CAPITAL GAINS

ABBOTT LABS	500.0000	11/15/06	01/20/09			25,000.20	23,479.99	1,520.21
	300.0000	11/15/06	01/22/09			15,782.91	14,088.00	1,694.91
	300.0000	11/15/06	01/23/09			15,782.91	14,088.00	1,694.91
	60.0000	11/15/06	01/26/09			3,159.25	2,817.61	341.64
	520.0000	07/20/07	02/02/09			28,747.93	27,615.79	1,132.14
Security Subtotal						88,473.20	82,089.39	6,383.81
AMER EXPRESS COMPANY	400.0000	07/22/08	11/10/09			15,628.55	14,875.57	752.98
	490.0000	07/31/08	11/10/09			19,144.99	18,251.76	893.23
	300.0000	07/22/08	11/12/09			12,038.57	11,156.67	881.90
Security Subtotal						46,812.11	44,284.00	2,528.11
ANALOG DEVICES INC COM	1200.0000	09/16/08	11/23/09			33,347.74	31,530.24	1,817.50
	200.0000	09/16/08	11/23/09			5,568.91	5,255.04	313.87
	100.0000	09/16/08	11/23/09			2,782.92	2,627.52	155.40
	1000.0000	09/16/08	11/24/09			29,398.74	26,275.20	3,123.54
Security Subtotal						71,098.31	65,688.00	5,410.31
BROADCOM CORP CALIF CLA	810.0000	10/16/08	12/14/09			24,507.94	11,227.49	13,280.45



Account No.
311-19K40

Taxpayer No.
XX-XXX3928

Page
48 of 74

ANDREW J HONZEL TTEE

2009 TAX REPORTING STATEMENT

2009 CAPITAL GAIN AND LOSS TRANSACTIONS

Security Description	Quantity	Date Acquired Cover of Short	Date Liquidated Short Sale	Year-to-Date	Amortization/Accretion Life-to-Date	Sales Price	Cost Basis	Gain or (Loss)
COGNIZANT TECH SOLUTNS A	1120.0000	10/23/08	11/04/09			46,787.91	19,731.15	27,056.76
COVIDIEN PLC SHS	60.0000	06/20/07	11/16/09			2,643.63	2,578.90	64.73
	600.0000	08/22/07	11/16/09			26,436.40	23,284.32	3,152.08
	340.0000	08/24/07	11/16/09			14,980.63	13,436.66	1,543.97
		Security Subtotal				44,060.66	39,299.88	4,760.78
COCA COLA COM	1000.0000	10/09/06	06/02/09			48,807.64	44,430.00	4,377.64
	500.0000	10/09/06	09/28/09			26,575.36	22,215.00	4,360.36
	500.0000	10/11/06	09/28/09			26,575.37	22,050.00	4,525.37
		Security Subtotal				101,958.37	88,695.00	13,263.37
DELTA AIR LINES INC	500.0000	03/03/08	12/30/09			5,613.06	5,131.56	481.50
	125.0000	03/03/08	12/30/09			1,403.26	1,294.70	108.56
	3125.0000	01/09/08	12/30/09			35,081.60	30,115.75	4,965.85
	625.0000	09/08/08	12/30/09			7,016.33	4,528.90	2,487.43
		Security Subtotal				49,114.25	41,070.91	8,043.34
DEERE CO	710.0000	11/21/06	01/09/09			32,685.23	30,620.45	2,064.78
FEDEX CORP DELAWARE COM	740.0000	11/21/08	12/14/09			66,268.92	42,532.83	23,736.09
HUNT J B TRANS SVCS INC	900.0000	02/28/08	05/08/09			25,295.38	25,237.80	57.58
INTEL CORP	430.0000	10/04/06	10/14/09			9,028.00	8,888.09	139.91
KOHL'S CORP WISC PV 1CT	180.0000	01/10/08	08/25/09			9,402.14	7,339.84	2,062.30
	490.0000	12/04/07	08/25/09			25,594.68	24,669.35	925.33
	460.0000	12/06/07	08/25/09			24,027.66	22,991.72	1,035.94
	223.0000	01/29/08	09/02/09			11,523.30	9,593.52	1,929.78
	137.0000	01/29/08	09/02/09			7,082.86	5,893.78	1,189.08
	90.0000	01/29/08	09/02/09			4,650.65	3,871.84	778.81
	30.0000	03/05/08	09/02/09			1,550.99	1,359.35	191.64
	380.0000	03/05/08	09/02/09			19,645.93	17,218.30	2,427.63
	30.0000	03/05/08	09/02/09			1,550.99	1,359.35	191.64



195101210004220024

0035024 000627



Account No.
311-19K40

Taxpayer No.
XX-XXX3928

Page
49 of 74

ANDREW J HONZEL TTEE

2009 TAX REPORTING STATEMENT

2009 CAPITAL GAIN AND LOSS TRANSACTIONS

Security Description	Quantity	Date Acquired		Date Liquidated	Year-to-Date	Amortization/Accretion	Life-to-Date	Sales Price	Cost Basis	Gain or (Loss)
		Cover of Short	Short Sale							
KOHL'S CORP WISC PV 1CT	30.0000	03/05/08	09/02/09					1,550.99	1,359.35	191.64
	203.0000	01/29/08	09/03/09					10,648.21	8,733.12	1,915.09
	10.0000	01/10/08	09/03/09					524.54	407.77	116.77
	100.0000	01/18/08	09/03/09					5,245.42	4,046.87	1,198.55
	300.0000	01/18/08	09/03/09					15,736.27	12,140.61	3,595.66
	500.0000	01/23/08	09/03/09					26,227.13	20,940.00	5,287.13
	300.0000	01/24/08	09/03/09					15,736.28	12,884.91	2,851.37
	47.0000	01/29/08	09/03/09					2,465.36	2,021.95	443.41
	313.0000	01/10/08	09/10/09					17,391.67	12,763.17	4,628.50
	497.0000	01/10/08	09/10/09					27,615.55	20,266.12	7,349.43
		Security Subtotal						228,170.62	189,860.92	38,309.70
PETROLEO BRAS VGT SPD ADR	70.0000	11/13/08	12/14/09					3,396.54	1,536.32	1,860.22
	30.0000	11/13/08	12/14/09					1,446.37	658.42	787.95
	70.0000	11/13/08	12/14/09					3,390.71	1,536.34	1,854.37
	250.0000	11/14/08	12/14/09					12,109.69	5,636.57	6,473.12
		Security Subtotal						20,343.31	9,367.65	10,975.66
PHILIP MORRIS INTL INC	500.0000	04/04/08	10/20/09					25,920.73	25,516.90	403.83
	150.0000	04/07/08	10/20/09					7,776.22	7,634.92	141.30
	550.0000	04/07/08	10/21/09					28,104.82	27,994.73	110.09
	700.0000	04/14/08	10/21/09					35,769.77	33,624.29	2,145.48
		Security Subtotal						97,571.54	94,770.84	2,800.70
SANDISK CORP INC	460.0000	04/02/08	12/28/09					14,121.91	11,344.75	2,777.16
	700.0000	04/04/08	12/28/09					21,489.86	18,022.41	3,467.45
	530.0000	04/25/08	12/28/09					16,270.90	14,510.55	1,760.35
		Security Subtotal						51,882.67	43,877.71	8,004.96
SOUTHWESTERN ENERGY CO	800.0000	05/17/07	01/07/09					27,247.44	18,116.56	9,130.88
	420.0000	08/02/07	01/07/09					14,304.91	8,494.29	5,810.62
		Security Subtotal						41,552.35	26,610.85	14,941.50



Account No.
311-19K40

Taxpayer No.
XX-XXX3928

Page
50 of 74

ANDREW J HONZEL TTEE

2009 TAX REPORTING STATEMENT

2009 CAPITAL GAIN AND LOSS TRANSACTIONS

Security Description	Quantity	Date Acquired Cover of Short	Date Liquidated Short Sale	Year-to-Date	Amortization/Accretion Life-to-Date	Sales Price	Cost Basis	Gain or (Loss)
STAPLES INC	1070.0000	08/19/08	12/23/09			26,632.68	24,760.12	1,872.56
	290.0000	08/19/08	12/23/09			7,214.00	6,710.68	503.32
		Security Subtotal				33,846.68	31,470.80	2,375.88
WAL-MART STORES INC	400.0000	01/05/07	01/12/09			20,699.64	18,968.93	1,730.71
	470.0000	03/07/07	01/12/09			24,322.08	22,426.94	1,895.14
	420.0000	03/07/07	01/20/09			21,603.12	20,041.09	1,562.03
	360.0000	03/07/07	02/17/09			17,260.89	17,178.09	82.80
	360.0000	03/07/07	02/18/09			17,260.89	17,178.08	82.81
	60.0000	03/07/07	02/18/09			2,937.70	2,863.02	74.68
	270.0000	10/23/07	02/18/09			13,219.69	11,958.08	1,261.61
	330.0000	03/07/07	02/19/09			16,157.39	15,746.58	410.81
	340.0000	10/23/07	02/25/09			17,098.60	15,058.32	2,040.28
	390.0000	10/23/07	03/03/09			18,774.64	17,272.80	1,501.84
		Security Subtotal				169,334.64	158,691.93	10,642.71
		Long Term Capital Gains Subtotal				1,248,792.09	1,054,015.69	194,776.40

LONG TERM CAPITAL LOSSES

ABBOTT LABS	210.0000	07/20/07	01/26/09			11,057.39	11,152.93	(95.54)
	270.0000	07/20/07	03/09/09			12,655.74	14,330.98	(1,675.24)
	600.0000	10/11/07	03/09/09			28,123.88	31,910.34	(3,786.46)
		Security Subtotal				51,837.01	57,401.85	(5,564.84)
ALCON INC	700.0000	12/15/06	03/24/09			63,517.29	78,874.18	(15,356.89)
	150.0000	01/04/07	03/24/09			13,610.85	17,075.41	(3,464.56)
	400.0000	01/04/07	04/24/09			38,717.52	45,534.44	(6,816.92)
		Security Subtotal				115,845.66	141,484.03	(25,638.37)



10210121000420025

0035026 000422



Merrill Lynch

Account No.
311-19K40

Taxpayer No.
XX-XXX3928

Page
51 of 74

ANDREW J HONZEL TTEE

2009 TAX REPORTING STATEMENT

2009 CAPITAL GAIN AND LOSS TRANSACTIONS

Security Description	Quantity	Date Acquired Cover of Short	Date Liquidated Short Sale	Year-to-Date	Amortization/Accretion Life-to-Date	Sales Price	Cost Basis	Gain or (Loss)
AVERY DENNISON CORP	1580.0000	06/09/08	10/21/09			60,147.79	77,221.07	(17,073.28)
	1420.0000	06/09/08	10/23/09			53,590.27	69,401.23	(15,810.96)
	510.0000	09/09/08	10/23/09			19,247.21	22,874.72	(3,627.51)
	490.0000	09/09/08	10/23/09			18,462.33	21,977.68	(3,515.35)
Security Subtotal						151,447.60	191,474.70	(40,027.10)
AVON PROD INC	2000.0000	06/08/07	07/31/09			65,093.72	75,806.80	(10,713.08)
	1300.0000	08/23/07	07/31/09			42,310.92	44,575.96	(2,265.04)
Security Subtotal						107,404.64	120,382.76	(12,978.12)
BERKSHIRE HATHAWAY CLB	20.0000	10/26/06	01/27/09			57,524.47	68,701.00	(11,176.53)
	25.0000	11/29/06	03/11/09			67,973.61	88,076.00	(20,102.39)
	10.0000	08/16/07	03/11/09			27,189.44	37,320.04	(10,130.60)
	15.0000	12/19/07	03/11/09			40,784.18	66,935.60	(26,151.42)
Security Subtotal						193,471.70	261,032.64	(67,560.94)
BP PLC	1000.0000	02/05/07	10/29/09			57,278.52	63,880.20	(6,601.68)
SPON ADR	1000.0000	02/05/07	12/10/09			58,187.70	63,880.20	(5,692.50)
	500.0000	06/04/07	12/10/09			29,093.85	34,244.80	(5,150.95)
	500.0000	06/18/07	12/10/09			29,093.85	34,664.15	(5,570.30)
Security Subtotal						173,653.92	196,669.35	(23,015.43)
BOSTON SCIENTIFIC CORP	1000.0000	10/31/07	04/16/09			8,888.27	13,888.11	(4,999.84)
	300.0000	10/31/07	04/17/09			2,696.93	4,166.42	(1,469.49)
Security Subtotal						11,585.20	18,054.53	(6,469.33)
COMCAST CORP NEW CL A	1620.0000	06/28/07	08/04/09			24,962.09	45,330.20	(20,368.11)
	460.0000	06/28/07	08/04/09			7,088.01	12,871.53	(5,783.52)
	580.0000	06/28/07	08/05/09			8,999.21	16,229.32	(7,230.11)
Security Subtotal						41,049.31	74,431.05	(33,381.74)
CARDINAL HEALTH INC OHIO	400.0000	08/14/08	08/21/09			13,927.16	22,205.93	(8,278.77)



Account No.
311-19K40

Taxpayer No.
XX-XXX3928

Page
52 of 74

ANDREW J HONZEL TTEE

2009 TAX REPORTING STATEMENT

2009 CAPITAL GAIN AND LOSS TRANSACTIONS

Security Description	Quantity	Date Acquired Cover of Short	Date Liquidated Short Sale	Year-to-Date	Amortization/Accretion Life-to-Date	Sales Price	Cost Basis	Gain or (Loss)
CEMEX SAB DE CV SPND ADR	580.0000	04/22/08	05/05/09			5,258.89	16,281.65	(11,022.76)
	1300.0000	04/28/08	05/05/09			11,787.18	36,387.78	(24,600.60)
		Security Subtotal				17,046.07	52,669.43	(35,623.36)
CORNING INC	3500.0000	11/08/06	04/28/09			55,617.41	72,644.25	(17,026.84)
DELTA AIR LINES INC	350.0000	06/05/07	12/30/09			3,929.13	7,073.39	(3,144.26)
	2500.0000	08/21/07	12/30/09			28,065.27	34,850.60	(6,785.33)
	750.0000	10/03/07	12/30/09			8,419.58	10,886.76	(2,467.18)
	250.0000	02/21/08	12/30/09			2,806.52	3,374.30	(567.78)
	500.0000	02/21/08	12/30/09			5,613.06	6,788.08	(1,175.02)
		Security Subtotal				48,833.56	62,973.13	(14,139.57)
DEERE CO	590.0000	11/21/06	02/06/09			23,429.77	25,445.18	(2,015.41)
ENERGY CONVERSION DEVICE	670.0000	10/18/07	05/05/09			13,520.92	17,446.59	(3,925.67)
	360.0000	10/18/07	05/12/09			6,102.60	9,374.29	(3,271.69)
	470.0000	10/18/07	09/08/09			5,831.88	12,238.67	(6,406.79)
	450.0000	01/07/08	09/08/09			5,583.73	13,675.14	(8,091.41)
	100.0000	01/07/08	09/08/09			1,240.83	3,038.91	(1,798.08)
		Security Subtotal				32,279.96	55,773.60	(23,493.64)
FISERV INC WISC PV 1CT	800.0000	05/07/08	09/21/09			39,800.97	42,361.60	(2,560.63)
	1700.0000	05/07/08	09/21/09			84,540.01	90,018.40	(5,478.39)
		Security Subtotal				124,340.98	132,380.00	(8,039.02)
GENERAL ELECTRIC	1100.0000	10/05/06	05/08/09			15,566.57	39,655.00	(24,088.43)
	360.0000	10/09/06	05/08/09			5,094.52	13,006.80	(7,912.28)
	640.0000	10/09/06	08/07/09			9,133.20	23,123.20	(13,989.60)
	1000.0000	11/15/06	08/07/09			14,271.13	35,860.00	(21,588.87)
	1500.0000	11/24/06	08/07/09			21,406.70	53,820.00	(32,413.30)
	950.0000	12/15/06	08/07/09			13,557.58	35,625.00	(22,067.42)
		Security Subtotal				79,030.02	201,090.00	(122,059.98)



193 1013 10006550023

0035058 000422



Account No.
311-19K40

Taxpayer No.
XX-XX3928

Page
53 of 74

ANDREW J HONZEL TTEE

2009 TAX REPORTING STATEMENT

2009 CAPITAL GAIN AND LOSS TRANSACTIONS

Security Description	Quantity	Date Acquired Cover of Short	Date Liquidated Short Sale	Amortization/Accretion Year-to-Date	Life-to-Date	Sales Price	Cost Basis	Gain or (Loss)
HANSEN MED INC	350.0000	01/07/08	05/04/09			18,691.97	98,619.50	(79,927.53)
	50.0000	04/02/08	05/04/09			267.03	724.43	(457.40)
	50.0000	04/02/08	05/04/09			260.61	724.44	(463.83)
	100.0000	04/02/08	05/04/09			521.23	1,409.49	(888.26)
	800.0000	04/03/08	05/04/09			4,169.89	11,557.76	(7,387.87)
		Security Subtotal				23,910.73	113,035.62	(89,124.89)
HUNT J B TRANS SVCS INC	600.0000	02/13/08	04/17/09			16,463.87	17,746.81	(1,282.94)
	800.0000	02/21/08	04/17/09			21,951.83	22,918.00	(966.17)
	430.0000	02/22/08	04/17/09			11,799.12	12,264.97	(465.85)
	70.0000	02/22/08	05/08/09			1,967.41	1,996.63	(29.22)
		Security Subtotal				52,182.23	54,926.41	(2,744.18)
INTEL CORP	1250.0000	10/04/06	05/13/09			19,599.49	25,837.50	(6,238.01)
JPMORGAN CHASE & CO	200.0000	02/08/08	05/08/09			7,221.27	8,850.18	(1,628.91)
KLA TENCOR CORP PV\$0.001	150.0000	04/04/08	05/11/09			3,900.58	6,035.79	(2,135.21)
	200.0000	04/08/08	05/11/09			5,200.79	8,247.61	(3,046.82)
	1200.0000	04/08/08	11/20/09			38,547.57	49,485.73	(10,938.16)
	225.0000	06/13/08	11/20/09			7,227.67	9,266.33	(2,038.66)
		Security Subtotal				54,876.61	73,035.46	(18,158.85)
KOHL'S CORP WISC PV 1CT	360.0000	10/31/07	01/29/09			13,803.85	19,756.66	(5,952.81)
	20.0000	12/04/07	01/29/09			766.89	1,006.91	(240.02)
		Security Subtotal				14,570.74	20,763.57	(6,192.83)
MORGAN STANLEY	500.0000	11/27/06	12/02/09			15,932.98	32,723.39	(16,790.41)
	290.0000	12/19/06	12/02/09			9,241.14	19,891.00	(10,649.86)
	1000.0000	11/29/06	12/02/09			31,865.98	64,035.46	(32,169.48)
		Security Subtotal				57,040.10	116,649.85	(59,609.75)



Account No.
311-19K40

Taxpayer No.
XX-XXX3928

Page
54 of 74

ANDREW J HONZEL TTEE

2009 TAX REPORTING STATEMENT

2009 CAPITAL GAIN AND LOSS TRANSACTIONS

Security Description	Quantity	Date Acquired Cover of Short	Date Liquidated Short Sale	Year-to-Date	Amortization/Accretion Life-to-Date	Sales Price	Cost Basis	Gain or (Loss)
MERCK&CO INC	740.0000	02/21/07	03/10/09			16,105.11	32,587.01	(16,481.90)
	490.0000	02/21/07	03/11/09			10,711.33	21,577.88	(10,866.55)
	770.0000	02/21/07	03/27/09			20,804.28	33,908.11	(13,103.83)
Security Subtotal						47,620.72	88,073.00	(40,452.28)
MOLEX INC NON VTG CL A	5000.0000	08/04/08	12/30/09			95,899.53	113,867.00	(17,967.47)
NEWS CORP CL A	2500.0000	12/11/06	10/21/09			32,276.66	53,437.50	(21,160.84)
	1500.0000	12/11/06	11/03/09			16,877.71	32,062.50	(15,184.79)
Security Subtotal						49,154.37	85,500.00	(36,345.63)
NEWMONT MINING CORP	400.0000	07/17/07	01/05/09			15,623.82	16,468.32	(844.50)
	20.0000	07/18/07	01/05/09			781.20	844.56	(63.36)
	60.0000	07/18/07	01/06/09			2,341.18	2,533.70	(192.52)
	500.0000	10/08/07	01/06/09			19,509.89	22,445.00	(2,935.11)
	500.0000	12/28/07	01/06/09			19,509.90	24,504.55	(4,994.65)
	800.0000	07/20/07	01/06/09			31,215.82	34,445.44	(3,229.62)
	1120.0000	07/18/07	01/07/09			43,916.85	47,295.58	(3,378.73)
Security Subtotal						132,898.66	148,537.15	(15,638.49)
NOKIA CORP SPON ADR	4360.0000	06/27/08	10/23/09			57,145.48	105,676.37	(48,530.89)
	640.0000	06/27/08	10/23/09			8,390.75	15,512.13	(7,121.38)
	600.0000	08/18/08	10/23/09			7,866.33	15,149.10	(7,282.77)
	20.0000	08/27/08	10/23/09			262.22	521.34	(259.12)
	780.0000	08/27/08	10/23/09			10,256.73	20,332.58	(10,075.85)
Security Subtotal						83,921.51	157,191.52	(73,270.01)
OCEANEERING INTL INC	40.0000	04/08/08	05/05/09			2,006.46	2,487.74	(481.28)
	400.0000	04/10/08	05/05/09			20,064.64	24,476.80	(4,412.16)
	560.0000	05/01/08	05/05/09			28,090.51	34,742.73	(6,652.22)
	340.0000	05/01/08	05/06/09			17,126.92	21,093.81	(3,966.89)
Security Subtotal						67,288.53	82,801.08	(15,512.55)



153101C1800655067

0035050 000422



Merrill Lynch

Account No.
311-19K40

Taxpayer No.
XX-XXX3928

Page
55 of 74

ANDREW J HONZEL TTEE

2009 TAX REPORTING STATEMENT

2009 CAPITAL GAIN AND LOSS TRANSACTIONS

Security Description	Quantity	Date Acquired Cover of Short	Date Liquidated Short Sale	Year-to-Date	Amortization/Accretion Life-to-Date	Sales Price	Cost Basis	Gain or (Loss)
PATTERSON COS INC	140.0000	10/12/06	09/09/09			3,821.99	4,685.60	(863.61)
	620.0000	10/12/06	09/09/09			16,926.00	20,750.46	(3,824.46)
		Security Subtotal				20,747.99	25,436.06	(4,688.07)
RANGE RESOURCES CORP DEL	570.0000	11/01/07	01/12/09			20,900.01	25,580.68	(4,680.67)
	340.0000	11/07/07	02/05/09			12,728.13	14,846.31	(2,118.18)
	220.0000	11/29/07	02/05/09			8,235.85	8,837.04	(601.19)
	400.0000	11/01/07	02/06/09			14,974.27	17,951.37	(2,977.10)
	160.0000	11/07/07	02/06/09			5,989.71	6,986.49	(996.78)
	50.0000	11/29/07	02/06/09			1,943.03	2,008.43	(65.40)
		Security Subtotal				64,771.00	76,210.32	(11,439.32)
SCHERING PLOUGH CORP	710.0000	01/24/08	01/28/09			13,240.50	14,404.76	(1,164.26)
	20.0000	08/10/07	01/29/09			372.97	541.45	(168.48)
	400.0000	01/14/08	01/29/09			7,459.43	10,808.00	(3,348.57)
	290.0000	01/24/08	01/29/09			5,408.10	5,883.63	(475.53)
	2600.0000	01/24/08	03/09/09			51,388.58	52,749.85	(1,351.27)
		Security Subtotal				77,879.58	84,387.69	(6,508.11)
SPECTRA ENERGY CORP	1010.0000	11/13/07	01/16/09			14,833.68	24,740.76	(9,907.08)
	1640.0000	11/13/07	04/13/09			24,358.45	40,173.12	(15,814.67)
	3750.0000	11/13/07	04/13/09			55,697.69	91,370.25	(35,672.56)
		Security Subtotal				94,889.82	156,284.13	(61,394.31)
STARBUCKS CORP	1600.0000	11/23/07	08/31/09			30,454.73	36,544.00	(6,089.27)
	500.0000	11/26/07	08/31/09			9,517.10	11,401.95	(1,884.85)
	500.0000	11/26/07	08/31/09			9,517.11	11,401.95	(1,884.84)
		Security Subtotal				49,488.94	59,347.90	(9,858.96)
TEXAS INSTRUMENTS	1900.0000	03/12/08	09/01/09			46,041.51	54,705.56	(8,664.05)
	900.0000	03/19/08	09/01/09			21,809.14	26,205.12	(4,395.98)
	200.0000	03/28/08	09/01/09			4,846.47	5,739.02	(892.55)
	200.0000	03/28/08	09/01/09			4,846.47	5,739.16	(892.69)



Account No.
311-19K40

Taxpayer No.
XX-XXX3928

Page
56 of 74

ANDREW J HONZEL TTEE

2009 TAX REPORTING STATEMENT

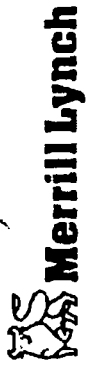
2009 CAPITAL GAIN AND LOSS TRANSACTIONS

Security Description	Quantity	Date Acquired Cover of Short	Date Liquidated Short Sale	Year-to-Date Amortization/Accretion Life-to-Date	Sales Price	Cost Basis	Gain or (Loss)
TEXAS INSTRUMENTS	200.0000	03/28/08	09/01/09		4,846.47	5,740.00	(893.53)
	1000.0000	04/04/08	09/01/09		24,232.40	29,868.00	(5,635.60)
	600.0000	03/14/08	09/01/09		14,539.42	17,312.46	(2,773.04)
Security Subtotal					121,161.88	145,309.32	(24,147.44)
TERADYNE INC	660.0000	08/22/08	10/05/09		5,966.75	6,232.92	(266.17)
	1100.0000	08/25/08	10/05/09		9,944.58	10,472.68	(528.08)
	1100.0000	08/25/08	10/05/09		9,944.59	10,435.26	(490.67)
	940.0000	08/28/08	10/05/09		8,498.11	9,018.73	(520.62)
	360.0000	08/28/08	10/05/09		3,286.09	3,453.99	(167.90)
Security Subtotal					37,640.12	39,613.56	(1,973.44)
ULTRA PETROLEUM CORP	270.0000	09/21/07	04/24/09		11,206.25	15,634.43	(4,428.18)
	270.0000	09/21/07	04/28/09		11,568.85	15,634.43	(4,065.58)
	240.0000	09/21/07	05/01/09		10,747.23	13,897.28	(3,150.05)
Security Subtotal					33,522.33	45,166.14	(11,643.81)
UNITED PARCEL SVC CL B	130.0000	10/26/07	02/02/09		5,859.63	9,733.10	(3,873.47)
	260.0000	10/26/07	02/05/09		11,836.33	19,466.19	(7,629.86)
	110.0000	10/26/07	02/26/09		4,613.67	8,235.71	(3,622.04)
	590.0000	03/03/08	04/03/09		31,479.80	41,588.28	(10,108.48)
Security Subtotal					53,789.43	79,023.28	(25,233.85)
VERIZON COMMUNICATNS COM	720.0000	10/04/06	09/01/09		21,841.86	25,972.60	(4,130.74)
	60.0000	10/04/06	09/01/09		1,820.16	2,164.38	(344.22)
Security Subtotal					23,662.02	28,136.98	(4,474.96)
VIACOM INC NEW CL B	4000.0000	05/28/08	07/10/09		82,366.68	153,867.60	(71,500.92)
ZIMMER HOLDINGS INC COM	500.0000	01/04/08	02/09/09		19,992.23	33,367.05	(13,374.82)
	700.0000	01/04/08	02/25/09		28,004.31	46,713.87	(18,709.56)
	1100.0000	01/09/08	02/25/09		44,006.79	73,059.36	(29,052.57)
	10.0000	01/15/08	02/25/09		400.07	680.94	(280.87)
	380.0000	01/15/08	06/03/09		17,344.99	25,875.99	(8,531.00)
Security Subtotal					109,748.39	179,697.21	(69,948.82)



1*3181310004330028

003503C 000622



Account No.
311-19K40

Taxpayer No.
XX-XXX3928

Page
57 of 74

ANDREW J HONZEL TTEE

2009 TAX REPORTING STATEMENT

2009 CAPITAL GAIN AND LOSS TRANSACTIONS

Security Description	Quantity	Date Acquired Cover of Short	Date Liquidated Short Sale	Amortization/Accretion Year-to-Date	Life-to-Date	Sales Price	Cost Basis	Gain or (Loss)
WEATHERFORD INTL LTD.	1020.0000	01/17/07	04/28/09			17,739.69	19,745.46	(2,005.77)
WAL-MART STORES INC	700.0000	01/24/08	03/03/09			33,698.09	34,078.87	(380.78)
WEATHERFORD INTL LTD	1970.0000	01/17/07	01/07/09			27,353.09	38,135.85	(10,782.76)
Long Term Capital Losses Subtotal						2,795,443.51	3,939,621.14	(1,144,177.63)
NET LONG TERM CAPITAL GAIN (LOSS)								(949,401.23)

OTHER TRANSACTIONS

ABBOTT LABS	300.0000	01/27/09	03/09/09			14,061.95	N/A	N/A
HARTFORD FINL SVCS GROUP	1500.0000	02/12/09	02/11/09			19,976.89	N/A	N/A
LAZARD LTD CL A	500.0000	10/04/06	09/09/09			18,670.71	20,420.00	N/C
	460.0000	10/05/06	09/09/09			17,177.06	18,788.24	N/C
	540.0000	10/05/06	09/18/09			20,225.44	22,055.76	N/C
	500.0000	10/09/06	09/18/09			18,727.27	21,037.00	N/C
	1000.0000	07/16/09	09/18/09			37,454.54	29,064.10	N/C
	1000.0000	03/18/09	09/18/09			37,454.54	27,128.00	N/C
Security Subtotal						149,709.56	138,493.10	
NATIONAL-OILWELL VARCO	870.0000	02/12/09	03/16/09			24,632.95	N/A	N/A
SCHERING PLOUGH CORP	710.0000	02/02/09	06/22/09			16,645.03	N/A	N/A
TARGET CORP COM	90.0000	02/20/09	09/25/09			4,182.55	N/A	N/A
	70.0000	02/20/09	09/25/09			3,253.10	N/A	N/A
	90.0000	02/20/09	11/19/09			4,301.41	N/A	N/A
Security Subtotal						11,737.06		
UNITED PARCEL SVC CL B	260.0000	03/02/09	04/03/09			13,872.46	N/A	N/A



Account No.
311-19K40

Taxpayer No.
XX-XXX3928

Page
58 of 74

ANDREW J HONZEL TTEE

2009 TAX REPORTING STATEMENT

2009 CAPITAL GAIN AND LOSS TRANSACTIONS

Security Description	Quantity	Date Acquired Cover of Short	Date Liquidated Short Sale	Amortization/Accretion Year-to-Date	Life-to-Date	Sales Price	Cost Basis	Gain or (Loss)
WAL-MART STORES INC	360.0000	02/20/09	03/03/09			17,330.44	N/A	N/A
	330.0000	02/23/09	03/03/09			15,886.25	N/A	N/A
Security Subtotal						33,216.69		
Other Transactions Subtotal						283,852.59		
TOTAL CAPITAL GAINS AND LOSSES						18,325,032.00	18,486,383.41	(306,710.90)
TOTAL REPORTABLE GROSS PROCEEDS						18,465,716.44		
DIFFERENCE						(140,684.44)		

Note: Capital gains and losses in this statement are not reported to the IRS. Difference reflects items that are included in the reportable gross proceeds section of your statement but are not included in the gain/loss section (e.g. liquidation of fractional shares, and the proceeds from certain tender offers). It also reflects items that are included in the gain/loss section of your statement but not in the reportable gross proceeds section (e.g. option premium received).

N/C - Results may not be calculated for transactions which involve the amortization of premium, the repayment of principal, the sale of partnership interest, derivative products purchased in the secondary market, or the determination of ordinary income and/or capital items for discount and zero coupon issues.

N/A - Results which cannot be calculated because of insufficient data in the Capital Gain or (Loss) Column and are not included in the realized capital gain and loss summary

REALIZED CAPITAL GAIN AND LOSS SUMMARY

SHORT TERM GAINS	SHORT TERM LOSSES	LONG TERM GAINS	LONG TERM LOSSES
2,312,549.37	(1,669,859.04)	194,776.40	(1,144,177.63)
TOTAL			



1010121006422009

0025036 000422

HONZEL FAMILY FOUNDATION

93-1223928

STATEMENT 8 (CONTINUED)
 FORM 990-PF, PART XV, LINE 3A
 RECIPIENT PAID DURING THE YEAR

NAME AND ADDRESS	DONEE RELATIONSHIP	FOUND- ATION STATUS	PURPOSE OF GRANT	AMOUNT
DE PAUL INDUSTRIES 4950 NE MARTIN LUTHER KING BLV PORTLAND, OR 97211	NONE	501C3	WHERE NEED IS GREATEST	\$ 15,000.
DE PAUL TREATMENT CENTERS PO BOX 3007 PORTLAND, OR 97208	NONE	501C3	WHERE NEED IS GREATEST	25,000.
FRIENDS OF THE CHILDREN 44 NE MORRIS PORTLAND, OR 97212	NONE	501C3	WHERE NEED IS GREATEST	50,000.
GLAUCOMA RESEARCH FOUNDATION 251 POST ST. #600 SAN FRANCISCO, CA 94108	NONE	501C3	WHERE NEED IS GREATEST	2,500.
JESUIT VOLUNTEER CORP PO BOX 3928 PORTLAND, OR 97208	NONE	501C3	WHERE NEED IS GREATEST	35,000.
LOAVES AND FISHES 7710 SW 31ST AVE. PORTLAND, OR 97280	NONE	501C3	WHERE NEED IS GREATEST	7,500.
MEDICAL TEAMS INTERNATIONAL PO BOX 10 PORTLAND, OR 97207	NONE	501C3	WHERE NEED IS GREATEST	30,000.
OREGON PUBLIC BROADCASTING 7140 SW MACADAM AVE. PORTLAND, OR 97219	NONE	501C3	WHERE NEED IS GREATEST	2,500.
OUR LADY OF GUADALUPE 9200 NE ABBEY RD. LAFAYETTE, OR 97127	NONE	501C3	WHERE NEED IS GREATEST	100,000.
PLYWOOD PIONEERS ASSOCIATION 7011 SO. 19TH ST. TACOMA, WA 98466	NONE	501C3	WHERE NEED IS GREATEST	1,500.
PORTLAND ART MUSEUM 1219 SOUTHWEST PARK AVE. PORTLAND, OR 97205	NONE	501C3	WHERE NEED IS GREATEST	15,000.
SEI 3920 N. KERBY ST. PORTLAND, OR 97227	NONE	501C3	WHERE NEED IS GREATEST	75,000.

HONZEL FAMILY FOUNDATION

93-1223928

STATEMENT 8 (CONTINUED)
 FORM 990-PF, PART XV, LINE 3A
 RECIPIENT PAID DURING THE YEAR

NAME AND ADDRESS	DONEE RELATIONSHIP	FOUND- ATION STATUS	PURPOSE OF GRANT	AMOUNT
ST. LUKE PRODUCTIONS PO BOX 761 BEAVERTON, OR 97075	NONE	501C3	WHERE NEED IS GREATEST	\$ 2,500.
ST. ANDREW NATIVITY SCHOOL 4925 NE 9TH PORTLAND, OR 97211	NONE	501C3	WHERE NEED IS GREATEST	20,000.
ST. FRANCIS DINING HALL 1131 SE OAK ST. PORTLAND, OR 97214	NONE	501C3	WHERE NEED IS GREATEST	12,500.
ST. JOSEPH SHELTER PO BOX 912 MT. ANGEL, OR 97362	NONE	501C3	WHERE NEED IS GREATEST	5,000.
ST. MARY'S HOME FOR THE BOYS 16535 SW TUALATIN VALLEY HWY BEAVERTON, OR 97006	NONE	501C3	WHERE NEED IS GREATEST	35,000.
SOC. OF ST. VINCENT DE PAUL PO BOX 42157 PORTLAND, OR 97242	NONE	501C3	WHERE NEED IS GREATEST	20,000.
WILLIAM TEMPLE HOUSE 7704 N HEREFORD AVE. PORTLAND, OR 97203	NONE	501C3	WHERE NEED IS GREATEST	14,000.
FATHER BERNARD YOUTH CENTER PO BOX 790 MT. ANGEL, OR 97362	NONE	501C3	WHERE NEED IS GREATEST	2,500.
WORLD FORESTRY CENTER 4033 SW CANYON RD. PORTLAND, OR 97221	NONE	501C3	WHERE NEED IS GREATEST	7,500.
ABBAY FOUNDATION OF OREGON PO BOX 501 SAINT BENEDICT, OR 97373	NONE	501C3	WHERE NEED IS GREATEST	125,000.
AMERICAN RED CROSS 3131 N. VANCOUVER AVE. PORTLAND, OR 97208	NONE	501C3	WHERE NEED IS GREATEST	2,500.
SHALOM PRAYER CENTER 840 S. MAIN ST MT. ANGEL, OR 97362	NONE	501C3	WHERE NEED IS GREATEST	1,000.

HONZEL FAMILY FOUNDATION

93-1223928

STATEMENT 8 (CONTINUED)
FORM 990-PF, PART XV, LINE 3A
RECIPIENT PAID DURING THE YEAR

NAME AND ADDRESS	DONEE RELATIONSHIP	FOUND- ATION STATUS	PURPOSE OF GRANT	AMOUNT
ST. FRANCIS SCHOOL 15643 SW OREGON ST. SHERWOOD, OR 97140	NONE		WHERE NEED IS GREATEST	\$ 40,000.
TRANSITION PROJECTS 475 NW GLISAN ST. PORTLAND, OR 97209	NONE	501C3	WHERE NEED IS GREATEST	20,000.
SISTERS OF THE HOLY NAME P.O. BOX 411 MARYLHURST, OR 97036	NONE	501C3	WHERE NEED IS GREATEST	10,000.
VILLAGE HERITAGE FOUNDATION PORTLAND, OR	NONE	501C3	WHERE NEED IS GREATEST	25,000.
FISHER CENTER FOR ALZHEIMER'S RESEARCH 1 INTREPID SQUARE, WEST 46TH & 12TH NEW YORK, NY 10036	NONE	501C3	WHERE NEED IS GREATEST.	25,000.
FISHER HOUSE 111 ROCKVILLE PIKE, SUITE 420 ROCKVILLE, MD 20850	NONE	501C3	WHERE NEED IS GREATEST.	10,000.
YMCA - TACOMA STRONG KIDS TACOMA, WA	NONE	501C3	WHERE NEED IS GREATEST.	20,000.
BELLARMINE PREPARATORY - TACOMA 2300 SOUTH WASHINGTON TACOMA, WA 98405	NONE	501C3	WHERE NEED IS GREATEST.	80,000.
HOLY REDEEMER 127 N. ROSA PARKS WAY PORTLAND, OR 97217	NONE	501C3	WHERE NEED IS GREATEST.	33,311.
ST. MATHEWS 221 WALNUT ST. HILLSBORO, OR 97123	NONE	501C3	WHERE NEED IS GREATEST.	12,180.
VISITATION CATHOLIC 4285 NW VISITATION RD. FOREST GROVE, OR 97116	NONE	501C3	WHERE NEED IS GREATEST.	28,968.
JESUIT HIGH ALUMNI FOOD DRIVE 9000 SW BEAVERTON HILLSDALE HWY PORTLAND, OR 97225	NONE	501C3	WHERE NEED IS GREATEST.	10,000.

TOTAL \$ 1,110,959.

Application for Extension of Time To File an Exempt Organization Return

Department of the Treasury
Internal Revenue Service

▶ **File a separate application for each return.**

- If you are filing for an **Automatic 3-Month Extension**, complete only **Part I** and check this box
- If you are filing for an **Additional (Not Automatic) 3-Month Extension**, complete only **Part II** (on page 2 of this form).

Do not complete Part II unless you have already been granted an automatic 3-month extension on a previously filed Form 8868.

Part I **Automatic 3-Month Extension of Time.** Only submit original (no copies needed).

A corporation required to file Form 990-T and requesting an automatic 6-month extension – check this box and complete Part I only

All other corporations (including 1120-C filers), partnerships, REMICS, and trusts must use Form 7004 to request an extension of time to file income tax returns.

Electronic Filing (e-file). Generally, you can electronically file Form 8868 if you want a 3-month automatic extension of time to file one of the returns noted below (6 months for a corporation required to file Form 990-T). However, you cannot file Form 8868 electronically if (1) you want the additional (not automatic) 3-month extension or (2) you file Forms 990-BL, 6069, or 8870, group returns, or a composite or consolidated Form 990-T. Instead, you must submit the fully completed and signed page 2 (Part II) of Form 8868. For more details on the electronic filing of this form, visit www.irs.gov/efile and click on *e-file for Charities & Nonprofits*.

Type or print	Name of Exempt Organization HONZEL FAMILY FOUNDATION	Employer identification number 93-1223928
File by the due date for filing your return. See instructions	Number, street, and room or suite number. If a P O box, see instructions 12929 FOREST MEADOWS WAY	
	City, town or post office, state, and ZIP code. For a foreign address, see instructions LAKE OSWEGO, OR 97034	

Check type of return to be filed (file a separate application for each return)

- | | | |
|---|--|------------------------------------|
| <input type="checkbox"/> Form 990 | <input type="checkbox"/> Form 990-T (corporation) | <input type="checkbox"/> Form 4720 |
| <input type="checkbox"/> Form 990-BL | <input type="checkbox"/> Form 990-T (section 401(a) or 408(a) trust) | <input type="checkbox"/> Form 5227 |
| <input type="checkbox"/> Form 990-EZ | <input type="checkbox"/> Form 990-T (trust other than above) | <input type="checkbox"/> Form 6069 |
| <input checked="" type="checkbox"/> Form 990-PF | <input type="checkbox"/> Form 1041-A | <input type="checkbox"/> Form 8870 |

● The books are in the care of ▶ ANDREW J. HONZEL

Telephone No. ▶ _____ FAX No. ▶ _____

- If the organization does not have an office or place of business in the United States, check this box
- If this is for a Group Return, enter the organization's four digit Group Exemption Number (GEN) _____. If this is for the whole group, check this box . If it is for part of the group, check this box and attach a list with the names and EINs of all members the extension will cover.

1 I request an automatic 3-month (6 months for a corporation required to file Form 990-T) extension of time until 8/15, 2010, to file the exempt organization return for the organization named above.
The extension is for the organization's return for:
▶ calendar year 2009 or
▶ tax year beginning _____, 20____, and ending _____, 20____.

2 If this tax year is for less than 12 months, check reason: Initial return Final return Change in accounting period

3a If this application is for Form 990-BL, 990-PF, 990-T, 4720, or 6069, enter the tentative tax, less any nonrefundable credits. See instructions	3a	\$	1,808.
3b If this application is for Form 990-PF or 990-T, enter any refundable credits and estimated tax payments made. Include any prior year overpayment allowed as a credit	3b	\$	4,317.
3c Balance Due. Subtract line 3b from line 3a. Include your payment with this form, or, if required, deposit with FTD coupon or, if required, by using EFTPS (Electronic Federal Tax Payment System). See instructions	3c	\$	0.

Caution. If you are going to make an electronic fund withdrawal with this Form 8868, see Form 8453-EO and Form 8879-EO for payment instructions.

BAA For Privacy Act and Paperwork Reduction Act Notice, see instructions.

• If you are filing for an **Additional (Not Automatic) 3-Month Extension**, complete only Part II and check this box

Note. Only complete Part II if you have already been granted an automatic 3-month extension on a previously filed Form 8868.

• If you are filing for an **Automatic 3-Month Extension**, complete only Part I (on page 1)

Part II Additional (Not Automatic) 3-Month Extension of Time. Only file the original (no copies needed).

Type or print File by the extended due date for filing the return See instructions	Name of Exempt Organization HONZEL FAMILY FOUNDATION	Employer identification number 93-1223928
	Number, street, and room or suite number If a P O box, see instructions CUSTOM TAX & ACCOUNTING 913 N WATTS STREET	For IRS use only
	City, town or post office, state, and ZIP code For a foreign address, see instructions PORTLAND, OR 97217	

Check type of return to be filed (File a separate application for each return)

- | | | | |
|--------------------------------------|--|--------------------------------------|------------------------------------|
| <input type="checkbox"/> Form 990 | <input checked="" type="checkbox"/> Form 990-PF | <input type="checkbox"/> Form 1041-A | <input type="checkbox"/> Form 6069 |
| <input type="checkbox"/> Form 990-BL | <input type="checkbox"/> Form 990-T (section 401(a) or 408(a) trust) | <input type="checkbox"/> Form 4720 | <input type="checkbox"/> Form 8870 |
| <input type="checkbox"/> Form 990-EZ | <input type="checkbox"/> Form 990-T (trust other than above) | <input type="checkbox"/> Form 5227 | |

STOP! Do not complete Part II if you were not already granted an automatic 3-month extension on a previously filed Form 8868.

- The books are in care of **ANDREW J. HONZEL**
Telephone No. _____ FAX No. _____
- If the organization does not have an office or place of business in the United States, check this box
- If this is for a Group Return, enter the organization's four digit Group Exemption Number (GEN) _____. If this is for the whole group, check this box If it is for part of the group, check this box and attach a list with the names and EINs of all members the extension is for.

- I request an additional 3-month extension of time until 11/15, 2010
- For calendar year 2009, or other tax year beginning _____, 20____, and ending _____, 20____.
- If this tax year is for less than 12 months, check reason. Initial return Final return Change in accounting period
- State in detail why you need the extension TAXPAYER RESPECTFULLY REQUESTS ADDITIONAL TIME TO GATHER INFORMATION NECESSARY TO FILE A COMPLETE AND ACCURATE TAX RETURN.

8a If this application is for Form 990-BL, 990-PF, 990-T, 4720, or 6069, enter the tentative tax, less any nonrefundable credits. See instructions	8a \$	1,808.
b If this application is for Form 990-PF, 990-T, 4720, or 6069, enter any refundable credits and estimated tax payments made Include any prior year overpayment allowed as a credit and any amount paid previously with Form 8868	8b \$	4,317.
c Balance Due. Subtract line 8b from line 8a Include your payment with this form, or, if required, deposit with FTD coupon or, if required, by using EFTPS (Electronic Federal Tax Payment System). See instrs	8c \$	0.

Signature and Verification

Under penalties of perjury, I declare that I have examined this form, including accompanying schedules and statements, and to the best of my knowledge and belief, it is true, correct, and complete, and that I am authorized to prepare this form

Signature _____ Title **CO TRUSTEE** Date _____