



See a Social Security Number? Say Something!
Report Privacy Problems to <https://public.resource.org/privacy>
Or call the IRS Identity Theft Hotline at 1-800-908-4490



**Return of Private Foundation
or Section 4947(a)(1) Nonexempt Charitable Trust
Treated as a Private Foundation**

OMB No 1545-0052

2009Department of the Treasury
Internal Revenue Service

Note: The foundation may be able to use a copy of this return to satisfy state reporting requirements

For calendar year 2009, or tax year beginning , 2009, and ending

G Check all that apply: ☐ Initial return ☐ Initial Return of a former public charity ☐ Final return
☐ Amended return ☐ Address change ☐ Name change

Use the
IRS label.
Otherwise,
print
or type.
See Specific
Instructions.

Albert Haller Foundation
PO Box 2739
Sequim, WA 98382

A Employer identification number
91-1556810

B Telephone number (see the instructions)
360-683-1119

C If exemption application is pending, check here ☐

D 1 Foreign organizations, check here ☐

2 Foreign organizations meeting the 85% test, check here and attach computation ☐

E If private foundation status was terminated under section 507(b)(1)(A), check here ☐

F If the foundation is in a 60-month termination under section 507(b)(1)(B), check here ☐

H Check type of organization: ☒ Section 501(c)(3) exempt private foundation
☐ Section 4947(a)(1) nonexempt charitable trust ☐ Other taxable private foundation

I Fair market value of all assets at end of year (from Part II, column (c), line 16)
\$ 8,877,132.

J Accounting method: ☒ Cash ☐ Accrual
☐ Other (specify) _____
(Part I, column (d) must be on cash basis)

Part I Analysis of Revenue and

Expenses (The total of amounts in columns (b), (c), and (d) may not necessarily equal the amounts in column (a) (see the instructions).)

	(a) Revenue and expenses per books	(b) Net investment income	(c) Adjusted net income	(d) Disbursements for charitable purposes (cash basis only)
REVENUE				
1 Contributions, gifts, grants, etc. received (att sch)				
2 Ck <input checked="" type="checkbox"/> if the found is not req to att Sch B				
3 Interest on savings and temporary cash investments	1,333.	1,333.	N/A	
4 Dividends and interest from securities	221,091.	221,091.		
5a Gross rents				
b Net rental income or (loss)				
6a Net gain/(loss) from sale of assets not on line 10	5,803.			
b Gross sales price for all assets on line 6a	654,971.			
7 Capital gain net income (from Part IV, line 2)		5,803.		
8 Net short-term capital gain				
9 Income modifications				
10a Gross sales less returns and allowances				
b Less Cost of goods sold				
c Gross profit/(loss) (att sch)				
11 Other income (attach schedule)	See Statement 1	81,662.	81,662.	
12 Total. Add lines 1 through 11	309,889.	309,889.		
ADMINISTRATIVE AND EXPENSES				
13 Compensation of officers, directors, trustees, etc	0.			
14 Other employee salaries and wages				
15 Pension plans, employee benefits				
16a Legal fees (attach schedule) See St 2	6,202.			1,861.
b Accounting fees (attach sch) See St 3	9,985.			4,993.
c Other prof fees (attach sch) See St 4	19,885.	19,885.		
17 Interest				
18 Taxes (attach schedule)(see instr) See Stm. 5	2,900.			
19 Depreciation (attach sch) and depletion				
20 Occupancy				
21 Travel, conferences, and meetings	1,146.			573.
22 Printing and publications				
23 Other expenses (attach schedule) See Statement 6	1,511.			600.
24 Total operating and administrative expenses. Add lines 13 through 23.	41,629.	19,885.		8,027.
25 Contributions, gifts, grants paid Part XV	389,917.			389,917.
26 Total expenses and disbursements. Add lines 24 and 25	431,546.	19,885.		397,944.
27 Subtract line 26 from line 12:				
a Excess of revenue over expenses and disbursements	-121,657.			
b Net investment income (if negative, enter -0-)		290,004.		
c Adjusted net income (if negative, enter -0-)				

Part II Balance Sheets

Attached schedules and amounts in the description column should be for end-of-year amounts only (See instructions.)

		Beginning of year	End of year	
		(a) Book Value	(b) Book Value	(c) Fair Market Value
ASSETS	1 Cash — non-interest-bearing			
	2 Savings and temporary cash investments	99,465.	45,922.	45,922.
	3 Accounts receivable			
	Less: allowance for doubtful accounts			
	4 Pledges receivable			
	Less: allowance for doubtful accounts			
	5 Grants receivable			
	6 Receivables due from officers, directors, trustees, and other disqualified persons (attach schedule) (see the instructions)			
	7 Other notes and loans receivable (attach sch)			
	Less: allowance for doubtful accounts			
	8 Inventories for sale or use			
	9 Prepaid expenses and deferred charges	5,697.	4,090.	
	10a Investments — U.S. and state government obligations (attach schedule)			
	b Investments — corporate stock (attach schedule) Statement 7	4,896,895.	4,690,208.	4,460,175.
	c Investments — corporate bonds (attach schedule) Statement 8	2,796,191.	2,938,205.	2,882,735.
	LIABILITIES	11 Investments — land, buildings, and equipment basis	382,236.	
Less: accumulated depreciation (attach schedule) See Stmt. 9		375,071.	382,236.	1,488,300.
12 Investments — mortgage loans				
13 Investments — other (attach schedule)				
14 Land, buildings, and equipment: basis				
Less: accumulated depreciation (attach schedule)				
15 Other assets (describe)		8,605.		
16 Total assets (to be completed by all filers — see instructions. Also, see page 1, item I)		8,181,924.	8,060,661.	8,877,132.
17 Accounts payable and accrued expenses				
18 Grants payable				
19 Deferred revenue				
20 Loans from officers, directors, trustees, & other disqualified persons				
21 Mortgages and other notes payable (attach schedule)				
22 Other liabilities (describe)				
23 Total liabilities (add lines 17 through 22)	0.	0.		
FUND ASSETS	Foundations that follow SFAS 117, check here and complete lines 24 through 26 and lines 30 and 31. <input checked="" type="checkbox"/>			
	24 Unrestricted			
	25 Temporarily restricted			
	26 Permanently restricted	8,181,924.	8,060,661.	
	Foundations that do not follow SFAS 117, check here and complete lines 27 through 31. <input type="checkbox"/>			
	27 Capital stock, trust principal, or current funds			
	28 Paid-in or capital surplus, or land, building, and equipment fund			
	29 Retained earnings, accumulated income, endowment, or other funds			
	30 Total net assets or fund balances (see the instructions)	8,181,924.	8,060,661.	
	31 Total liabilities and net assets/fund balances (see the instructions)	8,181,924.	8,060,661.	

Part III Analysis of Changes in Net Assets or Fund Balances

1 Total net assets or fund balances at beginning of year — Part II, column (a), line 30 (must agree with end-of-year figure reported on prior year's return)	1	8,181,924.
2 Enter amount from Part I, line 27a	2	-121,657.
3 Other increases not included in line 2 (itemize) See Statement 10	3	394.
4 Add lines 1, 2, and 3	4	8,060,661.
5 Decreases not included in line 2 (itemize)	5	
6 Total net assets or fund balances at end of year (line 4 minus line 5) — Part II, column (b), line 30	6	8,060,661.

Part IV Capital Gains and Losses for Tax on Investment Income

(a) List and describe the kind(s) of property sold (e.g., real estate, 2-story brick warehouse; or common stock, 200 shares MLC Company)		(b) How acquired P — Purchase D — Donation	(c) Date acquired (month, day, year)	(d) Date sold (month, day, year)
1a Publicly Traded Securities		P	Various	Various
b Xerox Settlement		P	Various	12/18/09
c				
d				
e				

(e) Gross sales price	(f) Depreciation allowed (or allowable)	(g) Cost or other basis plus expense of sale	(h) Gain or (loss) (e) plus (f) minus (g)
a 654,585.		649,168.	5,417.
b 386.			386.
c			
d			
e			

Complete only for assets showing gain in column (h) and owned by the foundation on 12/31/69			(l) Gains (Column (h) gain minus column (k), but not less than -0-) or Losses (from column (h))
(i) Fair Market Value as of 12/31/69	(j) Adjusted basis as of 12/31/69	(k) Excess of column (i) over column (j), if any	
a			5,417.
b			386.
c			
d			
e			

2 Capital gain net income or (net capital loss).	<div> <div> <div></div> <div>If gain, also enter in Part I, line 7 If (loss), enter -0- in Part I, line 7 </div> </div> </div>	2	5,803.
3 Net short-term capital gain or (loss) as defined in sections 1222(5) and (6): If gain, also enter in Part I, line 8, column (c) (see the instructions). If (loss), enter -0- in Part I, line 8		3	0.

Part V Qualification Under Section 4940(e) for Reduced Tax on Net Investment Income

(For optional use by domestic private foundations subject to the section 4940(a) tax on net investment income.)

If section 4940(d)(2) applies, leave this part blank

Was the foundation liable for the section 4942 tax on the distributable amount of any year in the base period?

☐ Yes☒ No

If 'Yes,' the foundation does not qualify under section 4940(e). Do not complete this part

1 Enter the appropriate amount in each column for each year; see the instructions before making any entries.

(a) Base period years Calendar year (or tax year beginning in)	(b) Adjusted qualifying distributions	(c) Net value of noncharitable-use assets	(d) Distribution ratio (column (b) divided by column (c))
2008	403,066.	8,976,554.	0.044902
2007	499,830.	10,105,376.	0.049462
2006	421,878.	9,636,917.	0.043777
2005	238,721.	7,293,470.	0.032731
2004	202,907.	6,313,914.	0.032136

2 Total of line 1, column (d)	2	0.203008
3 Average distribution ratio for the 5-year base period — divide the total on line 2 by 5, or by the number of years the foundation has been in existence if less than 5 years	3	0.040602
4 Enter the net value of noncharitable-use assets for 2009 from Part X, line 5	4	8,059,684.
5 Multiply line 4 by line 3	5	327,239.
6 Enter 1% of net investment income (1% of Part I, line 27b)	6	2,900.
7 Add lines 5 and 6	7	330,139.
8 Enter qualifying distributions from Part XII, line 4	8	397,944.

If line 8 is equal to or greater than line 7, check the box in Part VI, line 1b, and complete that part using a 1% tax rate See the Part VI instructions.

Part VI Excise Tax Based on Investment Income (Section 4940(a), 4940(b), 4940(e), or 4948 – see the instructions)

1 a Exempt operating foundations described in section 4940(d)(2), check here <input type="checkbox"/> and enter 'N/A' on line 1 Date of ruling or determination letter: _____ (attach copy of letter if necessary - see instr.)			
b Domestic foundations that meet the section 4940(e) requirements in Part V, check here <input checked="" type="checkbox"/> and enter 1% of Part I, line 27b		1	2,900.
c All other domestic foundations enter 2% of line 27b. Exempt foreign organizations enter 4% of Part I, line 12, column (b)			
2 Tax under section 511 (domestic section 4947(a)(1) trusts and taxable foundations only. Others enter -0-).		2	0.
3 Add lines 1 and 2		3	2,900.
4 Subtitle A (income) tax (domestic section 4947(a)(1) trusts and taxable foundations only. Others enter -0-)		4	0.
5 Tax based on investment income. Subtract line 4 from line 3. If zero or less, enter -0-		5	2,900.
6 Credits/Payments:			
a 2009 estimated tax pmts and 2008 overpayment credited to 2009	6a	5,697.	
b Exempt foreign organizations – tax withheld at source	6b		
c Tax paid with application for extension of time to file (Form 8868)	6c		
d Backup withholding erroneously withheld	6d	1,293.	
7 Total credits and payments. Add lines 6a through 6d	7	6,990.	
8 Enter any penalty for underpayment of estimated tax. Check here <input type="checkbox"/> if Form 2220 is attached	8		
9 Tax due. If the total of lines 5 and 8 is more than line 7, enter amount owed	9	0.	
10 Overpayment. If line 7 is more than the total of lines 5 and 8, enter the amount overpaid	10	4,090.	
11 Enter the amount of line 10 to be: Credited to 2010 estimated tax <input checked="" type="checkbox"/> Refunded <input type="checkbox"/>	11	0.	

Part VII-A Statements Regarding Activities

	Yes	No
1 a During the tax year, did the foundation attempt to influence any national, state, or local legislation or did it participate or intervene in any political campaign?		X
b Did it spend more than \$100 during the year (either directly or indirectly) for political purposes (see the instructions for definition)? <i>If the answer is 'Yes' to 1a or 1b, attach a detailed description of the activities and copies of any materials published or distributed by the foundation in connection with the activities.</i>		X
c Did the foundation file Form 1120-POL for this year?		X
d Enter the amount (if any) of tax on political expenditures (section 4955) imposed during the year: (1) On the foundation <input checked="" type="checkbox"/> \$ 0. (2) On foundation managers <input checked="" type="checkbox"/> \$ 0.		
e Enter the reimbursement (if any) paid by the foundation during the year for political expenditure tax imposed on foundation managers <input checked="" type="checkbox"/> \$ 0.		
2 Has the foundation engaged in any activities that have not previously been reported to the IRS? <i>If 'Yes,' attach a detailed description of the activities.</i>		X
3 Has the foundation made any changes, not previously reported to the IRS, in its governing instrument, articles of incorporation, or bylaws, or other similar instruments? <i>If 'Yes,' attach a conformed copy of the changes</i>		X
4 a Did the foundation have unrelated business gross income of \$1,000 or more during the year?		X
b If 'Yes,' has it filed a tax return on Form 990-T for this year?		N/A
5 Was there a liquidation, termination, dissolution, or substantial contraction during the year? <i>If 'Yes,' attach the statement required by General Instruction T.</i>		X
6 Are the requirements of section 508(e) (relating to sections 4941 through 4945) satisfied either • By language in the governing instrument, or • By state legislation that effectively amends the governing instrument so that no mandatory directions that conflict with the state law remain in the governing instrument?		X
7 Did the foundation have at least \$5,000 in assets at any time during the year? <i>If 'Yes,' complete Part II, column (c), and Part XV</i>	X	
8 a Enter the states to which the foundation reports or with which it is registered (see the instructions) WA		
b If the answer is 'Yes' to line 7, has the foundation furnished a copy of Form 990-PF to the Attorney General (or designate) of each state as required by <i>General Instruction G</i> ? <i>If 'No,' attach explanation</i>	X	
9 Is the foundation claiming status as a private operating foundation within the meaning of section 4942(j)(3) or 4942(j)(5) for calendar year 2009 or the taxable year beginning in 2009 (see instructions for Part XIV)? <i>If 'Yes,' complete Part XIV</i>		X
10 Did any persons become substantial contributors during the tax year? <i>If 'Yes,' attach a schedule listing their names and addresses.</i>		X

BAA

Form 990-PF (2009)

Part VII-A Statements Regarding Activities Continued

11	At any time during the year, did the foundation, directly or indirectly, own a controlled entity within the meaning of section 512(b)(13)? If 'Yes', attach schedule (see instructions)	11		X
12	Did the foundation acquire a direct or indirect interest in any applicable insurance contract before August 17, 2008?	12		X
13	Did the foundation comply with the public inspection requirements for its annual returns and exemption application? Website address <u>N/A</u>	13	X	
14	The books are in care of <u>Kim Mishko & Associates</u> Telephone no. <u>360-683-6677</u> Located at <u>PO Box 1718 Sequim WA</u> ZIP + 4 <u>98382</u>			
15	Section 4947(a)(1) nonexempt charitable trusts filing Form 990-PF in lieu of Form 1041 - Check here and enter the amount of tax-exempt interest received or accrued during the year <u>15</u>		N/A	N/A

Part VII-B Statements Regarding Activities for Which Form 4720 May Be Required

File Form 4720 if any item is checked in the 'Yes' column, unless an exception applies.

	Yes	No
1 a During the year did the foundation (either directly or indirectly):		
(1) Engage in the sale or exchange, or leasing of property with a disqualified person? <input type="checkbox"/> Yes <input checked="" type="checkbox"/> No		
(2) Borrow money from, lend money to, or otherwise extend credit to (or accept it from) a disqualified person? <input type="checkbox"/> Yes <input checked="" type="checkbox"/> No		
(3) Furnish goods, services, or facilities to (or accept them from) a disqualified person? <input type="checkbox"/> Yes <input checked="" type="checkbox"/> No		
(4) Pay compensation to, or pay or reimburse the expenses of, a disqualified person? <input type="checkbox"/> Yes <input checked="" type="checkbox"/> No		
(5) Transfer any income or assets to a disqualified person (or make any of either available for the benefit or use of a disqualified person)? <input type="checkbox"/> Yes <input checked="" type="checkbox"/> No		
(6) Agree to pay money or property to a government official? (Exception. Check 'No' if the foundation agreed to make a grant to or to employ the official for a period after termination of government service, if terminating within 90 days.) <input type="checkbox"/> Yes <input checked="" type="checkbox"/> No		
b If any answer is 'Yes' to 1a(1)-(6), did any of the acts fail to qualify under the exceptions described in Regulations section 53.4941(d)-3 or in a current notice regarding disaster assistance (see the instructions)? Organizations relying on a current notice regarding disaster assistance check here <input type="checkbox"/>	1 b	N/A
c Did the foundation engage in a prior year in any of the acts described in 1a, other than excepted acts, that were not corrected before the first day of the tax year beginning in 2009?	1 c	X
2 Taxes on failure to distribute income (section 4942) (does not apply for years the foundation was a private operating foundation defined in section 4942(j)(3) or 4942(j)(5)):		
a At the end of tax year 2009, did the foundation have any undistributed income (lines 6d and 6e, Part XIII) for tax year(s) beginning before 2009? <input type="checkbox"/> Yes <input checked="" type="checkbox"/> No If 'Yes,' list the years <u>20__</u> , <u>20__</u> , <u>20__</u> , <u>20__</u>		
b Are there any years listed in 2a for which the foundation is not applying the provisions of section 4942(a)(2) (relating to incorrect valuation of assets) to the year's undistributed income? (If applying section 4942(a)(2) to all years listed, answer 'No' and attach statement - see the instructions)	2 b	N/A
c If the provisions of section 4942(a)(2) are being applied to any of the years listed in 2a, list the years here <u>20__</u> , <u>20__</u> , <u>20__</u> , <u>20__</u>		
3 a Did the foundation hold more than a 2% direct or indirect interest in any business enterprise at any time during the year? <input type="checkbox"/> Yes <input checked="" type="checkbox"/> No		
b If 'Yes,' did it have excess business holdings in 2009 as a result of (1) any purchase by the foundation or disqualified persons after May 26, 1969, (2) the lapse of the 5-year period (or longer period approved by the Commissioner under section 4943(c)(7)) to dispose of holdings acquired by gift or bequest; or (3) the lapse of the 10-, 15-, or 20-year first phase holding period? (Use Schedule C, Form 4720, to determine if the foundation had excess business holdings in 2009.)	3 b	N/A
4 a Did the foundation invest during the year any amount in a manner that would jeopardize its charitable purposes?	4 a	X
b Did the foundation make any investment in a prior year (but after December 31, 1969) that could jeopardize its charitable purpose that had not been removed from jeopardy before the first day of the tax year beginning in 2009?	4 b	X

BAA

Form 990-PF (2009)

Part VII-B Statements Regarding Activities for Which Form 4720 May Be Required (continued)**5a** During the year did the foundation pay or incur any amount to:

- (1) Carry on propaganda, or otherwise attempt to influence legislation (section 4945(e))? ☐ Yes ☒ No
- (2) Influence the outcome of any specific public election (see section 4955), or to carry on, directly or indirectly, any voter registration drive? ☐ Yes ☒ No
- (3) Provide a grant to an individual for travel, study, or other similar purposes? ☐ Yes ☒ No
- (4) Provide a grant to an organization other than a charitable, etc., organization described in section 509(a)(1), (2), or (3), or section 4940(d)(2)? (see instructions) ☐ Yes ☒ No
- (5) Provide for any purpose other than religious, charitable, scientific, literary, or educational purposes, or for the prevention of cruelty to children or animals? ☐ Yes ☒ No

b If any answer is 'Yes' to 5a(1)-(5), did any of the transactions fail to qualify under the exceptions described in Regulations section 53.4945 or in a current notice regarding disaster assistance (see instructions)?

5b N/A

Organizations relying on a current notice regarding disaster assistance check here ☐**c** If the answer is 'Yes' to question 5a(4), does the foundation claim exemption from the tax because it maintained expenditure responsibility for the grant? ☐ Yes ☐ No

N/A

If 'Yes,' attach the statement required by Regulations section 53.4945-5(d)

6a Did the foundation, during the year, receive any funds, directly or indirectly, to pay premiums on a personal benefit contract? ☐ Yes ☒ No**b** Did the foundation, during the year, pay premiums, directly or indirectly, on a personal benefit contract? ☐ Yes ☒ No

6b X

If 'Yes' to 6b, file Form 8870.

7a At any time during the tax year, was the foundation a party to a prohibited tax shelter transaction? ☐ Yes ☒ No**b** If yes, did the foundation receive any proceeds or have any net income attributable to the transaction? ☐ Yes ☒ No

7b N/A

Part VIII Information About Officers, Directors, Trustees, Foundation Managers, Highly Paid Employees, and Contractors**1** List all officers, directors, trustees, foundation managers and their compensation (see instructions).

(a) Name and address	(b) Title and average hours per week devoted to position	(c) Compensation (If not paid, enter -0-)	(d) Contributions to employee benefit plans and deferred compensation	(e) Expense account, other allowances
See Statement 11		0.	0.	0.

2 Compensation of five highest-paid employees (other than those included on line 1— see instructions). If none, enter 'NONE.'

(a) Name and address of each employee paid more than \$50,000	(b) Title and average hours per week devoted to position	(c) Compensation	(d) Contributions to employee benefit plans and deferred compensation	(e) Expense account, other allowances
None				

Total number of other employees paid over \$50,000

0

Part VIII Information About Officers, Directors, Trustees, Foundation Managers, Highly Paid Employees, and Contractors (continued)**3** Five highest-paid independent contractors for professional services – (see instructions). If none, enter **NONE**.

(a) Name and address of each person paid more than \$50,000	(b) Type of service	(c) Compensation
None		
Total number of others receiving over \$50,000 for professional services		0

Part IX-A Summary of Direct Charitable Activities

List the foundation's four largest direct charitable activities during the tax year. Include relevant statistical information such as the number of organizations and other beneficiaries served, conferences convened, research papers produced, etc.

	Expenses
1 N/A	
2	
3	
4	

Part IX-B Summary of Program-Related Investments (see instructions)

Describe the two largest program-related investments made by the foundation during the tax year on lines 1 and 2	Amount
1 N/A	
2	
All other program-related investments. See instructions	
3	
Total. Add lines 1 through 3	0.

BAA

Form 990-PF (2009)

Part X Minimum Investment Return (All domestic foundations must complete this part. Foreign foundations, see instructions.)

1 Fair market value of assets not used (or held for use) directly in carrying out charitable, etc., purposes:		
a Average monthly fair market value of securities	1a	6,597,219.
b Average of monthly cash balances	1b	91,323.
c Fair market value of all other assets (see instructions)	1c	1,493,878.
d Total (add lines 1a, b, and c).	1d	8,182,420.
e Reduction claimed for blockage or other factors reported on lines 1a and 1c (attach detailed explanation).	1e	0.
2 Acquisition indebtedness applicable to line 1 assets	2	0.
3 Subtract line 2 from line 1d.	3	8,182,420.
4 Cash deemed held for charitable activities. Enter 1-1/2% of line 3 (for greater amount, see instructions)	4	122,736.
5 Net value of noncharitable-use assets. Subtract line 4 from line 3. Enter here and on Part V, line 4.	5	8,059,684.
6 Minimum investment return. Enter 5% of line 5.	6	402,984.

Part XI Distributable Amount (see instructions) (Section 4942(j)(3) and (j)(5) private operating foundations and certain foreign organizations check here ☐ and do not complete this part.)

1 Minimum investment return from Part X, line 6	1	402,984.
2a Tax on investment income for 2009 from Part VI, line 5	2a	2,900.
b Income tax for 2009. (This does not include the tax from Part VI)	2b	
c Add lines 2a and 2b	2c	2,900.
3 Distributable amount before adjustments. Subtract line 2c from line 1	3	400,084.
4 Recoveries of amounts treated as qualifying distributions	4	394.
5 Add lines 3 and 4	5	400,478.
6 Deduction from distributable amount (see instructions)	6	
7 Distributable amount as adjusted. Subtract line 6 from line 5. Enter here and on Part XIII, line 1	7	400,478.

Part XII Qualifying Distributions (see instructions)

1 Amounts paid (including administrative expenses) to accomplish charitable, etc., purposes:		
a Expenses, contributions, gifts, etc. — total from Part I, column (d), line 26	1a	397,944.
b Program-related investments — total from Part IX-B	1b	
2 Amounts paid to acquire assets used (or held for use) directly in carrying out charitable, etc., purposes	2	
3 Amounts set aside for specific charitable projects that satisfy the:		
a Suitability test (prior IRS approval required)	3a	
b Cash distribution test (attach the required schedule)	3b	
4 Qualifying distributions. Add lines 1a through 3b. Enter here and on Part V, line 8, and Part XIII, line 4	4	397,944.
5 Foundations that qualify under section 4940(e) for the reduced rate of tax on net investment income. Enter 1% of Part I, line 27b (see instructions).	5	2,900.
6 Adjusted qualifying distributions. Subtract line 5 from line 4	6	395,044.

Note: The amount on line 6 will be used in Part V, column (b), in subsequent years when calculating whether the foundation qualifies for the section 4940(e) reduction of tax in those years.

Part XIII Undistributed Income (see instructions)

	(a) Corpus	(b) Years prior to 2008	(c) 2008	(d) 2009
1 Distributable amount for 2009 from Part XI, line 7				400,478.
2 Undistributed income, if any, as of the end of 2009:				
a Enter amount for 2008 only.			0.	
b Total for prior years: 20____, 20____, 20____		0.		
3 Excess distributions carryover, if any, to 2009:				
a From 2004				
b From 2005				
c From 2006				
d From 2007	4,553.			
e From 2008				
f Total of lines 3a through e.	4,553.			
4 Qualifying distributions for 2009 from Part XII, line 4: ▶ \$ 397,944.				
a Applied to 2008, but not more than line 2a			0.	
b Applied to undistributed income of prior years (Election required — see instructions)		0.		
c Treated as distributions out of corpus (Election required — see instructions)	0.			
d Applied to 2009 distributable amount				397,944.
e Remaining amount distributed out of corpus	0.			
5 Excess distributions carryover applied to 2009 (If an amount appears in column (d), the same amount must be shown in column (a))	2,534.			2,534.
6 Enter the net total of each column as indicated below:				
a Corpus. Add lines 3f, 4c, and 4e. Subtract line 5	2,019.			
b Prior years' undistributed income Subtract line 4b from line 2b		0.		
c Enter the amount of prior years' undistributed income for which a notice of deficiency has been issued, or on which the section 4942(a) tax has been previously assessed		0.		
d Subtract line 6c from line 6b. Taxable amount — see instructions.		0.		
e Undistributed income for 2008. Subtract line 4a from line 2a. Taxable amount — see instructions			0.	
f Undistributed income for 2009 Subtract lines 4d and 5 from line 1. This amount must be distributed in 2010.				0.
7 Amounts treated as distributions out of corpus to satisfy requirements imposed by section 170(b)(1)(F) or 4942(g)(3) (see instructions)	0.			
8 Excess distributions carryover from 2004 not applied on line 5 or line 7 (see instructions)	0.			
9 Excess distributions carryover to 2010. Subtract lines 7 and 8 from line 6a	2,019.			
10 Analysis of line 9				
a Excess from 2005				
b Excess from 2006				
c Excess from 2007	2,019.			
d Excess from 2008				
e Excess from 2009				

Part XIV Private Operating Foundations (see instructions and Part VII-A, question 9)

N/A

1 a If the foundation has received a ruling or determination letter that it is a private operating foundation, and the ruling is effective for 2009, enter the date of the ruling					
b Check box to indicate whether the foundation is a private operating foundation described in section 4942(j)(3) or 4942(j)(5)					
2 a Enter the lesser of the adjusted net income from Part I or the minimum investment return from Part X for each year listed	Tax year	Prior 3 years			
	(a) 2009	(b) 2008	(c) 2007	(d) 2006	(e) Total
b 85% of line 2a					
c Qualifying distributions from Part XII, line 4 for each year listed					
d Amounts included in line 2c not used directly for active conduct of exempt activities					
e Qualifying distributions made directly for active conduct of exempt activities. Subtract line 2d from line 2c.					
3 Complete 3a, b, or c for the alternative test relied upon.					
a 'Assets' alternative test – enter:					
(1) Value of all assets					
(2) Value of assets qualifying under section 4942(j)(3)(B)(i).					
b 'Endowment' alternative test – enter 2/3 of minimum investment return shown in Part X, line 6 for each year listed					
c 'Support' alternative test – enter:					
(1) Total support other than gross investment income (interest, dividends, rents, payments on securities loans (section 512(a)(5)), or royalties)					
(2) Support from general public and 5 or more exempt organizations as provided in section 4942(j)(3)(B)(iii).					
(3) Largest amount of support from an exempt organization					
(4) Gross investment income					

Part XV Supplementary Information (Complete this part only if the organization had \$5,000 or more in assets at any time during the year – see instructions.)

1 Information Regarding Foundation Managers:

a List any managers of the foundation who have contributed more than 2% of the total contributions received by the foundation before the close of any tax year (but only if they have contributed more than \$5,000). (See section 507(d)(2))
None

b List any managers of the foundation who own 10% or more of the stock of a corporation (or an equally large portion of the ownership of a partnership or other entity) of which the foundation has a 10% or greater interest.
None

2 Information Regarding Contribution, Grant, Gift, Loan, Scholarship, etc, Programs:

Check here ☒ if the foundation only makes contributions to preselected charitable organizations and does not accept unsolicited requests for funds. If the foundation makes gifts, grants, etc, (see instructions) to individuals or organizations under other conditions, complete items 2a, b, c, and d

a The name, address, and telephone number of the person to whom applications should be addressed:

See Statement 12

b The form in which applications should be submitted and information and materials they should include:

See Statement for Line 2a

c Any submission deadlines:

See Statement for Line 2a

d Any restrictions or limitations on awards, such as by geographical areas, charitable fields, kinds of institutions, or other factors:

See Statement for Line 2a

Part XV Supplementary Information (continued)**3 Grants and Contributions Paid During the Year or Approved for Future Payment**

Recipient	If recipient is an individual, show any relationship to any foundation manager or substantial contributor	Foundation status of recipient	Purpose of grant or contribution	Amount
Name and address (home or business)				
<i>a</i> Paid during the year See Statement 13				
Total			3a	389,917.
<i>b</i> Approved for future payment				
Total			3b	

Statement 1
Form 990-PF, Part I, Line 11
Other Income

	(a) Revenue per Books	(b) Net Investment Income	(c) Adjusted Net Income
Other Investment Income	\$ 81,662.	\$ 81,662.	
Total	<u>\$ 81,662.</u>	<u>\$ 81,662.</u>	<u>0.</u>

Statement 2
Form 990-PF, Part I, Line 16a
Legal Fees

	(a) Expenses Per Books	(b) Net Investment Income	(c) Adjusted Net Income	(d) Charitable Purposes
Legal/Grant Admn Exps	\$ 6,202.			\$ 1,861.
Total	<u>\$ 6,202.</u>	<u>\$ 0.</u>		<u>\$ 1,861.</u>

Statement 3
Form 990-PF, Part I, Line 16b
Accounting Fees

	(a) Expenses per Books	(b) Net Investment Income	(c) Adjusted Net Income	(d) Charitable Purposes
Tax Return/Admn Exps	\$ 9,985.			\$ 4,993.
Total	<u>\$ 9,985.</u>	<u>\$ 0.</u>		<u>\$ 4,993.</u>

Statement 4
Form 990-PF, Part I, Line 16c
Other Professional Fees

	(a) Expenses per Books	(b) Net Investment Income	(c) Adjusted Net Income	(d) Charitable Purposes
Investment Management Fees...	\$ 19,885.	\$ 19,885.		
Total	<u>\$ 19,885.</u>	<u>\$ 19,885.</u>		<u>\$ 0.</u>

Albert Haller Foundation

91-1556810

Statement 5
Form 990-PF, Part I, Line 18
Taxes

	(a) Expenses per Books	(b) Net Investment Income	(c) Adjusted Net Income	(d) Charitable Purposes
Excise Tax-2009.	\$ 2,900.			
Total	<u>\$ 2,900.</u>	<u>\$ 0.</u>		<u>\$ 0.</u>

Statement 6
Form 990-PF, Part I, Line 23
Other Expenses

	(a) Expenses per Books	(b) Net Investment Income	(c) Adjusted Net Income	(d) Charitable Purposes
Bank Fees	\$ 243.			
Check Charges	63.			
Grant Review	500.			\$ 500.
Liability Insurance	505.			
PO Box	100.			50.
Registration Fees	100.			50.
Total	<u>\$ 1,511.</u>	<u>\$ 0.</u>		<u>\$ 600.</u>

Statement 7
Form 990-PF, Part II, Line 10b
Investments - Corporate Stocks

Corporate Stocks	Valuation Method	Book Value	Fair Market Value
Corporate Stock	Cost	\$ 4,690,208.	\$ 4,460,175.
	Total	<u>\$ 4,690,208.</u>	<u>\$ 4,460,175.</u>

Statement 8
Form 990-PF, Part II, Line 10c
Investments - Corporate Bonds

Corporate Bonds	Valuation Method	Book Value	Fair Market Value
Corporate Bonds	Cost	\$ 2,938,205.	\$ 2,882,735.
	Total	<u>\$ 2,938,205.</u>	<u>\$ 2,882,735.</u>

Albert Haller Foundation

91-1556810

Statement 9
Form 990-PF, Part II, Line 11
Investments - Land, Buildings, and Equipment

Category	Basis	Accum. Deprec.	Book Value	Fair Market Value
Land	\$ 382,236.		\$ 382,236.	\$ 1,488,300.
Total	<u>\$ 382,236.</u>	<u>\$ 0.</u>	<u>\$ 382,236.</u>	<u>\$ 1,488,300.</u>

Statement 10
Form 990-PF, Part III, Line 3
Other Increases

Scholarships deducted prior years-refunded	
Total	<u>\$ 394.</u>

Statement 11
Form 990-PF, Part VIII, Line 1
List of Officers, Directors, Trustees, and Key Employees

Name and Address	Title and Average Hours Per Week Devoted	Compen- sation	Contri- bution to EBP & DC	Expense Account/ Other
Gary Smith 11 Sturdevent Sequim, WA 98382	President 1.00	\$ 0.	\$ 0.	\$ 0.
David Blake 1870 Woodcock Road Sequim, WA 98382	Sec/Treas 1.00	0.	0.	0.
Richard Schneider PO Box 385 Sequim, WA 98382	Vice President 1.00	0.	0.	0.
Jane Pryne 216 E. Fourth Street Port Angeles, WA 98362	Director 1.00	0.	0.	0.
Bill Bentley 503 N Sequim Ave Sequim, WA 98382	Director 1.00	0.	0.	0.
Total		<u>\$ 0.</u>	<u>\$ 0.</u>	<u>\$ 0.</u>

Statement 12
Form 990-PF, Part XV, Line 2a-d
Application Submission Information

Name of Grant Program: See Below for Information
 Name:
 Care Of:

Albert Haller Foundation

91-1556810

Statement 12 (continued)
Form 990-PF, Part XV, Line 2a-d
Application Submission Information

Street Address:

City, State, Zip Code:

Telephone:

Form and Content:

Scholarships: Contact Superintendents of Public High Schools

Grants: Contact United Way for application @ 360-457-3011

Submission Deadlines:

Scholarships & Grants: January of senior year & June

Restrictions on Awards:

Restricted to residents of Clallam County, Washington

Statement 13
Form 990-PF, Part XV, Line 3a
Recipient Paid During the Year

<u>Name and Address</u>	<u>Donee Relationship</u>	<u>Found- ation Status</u>	<u>Purpose of Grant</u>	<u>Amount</u>
Clallam Americorps PO Box 2653 Port Angeles, WA 98362	N/A	501c3	Local cash match to continue Americorps program of tutoring/mentoring high risk students	\$ 4,000.
PA Education Foundation PO Box 787 Port Angeles, WA 98362	N/A	501c3	To provide a special needs fund which will buy clothing, shoes, school supplies etc, for low income kids	4,000.
Sequim School District 503 N Sequim Ave Sequim, WA 98382	N/A	P/Schl	Haller training sessions for volunteer reading tutors	600.
Sequim School District 503 N Sequim Ave Sequim, WA 98382	N/A	P/Schl	Pays extra fees for sporting, academic, arts, technical education courses and events for low income high school students	2,500.

Albert Haller Foundation

91-1556810

Statement 13 (continued)
Form 990-PF, Part XV, Line 3a
Recipient Paid During the Year

<u>Name and Address</u>	<u>Donee Relationship</u>	<u>Found- ation Status</u>	<u>Purpose of Grant</u>	<u>Amount</u>
Sequim School District 503 N Sequim Ave Sequim, WA 98382	N/A	P/Schl	Pays for PE uniforms, activity fees, woodshop/art fees, summer school tuition, history day fees for middle school students	\$ 1,250.
Clallam Bay Food Bank PO Box 442 Clallam Bay, WA 98326	N/A	501c3	Food for food bank	6,000.
Clallam County Juvenile Dt 1912 W 18th Port Angeles, WA 98363	N/A	Govt	Indigent youth relief services	1,300.
First United Methodist 110 East 7th St Port Angeles, WA 98362	N/A	501c3	Weekly free hot dinner, and support for the clothes closet	7,050.
Forks Food Bank PO Box 933 Forks, WA 98331	N/A	501c3	Food for food bank	8,000.
Port Angeles Food Bank 402 S Valley St Port Angeles, WA 98362	N/A	501c3	Food for food bank	18,000.
St Vincent de Paul 209 W 11th Port Angeles, WA 98362	N/A	501c3	Winter utilities and fuel for low income families	11,000.
St Vincent de Paul PO Box 2114 Sequim, WA 98382	N/A	501c3	Winter utilities, and rent assistance for low income families	10,000.
Sequim Community Aid PO Box 1591 Sequim, WA 98382	N/A	501c3	Emergency aid for rent, utilities and bus passes etc	10,000.
Sequim Food Bank PO Box 1453 Sequim, WA 98382	N/A	501c3	Food for food bank	11,000.

Albert Haller Foundation

91-1556810

Statement 13 (continued)
Form 990-PF, Part XV, Line 3a
Recipient Paid During the Year

<u>Name and Address</u>	<u>Donee Relationship</u>	<u>Found- ation Status</u>	<u>Purpose of Grant</u>	<u>Amount</u>
Serenity House PO Box 4047 Port Angeles, WA 98363	N/A	501c3	Sequim Housing Resource Center provides services & aid to end homelessness	\$ 5,500.
Serenity House PO Box 4047 Port Angeles, WA 98363	N/A	501c3	Final phase of kitchen remodel for homeless feeding program at the Tempest Building	6,000.
Crescent Co-op Preschool PO Box 20 Joyce, WA 98343	N/A	501c3	Daily operations & scholarships plus supplies and parent education	2,500.
United Way PO Box 937 Port Angeles, WA 98362	N/A	501c3	Support for annual fund drive	10,000.
Hospice of Clallam County PO Box 2014 Port Angeles, WA 98362	N/A	501c3	General hospice program for the terminally ill and their families	2,000.
First Step Family Support 325 East 6th St Port Angeles, WA 98362	N/A	501c3	Summer Youth Lunch Program provides daily lunches for kids under age 18	3,950.
PA Education Foundation PO Box 787 Port Angeles, WA 98362	N/A	501c3	To provide medical, and dental services for low income children	1,500.
Volunteers in Medicine Clinic 909 Georgiana St Port Angeles, WA 98362	N/A	501c3	Startup costs for the Chronic Care Clinic	9,000.
Clallam County Parks 223 E Fourth St, Suite 7 Port Angeles, WA 98362	N/A	Govt	Final year for maintenance support for the Dungeness Boat Launch	7,500.

Albert Haller Foundation

91-1556810

Statement 13 (continued)
Form 990-PF, Part XV, Line 3a
Recipient Paid During the Year

<u>Name and Address</u>	<u>Donee Relationship</u>	<u>Found- ation Status</u>	<u>Purpose of Grant</u>	<u>Amount</u>
Care Net Pregnancy Center PO Box 39 Port Angeles, WA 98362	N/A	501c3	Buys diapers, formula and baby food. "Earn while you learn" program teaches nutrition and healthy options to needy mothers	\$ 3,000.
Clallam County First Book 430 W Hammond St Sequim, WA 98382	N/A	501c3	Purchase books for low income children in literacy programs	2,000.
Clallam Bay/Sekiu Crisis Center PO Box 442 Seiku, WA 98381	N/A	501c3	Emergency fund for rent, utilities, firewood, food, and holiday food baskets	3,000.
MANNA 139 W 8th Port Angeles, WA 98362	N/A	501c3	Emergency rent, utilities, gas and prescriptions assistance	10,000.
Parenting Matters Foundation PO Box 3323 Sequim, WA 98382	N/A	501c3	First Teacher newsletter for preschool families	2,300.
PA Education Foundation PO Box 787 Port Angeles, WA 98362	N/A	501c3	To provide mental health counseling for low income students	10,000.
The Caring Place PO Box 2111 Forks, WA 98331	N/A	501c3	"Earn While You Learn" provides vouchers for baby food, clothing, car seats etc	7,100.

Albert Haller Foundation

91-1556810

Statement 13 (continued)
Form 990-PF, Part XV, Line 3a
Recipient Paid During the Year

Name and Address	Donee Relationship	Found- ation Status	Purpose of Grant	Amount
Healthy Families 1210 E Front St Port Angeles, WA 98362	N/A	501c3	Hope & Rose House-provides food, clothing, and school supplies for women and children in need (residents of emergency shelters)	\$ 7,450.
Forks Abuse Program PO Box 1775 Forks, WA 98331	N/A	501c3	Provide family activities at shelter-basketball, croquet sets, BBQ, holiday meals etc	2,000.
Lutheran Community Services 301 Lopez Ave Port Angeles, WA 98362	N/A	501c3	Twice weekly "stay & play" literacy program for young children and their parents who can't afford preschool	4,000.
Olympic Community Action 803 W Park Ave Port Townsend, WA 98368	N/A	501c3	Provides adult day care services	3,500.
Peninsula Community Health 118 East 8th St Port Angeles, WA 98362	N/A	501c3	Pays for medication co-payments, transportation, clothing and personal hygiene items for low income patients	11,000.
Sequim School District 503 N Sequim Ave Sequim, WA 98382	N/A	P/Schl	Sequim Peaks career mentoring program	1,000.
American Red Cross PO Box 188 Carlsborg, WA 98324	N/A	501c3	Emergency relief food, clothing, shelter vouchers and medication to disaster victims	3,000.

Albert Haller Foundation

91-1556810

Statement 13 (continued)
Form 990-PF, Part XV, Line 3a
Recipient Paid During the Year

<u>Name and Address</u>	<u>Donee Relationship</u>	<u>Found- ation Status</u>	<u>Purpose of Grant</u>	<u>Amount</u>
Joyce Education Foundation 50350 Hwy 112 west Port Angeles, WA 98363	N/A	P/Schl	Mini grants to teachers and school supplies for low income students	\$ 4,000.
Quillayute Valley School Distr 121 S Spartan Ave Forks, WA 98331	N/A	P/Schl	Winter coats & blankets & shoe vouchers for students from low income families	2,500.
Quillayute Valley School Distr 121 S Spartan Ave Forks, WA 98331	N/A	P/Schl	Teach social/behavioral skills to at risk youth in the "POSSE" program	6,000.
Boys & Girls Club 400 W Fir St Sequim, WA 98382	N/A	501c3	Provides shoes, clothing, school supplies and hygiene items for low income kids ages 5-18	6,000.
Olympic Community Action 803 W Park Ave Port Townsend, WA 98368	N/A	501c3	Meals on Wheels program	5,000.
Peninsula Dispute Resolution Center PO Box 1034 Port Angeles, WA 98362	N/A	501c3	Operating costs and training new family mediators	4,000.
SNAP PO Box 3081 Sequim, WA 98382	N/A	501c3	Scholarships for disabled clients, instructor wages, and operating supplies	6,000.
Family Planning of Clallam County 426 E 8th St Port Angeles, WA 98362	N/A	501c3	Expand services to 2 days per week and to merge with the Forks Womens' Clinic	6,500.

Statement 13 (continued)
Form 990-PF, Part XV, Line 3a
Recipient Paid During the Year

<u>Name and Address</u>	<u>Donee Relationship</u>	<u>Found- ation Status</u>	<u>Purpose of Grant</u>	<u>Amount</u>
Zeb Frongello 250 Blakely Blvd Sequim, WA 98382	N/A	N/A	Scholarship	\$ 2,667.
Feiro Marine Life Center PO Box 625 Port Angeles, WA 98362	N/A	501c3	Scholarship fund for underserved groups that tour the Marine Center	500.
Dungeness Valley Health & Wellness PO Box 3434 Sequim, WA 98382	N/A	501c3	Operating costs for chronic healthcare clinic	8,000.
NW Kiwanis Camp PO Box 1227 Port Hadlock, WA 98339	N/A	501c3	Covers camp and field trips & building fund for children with disabilities	9,000.
Pro Bono Lawyers of Clallam County 816 E 8th St Port Angeles, WA 98362	N/A	501c3	Legal aid services for low income clients	2,500.
St Vincent de Paul Queen of Angels 209 W 11th Port Angeles, WA 98362	N/A	501c3	Emergency medical transportation costs and local treatments	1,500.
Makah Tribe Food Bank PO Box 115 Neah Bay, WA 98357	N/A	501c3	Food for food bank	6,000.
Taleah Ingram 7764 Lapush Rd Forks, WA 98331	N/A	N/A	Scholarship	2,500.
Melissa Sackor 712 South N St Port Angeles, WA 98363	N/A	N/A	Scholarship	2,500.
Elisa Monica Lopez 40 Penny Lane Sequim, WA 98382	N/A	N/A	Scholarship	2,500.
Jay Mendoza PO Box 22 Clallam Bay, WA 98326	N/A	N/A	Scholarship	2,500.

Statement 13 (continued)
Form 990-PF, Part XV, Line 3a
Recipient Paid During the Year

<u>Name and Address</u>	<u>Donee Relationship</u>	<u>Found- ation Status</u>	<u>Purpose of Grant</u>	<u>Amount</u>
Kimberly Olsen 611 Fernhill Rd Forks, WA 98331	N/A	N/A	Scholarship	\$ 2,500.
Adeana Crosby 131 Crosby Lane Port Angeles, WA 98362	N/A	N/A	Scholarship	2,500.
Sheridan Allen PO Box 489 Sequim, WA 98382	N/A	N/A	Scholarship	2,500.
Tamar Tessa Williams 1301 W 6th St Port Angeles, WA 98363	N/A	N/A	Scholarship	2,500.
Dominick DeBari PO Box 405 Neah Bay, WA 98357	N/A	N/A	Scholarship	2,500.
Billy Nguyen 840 Robin Hood Loop Forks, WA 98331	N/A	N/A	Scholarship	2,500.
Kara Herzog 33 Olympic Lane Port Angeles, WA 98362	N/A	N/A	Scholarship	2,500.
Tyler Wollam c/o PA Education Foundation Port Angeles, WA 98362	N/A	N/A	Scholarship	2,500.
Sequim Education Foundation PO Box 3065 Sequim, WA 98382	N/A	501c3	2nd Annual Engineering Challenge scholarships for low income students	3,000.
Camp Fire Juan de Fuca Council 619 E 4th Port Angeles, WA 98362	N/A	501c3	Summer lunches for 3 days when B&G Club closed and school supplies for low income children	500.

Statement 13 (continued)
Form 990-PF, Part XV, Line 3a
Recipient Paid During the Year

<u>Name and Address</u>	<u>Donee Relationship</u>	<u>Found- ation Status</u>	<u>Purpose of Grant</u>	<u>Amount</u>
West Olympic Peninsula Betterment Assoc PO Box 2240 Forks, WA 98331	N/A	501c3	Case Management of homeless families with assistance for move-in costs, utility costs etc	\$ 1,500.
Vision Loss Center 228 W First St #N Port Angeles, WA 98362	N/A	501c3	Training, equipment and education for the visually impaired	1,000.
Clallam County Family YMCA 302 S Francis St Port Angeles, WA 98362	N/A	501c3	After school on site enrichment program for middle & high school students	8,000.
First Step Family Support Center 325 E 6th St Port Angeles, WA 98362	N/A	501c3	Provides food, supplies and equipment for low income families with young children	5,000.
Clallam County Parks 223 E 4th #7 Port Angeles, WA 98362	N/A	Govt	Concrete sidewalk to bathroom to accommodate people with disabilities	1,000.
North Olympic Peninsula Regional Housing PO Box 1453 Forks , WA 98331	N/A	501c3	Kitchen remodel for "Sarge's Place" for homeless veterans	6,500.
Sequim School District 503 N Sequim Ave Sequim, WA 98382	N/A	P/Schl	Sequim Middle School field trip to Lake Crescent for 222 students to participate in a science program sponsored by the Olympic Park Institute	10,000.

Albert Haller Foundation

91-1556810

Statement 13 (continued)
Form 990-PF, Part XV, Line 3a
Recipient Paid During the Year

<u>Name and Address</u>	<u>Donee Relationship</u>	<u>Found- ation Status</u>	<u>Purpose of Grant</u>	<u>Amount</u>
Sequim School District 503 N Sequim Ave Sequim, WA 98382	N/A	P/Schl	End of the year basic needs contribution	\$ 1,700.
Quillayute Valley School District 121 S Spartan Ave Forks, WA 98331	N/A	P/Schl	End of the year basic needs contribution	650.
PA Education Foundation PO Box 787 Port Angeles, WA 98362	N/A	501c3	End of the year basic needs contribution	2,200.
Crescent School District PO Box 20 Joyce, WA 98343	N/A	P/Schl	End of the year basic needs contribution	200.
Cape Flattery School District PO Box 109 Seiku, WA 98381	N/A	P/Schl	End of the year basic needs contribution	250.
Christina Bruce 121 Hemlock Way Sequim, WA 98382	N/A	N/A	Scholarship	2,500.
Ashiyah Vesterby PO Box 1334 Sequim, WA 98382	N/A	N/A	Scholarship	2,500.
Kari Hankins 453 Klahn Pl Sequim, WA 98382	N/A	N/A	Scholarship	2,500.
Joseph Bradley 40 Whispering Firs Rd Port Angeles, WA 98362	N/A	N/A	Scholarship	2,500.
Jeremy Fu 1719 W 10th St Port Angeles, WA 98362	N/A	N/A	Scholarship	2,500.
Mikhael Munden 612 Georgiana St Port Angeles, WA 98362	N/A	N/A	Scholarship	2,500.
Shayla Nagel PO Box 698 Neah Bay, WA 98357	N/A	N/A	Scholarship	2,500.

Statement 13 (continued)
Form 990-PF, Part XV, Line 3a
Recipient Paid During the Year

<u>Name and Address</u>	<u>Donee Relationship</u>	<u>Found- ation Status</u>	<u>Purpose of Grant</u>	<u>Amount</u>
Sandra Parker PO Box 758 Neah Bay, WA 98357	N/A	N/A	Scholarship	\$ 1,250.
Shelbie Jones c/o Quillayute Valley School Distr Forks, WA 98331	N/A	N/A	Scholarship	2,500.
Sean Weeks PO Box 1961 Forks, WA 98331	N/A	N/A	Scholarship	2,500.
Whitley Barnes c/o Crescent School District Joyce, WA 98343	N/A	N/A	Scholarship	2,500.
Dain Steenberg c/o Sequim School District Sequim, WA 98382	N/A	N/A	Scholarship	2,500.
Dan Helgeson c/o Crescent School District Joyce, WA 98343	N/A	N/A	Scholarship	2,500.
Heidi Eberle c/o PA School District Port Angeles, WA 98362	N/A	N/A	Scholarship	2,500.
Taylor Gowdy c/o Sequim School District Sequim, WA 98382	N/A	N/A	Scholarship	2,500.
Total				\$ <u>389,917.</u>

REPORTING SET-ASIDES UNDER THE CASH DISTRIBUTION TEST

FORM 990PF, PART XII, LINE 3B

1. The nature and purpose of the project for which the amounts are to be set aside are described below: The North Olympic Peninsula Skills Center will provide vocational training programs for primarily high school students that offer a high probability of job placement.
2. The amounts set aside for the project described in item 1 will be actually paid within the 12 month period that ends 6/30/04.
3. The project will not be completed before the end of the 6/30/03 tax year (the year in which the set-aside was made).
4. As noted below is a list of the distributable amounts determined under IRC Sec. 4942(d) and actual payments made for all the past tax years in the taxpayer's start-up and full payment periods.

Foundation Created 7/8/92		Start-Up	
	% Distributable	Amt Requirement	Actual Distribution
Start-up Period:			
6/30/93.....	0%	\$ 15,578	0
6/30/94.....	20%	99,020	19,804
6/30/95.....	40%	133,333	53,333
6/30/96.....	60%	160,422	96,253
6/30/97.....	80%	175,781	140,625
Start-Up Totals			
from 7/8/92 to 6/30/97		310,015	582,231
Full Payment Period:			
6/30/98.....	N/A	222,853	N/A
6/30/99.....	N/A	247,376	N/A
6/30/00.....	N/A	265,685	N/A
6/30/01.....	N/A	272,538	N/A
6/30/02.....	N/A	269,539	N/A
6/30/03.....	N/A	259,144	N/A
6/30/04.....	N/A	301,076	N/A
12/31/04.....	N/A	158,423	N/A
12/31/05.....	N/A	331,067	N/A
12/31/06.....	N/A	475,997	N/A
12/31/07.....	N/A	498,668	N/A
12/31/08.....	N/A	444,897	N/A
12/31/09.....	N/A	400,478	N/A
Full Payment Period			
from 7/1/97 to 12/31/09		4,147,741	4,342,393

The foundation distributed an amount in excess of its full payment period minimum amount in prior years and the excess is carried over to reduce the full payment minimum amount for the next five tax years on a first-in, first-out basis.

Other Income Producing Activities
Interest on savings & cash investments

Banks	\$	733.
Real Estate Contract		600.
Total	\$	<u>1,333.</u>

Other Income Producing Activities
Dividends/interest from securities.

Vanguard-Dividends	\$	219,988.
Vanguard-Capital Gain Distributions		1,103.
Total	\$	<u>221,091.</u>

Other Income Producing Activities
Other investment income [O]

Rock Quarry-per 1099	\$	74,845.
11/30/2008 received 1/31/09		6,817.
Total	\$	<u>81,662.</u>

Net Investment Income / Adj. Net Income
Other investment income

Rock Quarry		81,662.
Total	\$	<u>81,662.</u>

Operating & Administrative Exp. (990-PF)
Travel, conferences, etc.

Board Meetings/Admn Exps	\$	1,146.
Total	\$	<u>1,146.</u>

Operating & Administrative Exp. (990-PF)
Travel, conferences, etc.

Board Meetings/Admn Exps	\$	573.
Total	\$	<u>573.</u>



First Federal

P.O. Box 351 - Port Angeles, WA 98362-0055

Questions? Please call 360-457-0461
 "Touchtone Teller" 360-457-0464
 Our toll-free number is 1-800-800-1577

Page 1



*****AUTO**5-DIGIT 98382
 4612 0 6206 AV 0 335 19 1 133
 ALBERT HALLER FOUNDATION
 PO BOX 2739
 SEQUIM WA 98382-2739

YOUR ACCOUNTS AT A GLANCE

From	12-01-09
Thru	12-31-09
MMDA	\$40,970 39

Account

MMDA

Beginning Balance	93,857 66	YTD Interest	700 32
Deposits and Other Credits	5,092 98	YTD Withholding	0 00
Checks and Other Debits	58,000 00	Average Balance	41,963 43
Interest Paid	19 75	Interest Rate	0 500%
Service Charges/Fees	0 00		
Ending Balance	40,970 39	Item Count	1

Check Register

Check#	Date	Amount	Check#	Date	Amount	Check#	Date	Amount
605	12-04-09	58,000 00			0 00			

Deposits and Other Credits

Date	Description	Amount
12-29-09	DEPOSIT SEQUIM VILL	40,970 39
12-31-09	INTEREST PAID 12/01 T	4,692 92
		258 88
		45,922 19
	Interest Earned	\$19 75
	Annual Perce	0 56%

Balance Summary

Date	Balance	Date	Balance	Date	Balance
12-01-09	93,857 66	12-29-09	40,950 64		
12-04-09	35,857 66	12-31-09	40,970 39		
				Minimum Balance	35,857 66

Interest Rate History

Date	Rate	Date	Rate	Date	Rate
12-04-09	0 500%				

Safe Sound. Secure It makes a difference
 First Federal is 86 years strong and we are here to stay.
 We are also among the state's strongest and safest banks

From 98PF Part II line 1 Column b+c



1577012618

Key Business Money Market Checking :
ALBERT HALLER FOUNDATION

Beginning balance 11-30-09	\$4,173.55
1 Addition	+58,000.00
20 Subtractions	-55,279.47
Interest paid	+2.34
Net fees and charges	-3.50
Ending balance 12-31-09	\$6,892.92

Additions

Deposits	Date	Serial #	Source	
	12-3		Deposit Branch 0323 Washington	\$58,000.00
Total additions				\$58,000.00

Subtractions

0.00 *

Paper Checks

Check	Date	Amount	Date	Amount	Check	Date	Amount
2093	12-8	5,000.00	12-9	5,000.00	2107	12-14	5,500.00
2094	12-9	3,000.00	12-9	3,000.00	2108	12-15	2,500.00
2095	12-9	2,000.00	12-7	2,000.00	2109	12-15	250.00
2096	12-4	2,000.00	12-14	2,000.00	2110	12-16	200.00
2097	12-11	6,000.00	12-8	6,000.00	2112	12-14	650.00
2098	12-7	6,000.00	12-10	6,000.00	2113	12-17	1,700.00
2099	12-8	6,000.00	12-15	6,000.00			
Paper Checks Paid					\$55,279.47		


Interest earned

0.00 *

Annual percentage yield (APY) earned	0.15%
Number of days this statement period	31
Interest paid 12-31-09	\$2.34
Interest earned this statement period	\$2.33
Interest paid year-to-date	\$32.98

Fees and charges

Date		Quantity	Unit Charge	
12-31-09	Imaged Items With Statement Charge	1	3.50	-\$3.50
Fees and charges assessed this period				-\$3.50



Vanguard

December 31, 2009 Year-to-date

Page 21 of 21

Vanguard Prime Money Market Fund

The Albert Haller Foundation

(800) 567-5163 - Marcus J. Lerman
ext. 28499 Investment Manager
(800) 567-5163 - Jonathan A. Crawford
ext. 27976 Investment Associate
Fund number: 30
Account number:

		ACCOUNT VALUE		On 12/31/2008	On 12/31/2009
				\$ 254.93	\$ 258.88
Trade date	Transaction	Dollar amount	Share price	Shares transacted	Total shares owned
	Balance on 12/31/2008		\$ 1.00		254.930
1/30	Income dividend	\$ 0.41	1.00	.410	255.340
2/27	Income dividend	0.25	1.00	.250	255.590
3/31	Income dividend	0.18	1.00	.180	255.770
4/30	Income dividend	0.12	1.00	.120	255.890
5/29	Income dividend	0.10	1.00	.100	255.990
6/30	Income dividend	0.07	1.00	.070	256.060
7/31	Income dividend	0.05	1.00	.050	256.110
8/31	Income dividend	0.05	1.00	.050	256.160
9/30	Income dividend	0.04	1.00	.040	256.200
10/13	Exchange from ST IG Adm	135,000.00	1.00	135,000.000	135,256.200
10/13	Exchange from ST B lx Ad	135,000.00	1.00	135,000.000	270,256.200
10/16	Checkwriting 1011	-270,000.00	1.00	-270,000.000	256.200
10/30	Income dividend	2.63	1.00	2.630	258.830
11/30	Income dividend	0.03	1.00	.030	258.860
12/31	Income dividend	0.02	1.00	.020	258.880
	Balance on 12/31/2009		\$ 1.00		258.880
Income dividends				\$ 3.95	
Purchases year-to-date				\$ 270,000.00	
Redemptions year-to-date				270,000.00	





Vanguard

December 31, 2009 Year-to-date

Page 13 of 21

**Vanguard Total International Stock
Index Fund**

The Albert Haller Foundation

(800) 567-5163 - Marcus J. Lerman
ext. 28499 Investment Manager
(800) 567-5163 - Jonathan A. Crawford
ext. 27976 Investment Associate
Fund number: 113
Account number: 1

		ACCOUNT VALUE		On 12/31/2008	On 12/31/2009
				\$ 739,801.99	\$ 875,349.85
Trade date	Transaction	Dollar amount	Share price	Shares transacted	Total shares owned
	Balance on 12/31/2008		\$ 10.79		68,563.669
10/15	Exchange to ST IG Adm	\$ -137,700.00	14.92	-9,229.223	59,334.446
12/30	Income dividend .344	20,411.05	14.46	1,411.553	60,745.999
	Balance on 12/31/2009		\$ 14.41		60,745.999
Income dividends		\$ 20,411.05			
Redemptions year-to-date		\$ 137,700.00			
			Total cost basis on 12/31/2009		\$ 768,299.81
			Average cost per share		12.65

	0.00	
Stock Basis		
758,299.81		
1,839,616.05		
803,094.81		
621,041.30		
313,503.63		
341,651.99		
1,690,207.59		
Fmr		
375,349.85		
1,791,568.55		
633,052.64		
633,111.04		
253,799.22		
263,294.02		
1,660,175.32		
	0.00	

Form 990PF Part II Line 10b Column b+c

00000623848818 1
014915

13 - 21
510 406H M5 1 X





Vanguard

December 31, 2009 Year-to-date

Page 14 of 21

**Vanguard Total Stock Market Index Fund
Admiral Shares**

The Albert Haller Foundation

(800) 567-5163 - Marcus J. Lerman
ext. 28499 Investment Manager
(800) 567-5163 - Jonathan A. Crawford
ext. 27976 Investment Associate
Fund number: 585
Account number:

		ACCOUNT VALUE		On 12/31/2008	On 12/31/2009
				\$ 1,445,753.28	\$ 1,791,568.55
Trade date	Transaction	Dollar amount	Share price	Shares transacted	Total shares owned
	Balance on 12/31/2008		\$ 21.80		66,318.958
3/24	Income dividend .135	\$ 8,953.06	19.48	459.603	66,778.561
6/23	Income dividend .109	7,278.86	21.83	333.434	67,111.995
9/23	Income dividend .12	8,053.44	26.20	307.383	67,419.378
10/15	Exchange to ST IG Adm	-50,600.00	27.07	-1,869.228	65,550.150
10/15	Exchange to ST B lx Ad	-18,900.00	27.07	-698.190	64,851.960
12/21	Income dividend .175	11,349.09	27.37	414.654	65,266.614
	Balance on 12/31/2009		\$ 27.45		65,266.614
Income dividends		\$ 35,634.45			
Redemptions year-to-date		\$ 69,500.00			
				Total cost basis on 12/31/2009	\$ 1,839,616.05
				Average cost per share	28.19

000000623848818

1


14 - 21

014916

510 406H M5

1



**Vanguard**

December 31, 2009 Year-to-date

Page 16 of 21

**Vanguard Windsor II Fund
Admiral Shares****The Albert Haller Foundation**

(800) 567-5163 - Marcus J. Lerman
 ext. 28499 Investment Manager
 (800) 567-5163 - Jonathan A. Crawford
 ext. 27976 Investment Associate
 Fund number: 573
 Account number:

ACCOUNT VALUE				On 12/31/2008	On 12/31/2009
				\$ 514,913.27	\$ 638,052.64
Trade date	Transaction	Dollar amount	Share price	Shares transacted	Total shares owned
	Balance on 12/31/2008		\$ 33.92		15,180.226
6/25	Income dividend .51	\$ 7,741.92	34.25	226.041	15,406.267
10/15	Exchange to ST B lx Ad	-16,300.00	41.35	-394.196	15,012.071
12/23	Income dividend .475	7,130.73	42.24	168.815	15,180.886
	Balance on 12/31/2009		\$ 42.03		15,180.886
Income dividends		\$ 14,872.65			
Redemptions year-to-date		\$ 16,300.00			
Total cost basis on 12/31/2009				\$ 806,094.81	
Average cost per share					53.10

000000623848818

1


16 - 21

014918

510 406H M5

1





Vanguard

December 31, 2009, ar-to-date

Page 15 of 21

**Vanguard U.S. Growth Fund
Admiral Shares**

The Albert Haller Foundation

(800) 567-5163 - Marcus J. Lerman
ext. 28499 Investment Manager
(800) 567-5163 - Jonathan A. Crawford
ext. 27976 Investment Associate
Fund number: 523
Account number:

		ACCOUNT VALUE		On 12/31/2008	On 12/31/2009
				\$ 494,839.47	\$ 633,111.04
Trade date	Transaction	Dollar amount	Share price	Shares transacted	Total shares owned
	Balance on 12/31/2008		\$ 31.73		15,595.319
10/15	Exchange to ST B lx Ad	\$ -35,000.00	42.14	-830.565	14,764.754
12/28	Income dividend .292	4,311.31	42.90	100.497	14,865.251
	Balance on 12/31/2009		\$ 42.59		14,865.251
Income dividends		\$ 4,311.31			
Redemptions year-to-date		\$ 35,000.00			
				Total cost basis on 12/31/2009	\$ 621,041.30
				Average cost per share	41.78

000000623848818

1

15 - 21

014917

510 406H M5

1





Vanguard

December 31, 2009, year-to-date

Page 12 of 21

**Vanguard Explorer Fund
Admiral Shares**

The Albert Haller Foundation

(800) 567-5163 - Marcus J. Lerman
ext. 28499 Investment Manager
(800) 567-5163 - Jonathan A. Crawford
ext. 27976 Investment Associate
Fund number: 5024
Account number:

		ACCOUNT VALUE		On 12/31/2008	On 12/31/2009
				\$ 207,061.68	\$ 258,799.22
Trade date	Transaction	Dollar amount	Share price	Shares transacted	Total shares owned
	Balance on 12/31/2008		\$ 39.18		5,284.882
10/15	Exchange to ST B lx Ad	\$ -23,500.00	52.80	-445.076	4,839.806
12/28	Income dividend .175	846.97	53.90	15.714	4,855.520
	Balance on 12/31/2009		\$ 53.30		4,855.520
Income dividends		\$ 846.97			
Redemptions year-to-date		\$ 23,500.00			
Total cost basis on 12/31/2009				\$ 313,503.63	
Average cost per share				64.57	

000000623848818

1


12 - 21

014914

510 406H M5

1





Vanguard

December 31, 2009, Year-to-date

Page 11 of 21

Vanguard Strategic Equity Fund

The Albert Haller Foundation

(800) 567-5163 - Marcus J. Lerman
 ext. 28499 Investment Manager
 (800) 567-5163 - Jonathan A. Crawford
 ext. 27976 Investment Associate
 Fund number: 114
 Account number:

		ACCOUNT VALUE		On 12/31/2008	On 12/31/2009
				\$ 206,915.79	\$ 263,294.02
Trade date	Transaction	Dollar amount	Share price	Shares transacted	Total shares owned
	Balance on 12/31/2008		\$ 11.70		17,685.110
10/15	Exchange to ST B lx Ad	\$ -10,100.00	15.00	-673.333	17,011.777
12/28	Income dividend .20	3,402.36	15.50	219.507	17,231.284
	Balance on 12/31/2009		\$ 15.28		17,231.284
Income dividends		\$ 3,402.36			
Redemptions year-to-date		\$ 10,100.00			
		Total cost basis on 12/31/2009		\$ 341,651.99	
		Average cost per share		19.83	

000000623848818

1


11 - 21

014913

510 406H M5

1 X





Vanguard

December 31, 2009, year-to-date

Page 7 of 21

Vanguard Intermediate-Term Investment-Grade Fund Admiral Shares

The Albert Haller Foundation

(800) 567-5163 - Marcus J. Lerman
 ext. 28499 Investment Manager
 (800) 567-5163 - Jonathan A. Crawford
 ext. 27976 Investment Associate
 Fund number: 571
 Account number: 9977698986

		ACCOUNT VALUE		On 12/31/2008	On 12/31/2009
				\$ 533,299.24	\$ 618,858.70
Trade date	Transaction	Dollar amount	Share price	Shares transacted	Total shares owned
	Balance on 12/31/2008		\$ 8.65		61,653.091
1/30	Income dividend	\$ 2,521.20	8.64	291.806	61,944.897
2/27	Income dividend	2,303.70	8.47	271.983	62,216.880
3/26	ST cap gain .008	497.74	8.48	58.696	62,275.576
3/26	LT cap gain .017	1,057.69	8.48	124.728	62,400.304
3/31	Income dividend	2,516.79	8.49	296.442	62,696.746
4/30	Income dividend	2,489.28	8.66	287.446	62,984.192
5/29	Income dividend	2,622.34	8.91	294.314	63,278.506
6/30	Income dividend	2,598.28	9.06	286.786	63,565.292
7/31	Income dividend	2,693.78	9.37	287.490	63,852.782
8/31	Income dividend	2,763.55	9.50	290.900	64,143.682
9/30	Income dividend	2,690.44	9.62	279.672	64,423.354
10/15	Exchange to ST B lx Ad	-8,300.00	9.58	-866.388	63,556.966
10/15	Excha	-1,300.00	9.58	-135.699	63,421.267
10/30	Incom	2,757.80	9.68	284.897	63,706.164
11/30	Incom	2,487.55	9.81	253.573	63,959.737
12/30	ST ca	959.40	9.64	99.523	64,059.260
12/31	Incom	2,608.62	9.62	271.166	64,330.426
	Balance		\$ 9.62		64,330.426

Income dividends	631,273	58	+	3
Short-term gains	526,757	06	+	4
Long-term gains	497,970	38	+	9
Total income year	1,655,000	00	+	6

Redemptions year	1,333,063	48	+	0
	467,081	56	+	
	382,055	90	+	
	2,182,204	96	+	

Fmr	613,858	70	+	
	525,165	85	+	
	1,497,744	48	+	
	421,173	29	+	
	1,779,907	35	+	
	339,885	42	+	
	2,032,733	09	+	

0 00

Total cost basis on 12/31/2009 ~~\$ 631,273.58~~
 Average cost per share 9.81

Form 990PF Part II Line 10c Column b+c

 000000623848818
 014909

1

7 - 21

510 406H M5

1



**Vanguard**

December 31, 2009 Year-to-date

Page 10 of 21

**Vanguard Short-Term Investment-Grade Fund
Admiral Shares****The Albert Haller Foundation**

(800) 567-5163 - Marcus J. Lerman
ext. 28499 Investment Manager
(800) 567-5163 - Jonathan A. Crawford
ext. 27976 Investment Associate
Fund number: 539
Account number: 9977698986

		ACCOUNT VALUE		On 12/31/2008	On 12/31/2009
				\$ 431,304.50	\$ 525,165.85
Trade date	Transaction	Dollar amount	Share price	Shares transacted	Total shares owned
	Balance on 12/31/2008		\$ 9.67		44,602.327
1/26	Fee remitted to your adviser	\$ -4,822.01	9.81	-491.540	44,110.787
1/30	Income dividend	1,832.81	9.82	186.641	44,297.428
2/27	Income dividend	1,641.18	9.74	168.499	44,465.927
3/31	Income dividend	1,691.92	9.75	173.530	44,639.457
4/27	Fee remitted to your adviser	-4,628.49	9.89	-467.997	44,171.460
4/30	Income dividend	1,597.59	9.92	161.047	44,332.507
5/29	Income dividend	1,628.13	10.16	160.249	44,492.756
6/30	Income dividend	1,576.32	10.23	154.088	44,646.844
7/27	Fee remitted to your adviser	-5,009.50	10.31	-485.887	44,160.957
7/31	Income dividend	1,596.46	10.37	153.950	44,314.907
8/31	Income dividend	1,513.94	10.48	144.460	44,459.367
9/30	Income dividend	1,426.41	10.55	135.205	44,594.572
10/13	Exchange to Prime MM	-135,000.00	10.57	-12,771.996	31,822.576
10/15	Exchange from Ttl Int lx	137,700.00	10.56	13,039.773	44,862.349
10/15	Exchange from Ttl lx Adm	50,600.00	10.56	4,791.667	49,654.016
10/26	Fee remitted to your adviser	-5,424.62	10.56	-513.695	49,140.321
10/30	Income dividend	1,575.30	10.60	148.613	49,288.934
11/30	Income dividend	1,584.36	10.66	148.627	49,437.561
12/31	Income dividend	1,622.08	10.59	153.171	49,590.732
	Balance on 12/31/2009		\$ 10.59		49,590.732
Income dividends		\$ 19,286.50			
Purchases year-to-date		\$ 188,300.00			
Redemptions year-to-date		154,884.62			
			Total cost basis on 12/31/2009		\$ 526,757.06
			Average cost per share		10.62

000000623848818


1

10 - 21

014912

510 406H M5 1 X





Vanguard

December 31, 2009, year-to-date

Page 5 of 21

**Vanguard High-Yield Corporate Fund
Admiral Shares**

The Albert Haller Foundation

(800) 567-5163 - Marcus J. Lerman
ext. 28499 Investment Manager
(800) 567-5163 - Jonathan A. Crawford
ext. 27976 Investment Associate
Fund number: 529
Account number: 9977698986

		ACCOUNT VALUE		On 12/31/2008	On 12/31/2009
				\$ 359,603.61	\$ 449,744.48
Trade date	Transaction	Dollar amount	Share price	Shares transacted	Total shares owned
	Balance on 12/31/2008		\$ 4.27		84,216.301
1/30	Income dividend	\$ 2,873.74	4.48	641.460	84,857.761
2/27	Income dividend	2,615.38	4.32	605.412	85,463.173
3/31	Income dividend	2,974.59	4.37	680.684	86,143.857
4/30	Income dividend	2,814.92	4.68	601.479	86,745.336
5/29	Income dividend	2,969.69	4.85	612.307	87,357.643
6/30	Income dividend	2,868.14	4.90	585.335	87,942.978
7/31	Income dividend	3,029.51	5.15	588.254	88,531.232
8/31	Income dividend	3,138.39	5.13	611.772	89,143.004
9/30	Income dividend	3,068.11	5.31	577.798	89,720.802
10/15	Exchange to ST B lx Ad	-49,000.00	5.34	-9,176.030	80,544.772
10/30	Income dividend	3,024.02	5.36	564.183	81,108.955
11/30	Income dividend	2,877.16	5.36	536.784	81,645.739
12/31	Income dividend	3,142.29	5.47	574.459	82,220.198
	Balance on 12/31/2009		\$ 5.47		82,220.198
Income dividends		\$ 35,395.94			
Redemptions year-to-date		\$ 49,000.00			
				Total cost basis on 12/31/2009	\$ 497,970.38
				Average cost per share	6.06

000000623848818

1


5 - 21

014907

510 406H M5

1 X





Vanguard

December 31, 2009 Year-to-date

Page 8 of 21

Vanguard Long-Term Bond Index Fund

The Albert Haller Foundation

(800) 567-5163 - Marcus J. Lerman
ext. 28499 Investment Manager
(800) 567-5163 - Jonathan A. Crawford
ext. 27976 Investment Associate
Fund number. 522
Account number: 9977698986

		ACCOUNT VALUE		On 12/31/2008	On 12/31/2009
				\$ 427,912.86	\$ 421,173.29
Trade date	Transaction	Dollar amount	Share price	Shares transacted	Total shares owned
	Balance on 12/31/2008		\$ 11.99		35,689.146
1/30	Income dividend	\$ 1,844.49	11.18	164.981	35,854.127
2/27	Income dividend	1,687.44	10.94	154.245	36,008.372
3/31	Income dividend	1,892.30	11.09	170.631	36,179.003
4/30	Income dividend	1,815.45	10.90	166.555	36,345.558
5/29	Income dividend	1,890.18	10.99	171.991	36,517.549
6/30	Income dividend	1,830.98	11.25	162.754	36,680.303
7/31	Income dividend	1,895.79	11.61	163.289	36,843.592
8/31	Income dividend	1,891.03	11.80	160.257	37,003.849
9/30	Income dividend	1,841.10	12.06	152.662	37,156.511
10/15	Exchange to ST B lx Ad	-14,000.00	11.77	-1,189.465	35,967.046
10/30	Income dividend	1,865.80	11.90	156.790	36,123.836
11/30	Income dividend	1,787.96	12.03	148.625	36,272.461
12/31	Income dividend	1,863.65	11.56	161.215	36,433.676
	Balance on 12/31/2009		\$ 11.56		36,433.676
Income dividends		\$ 22,106.17			
Redemptions year-to-date		\$ 14,000.00			
				Total cost basis on 12/31/2009	\$ 433,066.48
				Average cost per share	11.89

000000623848818


1

8 - 21

014910

510 406H M5 1 X



**Vanguard**

December 31, 2009 Year-to-date

Page 9 of 21


**Vanguard Short-Term Bond Index Fund
Admiral Shares**

The Albert Haller Foundation

(800) 567-5163 - Marcus J. Lerman
ext. 28499 Investment Manager
(800) 567-5163 - Jonathan A. Crawford
ext. 27976 Investment Associate
Fund number: 5132
Account number: 9977698986

		ACCOUNT VALUE		On 12/31/2008	On 12/31/2009
				\$ 419,099.73	\$ 477,907.35
Trade date	Transaction	Dollar amount	Share price	Shares transacted	Total shares owned
	Balance on 12/31/2008		\$ 10.28		40,768.456
1/30	Income dividend	\$ 1,199.48	10.27	116.795	40,885.251
2/27	Income dividend	1,086.58	10.21	106.423	40,991.674
3/31	Income dividend	1,148.64	10.25	112.062	41,103.736
4/30	Income dividend	1,088.23	10.28	105.859	41,209.595
5/29	Income dividend	1,085.27	10.33	105.060	41,314.655
6/30	Income dividend	1,021.36	10.32	98.969	41,413.624
7/31	Income dividend	1,048.40	10.37	101.099	41,514.723
8/31	Income dividend	1,027.44	10.42	98.603	41,613.326
9/30	Income dividend	969.28	10.46	92.665	41,705.991
10/13	Exchange to Prime MM	-135,000.00	10.47	-12,893.983	28,812.008
10/15	Exchange from Str Equity	10,100.00	10.45	966.507	29,778.515
10/15	Exchange from LT Bnd Idx	14,000.00	10.45	1,339.713	31,118.228
10/15	Exchange from US Gro Adm	35,000.00	10.45	3,349.282	34,467.510
10/15	Exchange from HiYd Cp Ad	49,000.00	10.45	4,688.995	39,156.505
10/15	Exchange from IT IG Adm	8,300.00	10.45	794.258	39,950.763
10/15	Exchange from Wdsr II Ad	16,300.00	10.45	1,559.809	41,510.572
10/15	Exchange from Ttl lx Adm	18,900.00	10.45	1,808.612	43,319.184
10/15	Exchange from Explore Ad	23,500.00	10.45	2,248.804	45,567.988
10/30	Income dividend	1,012.68	10.48	96.630	45,664.618
11/30	Income dividend	1,014.15	10.56	96.037	45,760.655
12/23	LT cap gain .001	45.76	10.46	4.375	45,765.030
12/31	Income dividend	1,035.74	10.42	99.399	45,864.429
	Balance on 12/31/2009		\$ 10.42		45,864.429
Income dividends		\$ 12,737.25	Total cost basis on 12/31/2009		
Long-term gains		45.76	\$ 467,081.56		
Total income year-to-date		\$ 12,783.01	Average cost per share		
Purchases year-to-date		\$ 175,100.00	10.18		
Redemptions year-to-date		135,000.00			





Vanguard

December 31, 2009 Year-to-date

Page 6 of 21

**Vanguard Intermediate-Term Bond
Index Fund Admiral Shares**

The Albert Haller Foundation

(800) 567-5163 - Marcus J. Lerman
ext. 28499 Investment Manager
(800) 567-5163 - Jonathan A. Crawford
ext. 27976 Investment Associate
Fund number: 5314
Account number: 9977698986

		ACCOUNT VALUE		On 12/31/2008	On 12/31/2009
				\$ 363,517.14	\$ 389,885.42
Trade date	Transaction	Dollar amount	Share price	Shares transacted	Total shares owned
	Balance on 12/31/2008		\$ 10.50		34,620.680
1/30	Income dividend	\$ 1,445.41	10.32	140.059	34,760.739
2/27	Income dividend	1,305.29	10.16	128.473	34,889.212
3/31	Income dividend	1,458.79	10.30	141.630	35,030.842
4/30	Income dividend	1,397.61	10.28	135.954	35,166.796
5/29	Income dividend	1,439.46	10.33	139.348	35,306.144
6/30	Income dividend	1,416.41	10.40	136.193	35,442.337
7/31	Income dividend	1,455.81	10.62	137.082	35,579.419
8/31	Income dividend	1,460.84	10.72	136.272	35,715.691
9/30	Income dividend	1,411.97	10.84	130.256	35,845.947
10/15	Exchange from IT IG Adm	1,300.00	10.78	120.594	35,966.541
10/30	Income dividend	1,471.82	10.86	135.527	36,102.068
11/30	Income dividend	1,427.05	11.04	129.262	36,231.330
12/31	Income dividend	1,485.57	10.72	138.579	36,369.909
	Balance on 12/31/2009		\$ 10.72		36,369.909
Income dividends		\$ 17,176.03			
Purchases year-to-date		\$ 1,300.00			
				Total cost basis on 12/31/2009	\$ 382,055.90
				Average cost per share	10.50



"As Is" condition, as of December 31, 2006, is:

271.86 Contiguous Acres Located in Sections 1 and 12, Twn. 29 N., Range 4 WWM

\$1,257,000

(One Million Two Hundred Fifty Seven Thousand Dollars)

***.45 Acres Located in Section 2, Twn. 29 N., Range 4 WWM (CP #042902-210000)**

\$2,500

(Two Thousand Five Hundred Dollars)

* This is a 14' x 1,354' strip of land considered an un-economic remnant.

Estimated value of the "mineral estate" for the ore reserves over the remaining four and one half years of the lease with Delhur Industries.

\$228,800

(Two Hundred Twenty Eight Thousand Eight Hundred Dollars)

Key Assumptions Include:

1) That the Delhur lease will term of mining area including the plan

0 - 00 :: DNR will complete reclamation

2) That the average annual income continue at a similar rate for the is near market price.

Land
Basis

0 - 00 :: ds) from mining operations will hat the price being paid per ton

382,235.96

382,235.96

3) That no ingress, egress or utility Antler Ridge Road in the foreseeable

Fm'

ect is able to be obtained over

1,257,000.00

4) That the piles of logging debris in the near future.

2,500.00

' and the logged areas replanted

228,800.00

5) That the 271.86 contiguous acres

1,488,300.00


' only as five homesites.

I hereby certify that I have no

0 - 00 :: personal interest in the subject

properties and that no compensation is contingent on the amount of value certified. The attached Limiting Conditions and Qualifications of the Appraiser are a part of this appraisal.

Respectfully Submitted,



Russ Mellon

Washington State General Real Estate Appraiser

Certificate #1100248

Expiration Date 2/15/2008

Effective date of report: December 31, 2006

Date inspected: Ground - April 20 and October 31, 2007; Aerial - August 14, 2006

Date Written: May 3-4, 2007; October 29 - November 5, 2007

Form 990PF Part II Line 11 Column b+c

AVERAGE COST SUMMARY

Single Category Method

Vanguard®

P O BOX 2600 • VALLEY FORGE, PA 19482-2600

2009 Tax Year

PAGE 1 OF 3

THE ALBERT HALLER FOUNDATION
PO BOX 2739
SEQUIM WA 98382-2739

1-800-567-5163 J CRAWFORD
www.vanguard.com Website

This Summary is not a tax document and information is not reported to the IRS. Vanguard provides cost basis information using the Average Cost Single Category method. You may want to consult a tax advisor to determine if this method is appropriate for you. Once you select the Average Cost Single Category method, you are not permitted to change without IRS approval. See IRS Publication 564, Mutual Fund Distributions, and IRS Publication 550, Investment Income and Expenses, for more information.

DUPLICATE COPY

TOTAL INTL STOCK INDEX

Fund/Account number: 0113/09977698986

Holding period	Date sold	Shares redeemed	Redemption proceeds	Average cost basis	Total gain or (loss)	Disallowed loss amount	Total gain or (loss) (Allowable loss)
Short-term	10/15	.000	\$0.00	\$0.00	\$0.00	\$0.00	\$0.00
Long-term	10/15	9,229.223	137,700.00	116,330.66	21,369.34	0.00	21,369.34

STRATEGIC EQUITY FUND

Fund/Account number: 0114/09977698986

Holding period	Date sold	Shares redeemed	Redemption proceeds	Average cost basis	Total gain or (loss)	Disallowed loss amount	Total gain or (loss) (Allowable loss)
Short-term	10/15	.000	\$0.00	\$0.00	\$0.00	\$0.00	\$0.00
Long-term	10/15	673.333	10,100.00	13,388.01	(3,288.01)	0.00	(3,288.01)

LONG-TERM BOND INDEX

Fund/Account number: 0522/09977698986

Holding period	Date sold	Shares redeemed	Redemption proceeds	Average cost basis	Total gain or (loss)	Disallowed loss amount	Total gain or (loss) (Allowable loss)
Short-term	10/15	.000	\$0.00	\$0.00	\$0.00	\$0.00	\$0.00
Long-term	10/15	1,189.465	14,000.00	14,138.22	(138.22)	35.96	(102.26)

U.S. GROWTH FUND ADMIRAL

Fund/Account number: 0523/09977698986

Holding period	Date sold	Shares redeemed	Redemption proceeds	Average cost basis	Total gain or (loss)	Disallowed loss amount	Total gain or (loss) (Allowable loss)
Short-term	10/15	.000	\$0.00	\$0.00	\$0.00	\$0.00	\$0.00
Long-term	10/15	830.565	35,000.00	34,693.03	306.97	0.00	306.97

HIGH-YIELD CORP FUND ADM

Fund/Account number: 0529/09977698986

Holding period	Date sold	Shares redeemed	Redemption proceeds	Average cost basis	Total gain or (loss)	Disallowed loss amount	Total gain or (loss) (Allowable loss)
Short-term	10/15	.000	\$0.00	\$0.00	\$0.00	\$0.00	\$0.00
Long-term	10/15	9,176.030	49,000.00	55,606.74	(6,606.74)	822.22	(5,784.52)

SHORT-TERM INVEST-GR ADM

Fund/Account number: 0539/09977698986

Holding period	Date sold	Shares redeemed	Redemption proceeds	Average cost basis	Total gain or (loss)	Disallowed loss amount	Total gain or (loss) (Allowable loss)
Short-term	01/26	.000	\$0.00	\$0.00	\$0.00	\$0.00	\$0.00
Long-term	01/26	491.540	4,822.01	5,227.09	(405.08)	307.73	(97.35)

For your convenience, you may also access average cost information on-line for both realized and unrealized gains and losses for your eligible Vanguard non-retirement accounts at www.vanguard.com.

Form 990PF Part IV Line 1

1150

135

5-7

00171218



AVERAGE COST SUMMARY

Single Category Method

Vanguard®

P O BOX 2600 • VALLEY FORGE, PA 19482-2600

2009 Tax Year

PAGE 2 OF 3

THE ALBERT HALLER FOUNDATION
PO BOX 2739
SEQUIM WA 98382-2739

1-800-567-5163 J CRAWFORD
www.vanguard.com Website

SHORT-TERM INVEST-GR ADM

Fund/Account number: 0539/09977698986

Holding period	Date sold	Shares redeemed	Redemption proceeds	Average cost basis	Total gain or (loss)	Disallowed loss amount	Total gain or loss (Allowable loss)
Short-term	04/27	.000	\$0.00	\$0.00	\$0.00	\$0.00	\$0.00
Long-term	04/27	467.997	4,628.49	4,975.18	(346.69)	247.85	(98.84)
Short-term	07/27	.000	\$0.00	\$0.00	\$0.00	\$0.00	\$0.00
Long-term	07/27	485.887	5,009.50	5,165.32	(155.82)	98.79	(57.03)
Short-term	10/13	.000	\$0.00	\$0.00	\$0.00	\$0.00	\$0.00
Long-term	10/13	12,771.996	135,000.00	135,782.92	(782.92)	782.92	0.00
Short-term	10/26	.000	\$0.00	\$0.00	\$0.00	\$0.00	\$0.00
Long-term	10/26	513.695	5,424.62	5,456.16	(31.54)	31.54	0.00

Account Summary

Short-term	various	.000	\$0.00	\$0.00	\$0.00	\$0.00	\$0.00
Long-term	various	14,731.115	154,884.62	156,606.67	(1,722.05)	1,468.83	(253.22)

INTER-TERM INVEST-GR ADM

Fund/Account number: 0571/09977698986

Holding period	Date sold	Shares redeemed	Redemption proceeds	Average cost basis	Total gain or (loss)	Disallowed loss amount	Total gain or loss (Allowable loss)
Short-term	10/15	.000	\$0.00	\$0.00	\$0.00	\$0.00	\$0.00
Long-term	10/15	866.388	8,300.00	8,501.52	(201.52)	131.32	(70.20)
Short-term	10/15	.000	\$0.00	\$0.00	\$0.00	\$0.00	\$0.00
Long-term	10/15	135.699	1,300.00	1,331.56	(31.56)	0.00	(31.56)

Account Summary

Short-term	various	.000	\$0.00	\$0.00	\$0.00	\$0.00	\$0.00
Long-term	various	1,002.087	9,600.00	9,833.08	(233.08)	131.32	(101.76)

WINDSOR II FUND ADM

Fund/Account number: 0573/09977698986

Holding period	Date sold	Shares redeemed	Redemption proceeds	Average cost basis	Total gain or (loss)	Disallowed loss amount	Total gain or loss (Allowable loss)
Short-term	10/15	.000	\$0.00	\$0.00	\$0.00	\$0.00	\$0.00
Long-term	10/15	394.196	16,300.00	20,979.66	(4,679.66)	0.00	(4,679.66)

TOTAL STOCK MKT IDX ADM

Fund/Account number: 0585/09977698986

Holding period	Date sold	Shares redeemed	Redemption proceeds	Average cost basis	Total gain or (loss)	Disallowed loss amount	Total gain or loss (Allowable loss)
Short-term	10/15	.000	\$0.00	\$0.00	\$0.00	\$0.00	\$0.00
Long-term	10/15	1,869.228	50,600.00	52,686.25	(2,086.25)	343.07	(1,743.18)
Short-term	10/15	.000	\$0.00	\$0.00	\$0.00	\$0.00	\$0.00
Long-term	10/15	698.190	18,900.00	19,679.25	(779.25)	0.00	(779.25)

Account Summary

Short-term	various	.000	\$0.00	\$0.00	\$0.00	\$0.00	\$0.00
Long-term	various	2,567.418	69,500.00	72,365.50	(2,865.50)	343.07	(2,522.43)

For your convenience, you may also access average cost information on-line for both realized and unrealized gains and losses for your eligible Vanguard non-retirement accounts at www.vanguard.com.

Form 990-PF = Part IV Line 1

1150

135

6-7

00171219



AVERAGE COST SUMMARY

Single Category Method

Vanguard®

P O BOX 2600 • VALLEY FORGE, PA 19482-2600

2009 Tax Year

PAGE 3 OF 3

THE ALBERT HALLER FOUNDATION
PO BOX 2739
SEQUIM WA 98382-2739

1-800-567-5163 J CRAWFORD
www.vanguard.com Website

EXPLORER FUND ADMIRALFund/Account number: **5024/09977698986**

Holding period	Date sold	Shares redeemed	Redemption proceeds	Average cost basis	Total gain or (loss)	Disallowed loss amount	Total gain or loss (Allowable loss)
Short-term	10/15	.000	\$0.00	\$0.00	\$0.00	\$0.00	\$0.00
Long-term	10/15	445.076	23,500.00	28,752.35	(5,252.35)	0.00	(5,252.35)

SHORT-TERM BOND INDEX ADMFund/Account number: **5132/09977698986**

Holding period	Date sold	Shares redeemed	Redemption proceeds	Average cost basis	Total gain or (loss)	Disallowed loss amount	Total gain or loss (Allowable loss)
Short-term	10/13	.000	\$0.00	\$0.00	\$0.00	\$0.00	\$0.00
Long-term	10/13	12,893.983	135,000.00	129,275.07	5,724.93	0.00	5,724.93

For your convenience, you may also access average cost information on-line for both realized and unrealized gains and losses for your eligible Vanguard non-retirement accounts at www.vanguard.com.

Form 990PF, Part IV Line 1

1150

135

7-7

00171220




 THE ALBERT HALLER FOUNDATION
 PO BOX 2739
 SEQUIM WA 98382-2739



FOREIGN TAX PAID

Fund Name	Recipient Fund Account number	1 FOREIGN TAX \$ (Form 1099-DIV Box 6)	2 FOREIGN INCOME \$	3 QDI ELIGIBLE FOREIGN INCOME \$	4 FOREIGN INCOME \$ AFTER QDI ADJUSTMENT
TOTAL INTL STOCK INDEX	113-09977698986	1,293.04	21,253.53	15,139.53	12,602.37

BOX 1 REPRESENTS YOUR TOTAL PORTION OF FOREIGN TAX PAID BY THE FUND. THIS AMOUNT WILL MATCH THE AMOUNT REPORTED ON FORM 1099-DIV, BOX 6, FOREIGN TAX PAID.

BOX 2 REPRESENTS THE PORTION OF THE TOTAL FOREIGN INCOME EARNED BY THE FUND. THE AMOUNT IN COLUMN 2 WILL NOT MATCH FORM 1099-DIV, BOX 1A, TOTAL ORDINARY DIVIDENDS, OR BOX 1B, QUALIFIED DIVIDENDS. IN ADDITION TO FOREIGN INCOME, THE AMOUNT REPORTED IN BOX 1A INCLUDES YOUR PORTION OF FOREIGN TAX PAID AND DOMESTIC (US) INCOME AND NET SHORT-TERM CAPITAL GAIN, IF ANY, EARNED BY THE FUND. THE AMOUNT REPORTED IN BOX 1B REPRESENTS THE TOTAL ORDINARY DIVIDENDS REPORTED IN BOX 1A THAT ARE ELIGIBLE TO BE TREATED AS QUALIFIED DIVIDEND INCOME (QDI), INCLUDING DIVIDENDS PAID BY QUALIFIED FOREIGN CORPORATIONS.

BOX 3 REPRESENTS THE PORTION OF THE TOTAL QDI-ELIGIBLE FOREIGN INCOME EARNED BY THE FUND. THE AMOUNT IN COLUMN 3 WILL NOT MATCH FORM 1099-DIV, BOX 1B, QUALIFIED DIVIDENDS. IN ADDITION TO QDI-ELIGIBLE FOREIGN INCOME, THE AMOUNT REPORTED IN BOX 1B INCLUDES YOUR PORTION OF FOREIGN TAX PAID ON QDI-ELIGIBLE FOREIGN INCOME, AND DOMESTIC (US) QDI-ELIGIBLE INCOME.

BOX 4 REPRESENTS THE PORTION OF THE TOTAL FOREIGN INCOME EARNED BY THE FUND, WITH THE QDI-ELIGIBLE FOREIGN INCOME ADJUSTED AS REQUIRED TO COMPLETE FORM 1116 - FOREIGN TAX CREDIT.

See Instructions on Reverse

1-1

Form 990PF Part VI Line 6d

00428106

