



See a Social Security Number? Say Something!  
Report Privacy Problems to <https://public.resource.org/privacy>  
Or call the IRS Identity Theft Hotline at 1-800-908-4490



**Return of Private Foundation**  
 or Section 4947(a)(1) Nonexempt Charitable Trust  
 Treated as a Private Foundation

**2009**

Department of the Treasury  
 Internal Revenue Service

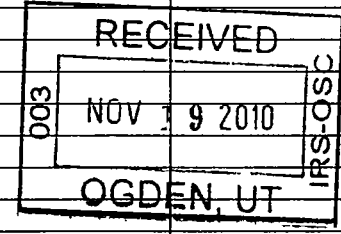
Note. The foundation may be able to use a copy of this return to satisfy state reporting requirements.

For calendar year 2009, or tax year beginning , and ending

G Check all that apply:  Initial return  Initial return of a former public charity  Final return  
 Amended return  Address change  Name change

Use the IRS label. Otherwise, print or type. See Specific Instructions	Name of foundation <b>THE FAURE FOUNDATION</b>		A Employer identification number <b>86-0721855</b>
	Number and street (or P O box number if mail is not delivered to street address) <b>P.O. BOX 45180</b>	Room/suite	B Telephone number <b>(480) 838-3277</b>
	City or town, state, and ZIP code <b>PHOENIX, AZ 85064</b>		C If exemption application is pending, check here <input type="checkbox"/> D 1. Foreign organizations, check here <input type="checkbox"/> 2. Foreign organizations meeting the 85% test, check here and attach computation <input type="checkbox"/> E If private foundation status was terminated under section 507(b)(1)(A), check here <input type="checkbox"/> F If the foundation is in a 60-month termination under section 507(b)(1)(B), check here <input type="checkbox"/>
H Check type of organization: <input checked="" type="checkbox"/> Section 501(c)(3) exempt private foundation <input type="checkbox"/> Section 4947(a)(1) nonexempt charitable trust <input type="checkbox"/> Other taxable private foundation		J Accounting method: <input checked="" type="checkbox"/> Cash <input type="checkbox"/> Accrual <input type="checkbox"/> Other (specify) _____	
I Fair market value of all assets at end of year (from Part II, col. (c), line 16) \$ <b>1,189,165.</b> (Part I, column (d) must be on cash basis)			

Part I Analysis of Revenue and Expenses (The total of amounts in columns (b), (c), and (d) may not necessarily equal the amounts in column (a))		(a) Revenue and expenses per books	(b) Net investment income	(c) Adjusted net income	(d) Disbursements for charitable purposes (cash basis only)
1	Contributions, gifts, grants, etc., received				
2	Check <input checked="" type="checkbox"/> if the foundation is not required to attach Sch B				
3	Interest on savings and temporary cash investments	11,937.	11,937.		STATEMENT 1
4	Dividends and interest from securities	172.	172.		STATEMENT 2
5a	Gross rents				
b	Net rental income or (loss)				
6a	Net gain or (loss) from sale of assets not on line 10	<80,586.>			
b	Gross sales price for all assets on line 6a	459,660.			
7	Capital gain net income (from Part IV, line 2)		0.		
8	Net short-term capital gain				
9	Income modifications				
10a	Gross sales less returns and allowances				
b	Less Cost of goods sold				
c	Gross profit or (loss)				
11	Other income				
12	Total. Add lines 1 through 11	<68,477.>	12,109.	0.	
13	Compensation of officers, directors, trustees, etc	0.	0.	0.	0.
14	Other employee salaries and wages				
15	Pension plans, employee benefits				
16a	Legal fees				
b	Accounting fees				
c	Other professional fees				
17	Interest				
18	Taxes				
19	Depreciation and depletion				
20	Occupancy				
21	Travel, conferences, and meetings				
22	Printing and publications				
23	Other expenses <b>STMT 3</b>	24,372.	24,372.	0.	0.
24	Total operating and administrative expenses. Add lines 13 through 23	24,372.	24,372.	0.	0.
25	Contributions, gifts, grants paid	58,504.			58,504.
26	Total expenses and disbursements. Add lines 24 and 25	82,876.	24,372.	0.	58,504.
27	Subtract line 26 from line 12:				
a	Excess of revenue over expenses and disbursements	<151,353.>			
b	Net investment income (if negative, enter -0-)		0.		
c	Adjusted net income (if negative, enter -0-)			0.	



SCANNED NOV 24 2010

P 23

<b>Part II Balance Sheets</b> <small>Attached schedules and amounts in the description column should be for end-of-year amounts only</small>		Beginning of year	End of year	
		(a) Book Value	(b) Book Value	(c) Fair Market Value
<b>Assets</b>	1 Cash - non-interest-bearing	23,823.	8,687.	8,687.
	2 Savings and temporary cash investments			
	3 Accounts receivable ▶			
	Less: allowance for doubtful accounts ▶			
	4 Pledges receivable ▶			
	Less: allowance for doubtful accounts ▶			
	5 Grants receivable			
	6 Receivables due from officers, directors, trustees, and other disqualified persons			
	7 Other notes and loans receivable ▶			
	Less: allowance for doubtful accounts ▶			
	8 Inventories for sale or use			
	9 Prepaid expenses and deferred charges			
	10a Investments - U.S. and state government obligations <b>STMT 4</b>	115,115.	109,682.	109,682.
	b Investments - corporate stock <b>STMT 5</b>	1,020,014.	825,316.	951,078.
	c Investments - corporate bonds <b>STMT 6</b>	95,986.	118,818.	118,818.
11 Investments - land, buildings, and equipment, basis ▶				
Less: accumulated depreciation ▶				
12 Investments - mortgage loans				
13 Investments - other				
14 Land, buildings, and equipment, basis ▶				
Less: accumulated depreciation ▶				
15 Other assets (describe ▶ <b>OTHER</b> )	964.	900.	900.	
<b>16 Total assets (to be completed by all filers)</b>	<b>1,255,902.</b>	<b>1,063,403.</b>	<b>1,189,165.</b>	
<b>Liabilities</b>	17 Accounts payable and accrued expenses			
	18 Grants payable			
	19 Deferred revenue			
	20 Loans from officers, directors, trustees, and other disqualified persons			
	21 Mortgages and other notes payable			
	22 Other liabilities (describe ▶)			
<b>23 Total liabilities (add lines 17 through 22)</b>	<b>0.</b>	<b>0.</b>		
<b>Net Assets or Fund Balances</b>	<b>Foundations that follow SFAS 117, check here</b> ▶ <input checked="" type="checkbox"/> <b>and complete lines 24 through 26 and lines 30 and 31.</b>			
	24 Unrestricted	1,255,902.	1,063,403.	
	25 Temporarily restricted			
	26 Permanently restricted			
	<b>Foundations that do not follow SFAS 117, check here</b> ▶ <input type="checkbox"/> <b>and complete lines 27 through 31.</b>			
	27 Capital stock, trust principal, or current funds			
	28 Paid-in or capital surplus, or land, bldg., and equipment fund			
	29 Retained earnings, accumulated income, endowment, or other funds			
<b>30 Total net assets or fund balances</b>	<b>1,255,902.</b>	<b>1,063,403.</b>		
<b>31 Total liabilities and net assets/fund balances</b>	<b>1,255,902.</b>	<b>1,063,403.</b>		

**Part III Analysis of Changes in Net Assets or Fund Balances**

1 Total net assets or fund balances at beginning of year - Part II, column (a), line 30 (must agree with end-of-year figure reported on prior year's return)	1	1,255,902.
2 Enter amount from Part I, line 27a	2	<151,353.>
3 Other increases not included in line 2 (itemize) ▶	3	0.
4 Add lines 1, 2, and 3	4	1,104,549.
5 Decreases not included in line 2 (itemize) ▶ <b>ADJUSTMENT TO FUND BALANCE</b>	5	41,146.
<b>6 Total net assets or fund balances at end of year (line 4 minus line 5) - Part II, column (b), line 30</b>	<b>6</b>	<b>1,063,403.</b>

**Part IV Capital Gains and Losses for Tax on Investment Income**

(a) List and describe the kind(s) of property sold (e.g., real estate, 2-story brick warehouse; or common stock, 200 shs. MLC Co.)		(b) How acquired P - Purchase D - Donation	(c) Date acquired (mo., day, yr.)	(d) Date sold (mo., day, yr.)
1a				
b <b>SEE ATTACHED STATEMENT</b>				
c				
d				
e				
(e) Gross sales price	(f) Depreciation allowed (or allowable)	(g) Cost or other basis plus expense of sale	(h) Gain or (loss) (e) plus (f) minus (g)	
a				
b				
c				
d				
e	459,660.	540,246.	<80,586.>	
Complete only for assets showing gain in column (h) and owned by the foundation on 12/31/69				(l) Gains (Col. (h) gain minus col. (k), but not less than -0-) or Losses (from col. (h))
(i) F.M.V. as of 12/31/69	(j) Adjusted basis as of 12/31/69	(k) Excess of col. (i) over col. (j), if any		
a				
b				
c				
d				
e			<80,586.>	
2 Capital gain net income or (net capital loss)		{ If gain, also enter in Part I, line 7 If (loss), enter -0- in Part I, line 7	2	<80,586.>
3 Net short-term capital gain or (loss) as defined in sections 1222(5) and (6): If gain, also enter in Part I, line 8, column (c). If (loss), enter -0- in Part I, line 8			3	N/A

**Part V Qualification Under Section 4940(e) for Reduced Tax on Net Investment Income**

(For optional use by domestic private foundations subject to the section 4940(a) tax on net investment income.)

If section 4940(d)(2) applies, leave this part blank.

Was the foundation liable for the section 4942 tax on the distributable amount of any year in the base period?

Yes  No

If "Yes," the foundation does not qualify under section 4940(e). Do not complete this part.

1 Enter the appropriate amount in each column for each year; see instructions before making any entries.

(a) Base period years Calendar year (or tax year beginning in)	(b) Adjusted qualifying distributions	(c) Net value of noncharitable-use assets	(d) Distribution ratio (col. (b) divided by col. (c))
2008	16,544.	1,170,081.	.014139
2007	93,286.	1,411,116.	.066108
2006	89,617.	1,354,280.	.066173
2005	63,933.	1,336,105.	.047850
2004	61,781.	1,326,859.	.046562

2 Total of line 1, column (d)	2	.240832
3 Average distribution ratio for the 5-year base period - divide the total on line 2 by 5, or by the number of years the foundation has been in existence if less than 5 years	3	.048166
4 Enter the net value of noncharitable-use assets for 2009 from Part X, line 5	4	976,497.
5 Multiply line 4 by line 3	5	47,034.
6 Enter 1% of net investment income (1% of Part I, line 27b)	6	0.
7 Add lines 5 and 6	7	47,034.
8 Enter qualifying distributions from Part XII, line 4 If line 8 is equal to or greater than line 7, check the box in Part VI, line 1b, and complete that part using a 1% tax rate. See the Part VI instructions.	8	58,504.

**Part VI Excise Tax Based on Investment Income (Section 4940(a), 4940(b), 4940(e), or 4948 - see instructions)**

1a	Exempt operating foundations described in section 4940(d)(2), check here <input type="checkbox"/> and enter "N/A" on line 1. Date of ruling or determination letter: _____ (attach copy of letter if necessary-see instructions)		
b	Domestic foundations that meet the section 4940(e) requirements in Part V, check here <input checked="" type="checkbox"/> and enter 1% of Part I, line 27b	1	0.
c	All other domestic foundations enter 2% of line 27b. Exempt foreign organizations enter 4% of Part I, line 12, col. (b)		
2	Tax under section 511 (domestic section 4947(a)(1) trusts and taxable foundations only. Others enter -0-)	2	0.
3	Add lines 1 and 2	3	0.
4	Subtitle A (income) tax (domestic section 4947(a)(1) trusts and taxable foundations only. Others enter -0-)	4	0.
5	Tax based on investment income. Subtract line 4 from line 3. If zero or less, enter -0-	5	0.
6	Credits/Payments:		
a	2009 estimated tax payments and 2008 overpayment credited to 2009	6a	900.
b	Exempt foreign organizations - tax withheld at source	6b	
c	Tax paid with application for extension of time to file (Form 8868)	6c	
d	Backup withholding erroneously withheld	6d	
7	Total credits and payments. Add lines 6a through 6d	7	900.
8	Enter any penalty for underpayment of estimated tax. Check here <input type="checkbox"/> if Form 2220 is attached	8	
9	Tax due. If the total of lines 5 and 8 is more than line 7, enter amount owed	9	
10	Overpayment. If line 7 is more than the total of lines 5 and 8, enter the amount overpaid	10	900.
11	Enter the amount of line 10 to be: Credited to 2010 estimated tax <input checked="" type="checkbox"/> 900. Refunded <input checked="" type="checkbox"/>	11	0.

**Part VII-A Statements Regarding Activities**

	Yes	No
1a		X
1b		X
1c		X
2		X
3		X
4a		X
4b		
5		X
6		X
7	X	
8a		
8b	X	
9		X
10		X

N/A

**Part VII-A Statements Regarding Activities** (continued)

11	At any time during the year, did the foundation, directly or indirectly, own a controlled entity within the meaning of section 512(b)(13)? If "Yes," attach schedule (see instructions)	11		X
12	Did the foundation acquire a direct or indirect interest in any applicable insurance contract before August 17, 2008?	12		X
13	Did the foundation comply with the public inspection requirements for its annual returns and exemption application? Website address ▶ <u>N/A</u>	13	X	
14	The books are in care of ▶ <u>THE BOLES GROUP, P.C.</u> Telephone no. ▶ <u>(480) 838-3277</u> Located at ▶ <u>7550 S. WILLOW DR. TEMPE, AZ</u> ZIP+4 ▶ <u>85283</u>			
15	Section 4947(a)(1) nonexempt charitable trusts filing Form 990-PF in lieu of Form 1041 - Check here <input type="checkbox"/> and enter the amount of tax-exempt interest received or accrued during the year ▶ 15 <u>N/A</u>			

**Part VII-B Statements Regarding Activities for Which Form 4720 May Be Required**

File Form 4720 if any item is checked in the "Yes" column, unless an exception applies.

		Yes	No
1a	During the year did the foundation (either directly or indirectly):		
(1)	Engage in the sale or exchange, or leasing of property with a disqualified person? <input type="checkbox"/> Yes <input checked="" type="checkbox"/> No		
(2)	Borrow money from, lend money to, or otherwise extend credit to (or accept it from) a disqualified person? <input type="checkbox"/> Yes <input checked="" type="checkbox"/> No		
(3)	Furnish goods, services, or facilities to (or accept them from) a disqualified person? <input type="checkbox"/> Yes <input checked="" type="checkbox"/> No		
(4)	Pay compensation to, or pay or reimburse the expenses of, a disqualified person? <input type="checkbox"/> Yes <input checked="" type="checkbox"/> No		
(5)	Transfer any income or assets to a disqualified person (or make any of either available for the benefit or use of a disqualified person)? <input type="checkbox"/> Yes <input checked="" type="checkbox"/> No		
(6)	Agree to pay money or property to a government official? (Exception. Check "No" if the foundation agreed to make a grant to or to employ the official for a period after termination of government service, if terminating within 90 days.) <input type="checkbox"/> Yes <input checked="" type="checkbox"/> No		
b	If any answer is "Yes" to 1a(1)-(6), did any of the acts fail to qualify under the exceptions described in Regulations section 53.4941(d)-3 or in a current notice regarding disaster assistance (see page 20 of the instructions)? Organizations relying on a current notice regarding disaster assistance check here <u>N/A</u> ▶ <input type="checkbox"/>	1b	
c	Did the foundation engage in a prior year in any of the acts described in 1a, other than excepted acts, that were not corrected before the first day of the tax year beginning in 2009?	1c	X
2	Taxes on failure to distribute income (section 4942) (does not apply for years the foundation was a private operating foundation defined in section 4942(j)(3) or 4942(j)(5)):		
a	At the end of tax year 2009, did the foundation have any undistributed income (lines 6d and 6e, Part XIII) for tax year(s) beginning before 2009? <input type="checkbox"/> Yes <input checked="" type="checkbox"/> No If "Yes," list the years ▶ _____, _____, _____		
b	Are there any years listed in 2a for which the foundation is not applying the provisions of section 4942(a)(2) (relating to incorrect valuation of assets) to the year's undistributed income? (If applying section 4942(a)(2) to all years listed, answer "No" and attach statement - see instructions.) <u>N/A</u>	2b	
c	If the provisions of section 4942(a)(2) are being applied to any of the years listed in 2a, list the years here. ▶ _____, _____, _____		
3a	Did the foundation hold more than a 2% direct or indirect interest in any business enterprise at any time during the year? <input type="checkbox"/> Yes <input checked="" type="checkbox"/> No		
b	If "Yes," did it have excess business holdings in 2009 as a result of (1) any purchase by the foundation or disqualified persons after May 26, 1969; (2) the lapse of the 5-year period (or longer period approved by the Commissioner under section 4943(c)(7)) to dispose of holdings acquired by gift or bequest; or (3) the lapse of the 10-, 15-, or 20-year first phase holding period? (Use Schedule C, Form 4720, to determine if the foundation had excess business holdings in 2009) <u>N/A</u>	3b	
4a	Did the foundation invest during the year any amount in a manner that would jeopardize its charitable purposes?	4a	X
b	Did the foundation make any investment in a prior year (but after December 31, 1969) that could jeopardize its charitable purpose that had not been removed from jeopardy before the first day of the tax year beginning in 2009?	4b	X

**Part VII-B Statements Regarding Activities for Which Form 4720 May Be Required** (continued)

5a During the year did the foundation pay or incur any amount to:

(1) Carry on propaganda, or otherwise attempt to influence legislation (section 4945(e))?  Yes  No

(2) Influence the outcome of any specific public election (see section 4955); or to carry on, directly or indirectly, any voter registration drive?  Yes  No

(3) Provide a grant to an individual for travel, study, or other similar purposes?  Yes  No

(4) Provide a grant to an organization other than a charitable, etc., organization described in section 509(a)(1), (2), or (3), or section 4940(d)(2)?  Yes  No

(5) Provide for any purpose other than religious, charitable, scientific, literary, or educational purposes, or for the prevention of cruelty to children or animals?  Yes  No

b If any answer is "Yes" to 5a(1)-(5), did any of the transactions fail to qualify under the exceptions described in Regulations section 53.4945 or in a current notice regarding disaster assistance (see instructions)? **N/A**

Organizations relying on a current notice regarding disaster assistance check here

c If the answer is "Yes" to question 5a(4), does the foundation claim exemption from the tax because it maintained expenditure responsibility for the grant? **N/A**  Yes  No

If "Yes," attach the statement required by Regulations section 53.4945-5(d)

6a Did the foundation, during the year, receive any funds, directly or indirectly, to pay premiums on a personal benefit contract?  Yes  No

b Did the foundation, during the year, pay premiums, directly or indirectly, on a personal benefit contract? **6b**  Yes  No **X**

If "Yes" to 6b, file Form 8870

7a At any time during the tax year, was the foundation a party to a prohibited tax shelter transaction?  Yes  No

b If yes, did the foundation receive any proceeds or have any net income attributable to the transaction? **7b**  Yes  No **N/A**

**Part VIII Information About Officers, Directors, Trustees, Foundation Managers, Highly Paid Employees, and Contractors**

**1 List all officers, directors, trustees, foundation managers and their compensation.**

(a) Name and address	(b) Title, and average hours per week devoted to position	(c) Compensation (if not paid, enter -0-)	(d) Contributions to employee benefit plans and deferred compensation	(e) Expense account, other allowances
GREGORY DAIRL 1985 W. COUNTRY LANE YUMA, AZ 85365	PRES. / SECRETARY / DIRECTOR	0.00	0.	0.
RANDOLPH L. BOLES 7550 S. WILLOW DR. TEMPE, AZ 85283	DIRECTOR	0.00	0.	0.

**2 Compensation of five highest-paid employees (other than those included on line 1). If none, enter "NONE."**

(a) Name and address of each employee paid more than \$50,000	(b) Title, and average hours per week devoted to position	(c) Compensation	(d) Contributions to employee benefit plans and deferred compensation	(e) Expense account, other allowances
NONE				

Total number of other employees paid over \$50,000 **0**

**Part VIII** Information About Officers, Directors, Trustees, Foundation Managers, Highly Paid Employees, and Contractors (continued)

**3** Five highest-paid independent contractors for professional services. If none, enter "NONE."

(a) Name and address of each person paid more than \$50,000	(b) Type of service	(c) Compensation
NONE		

Total number of others receiving over \$50,000 for professional services ▶ 0

**Part IX-A** Summary of Direct Charitable Activities

List the foundation's four largest direct charitable activities during the tax year. Include relevant statistical information such as the number of organizations and other beneficiaries served, conferences convened, research papers produced, etc.	Expenses
1 N/A	
2	
3	
4	

**Part IX-B** Summary of Program-Related Investments

Describe the two largest program-related investments made by the foundation during the tax year on lines 1 and 2.	Amount
1 N/A	
2	
All other program-related investments. See instructions.	
3	
<b>Total.</b> Add lines 1 through 3 <span style="float: right;">▶</span>	<b>0.</b>

**Part X** Minimum Investment Return (All domestic foundations must complete this part. Foreign foundations, see instructions.)

<b>1</b>	Fair market value of assets not used (or held for use) directly in carrying out charitable, etc., purposes:		
<b>a</b>	Average monthly fair market value of securities	<b>1a</b>	879,847.
<b>b</b>	Average of monthly cash balances	<b>1b</b>	111,521.
<b>c</b>	Fair market value of all other assets	<b>1c</b>	
<b>d</b>	Total (add lines 1a, b, and c)	<b>1d</b>	991,368.
<b>e</b>	Reduction claimed for blockage or other factors reported on lines 1a and 1c (attach detailed explanation)	<b>1e</b>	0.
<b>2</b>	Acquisition indebtedness applicable to line 1 assets	<b>2</b>	0.
<b>3</b>	Subtract line 2 from line 1d	<b>3</b>	991,368.
<b>4</b>	Cash deemed held for charitable activities. Enter 1 1/2% of line 3 (for greater amount, see instructions)	<b>4</b>	14,871.
<b>5</b>	Net value of noncharitable-use assets. Subtract line 4 from line 3. Enter here and on Part V, line 4	<b>5</b>	976,497.
<b>6</b>	Minimum investment return. Enter 5% of line 5	<b>6</b>	48,825.

**Part XI** Distributable Amount (see instructions) (Section 4942(j)(3) and (j)(5) private operating foundations and certain foreign organizations check here  and do not complete this part.)

<b>1</b>	Minimum investment return from Part X, line 6	<b>1</b>	48,825.
<b>2a</b>	Tax on investment income for 2009 from Part VI, line 5	<b>2a</b>	
<b>b</b>	Income tax for 2009. (This does not include the tax from Part VI.)	<b>2b</b>	
<b>c</b>	Add lines 2a and 2b	<b>2c</b>	0.
<b>3</b>	Distributable amount before adjustments. Subtract line 2c from line 1	<b>3</b>	48,825.
<b>4</b>	Recoveries of amounts treated as qualifying distributions	<b>4</b>	0.
<b>5</b>	Add lines 3 and 4	<b>5</b>	48,825.
<b>6</b>	Deduction from distributable amount (see instructions)	<b>6</b>	0.
<b>7</b>	Distributable amount as adjusted. Subtract line 6 from line 5. Enter here and on Part XIII, line 1	<b>7</b>	48,825.

**Part XII** Qualifying Distributions (see instructions)

<b>1</b>	Amounts paid (including administrative expenses) to accomplish charitable, etc., purposes:		
<b>a</b>	Expenses, contributions, gifts, etc. - total from Part I, column (d), line 26	<b>1a</b>	58,504.
<b>b</b>	Program-related investments - total from Part IX-B	<b>1b</b>	0.
<b>2</b>	Amounts paid to acquire assets used (or held for use) directly in carrying out charitable, etc., purposes	<b>2</b>	
<b>3</b>	Amounts set aside for specific charitable projects that satisfy the:		
<b>a</b>	Suitability test (prior IRS approval required)	<b>3a</b>	
<b>b</b>	Cash distribution test (attach the required schedule)	<b>3b</b>	
<b>4</b>	Qualifying distributions. Add lines 1a through 3b. Enter here and on Part V, line 8, and Part XIII, line 4	<b>4</b>	58,504.
<b>5</b>	Foundations that qualify under section 4940(e) for the reduced rate of tax on net investment income. Enter 1% of Part I, line 27b	<b>5</b>	0.
<b>6</b>	Adjusted qualifying distributions. Subtract line 5 from line 4	<b>6</b>	58,504.

**Note.** The amount on line 6 will be used in Part V, column (b), in subsequent years when calculating whether the foundation qualifies for the section 4940(e) reduction of tax in those years.

**Part XIII** Undistributed Income (see instructions)

	(a) Corpus	(b) Years prior to 2008	(c) 2008	(d) 2009
1 Distributable amount for 2009 from Part XI, line 7				48,825.
2 Undistributed income, if any, as of the end of 2009				
a Enter amount for 2008 only			58,504.	
b Total for prior years:		0.		
3 Excess distributions carryover, if any, to 2009:				
a From 2004				
b From 2005				
c From 2006				
d From 2007				
e From 2008				
f Total of lines 3a through e	0.			
4 Qualifying distributions for 2009 from Part XII, line 4: ▶ \$ 58,504.				
a Applied to 2008, but not more than line 2a			58,504.	
b Applied to undistributed income of prior years (Election required - see instructions)		0.		
c Treated as distributions out of corpus (Election required - see instructions)	0.			
d Applied to 2009 distributable amount				0.
e Remaining amount distributed out of corpus	0.			
5 Excess distributions carryover applied to 2009 (If an amount appears in column (d), the same amount must be shown in column (a))	0.			0.
6 Enter the net total of each column as indicated below:				
a Corpus Add lines 3f, 4c, and 4e Subtract line 5	0.			
b Prior years' undistributed income. Subtract line 4b from line 2b		0.		
c Enter the amount of prior years' undistributed income for which a notice of deficiency has been issued, or on which the section 4942(a) tax has been previously assessed		0.		
d Subtract line 6c from line 6b. Taxable amount - see instructions		0.		
e Undistributed income for 2008. Subtract line 4a from line 2a. Taxable amount - see instr.			0.	
f Undistributed income for 2009. Subtract lines 4d and 5 from line 1. This amount must be distributed in 2010				48,825.
7 Amounts treated as distributions out of corpus to satisfy requirements imposed by section 170(b)(1)(F) or 4942(g)(3)	0.			
8 Excess distributions carryover from 2004 not applied on line 5 or line 7	0.			
9 Excess distributions carryover to 2010. Subtract lines 7 and 8 from line 6a	0.			
10 Analysis of line 9:				
a Excess from 2005				
b Excess from 2006				
c Excess from 2007				
d Excess from 2008				
e Excess from 2009				

**Part XIV Private Operating Foundations** (see instructions and Part VII-A, question 9)

N/A

1 a If the foundation has received a ruling or determination letter that it is a private operating foundation, and the ruling is effective for 2009, enter the date of the ruling

b Check box to indicate whether the foundation is a private operating foundation described in section  4942(j)(3) or  4942(j)(5)

	Tax year	Prior 3 years			(e) Total
	(a) 2009	(b) 2008	(c) 2007	(d) 2006	
2 a Enter the lesser of the adjusted net income from Part I or the minimum investment return from Part X for each year listed					
b 85% of line 2a					
c Qualifying distributions from Part XII, line 4 for each year listed					
d Amounts included in line 2c not used directly for active conduct of exempt activities					
e Qualifying distributions made directly for active conduct of exempt activities. Subtract line 2d from line 2c					
3 Complete 3a, b, or c for the alternative test relied upon:					
a "Assets" alternative test - enter:					
(1) Value of all assets					
(2) Value of assets qualifying under section 4942(j)(3)(B)(i)					
b "Endowment" alternative test - enter 2/3 of minimum investment return shown in Part X, line 6 for each year listed					
c "Support" alternative test - enter:					
(1) Total support other than gross investment income (interest, dividends, rents, payments on securities loans (section 512(a)(5)), or royalties)					
(2) Support from general public and 5 or more exempt organizations as provided in section 4942(j)(3)(B)(iii)					
(3) Largest amount of support from an exempt organization					
(4) Gross investment income					

**Part XV Supplementary Information (Complete this part only if the foundation had \$5,000 or more in assets at any time during the year-see the instructions.)**

**1 Information Regarding Foundation Managers:**

a List any managers of the foundation who have contributed more than 2% of the total contributions received by the foundation before the close of any tax year (but only if they have contributed more than \$5,000). (See section 507(d)(2).)

NONE

b List any managers of the foundation who own 10% or more of the stock of a corporation (or an equally large portion of the ownership of a partnership or other entity) of which the foundation has a 10% or greater interest.

NONE

**2 Information Regarding Contribution, Grant, Gift, Loan, Scholarship, etc., Programs:**

Check here  if the foundation only makes contributions to preselected charitable organizations and does not accept unsolicited requests for funds. If the foundation makes gifts, grants, etc. (see instructions) to individuals or organizations under other conditions, complete items 2a, b, c, and d.

a The name, address, and telephone number of the person to whom applications should be addressed:

b The form in which applications should be submitted and information and materials they should include:

c Any submission deadlines:

d Any restrictions or limitations on awards, such as by geographical areas, charitable fields, kinds of institutions, or other factors:





Part XVII Information Regarding Transfers To and Transactions and Relationships With Noncharitable Exempt Organizations

- 1 Did the organization directly or indirectly engage in any of the following with any other organization described in section 501(c) of the Code... a Transfers from the reporting foundation to a noncharitable exempt organization of: (1) Cash (2) Other assets b Other transactions: (1) Sales of assets to a noncharitable exempt organization (2) Purchases of assets from a noncharitable exempt organization (3) Rental of facilities, equipment, or other assets (4) Reimbursement arrangements (5) Loans or loan guarantees (6) Performance of services or membership or fundraising solicitations c Sharing of facilities, equipment, mailing lists, other assets, or paid employees d If the answer to any of the above is "Yes," complete the following schedule...

Table with 4 columns: (a) Line no, (b) Amount involved, (c) Name of noncharitable exempt organization, (d) Description of transfers, transactions, and sharing arrangements. Content includes 'N/A' in column (c).

2a Is the foundation directly or indirectly affiliated with, or related to, one or more tax-exempt organizations described in section 501(c) of the Code (other than section 501(c)(3)) or in section 527? [ ] Yes [X] No

Table with 3 columns: (a) Name of organization, (b) Type of organization, (c) Description of relationship. Content includes 'N/A' in column (a).

Under penalties of perjury, I declare that I have examined this return, including accompanying schedules and statements, and to the best of my knowledge and belief, it is true, correct, and complete. Declaration of preparer (other than taxpayer or fiduciary) is based on all information of which preparer has any knowledge.

Signature of officer or trustee: Amy R. DeL... Date: 11/13/10. Preparer's signature: [Signature] Date: 11/12/10. Firm's name: THE BOLES GROUP, 7550 S. WILLOW DR., TEMPE, AZ 85283. Phone no.: (480) 838-3277.

THE FAURE FOUNDATION

Part IV Capital Gains and Losses for Tax on Investment Income

(a) List and describe the kind(s) of property sold, e.g., real estate, 2-story brick warehouse; or common stock, 200 shs. MLC Co.	(b) How acquired P - Purchase D - Donation	(c) Date acquired (mo., day, yr.)	(d) Date sold (mo., day, yr.)
1a SEE ATTACHED 416 ST	P	VARIOUS	VARIOUS
b SEE ATTACHED 416 ST	P	VARIOUS	VARIOUS
c SEE ATTACHED 417 ST	P	VARIOUS	VARIOUS
d SEE ATTACHED 417 ST	P	VARIOUS	VARIOUS
e SEE ATTACHED 418 ST	P	VARIOUS	VARIOUS
f SEE ATTACHED 418 ST	P	VARIOUS	VARIOUS
g SEE ATTACHED 419 ST	P	VARIOUS	VARIOUS
h SEE ATTACHED 419 ST	P	VARIOUS	VARIOUS
i SEE ATTACHED 684 ST	P	VARIOUS	VARIOUS
j CAPITAL GAINS DIVIDENDS			
k			
l			
m			
n			
o			

(e) Gross sales price	(f) Depreciation allowed (or allowable)	(g) Cost or other basis plus expense of sale	(h) Gain or (loss) (e) plus (f) minus (g)
a 28,935.		28,815.	120.
b 77,983.		75,231.	2,752.
c 76,425.		110,968.	<34,543.>
d 50,674.		58,327.	<7,653.>
e 101,166.		133,688.	<32,522.>
f 38,299.		41,260.	<2,961.>
g 26,320.		38,750.	<12,430.>
h 8,367.		11,048.	<2,681.>
i 31,328.		42,159.	<10,831.>
j 20,163.			20,163.
k			
l			
m			
n			
o			

Complete only for assets showing gain in column (h) and owned by the foundation on 12/31/69

(i) F.M.V. as of 12/31/69	(j) Adjusted basis as of 12/31/69	(k) Excess of col. (i) over col. (j), if any	(l) Losses (from col. (h)) Gains (excess of col. (h) gain over col. (k), but not less than "-0-")
a			120.
b			2,752.
c			<34,543.>
d			<7,653.>
e			<32,522.>
f			<2,961.>
g			<12,430.>
h			<2,681.>
i			<10,831.>
j			20,163.
k			
l			
m			
n			
o			

2 Capital gain net income or (net capital loss) { If gain, also enter in Part I, line 7 If (loss), enter "-0-" in Part I, line 7 }	2	<80,586.>
3 Net short-term capital gain or (loss) as defined in sections 1222(5) and (6): If gain, also enter in Part I, line 8, column (c). If (loss), enter "-0-" in Part I, line 8 }	3	N/A

THE RAURE FOUNDATION  
PO BOX 45130

Activity

REALIZED GAIN/(LOSS) DETAIL

LONG-TERM (CONTINUED)

Security Description	Date Acquired	Date Sold	Quantity	Sales Proceeds	Orig / Adj Total Cost	Realized Gain/(Loss)	Comments
FNMA 6 5/8 9-15-09	01/25/07	02/17/09	9,000,000	9,302.40	9,076.48	225.92	
	09/25/07	02/17/09	1,000,000	1,033.60	1,012.35	21.25	
GOLDMAN SACHS 4 1/2 6-15-10	08/22/06	12/09/09	3,000,000	3,061.44	2,912.82	148.62	
	09/14/06	12/09/09	1,000,000	1,020.48	972.90	47.58	
IBM CORP 4 3/4 11-29-12	01/29/08	07/08/09	4,000,000	4,313.68	4,100.07	213.61	
J P MORGAN CHASE 5 3/4 1-02-13	01/25/05	05/18/09	2,000,000	2,026.62	2,067.83	(41.21)	
	11/28/06	05/18/09	1,000,000	1,013.31	1,017.65	(4.34)	
	11/08/07	05/18/09	1,000,000	1,013.31	1,015.42	(2.11)	
MERRILL LYNCH CO 4 1/8 1-15-09	02/28/05	01/15/09	2,000,000	2,000.00	1,982.66	17.34	
	10/18/06	01/15/09	2,000,000	2,000.00	1,953.94	46.06	
MORGAN STANLEY 4.000 1-15-10	03/16/07	05/28/09	4,000,000	4,024.00	3,892.28	131.72	
PEPSICO INC 5.000 6-01-18	06/20/08	08/20/09	4,000,000	4,178.96	3,878.32	300.64	
UNITED MEXICAN ST 6 5/8 3-03-15	05/24/07	05/07/09	4,000,000	4,350.00	4,233.96	116.04	
	01/17/08	05/07/09	1,000,000	1,087.50	1,089.99	(2.49)	
US TSY NOTE 3 3/8 9-15-09	09/11/07	02/25/09	4,000,000	4,061.24	3,960.62	100.62	
	01/29/08	02/25/09	1,000,000	1,015.31	1,005.91	9.40	
US TSY NOTE 4 7/8 8-15-16	01/17/08	09/25/09	1,000,000	1,120.74	1,077.67	43.07	
	01/17/08	12/10/09	9,000,000	10,150.27	9,680.87	469.40	
	06/05/08	12/10/09	1,000,000	1,127.81	1,058.01	69.80	
US TSY NOTE 4.000 11-15-12	12/06/07	09/25/09	1,000,000	1,077.26	1,020.52	56.74	
WAL-MART STORES 6 7/8 8-10-09	12/10/03	03/12/09	2,000,000	2,042.44	2,022.31	20.13	
	04/12/06	03/12/09	2,000,000	2,042.44	2,011.85	30.59	
<b>Long-Term This Period</b>				<b>\$15,360.00</b>	<b>\$14,624.60</b>	<b>\$735.40</b>	
<b>Long-Term Year to Date</b>				<b>\$77,982.70</b>	<b>\$75,231.33</b>	<b>\$2,751.37</b>	

SHORT-TERM

Security Description	Date Acquired	Date Sold	Quantity	Sales Proceeds	Orig / Adj Total Cost	Realized Gain/(Loss)	Comments
AOL TIME WARNER 6 7/8 5-01-12	08/13/08	05/06/09	1,000,000	1,044.11	1,024.33	19.78	
	10/21/08	05/06/09	1,000,000	1,044.11	925.00	119.11	
FHLMC 5 5/8 3-15-11	03/11/09	09/17/09	1,000,000	1,070.81	1,057.72	13.09	
	06/09/09	09/17/09	7,000,000	7,495.67	7,441.07	54.60	
FNMA 4 3/4 3-12-10	02/17/09	06/09/09	12,000,000	12,381.24	12,334.75	46.49	
GOLDMAN SACHS 4 1/2 6-15-10	08/17/09	12/09/09	1,000,000	1,020.48	1,016.89	3.59	

CONTINUED

Activity


THE FAURE FOUNDATION  
PO BOX 45780

REALIZED GAIN/(LOSS) DETAIL

SHORT-TERM (CONTINUED)

Security Description	Date Acquired	Date Sold	Quantity	Sales Proceeds	Orig / Adj Total Cost	Realized Gain/(Loss)	Comments
J P MORGAN CHASE	5 3/4 1-02-13	03/11/09	05/18/09	1,013.31	949.85	63.46	
WELLS FARGO CO	4.950 10-16-13	04/16/08	01/28/09	3,865.68	4,065.68	(200.00)	
<b>Short-Term This Period</b>				<b>\$1,020.48</b>	<b>\$1,016.89</b>	<b>\$3.59</b>	
<b>Short-Term Year to Date</b>				<b>\$28,935.41</b>	<b>\$28,815.29</b>	<b>\$120.12</b>	
<b>Net Realized Gain/(Loss) This Period</b>				<b>\$16,380.48</b>	<b>\$15,641.49</b>	<b>\$738.99</b>	
<b>Net Realized Gain/(Loss) Year to Date</b>				<b>\$106,918.11</b>	<b>\$104,046.62</b>	<b>\$2,871.49</b>	

Gain / loss information is provided for informational purposes only and should not be used for tax preparation. Please refer to the gain / loss section of the disclosures for important information about gain / loss reporting.



# Morgan Stanley Smith Barney

CLIENT STATEMENT | For the Period December 1-31, 2009

Activity

THE FAURE FOUNDATION  
PO BOX 45380

## MMF AND BANK DEPOSITS ACTIVITY

Date	Activity Type	Description	Quantity	Comments	Realized Gain/(Loss)	Comments	Bank Deposit Program/ Money Market Funds
12/2	Automatic Investment	MS ACTIVE ASSETS MONEY TRUST					\$111.88
12/7	Automatic Investment	MS ACTIVE ASSETS MONEY TRUST					48.30
12/8	Automatic Redemption	MS ACTIVE ASSETS MONEY TRUST					(3,637.56)
12/9	Automatic Investment	MS ACTIVE ASSETS MONEY TRUST					36.75
12/11	Automatic Investment	MS ACTIVE ASSETS MONEY TRUST					227.48
12/15	Automatic Investment	MS ACTIVE ASSETS MONEY TRUST					147.60
12/16	Automatic Investment	MS ACTIVE ASSETS MONEY TRUST					18.45
12/18	Automatic Investment	MS ACTIVE ASSETS MONEY TRUST					50.63
12/24	Automatic Investment	MS ACTIVE ASSETS MONEY TRUST					35.00
12/31	Automatic Investment	MS ACTIVE ASSETS MONEY TRUST					15.45
<b>NET ACTIVITY FOR PERIOD</b>							<b>\$(2,946.02)</b>

## SECURITY ACTIVITY

### CORPORATE ACTIONS

Date	Activity Type	Description	Quantity	Comments	Realized Gain/(Loss)	Comments
12/8	Stock Dividend	GENOVUS ENERGY INC COM	115.000	DISTRIBUTION FROM ECA		

## REALIZED GAIN/(LOSS) DETAIL

### LONG-TERM

Security Description	Date Acquired	Date Sold	Quantity	Sales Proceeds	Orig / Adj Total Cost	Realized Gain/(Loss)	Comments
3M COMPANY	01/15/97	05/19/09	20.000	\$1,169.76	\$847.50	\$322.26	
ALLSTATE CORP	01/24/08	05/19/09	60.000	1,615.75	3,071.32	(1,455.57)	
	01/24/08	06/02/09	10.000	264.14	511.89	(247.75)	
	03/04/08	06/02/09	20.000	528.29	956.21	(427.92)	
ANALOG DEVICES INC	08/29/06	05/19/09	40.000	799.57	1,198.86	(399.29)	
AT&T INC	02/09/05	05/19/09	35.000	865.52	703.93	161.59	
BLACK & DECKER CORP	04/03/08	05/19/09	10.000	322.99	702.74	(379.75)	
	04/03/08	11/03/09	15.000	877.07	1,054.10	(177.03)	
	04/04/08	11/03/09	25.000	1,461.78	1,763.09	(301.31)	
	05/08/08	11/03/09	5.000	292.36	339.46	(47.10)	

CONTINUED

000359 41/72

THE FAURE FOUNDATION  
PO BOX 45180

Activity

REALIZED GAIN/(LOSS) DETAIL

LONG-TERM (CONTINUED)

Security Description	Date Acquired	Date Sold	Quantity	Sales Proceeds	Orig / Adj Total Cost	Realized Gain/(Loss)	Comments
BRISTOL MYERS SQUIBB CO	02/09/05	04/28/09	105.000	2,093.46	2,523.89	(430.43)	
	02/09/05	05/19/09	45.000	917.07	1,081.67	(164.60)	
CREDIT SUISSE GROUP	02/15/08	03/20/09	70.000	2,085.62	3,536.60	(1,450.98)	
	03/13/08	03/20/09	65.000	1,936.64	3,319.49	(1,382.85)	
DOW CHEMICAL CO	08/04/06	05/19/09	30.000	526.18	1,088.47	(562.29)	
EMBARQ CORP	11/20/06	02/13/09	60.000	2,190.14	3,040.67	(850.53)	
	11/20/06	04/17/09	60.000	2,157.16	3,040.67	(883.51)	
	01/19/07	04/17/09	65.000	2,336.93	3,652.88	(1,315.95)	
ERICSSON LM TEL ADR CL B NEW	03/04/08	05/19/09	90.000	797.60	919.02	(121.42)	
GENERAL ELECTRIC CO	01/15/97	05/19/09	140.000	1,908.19	2,423.75	(515.56)	
HOME DEPOT INC	05/02/07	05/19/09	45.000	1,109.67	1,742.79	(633.12)	
INTEL CORP	03/03/06	02/20/09	45.000	578.70	910.62	(331.92)	
	03/03/06	05/19/09	105.000	1,618.19	2,124.78	(506.59)	
JOHNSON & JOHNSON	02/14/05	05/19/09	5.000	279.69	330.00	(50.31)	
	12/29/05	05/19/09	10.000	559.38	601.90	(42.52)	
JPMORGAN CHASE & CO	02/09/05	03/30/09	80.000	2,061.71	3,007.20	(945.49)	
	02/14/05	03/30/09	15.000	386.57	560.40	(173.83)	
	03/24/05	03/30/09	45.000	1,159.71	1,575.00	(415.29)	
	07/06/07	03/30/09	15.000	386.57	733.19	(346.62)	
KRAFT FOODS INC CL A	04/24/07	02/27/09	90.000	2,051.73	3,007.90	(956.17)	
	04/24/07	05/19/09	30.000	749.68	1,002.63	(252.95)	
	04/24/07	08/11/09	55.000	1,564.90	1,838.16	(273.26)	
	12/19/07	08/11/09	15.000	426.79	498.21	(71.42)	
LINCOLN NTL CORP IND	02/14/05	03/18/09	5.000	36.97	244.50	(207.53)	
	01/15/97	03/18/09	70.000	517.60	1,837.50	(1,319.90)	
	07/31/97	03/18/09	40.000	295.77	1,389.28	(1,093.51)	
LINEAR TECHNOLOGY CORPORATION	12/28/06	02/20/09	80.000	1,773.57	2,425.92	(652.35)	
	12/28/06	02/24/09	55.000	1,208.65	1,667.82	(459.17)	
	01/11/07	02/24/09	150.000	3,296.30	4,851.84	(1,555.54)	
MC GRAW HILL COS INC	03/25/08	05/19/09	45.000	1,442.66	1,745.28	(302.62)	
NEW YORK COMMUNITY BANCORP INC	11/08/06	05/19/09	105.000	1,171.11	1,679.00	(507.89)	
PENNEY J C CO	04/02/08	05/19/09	55.000	1,492.66	2,259.59	(766.93)	
PFIZER INC	05/07/03	04/28/09	55.000	733.98	1,765.50	(1,031.52)	
	05/19/03	04/28/09	110.000	1,467.96	3,501.78	(2,033.82)	
	09/26/03	04/28/09	50.000	667.26	1,525.36	(858.10)	
	09/26/03	05/19/09	10.000	152.09	305.07	(152.98)	

CONTINUED



THE FAURE FOUNDATION  
PO BOX 45180

Activity

REALIZED GAIN/(LOSS) DETAIL

LONG-TERM (CONTINUED)

Security Description	Date Acquired	Date Sold	Quantity	Sales Proceeds	Orig / Adj Total Cost	Realized Gain/(Loss)	Comments
	02/09/05	05/19/09	25.000	380.24	646.25	(266.01)	
	02/09/05	10/15/09	0.425	7.31	10.88	(3.57)	
SANOFAVENTIS ADS	08/30/07	05/19/09	60.000	1,802.95	2,426.09	(623.14)	
SUNOCO INC	06/12/08	11/20/09	30.000	768.39	1,225.30	(456.91)	
	07/18/08	11/20/09	95.000	2,433.22	3,461.89	(1,028.67)	
VERIZON COMMUNICATIONS	04/27/05	05/19/09	30.000	889.17	1,007.14	(117.97)	
	08/02/05	05/19/09	5.000	148.20	163.37	(15.17)	
WELLS FARGO & CO NEW	02/14/08	05/19/09	55.000	1,458.12	1,638.14	(180.02)	
WEYERHAEUSER CO	01/26/07	05/19/09	35.000	1,160.92	2,622.17	(1,461.25)	
	01/25/07	07/28/09	20.000	695.92	1,498.39	(802.47)	
	04/25/07	07/28/09	55.000	1,913.77	4,253.00	(2,339.23)	
WYETH	01/30/06	05/19/09	45.000	2,010.99	2,113.30	(102.31)	
	01/30/06	10/15/09	105.000	3,465.00	3,242.71	222.29	
	11/08/07	02/20/09	75.000	1,804.05	1,688.31	115.74	
XILINX INC	11/08/07	05/06/09	95.000	1,248.40	1,736.55	(487.15)	
	12/12/07	05/06/09	95.000	1,951.10	2,198.37	(247.27)	
				1,951.10	2,129.38	(178.28)	
Long-Term This Period				\$0.00	\$0.00	\$0.00	
Long-Term Year to Date				\$76,424.94	\$110,967.67	\$(34,542.73)	

SHORT-TERM

Security Description	Date Acquired	Date Sold	Quantity	Sales Proceeds	Orig / Adj Total Cost	Realized Gain/(Loss)	Comments
ALCOA INC	10/22/08	05/19/09	110.000	1,066.17	1,146.94	(80.77)	
AMERICAN EXPRESS CO	08/08/08	05/19/09	40.000	1,033.57	1,464.25	(430.68)	
BAKER HUGHES INC	02/27/09	05/19/09	25.000	911.72	748.26	163.46	
BANK OF NEW YORK MELLON CORP	10/09/08	05/19/09	55.000	1,539.41	1,392.89	146.52	
BLACKROCK INC	03/30/09	05/19/09	10.000	1,412.66	1,273.47	139.19	
	03/30/09	07/24/09	12.000	2,283.84	1,528.16	755.68	
	03/30/09	08/28/09	3.000	604.51	382.04	222.47	
	04/17/09	08/28/09	8.000	1,612.03	1,093.66	518.37	
	04/17/09	09/28/09	11.000	2,334.54	1,503.78	830.76	
BOEING CO	07/02/08	05/19/09	30.000	1,328.06	1,932.49	(604.43)	
CAPITAL ONE FINANCIAL CORP	07/30/08	03/06/09	80.000	669.49	3,310.73	(2,641.24)	

CONTINUED

THE FAURE FOUNDATION  
PO BOX 25180

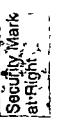
Activity

REALIZED GAIN/(LOSS) DETAIL

SHORT-TERM (CONTINUED)

Security Description	Date Acquired	Date Sold	Quantity	Sales Proceeds	Orig / Adj Total Cost	Realized Gain/(Loss)	Comments
CHEVRON CORP	09/02/08	03/06/09	75.000	627.65	3,366.56	(2,738.91)	
COCA COLA CO	03/09/09	05/19/09	5.000	329.34	294.65	34.69	
	10/14/08	02/27/09	15.000	614.53	676.90	(62.37)	
	10/14/08	05/19/09	15.000	693.88	676.90	16.98	
	10/14/08	08/11/09	40.000	1,961.46	1,805.06	156.40	
CREDIT SUISSE GROUP	07/23/08	03/20/09	40.000	1,191.78	1,916.70	(724.92)	
DEERE & CO	02/04/09	05/19/09	20.000	870.57	768.60	101.97	
	02/04/09	10/26/09	35.000	1,733.31	1,345.05	388.26	
ERICSSON LM TEL ADR CL B NEW	03/04/08	02/20/09	115.000	963.61	1,174.31	(210.70)	
EXXON MOBIL CORP	10/22/08	05/19/09	10.000	709.28	674.43	34.85	
GAP INC	12/09/08	05/19/09	40.000	634.38	545.52	88.86	
GOLDMAN SACHS GRP INC	12/16/08	05/19/09	15.000	2,140.59	1,108.80	1,031.79	
	12/16/08	06/02/09	5.000	714.11	369.60	344.51	
	12/16/08	08/28/09	10.000	1,640.09	739.20	900.89	
	12/16/08	10/16/09	8.000	1,480.35	591.36	888.99	
HARTFORD FIN SERS GRP INC	07/23/08	05/19/09	40.000	649.58	2,563.01	(1,913.43)	
HUDSON CITY BANCORP INC.	03/30/09	05/19/09	80.000	1,009.73	901.00	108.73	
INTL BUSINESS MACHINES CORP	10/28/08	02/20/09	10.000	881.77	814.34	67.43	
	10/28/08	05/19/09	5.000	524.78	407.17	117.61	
	10/28/08	06/19/09	11.000	1,162.07	895.77	266.30	
JPMORGAN CHASE & CO	04/03/08	03/30/09	55.000	1,417.42	2,552.53	(1,135.11)	
	11/21/08	03/30/09	55.000	1,417.42	1,151.98	265.44	
LOCKHEED MARTIN CORP	02/20/09	05/19/09	5.000	398.58	384.27	14.31	
METLIFE INCORPORATED	03/30/09	05/19/09	50.000	1,567.95	1,119.53	448.42	
MICROSOFT CORP	10/14/08	02/20/09	5.000	90.11	123.56	(33.45)	
	10/14/08	05/19/09	55.000	1,127.47	1,359.14	(231.67)	
OMNICOM GROUP	01/28/09	05/19/09	30.000	953.37	822.51	130.86	
PEPSICO INC NC	06/12/08	02/27/09	15.000	729.95	1,020.35	(290.40)	
	06/12/08	05/19/09	15.000	774.58	1,020.35	(245.77)	
PHILIP MORRIS INTL INC	10/08/08	05/19/09	25.000	1,050.97	1,090.04	(39.07)	
PROCTER & GAMBLE	02/27/09	05/19/09	20.000	1,058.57	975.10	83.47	
SCHLUMBERGER LTD	12/19/08	05/19/09	20.000	1,066.17	813.94	252.23	
SUNOCO INC	06/12/08	05/19/09	10.000	285.79	408.43	(122.64)	
WEYERHAEUSER CO	11/21/08	07/28/09	30.000	1,043.88	919.82	124.06	
WHIRLPOOL CORP	05/05/08	02/27/09	50.000	1,125.15	3,707.55	(2,582.51)	
	07/03/08	02/27/09	55.000	1,237.66	3,446.67	(2,209.01)	

CONTINUED



Activity

THE FAURE FOUNDATION  
PO BOX 45180

REALIZED GAIN/(LOSS) DETAIL

SHORT-TERM (CONTINUED)

Security Description	Date Acquired	Date Sold	Quantity	Sales Proceeds	Orig / Adj Total Cost	Realized Gain/(Loss)	Comments
Short-Term This Period				\$0.00	\$0.00	\$0.00	
Short-Term Year to Date				\$50,673.90	\$58,327.48	\$(7,653.58)	
Net Realized Gain/(Loss) This Period				\$0.00	\$0.00	\$0.00	
Net Realized Gain/(Loss) Year to Date				\$127,098.84	\$169,295.15	\$(42,196.31)	

Gain / loss information is provided for informational purposes only and should not be used for tax preparation. Please refer to the gain / loss section of the disclosures for important information about gain / loss reporting.



Activity

THE FAURE FOUNDATION  
PO BOX 45180

MMF AND BANK DEPOSITS ACTIVITY (CONTINUED)

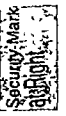
Date	Activity Type	Description	Quantity	Sales Proceeds	Orig / Adj Total Cost	Realized Gain/(Loss)	Comments	Bank Deposit Program/ Money Market Funds
12/8	Automatic Investment	MS ACTIVE ASSETS MONEY TRUST	45.000	\$770.50	\$1,122.63	\$(352.13)		79.87
12/9	Automatic Redemption	MS ACTIVE ASSETS MONEY TRUST	27.000	440.01	658.94	(218.93)		(2,349.11)
12/11	Automatic Redemption	MS ACTIVE ASSETS MONEY TRUST	30.000	488.89	862.12	(373.23)		(1,168.34)
12/14	Automatic Investment	MS ACTIVE ASSETS MONEY TRUST	96.000	1,183.59	2,173.60	(990.01)		14.47
12/15	Automatic Investment	MS ACTIVE ASSETS MONEY TRUST	215.000	2,650.75	2,517.37	133.38		14.58
12/16	Automatic Investment	MS ACTIVE ASSETS MONEY TRUST	13.000	277.59	499.00	(221.41)		35.68
12/17	Automatic Investment	MS ACTIVE ASSETS MONEY TRUST	41.000	875.49	1,652.46	(776.97)		50.10
12/21	Automatic Investment	MS ACTIVE ASSETS MONEY TRUST	175.000	1,219.39	3,579.38	(2,359.99)		1,345.71
12/24	Automatic Investment	MS ACTIVE ASSETS MONEY TRUST	25.000	1,336.39	1,307.72	28.67		39.61
12/24	Automatic Investment	MS ACTIVE ASSETS MONEY TRUST	28.000	1,082.79	860.23	222.56		(2.05)
12/29	Automatic Redemption	MS ACTIVE ASSETS MONEY TRUST	97.000	2,145.79	1,702.34	443.45		
NET ACTIVITY FOR PERIOD								\$(1,735.83)

REALIZED GAIN/(LOSS) DETAIL

LONG-TERM

Security Description	Date Acquired	Date Sold	Quantity	Sales Proceeds	Orig / Adj Total Cost	Realized Gain/(Loss)	Comments
ADIDAS-SALOMON AG SPONS ADR	11/09/06	03/27/09	45.000	\$770.50	\$1,122.63	\$(352.13)	
	11/09/06	05/06/09	27.000	440.01	658.94	(218.93)	
	01/22/08	05/06/09	30.000	488.89	862.12	(373.23)	
ALLIANZ SE ADS	06/01/07	11/10/09	96.000	1,183.59	2,173.60	(990.01)	
	10/14/08	11/10/09	215.000	2,650.75	2,517.37	133.38	
BAE SYS PLC SPON ADR	03/25/08	05/01/09	13.000	277.59	499.00	(221.41)	
	04/03/08	05/01/09	41.000	875.49	1,652.46	(776.97)	
BANCO SANTANDER S.A.	10/19/07	01/20/09	175.000	1,219.39	3,579.38	(2,359.99)	
BP PLC ADS	04/05/04	09/29/09	25.000	1,336.39	1,307.72	28.67	
CANON INC ADR NEW	12/24/03	09/08/09	28.000	1,082.79	860.23	222.56	
CISCO SYS INC	08/03/06	08/05/09	97.000	2,145.79	1,702.34	443.45	
DEERE & CO	09/24/08	10/28/09	18.000	820.01	1,100.37	(280.36)	
DIAGEO PLC SPON ADR NEW	01/21/97	02/12/09	24.000	1,212.15	824.35	387.80	
	01/21/97	03/20/09	14.000	590.09	480.87	109.22	
	08/13/02	03/26/09	35.000	1,535.92	1,654.62	(118.70)	
	01/21/97	03/26/09	10.000	438.83	343.48	95.35	
E.ON AG	11/14/07	03/16/09	40.000	1,013.18	2,625.16	(1,611.98)	
	03/10/08	03/16/09	21.000	531.92	1,327.62	(795.70)	

CONTINUED






REALIZED GAIN/(LOSS) DETAIL  
LONG-TERM (CONTINUED)

Security Description	Date Acquired	Date Sold	Quantity	Sales Proceeds	Orig / Adj Total Cost	Realized Gain/(Loss)	Comments
ENI SPA AMER DEP RCPT	03/10/08	07/23/09	24.000	867.04	1,517.28	(650.24)	
	05/12/08	07/23/09	30.000	1,083.79	1,999.85	(916.06)	
	08/13/02	03/06/09	29.000	920.48	906.41	14.07	
	08/13/02	08/04/09	6.000	278.65	187.53	91.12	
	04/29/08	08/04/09	23.000	1,068.14	1,769.90	(701.76)	
	04/29/08	09/17/09	12.000	618.18	923.42	(305.24)	
	05/16/08	09/17/09	40.000	2,060.62	3,310.05	(1,249.43)	
ERICSSON LM TEL ADR CL B NEW	03/23/06	04/15/09	150.000	1,347.80	2,927.89	(1,580.09)	
EXXON MOBIL CORP	01/21/97	05/05/09	15.000	1,009.89	370.03	639.86	
GDF SUEZ-SPON ADR	07/28/08	08/06/09	58.000	2,188.21	3,886.00	(1,697.79)	
GLAXOSMITHKLINE PLC ADS	09/17/03	03/27/09	2.000	59.07	84.01	(24.94)	
	03/02/04	03/27/09	19.000	561.17	798.20	(237.03)	
	03/02/04	06/25/09	38.000	1,335.90	1,596.40	(260.50)	
	03/02/04	10/01/09	48.000	1,866.65	2,016.51	(149.86)	
GRUPE DANONE SPONSORED ADR	11/14/07	03/20/09	41.000	372.96	702.82	(329.86)	
	01/16/08	03/20/09	175.000	1,591.91	2,996.35	(1,404.44)	
HEINEKEN NV ADR	11/26/02	10/12/09	111.000	2,436.44	1,618.26	818.18	
HONEYWELL INTERNATIONAL INC	12/22/05	10/20/09	20.000	754.74	755.94	(1.20)	
HSBC HOLDINGS PLC SPON ADR NEW	05/15/02	01/14/09	25.000	1,045.89	1,612.23	(566.34)	
	01/21/97	01/14/09	10.000	418.35	387.50	30.85	
MICROSOFT CORP	03/06/03	02/24/09	200.000	3,323.92	4,665.54	(1,341.62)	
	03/06/03	04/03/09	75.000	1,398.23	1,749.58	(351.35)	
	07/12/04	04/03/09	41.000	764.37	1,139.16	(374.79)	
	07/12/04	05/14/09	51.000	1,013.74	1,417.00	(403.26)	
NESTLE SPON ADR REP REG SHR	07/06/07	02/13/09	29.000	936.12	1,118.61	(182.49)	
	01/21/97	02/13/09	18.000	581.04	189.45	391.59	
	07/06/07	08/11/09	48.000	1,943.45	1,851.49	91.96	
	07/06/07	10/02/09	48.000	2,007.20	1,851.49	155.71	
NOKIA CP ADR	07/09/03	07/16/09	163.000	2,186.75	2,892.83	(706.08)	
	07/09/03	08/04/09	87.000	1,162.74	1,544.02	(381.28)	
NOVARTIS AG ADR	08/07/00	04/21/09	25.000	886.97	940.36	(53.39)	
	02/03/06	04/21/09	27.000	957.93	1,505.81	(547.88)	
	03/24/97	04/21/09	20.000	709.58	572.47	137.11	
	02/03/06	04/29/09	28.000	1,056.31	1,561.58	(505.27)	
	02/03/06	05/12/09	5.000	193.73	278.85	(85.12)	
	04/24/08	05/12/09	30.000	1,162.37	1,500.87	(338.50)	

CONTINUED



THE FAURE FOUNDATION  
PO BOX 45180

Activity

REALIZED GAIN/(LOSS) DETAIL

LONG-TERM (CONTINUED)

Security Description	Date Acquired	Date Sold	Quantity	Proceeds	Orig / Adj Total Cost	Realized Gain/(Loss)	Comments
ORACLE CORP	09/15/04	04/20/09	69,000	1,298.52	777.17	521.35	
PROCTER & GAMBLE	05/16/07	05/05/09	46,000	2,303.26	2,913.70	(610.44)	
PRUDENTIAL PLC ADR	10/01/07	02/24/09	10,000	77.40	315.24	(237.84)	
	12/11/07	02/24/09	68,000	526.29	2,016.80	(1,490.51)	
	12/11/07	06/25/09	66,000	871.83	1,957.48	(1,085.65)	
ROCHE HOLDINGS ADR	10/14/08	12/03/09	59,000	1,272.28	934.90	337.38	
	04/19/07	05/04/09	69,000	2,183.90	3,303.29	(1,119.39)	
	04/19/07	06/17/09	1,000	32.88	47.87	(14.99)	
	05/02/07	06/17/09	30,000	986.25	1,413.66	(427.41)	
	05/02/07	09/09/09	46,000	1,802.06	2,167.62	(365.56)	
	07/19/07	09/09/09	26,000	1,018.56	1,198.82	(180.26)	
TELUS CORP	01/03/08	04/24/09	57,000	1,352.10	2,738.08	(1,385.98)	
	01/03/08	04/29/09	13,000	303.96	624.48	(320.52)	
	01/23/08	04/29/09	45,000	1,052.15	1,781.52	(729.37)	
	01/23/08	05/06/09	5,000	123.29	197.95	(74.66)	
	02/28/08	05/06/09	20,000	493.16	946.19	(453.03)	
	05/21/08	06/03/09	45,000	1,273.43	2,123.08	(849.65)	
TEXTRON INC	04/02/07	01/20/09	76,000	953.12	3,438.72	(2,485.60)	
TOTAL FINA ELF SA	01/21/97	06/16/09	26,000	1,416.61	415.50	1,001.11	
UNILEVER PLC (NEW) ADS	01/21/97	07/23/09	20,000	1,139.19	319.62	819.57	
VODAFONE GP PLC ADS NEW	09/04/08	11/17/09	77,000	2,376.28	2,156.19	220.09	
	05/13/03	01/08/09	39,000	827.60	887.09	(59.49)	
	07/10/03	01/08/09	50,000	1,061.03	1,110.31	(49.28)	
	07/10/03	04/23/09	77,000	1,382.79	1,709.88	(327.09)	
	06/05/08	09/29/09	90,000	2,031.58	2,781.91	(750.33)	
	06/30/08	09/29/09	60,000	1,354.38	1,779.70	(425.32)	
	09/26/08	09/29/09	13,000	293.45	303.20	(9.75)	
WYETH	11/28/06	04/29/09	65,000	2,747.17	3,094.27	(347.10)	
	12/08/06	04/29/09	12,000	507.17	604.16	(96.99)	
	12/08/06	04/30/09	48,000	2,045.97	2,416.63	(370.66)	
ZURICH FINANCIAL SVC	09/13/07	11/10/09	107,000	2,409.83	3,132.13	(722.30)	
	12/11/07	11/10/09	7,000	157.65	216.67	(59.02)	
	12/11/07	11/17/09	53,000	1,215.91	1,640.54	(424.63)	
	09/24/08	11/17/09	65,000	1,491.20	1,785.21	(294.01)	
Long-Term This Period				\$1,272.28	\$934.90	\$337.38	
Long-Term Year to Date				\$101,165.86	\$133,687.53	\$(32,521.67)	



# Morgan Stanley Smith Barney

CLIENT STATEMENT | For the Period December 1-31, 2009

## Activity

THE FAURE FOUNDATION  
PO BOX 45180

### SHORT-TERM

Security Description	Date Acquired	Date Sold	Quantity	Proceeds	Orig / Adj Total Cost	Realized Gain/(Loss)	Comments
ALLIANZ SE ADS	03/19/09	11/10/09	148,000	1,824.70	1,353.49	471.21	
BAE SYS PLC SPON ADR	03/25/08	03/20/09	72,000	1,372.40	2,763.67	(1,391.27)	
BAKER HUGHES INC	07/03/08	01/21/09	20,000	621.26	1,696.39	(1,075.13)	
	07/10/08	01/21/09	18,000	559.13	1,452.65	(893.52)	
BANCO SANTANDER S.A.	10/14/08	01/20/09	160,000	1,114.87	2,292.78	(1,177.91)	
BANK OF AMERICA CORP	10/13/08	01/21/09	105,000	605.50	2,337.39	(1,731.89)	
BANK OF NEW YORK MELLON CORP	05/12/09	09/29/09	74,000	2,186.80	2,103.23	83.57	
BARCLAYS PLC ADR	03/27/09	05/14/09	84,000	1,302.43	806.81	495.62	
BARRICK GOLD CORP	02/05/09	09/08/09	43,000	1,691.71	1,661.99	29.72	
BNP PARIBAS SP ADR REPSTG	03/16/09	04/09/09	33,000	768.61	670.70	97.91	
	11/09/09	11/09/09		63.68	0.00	63.68	1 Sale of Foreign Rights
DEERE & CO	09/24/08	08/13/09	27,000	1,228.91	1,550.55	(421.64)	
	12/09/08	10/28/09	25,000	1,138.91	965.52	173.39	
DEUTSCHE BK AG REG SHS	06/25/09	10/20/09	38,000	3,155.52	2,300.69	854.83	
EMC CORP MASS	07/23/08	03/13/09	127,000	1,353.25	1,721.66	(368.41)	
EOG RESOURCES INC	03/05/09	09/04/09	14,000	966.90	722.24	244.66	
	03/05/09	11/10/09	3,000	272.17	154.76	117.41	
	04/02/09	11/10/09	12,000	1,088.67	723.01	365.66	
GDF SUEZ-SPON ADR	07/28/08	06/03/09	75,000	2,917.55	5,025.00	(2,107.45)	
GLAXOSMITHKLINE PLC ADS	12/24/08	10/01/09	14,000	544.44	501.67	42.77	
JPMORGAN CHASE & CO	01/21/09	04/13/09	32,000	1,074.33	645.84	428.49	
LLOYDS BANKING GROUP PLC	12/18/09	12/18/09		1,331.26	0.00	1,331.26	1 Sale of Foreign Rights
NOKIA CP ADR	03/19/09	08/04/09	77,000	1,029.09	928.23	100.86	
NOVARTIS AG ADR	02/27/09	05/12/09	20,000	774.91	731.74	43.17	
PRUDENTIAL PLC ADR	10/14/08	06/25/09	72,000	951.09	1,140.89	(189.80)	
RECKITT BENCKISER GROUP PLC	02/20/09	10/27/09	248,000	2,452.28	1,957.84	494.44	
SANOFI AVENTIS ADS	01/14/09	10/16/09	85,000	3,254.00	2,727.67	526.33	
	01/14/09	11/17/09	29,000	1,108.30	930.62	177.68	
STARBUCKS CORP WASHINGTON	04/13/09	11/10/09	56,000	1,187.09	675.06	512.03	
VODAFONE GP PLC ADS NEW	06/05/08	04/23/09	20,000	359.16	618.20	(259.04)	
<b>Short-Term This Period</b>				<b>\$1,331.26</b>	<b>\$0.00</b>	<b>\$1,331.26</b>	
<b>Short-Term Year to Date</b>				<b>\$38,298.92</b>	<b>\$41,260.29</b>	<b>\$(2,961.37)</b>	

# MorganStanley SmithBarney

CLIENT STATEMENT | For the Period December 1-31, 2009

## Activity

THE FAURE FOUNDATION  
PO BOX 5180

	Sales Proceeds	Orig / Adj Total Cost	Realized Gain/(Loss)
Net Realized Gain/(Loss) This Period	\$2,603.54	\$934.90	\$1,668.64
Net Realized Gain/(Loss) Year to Date	\$139,464.78	\$174,947.82	\$(35,483.04)

Gain / loss information is provided for informational purposes only and should not be used for tax preparation. Please refer to the gain / loss section of the disclosures for important information about gain / loss reporting.

1 - This information reflects your requested adjustments to the transaction details.

Security Mark  
at Right

Access Active Assets Account  
# 250-140418-217

Page 114  
of 144

# Morgan Stanley Smith Barney

CLIENT STATEMENT | For the Period December 1-31, 2009

THE FAURE FOUNDATION  
PO BOX 45180

## Activity

### REALIZED GAIN/(LOSS) DETAIL

Security Description	Date Acquired	Date Sold	Quantity	Sales Proceeds	Orig / Adj Total Cost	Realized Gain/(Loss)	Comments
ANGLOGOLD ASHANTI LIMITED	10/02/07	02/17/09	10,000	\$314,21	\$436.61	\$(122.40)	
	10/02/07	03/11/09	7,000	221.81	305.62	(83.81)	
	02/13/08	03/11/09	4,000	126.75	138.60	(11.85)	
	02/13/08	03/13/09	8,000	273.22	277.19	(3.97)	
	03/03/08	03/13/09	2,000	68.30	72.98	(4.68)	
	03/03/08	09/08/09	5,000	215.32	182.46	32.86	
BARRICK GOLD CORP	11/14/06	10/20/09	9,000	341.05	262.88	78.17	
	11/14/06	11/18/09	12,000	526.05	350.51	175.54	
BP PLC ADS	02/23/07	10/27/09	10,000	579.65	629.58	(49.93)	
CENTRAIS ELEC BRAS SP ADR CM	04/02/07	04/23/09	10,000	126.31	109.57	16.74	
	06/06/07	04/23/09	6,000	75.79	78.38	(2.59)	
CURRENCY SHARES EURO TR	04/05/06	08/06/09	7,000	1,003.66	859.39	144.27	
CURRENCYSHARES JAPANESE YEN	02/14/07	07/09/09	5,000	535.51	415.13	120.38	
DAIWA HOUSE IND LTD ADR	10/23/07	03/19/09	3,000	237.76	373.35	(135.59)	
	10/23/07	04/08/09	1,000	85.27	124.45	(39.18)	
	01/04/08	04/08/09	1,000	85.27	128.02	(42.75)	
	01/04/08	06/15/09	3,000	302.48	384.06	(81.58)	
ERICSSON LM TEL ADR CL B NEW	11/20/07	01/30/09	4,000	31.76	50.66	(18.90)	
	11/21/07	01/30/09	52,000	412.91	626.59	(213.68)	
	03/19/08	01/30/09	58,000	460.55	508.65	(48.10)	
	02/08/07	01/30/09	13,000	139.42	217.87	(78.45)	
GOLD FIELDS LTD. SP. ADR	03/05/07	01/30/09	13,000	139.42	213.52	(74.10)	
	05/09/07	01/30/09	4,000	42.90	71.26	(28.36)	
	05/09/07	03/06/09	12,000	133.34	213.77	(80.43)	
	05/18/07	03/06/09	5,000	55.56	85.86	(30.30)	
	05/18/07	03/12/09	28,000	343.89	480.82	(136.93)	
	11/07/07	03/12/09	8,000	98.26	145.54	(47.28)	
	11/07/07	03/18/09	12,000	147.24	218.32	(71.08)	
	02/01/08	03/18/09	6,000	73.62	87.44	(13.82)	
HACHIJUNI BANK LTD ADR	06/12/08	03/17/09	4,000	223.05	260.88	(37.83)	
IMPALA PLATINUM HLDGS LTD ADR	08/20/08	09/11/09	10,000	246.72	271.72	(25.00)	
IVANHOE MINES LTD	04/07/06	09/17/09	18,000	223.42	165.96	57.46	
	05/30/06	09/17/09	10,000	124.12	69.23	54.89	
KIRIN BREWERY CO LTD SPONS ADR	04/07/06	03/31/09	41,000	444.24	571.85	(127.61)	
	11/13/06	04/22/09	70,000	767.49	976.33	(208.84)	
	11/13/06	04/22/09	43,000	471.46	570.54	(99.08)	
KT CORP SPON ADR	04/07/06	03/12/09	14,000	180.08	305.04	(124.96)	
	04/07/06	04/09/09	34,000	488.87	740.81	(251.94)	

CONTINUED



Activity

THE FAURE FOUNDATION  
PO BOX 45180

REALIZED GAIN/(LOSS) DETAIL (CONTINUED)

Security Description	Date		Quantity	Sales		Orig / Adj Total Cost	Realized Gain/(Loss)	Comments
	Acquired	Sold		Proceeds	Cost			
	04/07/06	04/13/09	9.000	130.77	196.10	(65.33)		
	04/07/06	05/19/09	51.000	744.73	1,111.21	(366.48)		
	04/07/06	12/07/09	30.000	499.72	653.66	(153.94)		
	01/23/08	12/07/09	10.000	166.57	240.50	(73.93)		
	05/16/08	12/07/09	11.000	183.23	251.28	(68.05)		
LIHIR GOLD LTD ADR	04/07/06	02/23/09	7.000	162.05	147.69	14.36		
	12/21/07	05/20/09	7.000	160.87	198.36	(37.49)		
	04/29/08	05/20/09	5.000	114.91	139.82	(24.91)		
	07/25/08	05/20/09	1.000	22.98	27.65	(4.67)		
	07/25/08	05/29/09	17.000	437.92	470.12	(32.20)		
LONMIN PLC SPONS ADR NEW	04/07/06	03/11/09	9.000	158.92	447.32	(288.40)		
	09/26/07	03/11/09	1.000	17.66	66.03	(48.37)		
	09/26/07	04/02/09	2.000	44.17	132.07	(87.90)		
	08/04/08	04/02/09	7.000	154.60	313.06	(158.46)		
	09/24/08	04/02/09	9.000	198.77	438.20	(239.43)		
MAGNA INTL A COM	04/15/08	11/06/09	7.000	352.63	485.44	(132.81)		
	06/05/08	11/06/09	3.000	151.13	208.56	(57.43)		
NEWCREST MINING LTD SPONS ADR	07/18/06	01/27/09	5.000	109.71	71.71	38.00		
	09/12/06	01/27/09	7.000	153.60	107.77	45.83		
	05/24/07	02/06/09	12.000	493.10	473.64	19.46		
NEWMONT MINING CORP (NEW)	05/24/07	02/27/09	7.000	295.14	276.29	18.85		
	05/30/07	03/20/09	6.000	264.14	236.24	27.90		
	05/30/07	07/06/09	9.000	353.50	354.35	(0.85)		
	05/30/07	08/17/09	13.000	506.22	511.84	(5.62)		
	08/16/07	08/17/09	7.000	272.58	272.89	(0.31)		
	08/16/07	10/28/09	12.000	499.63	467.81	31.82		
	03/18/09	10/28/09	9.000	374.72	322.99	51.73		
NEXEN INC	09/26/07	05/02/09	1.000	25.41	30.01	(4.60)		
	10/01/07	05/02/09	17.000	431.95	525.11	(93.16)		
NOKIA CP ADR	01/30/09	04/23/09	24.000	358.34	293.63	64.71		
NOVAGOLD RES INC NEW	12/01/06	03/19/09	129.000	336.53	2,082.31	(1,745.78)		
NOVARTIS AG ADR	02/17/09	12/02/09	12.000	675.05	505.71	169.34		
PETRO CANADA COMMON	12/17/07	02/02/09	4.000	86.32	203.11	(116.79)		
	01/18/08	02/02/09	12.000	258.95	580.79	(321.84)		
	02/12/08	02/02/09	13.000	280.53	575.70	(295.17)		
PROMISE CO ADR	04/07/06	03/04/09	12.000	77.86	390.10	(312.24)		
	05/11/06	03/04/09	19.000	123.27	584.63	(461.36)		
	05/11/06	05/07/09	3.000	19.78	92.31	(72.53)		

CONTINUED

THE FAURE FOUNDATION  
PO BOX 45180

Activity

REALIZED GAIN/(LOSS) DETAIL (CONTINUED)

Security Description	Date Acquired	Date Sold	Quantity	Sales Proceeds	Orig / Adj Total Cost	Realized Gain/(Loss)	Comments
	07/07/06	05/07/09	11.000	72.52	282.60	(210.08)	
	09/20/06	05/07/09	15.000	98.89	318.47	(219.58)	
	11/07/06	05/07/09	8.000	52.74	151.03	(98.29)	
	11/07/06	06/11/09	16.000	105.15	302.07	(196.92)	
	08/14/08	06/11/09	45.000	296.75	513.36	(217.61)	
ROHM CO LTD UNSPONS ADR	01/07/09	07/01/09	6.000	213.72	165.84	47.88	
SANOFI AVENTIS ADS	09/24/07	01/21/09	16.000	495.36	680.33	(184.97)	
	09/24/07	10/28/09	3.000	115.36	127.56	(12.20)	
	10/02/07	10/28/09	11.000	422.98	466.94	(43.96)	
SEKISUI HOUSE LTD ADR	04/07/06	02/03/09	37.000	316.39	572.77	(256.38)	
	04/07/06	04/09/09	11.000	91.38	170.28	(78.90)	
	09/05/07	04/09/09	9.000	74.76	109.83	(35.07)	
	09/05/07	05/19/09	8.000	74.80	97.62	(22.82)	
	09/12/07	05/19/09	22.000	205.71	265.47	(59.76)	
SIEMENS AKTIENGESELLSCHAFT	09/29/08	10/29/09	4.000	382.73	371.87	10.86	
SILVER STANDARD RESOURCES INC	07/30/08	02/11/09	18.000	369.17	503.95	(134.78)	
SOCIETE GENERALE SP ADR	10/20/08	10/02/09	28.000	430.15	317.02	113.13	
	11/09/09	11/09/09		46.08	0.00	46.08	1 Sale of Foreign Rights
STORA ENSO SP ADR SER R	04/07/06	08/05/09	146.000	941.14	2,195.73	(1,254.59)	
	04/07/06	08/21/09	24.000	162.57	360.94	(198.37)	
	06/04/08	08/21/09	50.000	338.70	602.86	(264.16)	
	06/04/08	09/15/09	10.000	72.14	120.57	(48.43)	
SUNCOR ENERGY INC	04/03/09	09/15/09	56.000	404.00	221.48	182.52	
	04/05/06	03/11/09	17.000	408.42	683.74	(275.32)	
	04/05/06	07/01/09	1.000	29.84	40.22	(10.38)	
	07/23/08	07/01/09	10.000	298.42	538.22	(239.80)	
SUNCOR ENERGY INC NEW COM	01/29/09	08/20/09	14.000	445.97	281.94	164.03	
	01/29/09	10/01/09	13.000	435.53	261.80	173.73	
TDK CP ADR NEW	07/02/08	01/16/09	8.000	300.77	486.17	(185.40)	
	07/25/08	07/30/09	8.000	412.27	495.27	(83.00)	
	10/22/08	07/30/09	5.000	257.67	173.71	83.96	
TECHNIP-COFLEXIP	10/22/08	08/21/09	9.000	510.66	312.68	197.98	
	08/08/06	02/09/09	4.000	150.04	216.16	(66.12)	
	10/19/06	02/09/09	2.000	75.02	113.62	(38.60)	
	10/19/06	05/08/09	5.000	222.57	284.04	(61.47)	
	09/05/08	07/24/09	8.000	477.19	567.59	(90.40)	
	11/20/08	07/24/09	5.000	298.24	119.69	178.55	
TOMKINS PLC ADS	04/07/06	07/02/09	46.000	443.47	1,122.34	(678.87)	

CONTINUED



Activity

THE FAURE FOUNDATION  
PO BOX 45180

REALIZED GAIN/(LOSS) DETAIL (CONTINUED)

Security Description	Date Acquired	Date Sold	Quantity	Sales Proceeds	Orig / Adj Total Cost	Realized Gain/(Loss)	Comments
	04/07/06	10/05/09	6.000	68.18	146.39	(78.21)	
	09/08/06	10/05/09	37.000	420.41	682.38	(261.97)	
VODAFONE GP PLC ADS NEW	04/05/06	11/24/09	10.000	226.39	246.76	(20.37)	
<b>Net Realized Gain/(Loss) This Period</b>				<b>\$1,524.57</b>	<b>\$1,651.15</b>	<b>\$(126.58)</b>	
<b>Net Realized Gain/(Loss) Year to Date</b>				<b>\$31,327.94</b>	<b>\$42,158.76</b>	<b>\$(10,830.82)</b>	

Gain / loss information is provided for informational purposes only and should not be used for tax preparation. Please refer to the gain / loss section of the disclosures for important information about gain / loss reporting.

1 - This information reflects your requested adjustments to the transaction details.

## FORM 990-PF INTEREST ON SAVINGS AND TEMPORARY CASH INVESTMENTS STATEMENT 1

SOURCE	AMOUNT
MORGAN STANLEY	11,926.
MORGAN STANLEY DIV 684	11.
TOTAL TO FORM 990-PF, PART I, LINE 3, COLUMN A	11,937.

## FORM 990-PF DIVIDENDS AND INTEREST FROM SECURITIES STATEMENT 2

SOURCE	GROSS AMOUNT	CAPITAL GAINS DIVIDENDS	COLUMN (A) AMOUNT
MORGAN STANLEY-DIV 372 ACCT	4.	0.	4.
MORGAN STANLEY-DIV 416 ACC	4.	0.	4.
MORGAN STANLEY-DIV 417 ACC	7,900.	7,897.	3.
MORGAN STANLEY-DIV 418 ACCT	7,148.	7,001.	147.
MORGAN STANLEY-DIV 419 ACC	3,105.	3,091.	14.
MORGAN STANLEY-DIV 684 ACC	2,174.	2,174.	0.
TOTAL TO FM 990-PF, PART I, LN 4	20,335.	20,163.	172.

## FORM 990-PF OTHER EXPENSES STATEMENT 3

DESCRIPTION	(A) EXPENSES PER BOOKS	(B) NET INVEST- MENT INCOME	(C) ADJUSTED NET INCOME	(D) CHARITABLE PURPOSES
INSURANCE	750.	750.	0.	0.
LICENSES AND PERMITS	10.	10.	0.	0.
POSTAGE AND DELIVERY	56.	56.	0.	0.
INVESTMENT EXPENSES	20,148.	20,148.	0.	0.
PROFESSIONAL FEES	1,860.	1,860.	0.	0.
BANK CHARGES	152.	152.	0.	0.
DUES AND SUBSCRIPTIONS	995.	995.	0.	0.
OFFICE EXPENSE	401.	401.	0.	0.
TO FORM 990-PF, PG 1, LN 23	24,372.	24,372.	0.	0.

---



---

**FORM 990-PF                      U.S. AND STATE/CITY GOVERNMENT OBLIGATIONS                      STATEMENT    4**


---

<u>DESCRIPTION</u>	<u>U.S. GOV'T</u>	<u>OTHER GOV'T</u>	<u>BOOK VALUE</u>	<u>FAIR MARKET VALUE</u>
U.S. OBLIGATIONS	X		109,682.	109,682.
TOTAL U.S. GOVERNMENT OBLIGATIONS			109,682.	109,682.
TOTAL STATE AND MUNICIPAL GOVERNMENT OBLIGATIONS				
TOTAL TO FORM 990-PF, PART II, LINE 10A			109,682.	109,682.

---



---



---



---

**FORM 990-PF                                      CORPORATE STOCK                                      STATEMENT    5**


---

<u>DESCRIPTION</u>	<u>BOOK VALUE</u>	<u>FAIR MARKET VALUE</u>
CORPORATE STOCK	825,316.	951,078.
TOTAL TO FORM 990-PF, PART II, LINE 10B	825,316.	951,078.

---



---



---



---

**FORM 990-PF                                      CORPORATE BONDS                                      STATEMENT    6**


---

<u>DESCRIPTION</u>	<u>BOOK VALUE</u>	<u>FAIR MARKET VALUE</u>
CORPORATE BONDS	118,818.	118,818.
TOTAL TO FORM 990-PF, PART II, LINE 10C	118,818.	118,818.

---



---

FORM 990-PF

GRANTS AND CONTRIBUTIONS  
PAID DURING THE YEAR

STATEMENT 7

RECIPIENT NAME AND ADDRESS	RECIPIENT RELATIONSHIP AND PURPOSE OF GRANT	RECIPIENT STATUS	AMOUNT
HUMANE SOCIETY	NONE HUMANE PURPOSES	505(C)(3)	1,500.
HEALING HEARTS	NONE HUMANE PURPOSES	505(C)(3)	20,004.
HUMANE SOCIETY	NONE HUMANE PURPOSES	505(C)(3)	2,000.
AZ ANIMAL WILDLIFE	NONE HUMANE PURPOSES	501(C)(3)	15,000.
LIBERTY WILDLIFE	NONE HUMANE PURPOSES	501(C)(3)	5,000.
SOUTHWEST WILDLIFE	NONE HUMANE PURPOSES	501(C)(3)	10,000.
PLANNED PETHOOD	NONE HUMANE PURPOSES	501(C)(3)	5,000.
TOTAL TO FORM 990-PF, PART XV, LINE 3A			58,504.

## Application for Extension of Time To File an Exempt Organization Return

OMB No 1545-1709

▶ **File a separate application for each return.**

- If you are filing for an **Automatic 3-Month Extension**, complete only **Part I** and check this box
  - If you are filing for an **Additional (Not Automatic) 3-Month Extension**, complete only **Part II** (on page 2 of this form)
- Do not complete Part II unless you have already been granted an automatic 3-month extension on a previously filed Form 8868.**

**Part I Automatic 3-Month Extension of Time.** Only submit original (no copies needed).

A corporation required to file Form 990-T and requesting an automatic 6-month extension—check this box and complete Part I only

*All other corporations (including 1120-C filers), partnerships, REMICs, and trusts must use Form 7004 to request an extension of time to file income tax returns.*

**Electronic Filing (e-file).** Generally, you can electronically file Form 8868 if you want a 3-month automatic extension of time to file one of the returns noted below (6 months for a corporation required to file Form 990-T). However, you cannot file Form 8868 electronically if (1) you want the additional (not automatic) 3-month extension or (2) you file Forms 990-BL, 6069, or 8870, group returns, or a composite or consolidated Form 990-T. Instead, you must submit the fully completed and signed page 2 (Part II) of Form 8868. For more details on the electronic filing of this form, visit [www.irs.gov/efile](http://www.irs.gov/efile) and click on *e-file for Charities & Nonprofits*.

<b>Type or print</b>	Name of Exempt Organization <b>Faure Foundation, The</b>	Employer identification number <b>86 0721855</b>
File by the due date for filing your return. See instructions	Number, street, and room or suite no. If a P O box, see instructions <b>c/o 7550 S. WILLOW DR.</b>	
	City, town or post office, state, and ZIP code. For a foreign address, see instructions <b>TEMPE, AZ 85283</b>	

**Check type of return to be filed** (file a separate application for each return):

- |  |   |                                    |
|--|---|------------------------------------|
| <input checked="" type="checkbox"/> Form 990 | <input type="checkbox"/> Form 990-T (corporation)                 | <input type="checkbox"/> Form 4720 |
| <input type="checkbox"/> Form 990-BL         | <input type="checkbox"/> Form 990-T (sec. 401(a) or 408(a) trust) | <input type="checkbox"/> Form 5227 |
| <input type="checkbox"/> Form 990-EZ         | <input type="checkbox"/> Form 990-T (trust other than above)      | <input type="checkbox"/> Form 6069 |
| <input type="checkbox"/> Form 990-PF         | <input type="checkbox"/> Form 1041-A                              | <input type="checkbox"/> Form 8870 |

• The books are in the care of ▶ **ORGANIZATION**

Telephone No ▶ ( **480** ) **838-3277** FAX No. ▶ ( **480** ) **838-0913**

- If the organization does not have an office or place of business in the United States, check this box
- If this is for a Group Return, enter the organization's four digit Group Exemption Number (GEN) \_\_\_\_\_ . If this is for the whole group, check this box  . If it is for part of the group, check this box  and attach a list with the names and EINs of all members the extension will cover.

**1** I request an automatic 3-month (6 months for a corporation required to file Form 990-T) extension of time until **AUGUST 15**, 20**10**, to file the exempt organization return for the organization named above. The extension is for the organization's return for:

▶  calendar year 20**09** or

▶  tax year beginning \_\_\_\_\_, 20\_\_\_\_, and ending \_\_\_\_\_, 20\_\_\_\_\_.

**2** If this tax year is for less than 12 months, check reason:  Initial return  Final return  Change in accounting period

<b>3a</b> If this application is for Form 990-BL, 990-PF, 990-T, 4720, or 6069, enter the tentative tax, less any nonrefundable credits. See instructions.	<b>3a</b>	\$	<b>0</b>
<b>b</b> If this application is for Form 990-PF or 990-T, enter any refundable credits and estimated tax payments made. Include any prior year overpayment allowed as a credit.	<b>3b</b>	\$	
<b>c Balance Due.</b> Subtract line 3b from line 3a. Include your payment with this form, or, if required, deposit with FTD coupon or, if required, by using EFTPS (Electronic Federal Tax Payment System). See instructions.	<b>3c</b>	\$	<b>0</b>

**Caution.** If you are going to make an electronic fund withdrawal with this Form 8868, see Form 8453-EO and Form 8879-EO for payment instructions.

- If you are filing for an **Additional (Not Automatic) 3-Month Extension**, complete only **Part II** and check this box  **Note.** Only complete Part II if you have already been granted an automatic 3-month extension on a previously filed Form 8868
- If you are filing for an **Automatic 3-Month Extension**, complete only **Part I** (on page 1)

**Part II Additional (Not Automatic) 3-Month Extension of Time.** Only file the original (no copies needed).

Type or print  File by the extended due date for filing the return See instructions	Name of Exempt Organization <b>Faure Foundation, The</b>	Employer identification number <b>86 0721855</b>
	Number, street, and room or suite no. If a P O box, see instructions <b>C/O 7550 S. WILLOW DR.</b>	For IRS use only
	City, town or post office state, and ZIP code For a foreign address, see instructions <b>TEMPE, AZ 85283</b>	

**Check type of return to be filed** (File a separate application for each return):

- |                                      |   |                                      |                                    |
|--------------------------------------|---|--------------------------------------|------------------------------------|
| <input type="checkbox"/> Form 990    | <input checked="" type="checkbox"/> Form 990-PF                   | <input type="checkbox"/> Form 1041-A | <input type="checkbox"/> Form 6069 |
| <input type="checkbox"/> Form 990-BL | <input type="checkbox"/> Form 990-T (sec. 401(a) or 408(a) trust) | <input type="checkbox"/> Form 4720   | <input type="checkbox"/> Form 8870 |
| <input type="checkbox"/> Form 990-EZ | <input type="checkbox"/> Form 990-T (trust other than above)      | <input type="checkbox"/> Form 5227   |                                    |

**STOP! Do not complete Part II if you were not already granted an automatic 3-month extension on a previously filed Form 8868.**

- The books are in the care of **ORGANIZATION**

Telephone No ▶ ( **480** ) **838-3277** FAX No. ▶ ( **480** ) **838-0913**

- If the organization does not have an office or place of business in the United States, check this box
- If this is for a Group Return, enter the organization's four digit Group Exemption Number (GEN) \_\_\_\_\_ . If this is for the whole group, check this box  . If it is for part of the group, check this box  and attach a list with the names and EINs of all members the extension is for.

- I request an additional 3-month extension of time until **NOVEMBER 15**, 20**10**
- For calendar year **2009**, or other tax year beginning \_\_\_\_\_, 20\_\_\_\_, and ending \_\_\_\_\_, 20\_\_\_\_.
- If this tax year is for less than 12 months, check reason:  Initial return  Final return  Change in accounting period
- State in detail why you need the extension **ADDITIONAL INFORMATION IS REQUIRED TO FILE A COMPLETE AND ACCURATE RETURN**

<b>8a</b> If this application is for Form 990-BL, 990-PF, 990-T, 4720, or 6069, enter the tentative tax, less any nonrefundable credits. See instructions.	<b>8a</b> \$ <b>0</b>
<b>b</b> If this application is for Form 990-PF, 990-T, 4720, or 6069, enter any refundable credits and estimated tax payments made. Include any prior year overpayment allowed as a credit and any amount paid previously with Form 8868.	<b>8b</b> \$ <b>0</b>
<b>c Balance Due.</b> Subtract line 8b from line 8a. Include your payment with this form, or, if required, deposit with FTD coupon or, if required, by using EFTPS (Electronic Federal Tax Payment System). See instructions.	<b>8c</b> \$ <b>0</b>

**Signature and Verification**

Under penalties of perjury, I declare that I have examined this form, including accompanying schedules and statements, and to the best of my knowledge and belief, it is true, correct, and complete, and that I am authorized to prepare this form

Signature ▶  Title ▶ **CPA** Date ▶ **8/12/10**