



See a Social Security Number? Say Something!
Report Privacy Problems to <https://public.resource.org/privacy>
Or call the IRS Identity Theft Hotline at 1-800-908-4490





See a Social Security Number? Say Something!
Report Privacy Problems to <https://public.resource.org/privacy>
Or call the IRS Identity Theft Hotline at 1-800-908-4490



Return of Private Foundation or Section 4947(a)(1) Nonexempt Charitable Trust Treated as a Private Foundation

2009

Department of the Treasury
Internal Revenue Service

Note. The foundation may be able to use a copy of this return to satisfy state reporting requirements.

For calendar year 2009, or tax year beginning _____, and ending _____

G Check all that apply: Initial return Initial return of a former public charity Final return
 Amended return Address change Name change

Use the IRS label. Otherwise, print or type. See Specific Instructions	Name of foundation THE LANBOURN CHARITABLE FOUNDATION	A Employer identification number 84-1549683
	C/O JUSTIN JASCHKE	B Telephone number 303-770-5700
	Number and street (or P O box number if mail is not delivered to street address) Room/suite 5299 DTC BLVD., SUITE 1000	
	City or town, state, and ZIP code GREENWOOD VILLAGE, CO 80111	C If exemption application is pending, check here <input type="checkbox"/> D 1 Foreign organizations, check here <input type="checkbox"/> 2. Foreign organizations meeting the 85% test, check here and attach computation <input type="checkbox"/>
H Check type of organization: <input checked="" type="checkbox"/> Section 501(c)(3) exempt private foundation <input type="checkbox"/> Section 4947(a)(1) nonexempt charitable trust <input type="checkbox"/> Other taxable private foundation		E If private foundation status was terminated under section 507(b)(1)(A), check here <input type="checkbox"/>
I Fair market value of all assets at end of year (from Part II, col (c), line 16) \$ 955,499. (Part I, column (d) must be on cash basis)	J Accounting method: <input checked="" type="checkbox"/> Cash <input type="checkbox"/> Accrual <input type="checkbox"/> Other (specify) _____	F If the foundation is in a 60-month termination under section 507(b)(1)(B), check here <input type="checkbox"/>

	(a) Revenue and expenses per books	(b) Net investment income	(c) Adjusted net income	(d) Disbursements for charitable purposes (cash basis only)	
Part I Analysis of Revenue and Expenses (The total of amounts in columns (b), (c), and (d) may not necessarily equal the amounts in column (a))					
Revenue	1 Contributions, gifts, grants, etc., received	1,882.			
	2 Check <input checked="" type="checkbox"/> if the foundation is not required to attach Sch B Interest on savings and temporary cash investments				
	3 Dividends and interest from securities	28,536.	28,536.		STATEMENT 1
	5a Gross rents Net rental income or (loss)				
	6a Net gain or (loss) from sale of assets not on line 10 Gross sales price for all assets on line 6a 478,814.	-22,104.			
	7 Capital gain net income (from Part IV, line 2) Net short-term capital gain		0.		
	9 Income modifications Gross sales less returns and allowances				
	10 Gross profit or (loss)				
	11 Other income	1,312.	1,312.	0.	STATEMENT 2
	12 Total. Add lines 1 through 11	9,626.	29,848.	0.	
Operating and Administrative Expenses	13 Compensation of officers, directors, trustees, and other employees salaries and wages	0.	0.	0.	
	14 Other employee salaries and wages				
	15 Pension plans, employee benefits				
	16a Legal fees				
	b Accounting fees STMT 3	1,865.	0.	0.	1,865.
	c Other professional fees STMT 4	5,507.	5,507.	0.	0.
	17 Interest				
	18 Taxes STMT 5	780.	763.	0.	0.
	19 Depreciation and depletion				
	20 Occupancy				
21 Travel, conferences, and meetings					
22 Printing and publications					
23 Other expenses STMT 6	150.	150.	0.	0.	
24 Total operating and administrative expenses. Add lines 13 through 23	8,302.	6,420.	0.	1,865.	
25 Contributions, gifts, grants paid	116,250.			116,250.	
26 Total expenses and disbursements. Add lines 24 and 25	124,552.	6,420.	0.	118,115.	
27 Subtract line 26 from line 12:					
a Excess of revenue over expenses and disbursements	-114,926.				
b Net investment income (if negative, enter -0-)		23,428.			
c Adjusted net income (if negative, enter -0-)			0.		

18

THE LANBOURN CHARITABLE FOUNDATION
C/O JUSTIN JASCHKE

Form 990-PF (2009)

84-1549683

Page 2

Part II Balance Sheets Attached schedules and amounts in the description column should be for end-of-year amounts only		Beginning of year	End of year	
		(a) Book Value	(b) Book Value	(c) Fair Market Value
Assets	1 Cash - non-interest-bearing			
	2 Savings and temporary cash investments	245,582.	70,617.	70,617.
	3 Accounts receivable ▶ Less: allowance for doubtful accounts ▶			
	4 Pledges receivable ▶ Less: allowance for doubtful accounts ▶			
	5 Grants receivable			
	6 Receivables due from officers, directors, trustees, and other disqualified persons			
	7 Other notes and loans receivable ▶ Less: allowance for doubtful accounts ▶			
	8 Inventories for sale or use			
	9 Prepaid expenses and deferred charges			
	10a Investments - U.S. and state government obligations			
	b Investments - corporate stock STMT 7	697,171.	757,210.	884,882.
	c Investments - corporate bonds			
	11 Investments - land, buildings, and equipment: basis ▶ Less accumulated depreciation ▶			
	12 Investments - mortgage loans			
	13 Investments - other			
14 Land, buildings, and equipment: basis ▶ Less accumulated depreciation ▶				
15 Other assets (describe ▶ _____)				
16 Total assets (to be completed by all filers)	942,753.	827,827.	955,499.	
Liabilities	17 Accounts payable and accrued expenses			
	18 Grants payable			
	19 Deferred revenue			
	20 Loans from officers, directors, trustees, and other disqualified persons			
	21 Mortgages and other notes payable			
22 Other liabilities (describe ▶ _____)				
23 Total liabilities (add lines 17 through 22)	0.	0.		
Net Assets or Fund Balances	Foundations that follow SFAS 117, check here ▶ <input checked="" type="checkbox"/> and complete lines 24 through 26 and lines 30 and 31			
	24 Unrestricted	942,753.	827,827.	
	25 Temporarily restricted			
	26 Permanently restricted			
	Foundations that do not follow SFAS 117, check here ▶ <input type="checkbox"/> and complete lines 27 through 31			
	27 Capital stock, trust principal, or current funds			
	28 Paid-in or capital surplus, or land, bldg., and equipment fund			
29 Retained earnings, accumulated income, endowment, or other funds				
30 Total net assets or fund balances	942,753.	827,827.		
31 Total liabilities and net assets/fund balances	942,753.	827,827.		

Part III Analysis of Changes in Net Assets or Fund Balances

1 Total net assets or fund balances at beginning of year - Part II, column (a), line 30 (must agree with end-of-year figure reported on prior year's return)	1	942,753.
2 Enter amount from Part I, line 27a	2	-114,926.
3 Other increases not included in line 2 (itemize) ▶ _____	3	0.
4 Add lines 1, 2, and 3	4	827,827.
5 Decreases not included in line 2 (itemize) ▶ _____	5	0.
6 Total net assets or fund balances at end of year (line 4 minus line 5) - Part II, column (b), line 30	6	827,827.

Form 990-PF (2009)

THE LANBOURN CHARITABLE FOUNDATION
C/O JUSTIN JASCHKE

Form 990-PF (2009)

84-1549683 Page 3

Part IV Capital Gains and Losses for Tax on Investment Income

(a) List and describe the kind(s) of property sold (e.g., real estate, 2-story brick warehouse; or common stock, 200 shs. MLC Co.)	(b) How acquired P - Purchase D - Donation	(c) Date acquired (mo., day, yr.)	(d) Date sold (mo., day, yr.)
1a			
b SEE ATTACHED STATEMENT			
c			
d			
e			
(e) Gross sales price	(f) Depreciation allowed (or allowable)	(g) Cost or other basis plus expense of sale	(h) Gain or (loss) (e) plus (f) minus (g)
a			
b			
c			
d			
e 478,814.		500,918.	-22,104.
Complete only for assets showing gain in column (h) and owned by the foundation on 12/31/69			(l) Gains (Col. (h) gain minus col. (k), but not less than -0-) or Losses (from col. (h))
(i) F.M.V. as of 12/31/69	(j) Adjusted basis as of 12/31/69	(k) Excess of col. (i) over col. (j), if any	
a			
b			
c			
d			
e			-22,104.
2 Capital gain net income or (net capital loss)	{ If gain, also enter in Part I, line 7 If (loss), enter -0- in Part I, line 7 }		2 -22,104.
3 Net short-term capital gain or (loss) as defined in sections 1222(5) and (6): If gain, also enter in Part I, line 8, column (c). If (loss), enter -0- in Part I, line 8			3 N/A

Part V Qualification Under Section 4940(e) for Reduced Tax on Net Investment Income

(For optional use by domestic private foundations subject to the section 4940(a) tax on net investment income.)

If section 4940(d)(2) applies, leave this part blank.

Was the foundation liable for the section 4942 tax on the distributable amount of any year in the base period? Yes No

If "Yes," the foundation does not qualify under section 4940(e). Do not complete this part.

1 Enter the appropriate amount in each column for each year; see instructions before making any entries.

(a) Base period years Calendar year (or tax year beginning in)	(b) Adjusted qualifying distributions	(c) Net value of noncharitable-use assets	(d) Distribution ratio (col. (b) divided by col. (c))
2008	144,565.	816,018.	.177159
2007	75,000.	970,415.	.077287
2006	125,000.	884,258.	.141361
2005	115,000.	1,118,696.	.102798
2004	279,349.	1,043,522.	.267698
2 Total of line 1, column (d)			2 .766303
3 Average distribution ratio for the 5-year base period - divide the total on line 2 by 5, or by the number of years the foundation has been in existence if less than 5 years			3 .153261
4 Enter the net value of noncharitable-use assets for 2009 from Part X, line 5			4 890,451.
5 Multiply line 4 by line 3			5 136,471.
6 Enter 1% of net investment income (1% of Part I, line 27b)			6 234.
7 Add lines 5 and 6			7 136,705.
8 Enter qualifying distributions from Part XII, line 4			8 118,115.

If line 8 is equal to or greater than line 7, check the box in Part VI, line 1b, and complete that part using a 1% tax rate. See the Part VI instructions.

THE LANBOURN CHARITABLE FOUNDATION
C/O JUSTIN JASCHKE

Form 990-PF (2009)

84-1549683 Page 4

Part VI Excise Tax Based on Investment Income (Section 4940(a), 4940(b), 4940(e), or 4948 - see instructions)

1a Exempt operating foundations described in section 4940(d)(2), check here <input type="checkbox"/> and enter "N/A" on line 1. Date of ruling or determination letter: _____ (attach copy of letter if necessary-see instructions)			
b Domestic foundations that meet the section 4940(e) requirements in Part V, check here <input type="checkbox"/> and enter 1% of Part I, line 27b		1	469.
c All other domestic foundations enter 2% of line 27b. Exempt foreign organizations enter 4% of Part I, line 12, col. (b)			
2 Tax under section 511 (domestic section 4947(a)(1) trusts and taxable foundations only. Others enter -0-)		2	0.
3 Add lines 1 and 2		3	469.
4 Subtitle A (income) tax (domestic section 4947(a)(1) trusts and taxable foundations only. Others enter -0-)		4	0.
5 Tax based on investment income. Subtract line 4 from line 3. If zero or less, enter -0-		5	469.
6 Credits/Payments:			
a 2009 estimated tax payments and 2008 overpayment credited to 2009	6a		
b Exempt foreign organizations - tax withheld at source	6b		
c Tax paid with application for extension of time to file (Form 8868)	6c		
d Backup withholding erroneously withheld	6d		
7 Total credits and payments. Add lines 6a through 6d	7		0.
8 Enter any penalty for underpayment of estimated tax. Check here <input type="checkbox"/> if Form 2220 is attached	8		
9 Tax due. If the total of lines 5 and 8 is more than line 7, enter amount owed	9		469.
10 Overpayment. If line 7 is more than the total of lines 5 and 8, enter the amount overpaid	10		
11 Enter the amount of line 10 to be: Credited to 2010 estimated tax <input type="checkbox"/> Refunded <input type="checkbox"/>	11		

Part VII-A Statements Regarding Activities

	Yes	No
1a During the tax year, did the foundation attempt to influence any national, state, or local legislation or did it participate or intervene in any political campaign?		X
b Did it spend more than \$100 during the year (either directly or indirectly) for political purposes (see instructions for definition)? If the answer is "Yes" to 1a or 1b, attach a detailed description of the activities and copies of any materials published or distributed by the foundation in connection with the activities		X
c Did the foundation file Form 1120-POL for this year?		X
d Enter the amount (if any) of tax on political expenditures (section 4955) imposed during the year: (1) On the foundation. ▶ \$ 0. (2) On foundation managers. ▶ \$ 0.		
e Enter the reimbursement (if any) paid by the foundation during the year for political expenditure tax imposed on foundation managers. ▶ \$ 0.		
2 Has the foundation engaged in any activities that have not previously been reported to the IRS? If "Yes," attach a detailed description of the activities.		X
3 Has the foundation made any changes, not previously reported to the IRS, in its governing instrument, articles of incorporation, or bylaws, or other similar instruments? If "Yes," attach a conformed copy of the changes		X
4a Did the foundation have unrelated business gross income of \$1,000 or more during the year?		X
b If "Yes," has it filed a tax return on Form 990-T for this year?	N/A	
5 Was there a liquidation, termination, dissolution, or substantial contraction during the year? If "Yes," attach the statement required by General Instruction T.		X
6 Are the requirements of section 508(e) (relating to sections 4941 through 4945) satisfied either: • By language in the governing instrument, or • By state legislation that effectively amends the governing instrument so that no mandatory directions that conflict with the state law remain in the governing instrument?		X
7 Did the foundation have at least \$5,000 in assets at any time during the year? If "Yes," complete Part II, col (c), and Part XV	X	
8a Enter the states to which the foundation reports or with which it is registered (see instructions) ▶ CO		
b If the answer is "Yes" to line 7, has the foundation furnished a copy of Form 990-PF to the Attorney General (or designate) of each state as required by General Instruction G? If "No," attach explanation	X	
9 Is the foundation claiming status as a private operating foundation within the meaning of section 4942(j)(3) or 4942(j)(5) for calendar year 2009 or the taxable year beginning in 2009 (see instructions for Part XIV)? If "Yes," complete Part XIV		X
10 Did any persons become substantial contributors during the tax year? If "Yes," attach a schedule listing their names and addresses		X

Form 990-PF (2009)

**THE LANBOURN CHARITABLE FOUNDATION
C/O JUSTIN JASCHKE**

Form 990-PF (2009)

84-1549683

Page 5

Part VII-A Statements Regarding Activities (continued)

11 At any time during the year, did the foundation, directly or indirectly, own a controlled entity within the meaning of section 512(b)(13)? If "Yes," attach schedule (see instructions)	11		X
12 Did the foundation acquire a direct or indirect interest in any applicable insurance contract before August 17, 2008?	12		X
13 Did the foundation comply with the public inspection requirements for its annual returns and exemption application? Website address ► N/A	13	X	
14 The books are in care of ► THE FOUNDATION Telephone no. ► (303) 770-5700 Located at ► 5299 DTC BLVD., SUITE #1000, GREENWOOD VILLAGE CO ZIP+4 ► 80111			
15 Section 4947(a)(1) nonexempt charitable trusts filing Form 990-PF in lieu of Form 1041 - Check here and enter the amount of tax-exempt interest received or accrued during the year			15
			N/A

Part VII-B Statements Regarding Activities for Which Form 4720 May Be Required

File Form 4720 if any item is checked in the "Yes" column, unless an exception applies.

		Yes	No
1a During the year did the foundation (either directly or indirectly):			
(1) Engage in the sale or exchange, or leasing of property with a disqualified person? <input type="checkbox"/> Yes <input checked="" type="checkbox"/> No			
(2) Borrow money from, lend money to, or otherwise extend credit to (or accept it from) a disqualified person? <input type="checkbox"/> Yes <input checked="" type="checkbox"/> No			
(3) Furnish goods, services, or facilities to (or accept them from) a disqualified person? <input type="checkbox"/> Yes <input checked="" type="checkbox"/> No			
(4) Pay compensation to, or pay or reimburse the expenses of, a disqualified person? <input type="checkbox"/> Yes <input checked="" type="checkbox"/> No			
(5) Transfer any income or assets to a disqualified person (or make any of either available for the benefit or use of a disqualified person)? <input type="checkbox"/> Yes <input checked="" type="checkbox"/> No			
(6) Agree to pay money or property to a government official? (Exception. Check "No" if the foundation agreed to make a grant to or to employ the official for a period after termination of government service, if terminating within 90 days.) <input type="checkbox"/> Yes <input checked="" type="checkbox"/> No			
b If any answer is "Yes" to 1a(1)-(6), did any of the acts fail to qualify under the exceptions described in Regulations section 53.4941(d)-3 or in a current notice regarding disaster assistance (see page 20 of the instructions)? Organizations relying on a current notice regarding disaster assistance check here N/A ► <input type="checkbox"/>	1b		
c Did the foundation engage in a prior year in any of the acts described in 1a, other than excepted acts, that were not corrected before the first day of the tax year beginning in 2009?	1c		X
2 Taxes on failure to distribute income (section 4942) (does not apply for years the foundation was a private operating foundation defined in section 4942(j)(3) or 4942(j)(5)):			
a At the end of tax year 2009, did the foundation have any undistributed income (lines 6d and 6e, Part XIII) for tax year(s) beginning before 2009? <input type="checkbox"/> Yes <input checked="" type="checkbox"/> No If "Yes," list the years ► _____, _____, _____			
b Are there any years listed in 2a for which the foundation is not applying the provisions of section 4942(a)(2) (relating to incorrect valuation of assets) to the year's undistributed income? (If applying section 4942(a)(2) to all years listed, answer "No" and attach statement - see instructions.) N/A	2b		
c If the provisions of section 4942(a)(2) are being applied to any of the years listed in 2a, list the years here. ► _____, _____, _____			
3a Did the foundation hold more than a 2% direct or indirect interest in any business enterprise at any time during the year? <input type="checkbox"/> Yes <input checked="" type="checkbox"/> No			
b If "Yes," did it have excess business holdings in 2009 as a result of (1) any purchase by the foundation or disqualified persons after May 26, 1969; (2) the lapse of the 5-year period (or longer period approved by the Commissioner under section 4943(c)(7)) to dispose of holdings acquired by gift or bequest; or (3) the lapse of the 10-, 15-, or 20-year first phase holding period? (Use Schedule C, Form 4720, to determine if the foundation had excess business holdings in 2009) N/A	3b		
4a Did the foundation invest during the year any amount in a manner that would jeopardize its charitable purposes?	4a		X
b Did the foundation make any investment in a prior year (but after December 31, 1969) that could jeopardize its charitable purpose that had not been removed from jeopardy before the first day of the tax year beginning in 2009?	4b		X

Form 990-PF (2009)

Part VII-B Statements Regarding Activities for Which Form 4720 May Be Required (continued)

5a During the year did the foundation pay or incur any amount to:

- (1) Carry on propaganda, or otherwise attempt to influence legislation (section 4945(e))? Yes No
- (2) Influence the outcome of any specific public election (see section 4955); or to carry on, directly or indirectly, any voter registration drive? Yes No
- (3) Provide a grant to an individual for travel, study, or other similar purposes? Yes No
- (4) Provide a grant to an organization other than a charitable, etc., organization described in section 509(a)(1), (2), or (3), or section 4940(d)(2)? Yes No
- (5) Provide for any purpose other than religious, charitable, scientific, literary, or educational purposes, or for the prevention of cruelty to children or animals? Yes No

b If any answer is "Yes" to 5a(1)-(5), did any of the transactions fail to qualify under the exceptions described in Regulations section 53.4945 or in a current notice regarding disaster assistance (see instructions)?

N/A

5b

Organizations relying on a current notice regarding disaster assistance check here

c If the answer is "Yes" to question 5a(4), does the foundation claim exemption from the tax because it maintained expenditure responsibility for the grant?

N/A

Yes No

If "Yes," attach the statement required by Regulations section 53.4945-5(d)

6a Did the foundation, during the year, receive any funds, directly or indirectly, to pay premiums on a personal benefit contract?

Yes No

6b

X

b Did the foundation, during the year, pay premiums, directly or indirectly, on a personal benefit contract?

If "Yes" to 6b, file Form 8870

7a At any time during the tax year, was the foundation a party to a prohibited tax shelter transaction?

Yes No

b If yes, did the foundation receive any proceeds or have any net income attributable to the transaction?

N/A

7b

Part VIII Information About Officers, Directors, Trustees, Foundation Managers, Highly Paid Employees, and Contractors

1 List all officers, directors, trustees, foundation managers and their compensation.

(a) Name and address	(b) Title, and average hours per week devoted to position	(c) Compensation (If not paid, enter -0-)	(d) Contributions to employee benefit plans and deferred compensation	(e) Expense account, other allowances
JUSTIN JASCHKE 5299 DTC BLVD., SUITE #1000 ENGLEWOOD, CO 80111	PRESIDENT 0.50	0.	0.	0.
ANN GAIL 5299 DTC BLVD., SUITE #1000 ENGLEWOOD, CO 80111	SECRETARY/TREASURER 0.50	0.	0.	0.

2 Compensation of five highest-paid employees (other than those included on line 1). If none, enter "NONE."

(a) Name and address of each employee paid more than \$50,000	(b) Title, and average hours per week devoted to position	(c) Compensation	(d) Contributions to employee benefit plans and deferred compensation	(e) Expense account, other allowances
NONE				

Total number of other employees paid over \$50,000

0

Part VIII Information About Officers, Directors, Trustees, Foundation Managers, Highly Paid Employees, and Contractors (continued)

3 Five highest-paid independent contractors for professional services. If none, enter "NONE."

(a) Name and address of each person paid more than \$50,000	(b) Type of service	(c) Compensation
NONE		

Total number of others receiving over \$50,000 for professional services ▶ **0**

Part IX-A Summary of Direct Charitable Activities

List the foundation's four largest direct charitable activities during the tax year. Include relevant statistical information such as the number of organizations and other beneficiaries served, conferences convened, research papers produced, etc.	Expenses
1 N/A	
2	
3	
4	

Part IX-B Summary of Program-Related Investments

Describe the two largest program-related investments made by the foundation during the tax year on lines 1 and 2.	Amount
1 N/A	
2	
3 All other program-related investments. See instructions.	
Total. Add lines 1 through 3 ▶	0.

THE LANBOURN CHARITABLE FOUNDATION
C/O JUSTIN JASCHKE

Form 990-PF (2009)

84-1549683 Page 8

Part X Minimum Investment Return (All domestic foundations must complete this part. Foreign foundations, see instructions.)

1	Fair market value of assets not used (or held for use) directly in carrying out charitable, etc., purposes:		
a	Average monthly fair market value of securities	1a	745,811.
b	Average of monthly cash balances	1b	158,200.
c	Fair market value of all other assets	1c	0.
d	Total (add lines 1a, b, and c)	1d	904,011.
e	Reduction claimed for blockage or other factors reported on lines 1a and 1c (attach detailed explanation)	1e	0.
2	Acquisition indebtedness applicable to line 1 assets	2	0.
3	Subtract line 2 from line 1d	3	904,011.
4	Cash deemed held for charitable activities. Enter 1 1/2% of line 3 (for greater amount, see instructions)	4	13,560.
5	Net value of noncharitable-use assets. Subtract line 4 from line 3. Enter here and on Part V, line 4	5	890,451.
6	Minimum investment return. Enter 5% of line 5	6	44,523.

Part XI Distributable Amount (see instructions) (Section 4942(j)(3) and (j)(5) private operating foundations and certain foreign organizations check here and do not complete this part.)

1	Minimum investment return from Part X, line 6	1	44,523.
2a	Tax on investment income for 2009 from Part VI, line 5	2a	469.
b	Income tax for 2009. (This does not include the tax from Part VI.)	2b	
c	Add lines 2a and 2b	2c	469.
3	Distributable amount before adjustments. Subtract line 2c from line 1	3	44,054.
4	Recoveries of amounts treated as qualifying distributions	4	0.
5	Add lines 3 and 4	5	44,054.
6	Deduction from distributable amount (see instructions)	6	0.
7	Distributable amount as adjusted. Subtract line 6 from line 5. Enter here and on Part XIII, line 1	7	44,054.

Part XII Qualifying Distributions (see instructions)

1	Amounts paid (including administrative expenses) to accomplish charitable, etc., purposes:		
a	Expenses, contributions, gifts, etc. - total from Part I, column (d), line 26	1a	118,115.
b	Program-related investments - total from Part IX-B	1b	0.
2	Amounts paid to acquire assets used (or held for use) directly in carrying out charitable, etc., purposes	2	
3	Amounts set aside for specific charitable projects that satisfy the:		
a	Suitability test (prior IRS approval required)	3a	
b	Cash distribution test (attach the required schedule)	3b	
4	Qualifying distributions. Add lines 1a through 3b. Enter here and on Part V, line 8, and Part XIII, line 4	4	118,115.
5	Foundations that qualify under section 4940(e) for the reduced rate of tax on net investment income. Enter 1% of Part I, line 27b	5	0.
6	Adjusted qualifying distributions. Subtract line 5 from line 4	6	118,115.

Note. The amount on line 6 will be used in Part V, column (b), in subsequent years when calculating whether the foundation qualifies for the section 4940(e) reduction of tax in those years.

Form 990-PF (2009)

THE LANBOURN CHARITABLE FOUNDATION
C/O JUSTIN JASCHKE

Part XIII Undistributed Income (see instructions)

	(a) Corpus	(b) Years prior to 2008	(c) 2008	(d) 2009
1 Distributable amount for 2009 from Part XI, line 7				44,054.
2 Undistributed income, if any, as of the end of 2009				
a Enter amount for 2008 only			0.	
b Total for prior years:		0.		
3 Excess distributions carryover, if any, to 2009:				
a From 2004	228,475.			
b From 2005	60,891.			
c From 2006	81,879.			
d From 2007	28,097.			
e From 2008	104,634.			
f Total of lines 3a through e	503,976.			
4 Qualifying distributions for 2009 from Part XII, line 4: ▶ \$	118,115.			
a Applied to 2008, but not more than line 2a			0.	
b Applied to undistributed income of prior years (Election required - see instructions)		0.		
c Treated as distributions out of corpus (Election required - see instructions)	0.			
d Applied to 2009 distributable amount				44,054.
e Remaining amount distributed out of corpus	74,061.			
5 Excess distributions carryover applied to 2009 (If an amount appears in column (d), the same amount must be shown in column (a))	0.			0.
6 Enter the net total of each column as indicated below:				
a Corpus Add lines 3f, 4c, and 4e Subtract line 5	578,037.			
b Prior years' undistributed income. Subtract line 4b from line 2b		0.		
c Enter the amount of prior years' undistributed income for which a notice of deficiency has been issued, or on which the section 4942(a) tax has been previously assessed		0.		
d Subtract line 6c from line 6b. Taxable amount - see instructions		0.		
e Undistributed income for 2008. Subtract line 4a from line 2a. Taxable amount - see instr.			0.	
f Undistributed income for 2009. Subtract lines 4d and 5 from line 1. This amount must be distributed in 2010				0.
7 Amounts treated as distributions out of corpus to satisfy requirements imposed by section 170(b)(1)(F) or 4942(g)(3)	0.			
8 Excess distributions carryover from 2004 not applied on line 5 or line 7	228,475.			
9 Excess distributions carryover to 2010 Subtract lines 7 and 8 from line 6a	349,562.			
10 Analysis of line 9:				
a Excess from 2005	60,891.			
b Excess from 2006	81,879.			
c Excess from 2007	28,097.			
d Excess from 2008	104,634.			
e Excess from 2009	74,061.			

Part XIV Private Operating Foundations (see instructions and Part VII-A, question 9) N/A

1 a If the foundation has received a ruling or determination letter that it is a private operating foundation, and the ruling is effective for 2009, enter the date of the ruling ▶

b Check box to indicate whether the foundation is a private operating foundation described in section 4942(j)(3) or 4942(j)(5)

	Tax year				(e) Total
	(a) 2009	(b) 2008	(c) 2007	(d) 2006	
2 a Enter the lesser of the adjusted net income from Part I or the minimum investment return from Part X for each year listed					
b 85% of line 2a					
c Qualifying distributions from Part XII, line 4 for each year listed					
d Amounts included in line 2c not used directly for active conduct of exempt activities					
e Qualifying distributions made directly for active conduct of exempt activities. Subtract line 2d from line 2c					
3 Complete 3a, b, or c for the alternative test relied upon:					
a "Assets" alternative test - enter:					
(1) Value of all assets					
(2) Value of assets qualifying under section 4942(j)(3)(B)(i)					
b "Endowment" alternative test - enter 2/3 of minimum investment return shown in Part X, line 6 for each year listed					
c "Support" alternative test - enter:					
(1) Total support other than gross investment income (interest, dividends, rents, payments on securities loans (section 512(a)(5)), or royalties)					
(2) Support from general public and 5 or more exempt organizations as provided in section 4942(j)(3)(B)(iii)					
(3) Largest amount of support from an exempt organization					
(4) Gross investment income					

Part XV Supplementary Information (Complete this part only if the foundation had \$5,000 or more in assets at any time during the year-see the instructions.)

1 Information Regarding Foundation Managers:

a List any managers of the foundation who have contributed more than 2% of the total contributions received by the foundation before the close of any tax year (but only if they have contributed more than \$5,000). (See section 507(d)(2).)

SEE STATEMENT 8

b List any managers of the foundation who own 10% or more of the stock of a corporation (or an equally large portion of the ownership of a partnership or other entity) of which the foundation has a 10% or greater interest.

NONE

2 Information Regarding Contribution, Grant, Gift, Loan, Scholarship, etc., Programs

Check here if the foundation only makes contributions to preselected charitable organizations and does not accept unsolicited requests for funds. If the foundation makes gifts, grants, etc. (see instructions) to individuals or organizations under other conditions, complete items 2a, b, c, and d.

- a** The name, address, and telephone number of the person to whom applications should be addressed:
-
- b** The form in which applications should be submitted and information and materials they should include:
-
- c** Any submission deadlines:
-
- d** Any restrictions or limitations on awards, such as by geographical areas, charitable fields, kinds of institutions, or other factors:

THE LANBOURN CHARITABLE FOUNDATION
C/O JUSTIN JASCHKE

Form 990-PF (2009)

84-1549683 Page 11

Part XV Supplementary Information (continued)

3 Grants and Contributions Paid During the Year or Approved for Future Payment

Recipient Name and address (home or business)	If recipient is an individual, show any relationship to any foundation manager or substantial contributor	Foundation status of recipient	Purpose of grant or contribution	Amount
<p><i>a Paid during the year</i> UNIVERSITY OF PUGET SOUND 1500 N WARNER TACOMA, WA 98416</p>	NONE	SCHOOL	GENERAL FUND	100,000.
<p>YOUTH ADVOCACY 281 SIXTH AVENUE NEW YORK, NY 10014</p>	NONE	501(C)(3)	GENERAL FUND	10,000.
<p>DUMB FRIENDS LEAGUE 2080 SOUTH QUEBEC STREET DENVER, CO 80231</p>	NONE	501(C)(3)	GENERAL FUND	250.
<p>MILE HI UNITED WAY 2505 18TH STREET DENVER, CO 80211</p>	NONE	501(C)(3)	GENERAL FUND	1,000.
<p>THE STANFORD FUND 450 SERRA MALL STANFORD, CA 94305</p>	NONE	SCHOOL	GENERAL FUND	5,000.
Total				▶ 3a 116,250.
b Approved for future payment				
NONE				
Total				▶ 3b 0.

Part IV Capital Gains and Losses for Tax on Investment Income

(a) List and describe the kind(s) of property sold, e.g., real estate, 2-story brick warehouse; or common stock, 200 shs. MLC Co.	(b) How acquired P - Purchase D - Donation	(c) Date acquired (mo., day, yr.)	(d) Date sold (mo., day, yr.)
1a SEE ATTACHED UBS #68884 GAIN/LOSS REPORT		01/17/08	01/05/09
b SEE ATTACHED UBS #69586 GAIN/LOSS REPORT		VARIOUS	VARIOUS
c SEE ATTACHED UBS #69586 GAIN/LOSS REPORT		VARIOUS	VARIOUS
d SEE ATTACHED UBS #05236 GAIN/LOSS REPORT		VARIOUS	VARIOUS
e SEE ATTACHED UBS #05236 GAIN/LOSS REPORT		VARIOUS	VARIOUS
f SEE ATTACHED UBS #69585 GAIN/LOSS REPORT		VARIOUS	VARIOUS
g			
h			
i			
j			
k			
l			
m			
n			
o			

(e) Gross sales price	(f) Depreciation allowed (or allowable)	(g) Cost or other basis plus expense of sale	(h) Gain or (loss) (e) plus (f) minus (g)
a 200,004.		200,000.	4.
b 40,713.		42,104.	-1,391.
c 28,381.		53,736.	-25,355.
d 80,047.		71,750.	8,297.
e 69,251.		83,263.	-14,012.
f 60,418.		50,065.	10,353.
g			
h			
i			
j			
k			
l			
m			
n			
o			

Complete only for assets showing gain in column (h) and owned by the foundation on 12/31/69

(i) F.M.V. as of 12/31/69	(j) Adjusted basis as of 12/31/69	(k) Excess of col. (i) over col. (j), if any	(l) Losses (from col. (h)) Gains (excess of col. (h) gain over col. (k), but not less than "-0-")
a			4.
b			-1,391.
c			-25,355.
d			8,297.
e			-14,012.
f			10,353.
g			
h			
i			
j			
k			
l			
m			
n			
o			

2 Capital gain net income or (net capital loss) { If gain, also enter in Part I, line 7 If (loss), enter "-0-" in Part I, line 7 }	2	-22,104.
3 Net short-term capital gain or (loss) as defined in sections 1222(5) and (6): If gain, also enter in Part I, line 8, column (c). If (loss), enter "-0-" in Part I, line 8 }	3	N/A



Friendly account name: Lanbourne RMA
 Account number: AB 68884 20

Realized gains and losses

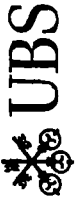
Estimated 2009 gains and losses for transactions with trade dates through 12/31/09 have been incorporated into this statement. To calculate gains and losses, we liquidate the oldest security lot first. This is known as the first-in, first-out or FIFO accounting method. We use this method unless you specified which tax lot to close when you placed your order. This is known as a versus purchases or VSP order. See *important information about your statement* on the last page of this statement for more information.

We may not adjust gains and losses for all capital changes. Cost basis for coupon tax-exempt municipal securities, include securities subject to AMT, has been adjusted for mandatory amortization of bond premium. Estimates in the Unclassified section can not be classified as short term or long term because information is missing, or the product is one in which the gain/loss calculation is not provided.

Short-term capital gains and losses

Security description	Method	Quantity or face value (\$)	Purchase date	Sale date	Sale amount (\$)	Purchase amount (\$)	Loss (\$)	Gain (\$)	Net gain or loss (\$)
EATON VANCE SENIOR INCOME TRUST (THUR)	FIFO	8,000	Jan 17, 08	Jan 05, 09	200,003.62	200,000.00		3.62	3.62
SER B AUCTION PFD 0.063%									\$3.62

Net capital gains/losses:



UBS Financial Services Inc.
370 17TH STREET
SUITE 4100
DENVER CO 80202-5697
EPP1000812347 1209 AB 0

2009 Year End Summary

Account name: THE LANBOURN CHARITABLE
FOUNDATION

Friendly account name: Lanb - Brandes

Account number: AB 69586 20

Your Financial Advisor:

OLSON, JAMES M.

Phone: 303-436-9000/800-722-2408

THE LANBOURN CHARITABLE
FOUNDATION
MANAGED BY BRANDES (G)
5616 S IVY CT
ENGLEWOOD CO 80111-1523

Summary of gains and losses

	Amount (\$)
Short term	-1,390.85
Long term	-25,354.61
Total	\$-26,745.46

Realized gains and losses

Estimated 2009 gains and losses for transactions with trade dates through 12/31/09 have been incorporated into this statement. To calculate gains and losses, we liquidate the oldest security lot first. This is known as the first-in, first-out or FIFO accounting method. We use this method unless you specified which tax lot to close when you placed your order. This is known as a versus purchases or VSP order. See important information about your statement on the last page of this statement for more information.

We may not adjust gains and losses for all capital changes. Cost basis for coupon tax-exempt municipal securities, include securities subject to AMT, has been adjusted for mandatory amortization of bond premium. Estimates in the Unclassified section can not be classified as short term or long term because information is missing, or the product is one in which the gain/loss calculation is not provided.

Short-term capital gains and losses

Security description	Method	Quantity or face value (\$)	Purchase date	Sale date	Sale amount (\$)	Purchase amount (\$)	Loss (\$)	Gain (\$)	Net gain or loss (\$)
BRASIL TELECOM S A SPON ADR	LIFO	0.180	Nov 24, 09	Nov 24, 09	2.86	3.02	-0.16		

continued next page



Member SIPC

00001613 00056294

EPP10002000812347 PP1000086081 00036 1209 002878143 0 AB 20



Friendly account name: Lamb - Brandes
Account number: AB 69586 20

Realized gains and losses (continued)
Short-term capital gains and losses (continued)

Security description	Method	Quantity or face value (\$)	Purchase date	Sale date	Sale amount (\$)	Purchase amount (\$)	Loss (\$)	Gain (\$)	Net gain or loss (\$)
BRASIL TELECOM SA REPSTG	LIFO	0.708	Nov 24, 09	Nov 24, 09	22.28	22.18		0.10	
PFD SHS SPON ADR	FIFO	25.000	Nov 05, 08	Feb 25, 09	513.07	524.93	-11.86		
BRISTOL MYERS SQUIBB CO	FIFO	320.000	Nov 05, 08	Mar 30, 09	760.00	4,233.28	-3,473.28		
CITIGROUP INC	FIFO	315.000	Jan 05, 09	Mar 30, 09	748.12	2,343.51	-1,595.39		
DOW CHEMICAL	FIFO	90.000	Nov 05, 08	Sep 18, 09	2,393.29	2,365.83		27.46	
	FIFO	90.000	Nov 05, 08	Jul 23, 09	1,807.71	2,365.83	-558.12		
EASTMAN KODAK CO	FIFO	245.000	Nov 05, 08	Aug 21, 09	1,065.72	2,319.37	-1,253.65		
FORD MOTOR CO COM NEW	FIFO	895.000	Nov 05, 08	Mar 18, 09	2,236.59	1,897.40		339.19	
GANNETT CO	FIFO	220.000	Nov 05, 08	Aug 13, 09	1,777.51	2,624.49	-846.98		
HSBC HOLDINGS PLC NEW GB	FIFO	25.000	Mar 31, 09	Nov 09, 09	1,442.67	462.19		980.48	
SPON ADR	FIFO	15.000	Nov 05, 08	Feb 25, 09	165.30	161.25		4.05	
KONINKLUKE AHOLD NV NEW	FIFO	95.000	Nov 05, 08	Feb 25, 09	768.68	751.45		17.23	
2007 SPON ADR	LIFO	0.058	Nov 05, 08	Nov 05, 09	1.93	0.88		1.05	
L M ERICSSON TELEFON CO	FIFO	30.000	Nov 05, 08	Feb 25, 09	510.66	678.90	-168.24		
SEK 10 NEW 2002 ADR	FIFO	155.000	Nov 05, 08	Sep 15, 09	1,409.14	756.40		652.74	
MERCK & CO INC NEW COM	Adjustment	0.750	Oct 16, 09	Oct 16, 09	13.37	13.25		0.12	
MICROSOFT CORP	FIFO	55.000	Nov 05, 08	Feb 25, 09	723.34	949.30	-225.96		
MOTOROLA INC	FIFO	0.584	May 27, 08	Jan 02, 09	28.33	84.86	-56.53		
PRIZER INC	LIFO	70.000	Nov 05, 08	Feb 25, 09	559.30	527.23		32.07	
PNC FINANCIAL SERVICES GROUP	FIFO	15.000	Nov 05, 08	Feb 25, 09	318.49	326.36	-7.87		
PORTUGAL TELECOM SGPS	FIFO	255.000	Nov 05, 08	Nov 05, 09	2,677.50	1,624.20		1,053.30	
S.A. 1 ADR = 1 ORD SPON ADR	FIFO	60.000	Jun 27, 08	Feb 25, 09	1,058.45	1,151.98	-93.53		
SAFWAY INC	FIFO	110.000	Nov 05, 08	Feb 25, 09	1,940.50	1,655.17		285.33	
SCHERING PLOUGH CORP	FIFO	175.000	Nov 05, 08	Mar 23, 09	785.74	1,835.58	-1,049.84		
***MERGER EFF 11/09**	FIFO	195.000	Nov 05, 08	Apr 20, 09	1,772.52	932.10		840.42	
SLM CORP VTG									
SUN MICROSYSTEMS INC NEW									

continued next page



ACCESS

Account name: THE LANBOURN CHARITABLE
Friendly account name: Lanb - Brandes
Account number: AB 69586 20

Your Financial Advisor:
OLSON, JAMES M.
303-436-9000/800-722-2408

Realized gains and losses (continued)

Short-term capital gains and losses (continued)

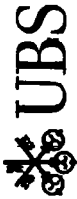
Security description	Method	Quantity or face value (\$)	Purchase date	Sale date	Sale amount (\$)	Purchase amount (\$)	Loss (\$)	Gain (\$)	Net gain or loss (\$)
SUPERVALU INC	FIFO	100,000	Nov 18, 08	Apr 20, 09	908.99	365.96		543.03	
TELECOM ITALIA SPA NEW	FIFO	195,000	Nov 05, 08	Apr 01, 09	1,546.26	932.10		614.16	
REPSTG 10 ORD SHS SPON	FIFO	40,000	Nov 05, 08	Feb 25, 09	719.76	585.56		134.20	
ADR	FIFO	10,000	Nov 05, 08	Feb 25, 09	114.41	131.27	-16.86		
TEXAS INSTRUMENTS	FIFO	45,000	Nov 05, 08	Jul 23, 09	1,072.28	836.87		235.41	
	FIFO	30,000	Oct 21, 08	Feb 25, 09	463.02	509.63	-46.61		
	FIFO	90,000	Nov 05, 08	Feb 25, 09	1,389.05	1,673.73	-284.68		
UNILEVER NV N Y SHS NEW	FIFO	25,000	Nov 05, 08	Aug 24, 09	700.93	622.98		77.95	
NETHERLANDS SPON ADR	FIFO	25,000	Nov 05, 08	Feb 25, 09	711.07	795.96	-84.89		
VERIZON COMMUNICATIONS	LIFO	0.910	May 28, 08	Jan 02, 09	25.23	96.14	-70.91		
INC	Adjustment	150,000	Nov 05, 08	Oct 16, 09	7,559.26	4,943.04		2,616.22	
WELLS FARGO & CO NEW	Adjustment				\$40,713.33	\$42,104.18	-\$9,845.36	\$8,454.51	-\$1,390.85
WYETH ***MERGER EFF.									
10/09***									
Total									

Long-term capital gains and losses

Security description	Method	Quantity or face value (\$)	Purchase date	Sale date	Sale amount (\$)	Purchase amount (\$)	Loss (\$)	Gain (\$)	Net gain or loss (\$)
BRASIL TELECOM PARTICIPACOES S A.	FIFO	13,000	Jun 21, 01	Nov 24, 09	778.97	520.29		258.68	
MERHGER EFF: 1/09	FIFO	60,000	Nov 21, 05	Feb 25, 09	1,231.38	1,325.74	-94.36		
BRISTOL MYERS SQUIBB CO	FIFO	40,000	Nov 01, 07	Mar 30, 09	95.00	1,544.98	-1,449.98		
CITIGROUP INC	FIFO	45,000	Nov 08, 07	Mar 30, 09	106.87	1,422.32	-1,315.45		
DOW CHEMICAL	FIFO	40,000	Dec 05, 06	Jul 23, 09	803.43	1,599.64	-796.21		
EASTMAN KODAK CO	FIFO	140,000	Sep 28, 05	Aug 21, 09	608.98	3,442.18	-2,833.20		
FAIRPOINT COMMUNICATIONS	FIFO	1,000	Oct 28, 05	Mar 30, 09	0.64	7.48	-6.84		
INC	FIFO	135,000	Nov 29, 05	Mar 18, 09	337.36	1,143.68	-806.32		
FORD MOTOR CO COM NEW	FIFO	280,000	May 03, 06	Mar 18, 09	699.72	1,926.40	-1,226.68		



continued next page

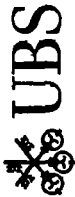


Friendly account name: Lamb - Brandes
Account number: AB 69586 20

Realized gains and losses (continued)
Long-term capital gains and losses (continued)

Security description	Method	Quantity or face value (\$)	Purchase date	Sale date	Sale amount (\$)	Purchase amount (\$)	Loss (\$)	Gain (\$)	Net gain or loss (\$)
GANNETT CO	FIFO	45 000	Mar 24, 06	Aug 13, 09	363 58	2,660 66	-2,297 08		
	FIFO	20 000	Aug 25, 06	Aug 13, 09	161 59	1,104 90	-943 31		
	FIFO	20 000	Jul 31, 07	Aug 13, 09	161 59	1,006 15	-844 56		
HSBC HOLDINGS PLC NEW GB									
SPON ADR	FIFO	20 000	Mar 23, 07	Nov 09, 09	1,154 14	1,776 58	-622 44		
	FIFO	40 000	Nov 05, 08	Nov 09, 09	2,308 28	2,447 60	-139 32		
INTEL CORP	FIFO	10 000	Mar 17, 06	Jul 31, 09	194 99	196 32	-1.33		
	FIFO	40 000	May 24, 06	Jul 31, 09	779 98	720 63		59 35	
KONINKLIJKE AHOLD NV NEW									
2007 SPON ADR	FIFO	150 000	Dec 17, 03	Feb 25, 09	1,652 98	1,389 19		263 79	
L M ERICSSON TELEFON CO									
SEK 10 NEW 2002 ADR	FIFO	120 000	Oct 24, 07	Feb 25, 09	970 96	1,777 55	-806 59		
	FIFO	80 000	Jan 03, 08	Feb 25, 09	647 31	925 16	-277 85		
MCLATCHY CO									
(HOLDING CO) CL A	FIFO	60 000	Sep 07, 07	Mar 30, 09	35 99	1,339 19	-1,303 20		
MICROSOFT CORP	FIFO	55 000	May 01, 06	Feb 25, 09	936 22	1,341 55	-405 33		
MOTOROLA INC	FIFO	20 000	Jul 10, 07	Sep 15, 09	181 83	352 44	-170 61		
	FIFO	120 000	Jun 18, 08	Sep 15, 09	1,090 95	1,040 70		50 25	
	FIFO	130 000	Jul 10, 07	Sep 04, 09	1,021 60	2,290 83	-1,269 23		
NORTEL NETWORKS CORP NEW									
(HOLDING CO)(NEW)	FIFO	66 000	May 13, 05	Jan 22, 09	5 38	1,727 23	-1,721 85		
PFIZER INC	FIFO	60 000	Dec 13, 04	Feb 25, 09	789 10	1,626 97	-837 87		
	FIFO	60 000	Jul 19, 07	Feb 25, 09	789 10	1,503 76	-714 66		
PORTUGAL TELECOM SGPS									
S A 1 ADR = 1 ORD SPON	FIFO	95 000	Feb 17, 04	Feb 25, 09	759 04	1,097 52	-338 48		
ADR	FIFO	55 000	Oct 11, 04	Feb 25, 09	1,167 81	1,095 91		71 90	
SAFEMAY INC									
SANOFL-AVENTIS SA SPON	FIFO	40 000	Dec 06, 06	Feb 25, 09	1,116 01	1,796 69	-680 68		
ADR	FIFO	20 000	Jun 25, 07	Feb 25, 09	558 01	808 58	-250 57		
SUPERVALU INC	FIFO	45 000	Jan 04, 08	Feb 25, 09	809 72	1,534 09	-724 37		

continued next page



ACCESS

THE LANBOURN CHARITABLE

Your Financial Advisor:
OLSON, JAMES M
303-436-9000/800-722-2408

Account name:
Friendly account name:
Account number:

Lamb - Brandes
AB 69586 20

Realized gains and losses (continued)

Long-term capital gains and losses (continued)

Security description	Method	Quantity or face value (\$)	Purchase date	Sale date	Sale amount (\$)	Purchase amount (\$)	Loss (\$)	Gain (\$)	Net gain or loss (\$)
TELECOM ITALIA SPA NEW REPSTG 10 ORD SHS SPON ADR	FIFO	130,000	Jun 21, 07	Feb 25, 09	1,487.32	3,668.46	-2,181.14		
TELMEX INTERNACIONAL SAB DE CV SER L SPON ADR	FIFO	40,000	Oct 26, 00	Sep 17, 09	583.30	277.78		305.52	
UNILEVER NV NY SHS NEW NETHERLANDS SPON ADR	FIFO	35,000	Jun 14, 06	Aug 24, 09	981.30	738.36		242.94	
UNISYS CORP **REVERSE SPLIT EFF 10/2009**	FIFO	40,000	Oct 23, 00	Aug 07, 09	85.71	477.50	-391.79		
	FIFO	85,000	Oct 26, 00	Aug 07, 09	182.13	1,030.63	-848.50		
VERIZON COMMUNICATIONS INC	FIFO	30,000	Oct 28, 05	Feb 25, 09	853.29	909.26	-55.97		
VIVO PARTICIPACOES SA REPSTG PFD SPON ADR	LIFO	0.480	Oct 23, 00	Sep 11, 09	11.51	32.43	-20.92		
WYETH ***MERGER EFF. 10/09***	FIFO	45,000	Aug 29, 07	Feb 25, 09	1,878.28	2,108.63	-230.35		
Total					\$28,381.35	\$53,735.96	-\$26,607.04	\$1,252.43	-\$25,354.61 -\$26,745.46

Net capital gains/losses:

¹ Indicates that the cost basis information has been provided by a source other than UBS Financial Services Inc





UBS Financial Services Inc.
370 17TH STREET
SUITE 4100
DENVER CO 80202-5697

EPP1000812313 1209 AB 0

2009 Year End Summary

Account name: THE LANBOURN CHARITABLE
FOUNDATION

Friendly account name: Lanb - FAMCO

Account number: AB 05236 20

Your Financial Advisor:

OLSON, JAMES M.

Phone: 303-436-9000/800-722-2408

THE LANBOURN CHARITABLE
FOUNDATION
MANAGED BY FAMCO (LCC)
5616 S IVY CT
ENGLEWOOD CO 80111-1523

Summary of gains and losses

	Amount (\$)
Short term	8,297.11
Long term	-14,012.28
Total	-\$5,715.17

Realized gains and losses

Estimated 2009 gains and losses for transactions with trade dates through 12/31/09 have been incorporated into this statement. To calculate gains and losses, we liquidate the oldest security lot first. This is known as the first-in, first-out or FIFO accounting method. We use this method unless you specified which tax lot to close when you placed your order. This is known as a versus purchases or VSP order. See important information about your statement on the last page of this statement for more information.

We may not adjust gains and losses for all capital changes. Cost basis for coupon tax-exempt municipal securities, include securities subject to AMT, has been adjusted for mandatory amortization of bond premium. Estimates in the Unclassified section can not be classified as short term or long term because information is missing, or the product is one in which the gain/loss calculation is not provided.

Short-term capital gains and losses

Security description	Method	Quantity or face value (\$)	Purchase date	Sale date	Sale amount (\$)	Purchase amount (\$)	Loss (\$)	Gain (\$)	Net gain or loss (\$)
ABB LTD SPON ADR	FIFO	5.000	Sep 22, 08	Feb 25, 09	56.85	107.18	-50.33		
ANADARKO PETROLEUM CORP	FIFO	55.000	Feb 25, 09	Dec 04, 09	3,307.35	1,874.95		1,432.40	
	FIFO	14.000	Mar 03, 09	Dec 04, 09	841.87	440.58		401.29	

continued next page

Member SIPC

00001613 00056277

EPP10002000812313 PP1000086081 00032 1209 002878143 0 AB 20

Page 1 of 10





Friendly account name: Lanh - FAMCO
Account number: AB 05236 20

Realized gains and losses (continued)

Short-term capital gains and losses (continued)

Security description	Method	Quantity or face value (\$)	Purchase date	Sale date	Sale amount (\$)	Purchase amount (\$)	Loss (\$)	Gain (\$)	Net gain or loss (\$)
AOL INC	Adjustment	11 000	Jul 13, 09	Dec 11, 09	268 15	202 69		65 46	*
	Adjustment	5 000	Sep 11, 09	Dec 11, 09	121 88	110 08		11 80	*
	FIFO	0 181	Jul 13, 09	Dec 10, 09	4 20	3 63		0 57	*
AT&T INC	FIFO	114 000	Feb 25, 09	Dec 10, 09	3,163 15	2,646 85		516 30	
	FIFO	37 000	Mar 03, 09	Dec 10, 09	1,026 64	830 65		195 99	
	FIFO	57 000	May 08, 09	Dec 10, 09	1,581 58	1,432 61		148 97	
CORNING INC	FIFO	47 000	May 30, 08	Feb 13, 09	541 59	1,287 06	-745 47		
CVS CAREMARK CORP	FIFO	90 000	Feb 25, 09	Nov 16, 09	2,712 87	2,384 10		328 77	
	FIFO	26 000	Mar 03, 09	Nov 16, 09	783 72	651 82		131 90	
	FIFO	45 000	Sep 11, 09	Nov 16, 09	1,356 43	1,645 99	-289 56		
EMC CORP MASS	FIFO	122 000	Feb 25, 09	May 11, 09	1,517 01	1,328 31		188 70	
ENERGY CORP NEW	FIFO	7 000	May 22, 08	Feb 25, 09	472 78	855 16	-382 38		
EXELON CORP	FIFO	9 000	May 22, 08	Feb 25, 09	435 24	811 31	-376 07		
EXXON MOBIL CORP	FIFO	12 000	Mar 03, 09	Apr 15, 09	813 94	775 32		38 62	
FIRST SOLAR INC	FIFO	7 000	Feb 25, 09	Jun 17, 09	1,187 52	777 43		410 09	
	FIFO	1 000	Mar 03, 09	Jun 17, 09	169 65	107 25		62 40	
FOMENTO ECONOMICO MEXICANO S.A B DE CV									
SPON ADR	FIFO	38 000	Apr 21, 08	Feb 25, 09	874 75	1,656 34	-781 59		
	FIFO	1 000	May 06, 08	Feb 25, 09	23 02	44 00	-20 98		
FRANKLIN RESOURCES INC	FIFO	13 000	May 30, 08	Feb 25, 09	638 29	1,319 19	-680 90		
FREEMONT-MCMORAN COPPER & GOLD INC									
	FIFO	51 000	Apr 30, 09	Dec 10, 09	3,966 80	2,186 59		1,780 21	
	FIFO	21 000	Jun 11, 09	Dec 10, 09	1,633 39	1,277 12		356 27	
GENL DYNAMICS CORP	FIFO	5 000	May 08, 08	Feb 25, 09	236 25	453 66	-217 41		
	FIFO	4 000	May 09, 08	Feb 25, 09	189 00	363 58	-174 58		
	FIFO	5 000	May 15, 08	Feb 25, 09	236 25	465 76	-229 51		
	FIFO	4 000	May 30, 08	Feb 25, 09	189 00	369 37	-180 37		
GILEAD SCIENCES INC	FIFO	55 000	Feb 25, 09	Jun 17, 09	2,511 82	2,744 81	-232 99		
GOLDMAN SACHS GROUP INC	FIFO	5 000	Feb 25, 09	Nov 16, 09	884 46	443 67		440 79	
GOOGLE INC CL A	FIFO	5 000	Feb 25, 09	Nov 16, 09	2,878 38	1,703 73		1,174 65	
HEWLETT PACKARD CO	FIFO	54 000	Feb 25, 09	Mar 02, 09	1,524 50	1,606 92	-82 42		

continued next page



ACCESS

Account name: THE LANBOURN CHARITABLE
Friendly account name: Lamb - FAMCO
Account number: AB 05236 20

Your Financial Advisor:
OLSON, JAMES M
303-436-9000/800-722-2408

Realized gains and losses (continued)
Short-term capital gains and losses (continued)

Security description	Method	Quantity or face value (\$)	Purchase date	Sale date	Sale amount (\$)	Purchase amount (\$)	Loss (\$)	Gain (\$)	Net gain or loss (\$)
INTUITIVE SURGICAL INC NEW	FIFO	1 000	May 07, 08	Feb 25, 09	101.01	289.18	-188.17		
	FIFO	2.000	May 09, 08	Feb 25, 09	202.01	577.11	-375.10		
JPMORGAN CHASE & CO	FIFO	21 000	Jan 13, 09	Feb 25, 09	430.08	542.90	-112.82		
MCDONALD'S CORP	FIFO	33 000	Feb 25, 09	Jul 13, 09	1,888.92	1,784.24		104.68	
	FIFO	17 000	Mar 03, 09	Jul 13, 09	973.08	903.00		70.08	
MICROSOFT CORP	FIFO	7 000	Feb 25, 09	May 08, 09	135.77	116.04		19.73	
	FIFO	38 000	Mar 03, 09	May 08, 09	737.05	596.52		140.53	
MONSANTO CO NEW	FIFO	15.000	Feb 25, 09	Nov 16, 09	1,124.69	1,113.75		10.94	
	FIFO	11 000	Mar 03, 09	Nov 16, 09	824.77	794.31		30.46	
	FIFO	32.000	Feb 25, 09	Sep 11, 09	2,496.17	2,376.00		120.17	
MATL-OILWELLVARCO INC	FIFO	13.000	Feb 07, 08	Jan 15, 09	297.71	754.56	-456.85		
	FIFO	8.000	May 30, 08	Jan 15, 09	183.21	666.46	-483.25		
NOVO NORDISK ADR DENMARK ADR	FIFO	24 000	Apr 21, 08	Feb 25, 09	1,204.55	1,632.65	-428.10		
	FIFO	1 000	May 06, 08	Feb 25, 09	50.19	68.64	-18.45		
NTHN TRUST CORP	FIFO	28 000	Feb 25, 09	May 08, 09	1,526.31	1,622.67	-96.36		
	FIFO	7 000	Mar 03, 09	May 08, 09	381.58	380.23		1.35	
ORACLE CORP	FIFO	112 000	Feb 25, 09	May 08, 09	2,048.25	1,806.31		241.94	
	FIFO	32 000	Mar 03, 09	May 08, 09	585.21	480.89		104.32	
PEPSICO INC	FIFO	4 000	Feb 25, 09	Apr 21, 09	196.45	202.92	-6.47		
	FIFO	19 000	Mar 03, 09	Apr 21, 09	933.13	901.17		31.96	
PFIZER INC	FIFO	108 000	Feb 25, 09	May 08, 09	1,550.16	1,419.96		130.20	
	FIFO	26.000	Mar 03, 09	May 08, 09	373.19	305.44		67.75	
QUALCOMM INC	FIFO	15.000	May 22, 08	Feb 25, 09	499.83	689.70	-189.87		
ROYAL DUTCH SHELL PLC CLA SPON ADR	FIFO	10 000	Oct 28, 08	Feb 25, 09	450.30	483.76	-33.46		
SCHLUMBERGER LTD NETHERLANDS ANTILLES	FIFO	16 000	Aug 27, 08	Feb 25, 09	590.55	1,566.41	-975.86		
SCHWAB CHARLES CORP NEW	FIFO	200 000	Feb 25, 09	Aug 26, 09	3,574.11	2,555.56		1,018.55	
	FIFO	47 000	Mar 03, 09	Aug 26, 09	839.91	563.90		276.01	



continued next page



Friendly account name: Lamb - FAMCO
Account number: AB 05236 20

Realized gains and losses (continued)

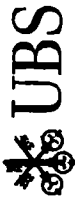
Short-term capital gains and losses (continued)

Security description	Method	Quantity or face value (\$)	Purchase date	Sale date	Sale amount (\$)	Purchase amount (\$)	Loss (\$)	Gain (\$)	Net gain or loss (\$)
TARGET CORP	FIFO	27 000	Feb 25, 09	Dec 02, 09	1,287.02	763.77		523.25	
	FIFO	26.000	Mar 03, 09	Dec 02, 09	1,239.35	681.14		558.21	
	FIFO	21 000	Oct 06, 09	Dec 02, 09	1,001.01	1,007.43	-6.42		
UNTD TECHNOLOGIES CORP	FIFO	1 000	Sep 22, 08	Jul 13, 09	51.31	62.04	-10.73		
	FIFO	25.000	Feb 25, 09	Jul 13, 09	1,282.85	1,030.00		252.85	
	FIFO	15.000	Mar 03, 09	Jul 13, 09	769.71	585.90		183.81	
US BANCORP DEL (NEW)	FIFO	142.000	Mar 12, 09	Oct 05, 09	3,065.76	1,866.66		1,199.10	
	FIFO	97.000	Mar 20, 09	Oct 05, 09	2,094.21	1,330.16		764.05	
WAL MART STORES INC	FIFO	23.000	Feb 25, 09	May 08, 09	1,151.03	1,130.86		20.17	
	FIFO	22.000	Mar 03, 09	May 08, 09	1,100.98	1,042.31		58.67	
	FIFO	15.000	Feb 25, 09	Apr 03, 09	800.28	737.52		62.76	
WELLS FARGO & CO NEW	FIFO	174 000	Mar 20, 09	Oct 05, 09	4,899.62	2,471.08		2,428.54	
	FIFO	34 000	May 08, 09	Oct 05, 09	957.40	939.08		18.32	
Total					\$80,047.05	\$71,749.94	-\$7,826.47	\$16,123.58	\$8,297.11

Long-term capital gains and losses

Security description	Method	Quantity or face value (\$)	Purchase date	Sale date	Sale amount (\$)	Purchase amount (\$)	Loss (\$)	Gain (\$)	Net gain or loss (\$)
ABB LTD SPON ADR	FIFO	66 000	Oct 05, 07	Feb 25, 09	750.41	1,782.26	-1,031.85		
ABBOTT LABS	FIFO	53 000	Jul 22, 02	Feb 25, 09	2,848.73	1,578.06		1,270.67	
	FIFO	9.000	May 09, 05	Feb 25, 09	483.75	440.28		43.47	
	FIFO	7.000	Mar 24, 06	Feb 25, 09	376.25	305.27		70.98	
AMER EXPRESS CO	FIFO	1.000	Mar 19, 02	Feb 25, 09	12.37	37.22	-24.85		
	FIFO	25.000	May 07, 02	Feb 25, 09	309.29	895.43	-586.14		
	FIFO	4.000	Jan 13, 04	Feb 25, 09	49.49	167.55	-118.06		
	FIFO	4.000	May 09, 05	Feb 25, 09	49.49	184.76	-135.27		
AMERIPRISE FINANCIAL INC	FIFO	4 000	Mar 19, 02	Jan 22, 09	77.15	106.04	-28.89		
	FIFO	7 000	May 07, 02	Jan 22, 09	135.01	187.07	-52.06		
	FIFO	9 000	Oct 28, 05	Jan 22, 09	173.59	331.18	-157.59		
APPLE INC	FIFO	13 000	Jul 20, 07	Jun 11, 09	1,823.56	1,833.04	-9.48		
	FIFO	6 000	Feb 07, 08	Jun 11, 09	841.64	714.06		127.58	

continued next page



ACCESS

Account name: THE LANBOURN CHARITABLE
Friendly account name: Lanb - FAMCO
Account number: AB 05236 20

Your Financial Advisor:
OLSON, JAMES M
303-436-9000/800-722-2408

Realized gains and losses (continued)
Long-term capital gains and losses (continued)

Security description	Method	Quantity or face value (\$)	Purchase date	Sale date	Sale amount (\$)	Purchase amount (\$)	Loss (\$)	Gain (\$)	Net gain or loss (\$)
AUTOMATIC DATA PROCESSING									
INC	FIFO	25,000	Oct 17, 05	Feb 25, 09	863.99	966.60	-102.61		
	FIFO	9,000	Oct 17, 06	Feb 25, 09	311.04	381.68	-70.64		
BANK OF AMER CORP	FIFO	21,000	Nov 05, 03	Feb 25, 09	91.60	792.57	-700.97		
	FIFO	26,000	Jan 13, 04	Feb 25, 09	113.41	1,020.97	-907.56		
	FIFO	3,000	May 09, 05	Feb 25, 09	13.09	137.01	-123.92		
	FIFO	10,000	Oct 17, 06	Feb 25, 09	43.62	535.70	-492.08		
CATERPILLAR INC	FIFO	21,000	Jul 11, 06	Feb 25, 09	515.75	1,535.41	-1,019.66		
COCA COLA CO COM	FIFO	84,000	Jul 22, 02	Feb 25, 09	3,567.63	3,819.48	-251.85		
	FIFO	20,000	May 09, 05	Feb 25, 09	849.43	890.40	-40.97		
CONOCOPHILLIPS	FIFO	12,000	Jun 07, 04	Feb 25, 09	457.20	452.39	4.81		
	FIFO	12,000	Nov 01, 04	Feb 25, 09	457.20	502.56	-45.36		
	FIFO	3,000	Dec 20, 04	Feb 25, 09	114.30	132.10	-17.80		
ENTERGY CORP NEW	FIFO	7,000	Feb 07, 08	Feb 25, 09	472.78	730.42	-257.64		
EXELON CORP	FIFO	10,000	Feb 07, 08	Feb 25, 09	483.59	757.03	-273.44		
EXXON MOBIL CORP	FIFO	3,000	Jul 22, 02	Apr 15, 09	203.49	91.44	112.05		
	FIFO	8,000	Dec 18, 02	Apr 15, 09	542.63	283.36	259.27		
	FIFO	4,000	Jun 17, 03	Apr 15, 09	271.31	150.96	120.35		
	FIFO	3,000	Feb 04, 04	Apr 15, 09	203.49	121.18	82.31		
	FIFO	26,000	May 09, 05	Apr 15, 09	1,763.54	1,505.92	257.62		
	FIFO	50,000	Jul 22, 02	Feb 25, 09	3,538.48	1,524.00	2,014.48		
FLUOR CORP NEW	FIFO	16,000	May 05, 06	Feb 25, 09	522.07	747.46	-225.39		
	FIFO	2,000	Jun 22, 06	Feb 25, 09	65.26	87.49	-22.23		
	FIFO	2,000	Feb 07, 08	Feb 25, 09	65.26	108.56	-43.30		
GENL ELECTRIC CO	FIFO	30,000	Mar 13, 02	Feb 06, 09	332.04	1,213.71	-881.67		
HALLIBURTON CO (HOLDING COMPANY)	FIFO	20,000	Jun 09, 06	Feb 25, 09	327.24	737.79	-410.55		
	FIFO	22,000	Jul 11, 06	Feb 25, 09	359.97	813.43	-453.46		
	FIFO	16,000	Feb 07, 08	Feb 25, 09	261.79	534.92	-273.13		
HSBC HOLDINGS PLC NEW GB SPON ADR	FIFO	6,000	Oct 04, 04	Feb 25, 09	207.24	484.74	-277.50		



continued next page



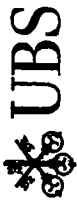
Friendly account name: Lanb - FAMCO
 Account number: AB 05236 20

Realized gains and losses (continued)

Long-term capital gains and losses (continued)

Security description	Method	Quantity or face value (\$)	Purchase date	Sale date	Sale amount (\$)	Purchase amount (\$)	Loss (\$)	Gain (\$)	Net gain or loss (\$)
INTEL CORP	FIFO	10 000	Oct 05, 04	Feb 25, 09	345 40	807 23	-461 83		
	FIFO	6 000	Dec 20, 04	Feb 25, 09	207 24	511 39	-304 15		
	FIFO	7 000	May 09, 05	Feb 25, 09	241 78	568 68	-326 90		
JOHNSON & JOHNSON COM	FIFO	25 000	Oct 26, 01	Feb 25, 09	317 55	650 28	-332 73		
	FIFO	13 000	Jan 13, 04	Feb 25, 09	165 13	438 16	-273 03		
	FIFO	38 000	May 09, 05	Feb 25, 09	482 68	937 08	-454 40		
	FIFO	68 000	Mar 24, 06	Feb 25, 09	863 74	1 330 76	-467 02		
JPMORGAN CHASE & CO	FIFO	9 000	May 08, 02	Feb 25, 09	482 84	544 59	-61 75		
	FIFO	3 000	Jul 22, 02	Feb 25, 09	160 95	127 95		33 00	
LAUDER ESTEE COS CL A	FIFO	28 000	Jul 22, 02	Feb 25, 09	573 43	694 68	-121 25		
	FIFO	6 000	May 09, 05	Feb 25, 09	122 88	215 64	-92 76		
MCDONALDS CORP	FIFO	28 000	Jul 22, 02	Feb 25, 09	644 55	789 52	-144 97		
	FIFO	12 000	May 09, 05	Feb 25, 09	276 24	456 00	-179 76		
MCGRAW HILL COMPANIES INC	FIFO	22 000	Jul 22, 02	Jul 13, 09	1 259 28	515 24		744 04	
	FIFO	16 000	May 09, 05	Jul 13, 09	915 84	480 80		435 04	
MEDTRONIC INC	FIFO	25 000	Jul 22, 02	Feb 25, 09	500 99	634 25	-133 26		
	FIFO	14 000	Dec 09, 02	Feb 25, 09	280 56	424 51	-143 95		
	FIFO	4 000	Jun 17, 03	Feb 25, 09	80 16	131 08	-50 92		
	FIFO	6 000	May 09, 05	Feb 25, 09	120 24	268 35	-148 11		
MERC & CO **NAME CHANGE 11/2009**	FIFO	18 000	Jul 20, 07	Feb 25, 09	613 79	937 91	-324 12		
	FIFO	9 000	Oct 26, 07	Feb 25, 09	306 90	430 96	-124 06		
MICROCHIP TECHNOLOGY INC	FIFO	38 000	Jul 22, 02	Feb 25, 09	1 054 96	1 443 26	-388 30		
	FIFO	6 000	May 09, 05	Feb 25, 09	166 57	203 82	-37 25		
MICROSOFT CORP	FIFO	26 000	Jan 03, 07	Feb 25, 09	483 13	880 73	-397 60		
	FIFO	36 000	Nov 15, 00	May 08, 09	698 25	1 250 83	-552 58		
	FIFO	60 000	Nov 07, 01	May 08, 09	1 163 76	1 944 71	-780 95		
	FIFO	31 000	Feb 17, 04	May 08, 09	601 28	836 31	-235 03		
	FIFO	19 000	May 09, 05	May 08, 09	368 52	477 09	-108 57		

continued next page



ACCESS

Account name: THE LANBOURN CHARITABLE
Friendly account name: Lamb - FAMCO
Account number: AB 05236 20

Your Financial Advisor:
OLSON, JAMES M
303-436-9000/800-722-2408

Realized gains and losses (continued)
Long-term capital gains and losses (continued)

Security description	Method	Quantity or face value (\$)	Purchase date	Sale date	Sale amount (\$)	Purchase amount (\$)	Loss (\$)	Gain (\$)	Net gain or loss (\$)
NESTLE S A SPONSORED ADR REPSTG REG SHS SWITZ ADR	FIFO	7,000	Jul 22, 02	Feb 25, 09	229 46	137 88		91 58	
	FIFO	40,000	Dec 19, 02	Feb 25, 09	1,311 19	831 04		480 15	
	FIFO	25,000	May 09, 05	Feb 25, 09	819 49	668 00		151 49	
NEWS CORP INC DELA CL A	FIFO	112,000	Jul 22, 02	Feb 25, 09	656 55	970 57	-314 02		
	FIFO	8,000	May 09, 05	Feb 25, 09	46 90	125 20	-78 30		
OCCIDENTAL PETROLEUM CRP	FIFO	10,000	Oct 22, 04	Feb 25, 09	488 09	289 72		198 37	
	FIFO	2,000	Dec 08, 04	Feb 25, 09	97 62	54 30		43 32	
	FIFO	14,000	Dec 20, 04	Feb 25, 09	683 33	408 94		274 39	
	FIFO	6,000	May 09, 05	Feb 25, 09	292 86	212 10		80 76	
	FIFO	6,000	Oct 11, 05	Feb 25, 09	292 86	237 54		55 32	
PATRIOT COAL CORP	FIFO	4,000	Feb 07, 07	Feb 25, 09	13 19	51 38	-38 19		
PEABODY ENERGY CORP	FIFO	20,000	Feb 07, 07	Feb 25, 09	468 59	766 74	-298 15		
	FIFO	9,000	Jul 20, 07	Feb 25, 09	210 87	394 87	-184 00		
PEPSICO INC	FIFO	56,000	Jul 22, 02	Apr 21, 09	2,750 27	1,976 42		773 85	
PRAXAIR INC	FIFO	12,000	May 09, 05	Apr 21, 09	589 34	674 28	-84 94		
	FIFO	13,000	Mar 10, 05	Feb 25, 09	766 22	621 33		144 89	
	FIFO	3,000	May 09, 05	Feb 25, 09	176 82	140 85		35 97	
	FIFO	4,000	Mar 21, 06	Feb 25, 09	235 76	228 61		7 15	
	FIFO	7,000	May 15, 06	Feb 25, 09	412 58	390 95		21 63	
PROCTER & GAMBLE CO	FIFO	2,000	May 07, 02	Feb 25, 09	98 74	91 70		7 04	
	FIFO	20,000	Jul 22, 02	Feb 25, 09	987 44	762 30		225 14	
	FIFO	26,000	Dec 18, 02	Feb 25, 09	1,283 67	1,137 57		146 10	
PRUDENTIAL FINANCIAL INC	FIFO	20,000	Jan 13, 04	Feb 25, 09	987 44	999 19	-11 75		
	FIFO	16,000	May 09, 05	Feb 25, 09	789 95	878 40	-88 45		
	FIFO	14,000	Apr 10, 07	Feb 25, 09	255 77	1,287 66	-1,031 89		
QUALCOMM INC	FIFO	1,000	Aug 10, 07	Feb 25, 09	18 27	86 32	-68 05		
	FIFO	22,000	Dec 01, 06	Feb 25, 09	733 08	795 27	-62 19		
ROYAL DUTCH SHELL PLC CL A SPON ADR	FIFO	17,000	Sep 16, 02	Feb 25, 09	765 50	731 24		34 26	



continued next page

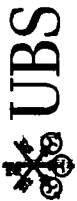


Friendly account name: Lnhb - FAMCO
Account number: AB 05236 20

Realized gains and losses (continued)
Long-term capital gains and losses (continued)

Security description	Method	Quantity or face value (\$)	Purchase date	Sale date	Sale amount (\$)	Purchase amount (\$)	Loss (\$)	Gain (\$)	Net gain or loss (\$)
								3 23	
SYSCO CORP	FIFO	2 000	Dec 03, 02	Feb 25, 09	90.06	86.83			
	FIFO	6 000	May 09, 05	Feb 25, 09	270 18	355 86	-85 68		
	FIFO	9 000	Jun 27, 05	Feb 25, 09	405 27	579 62	-174 35		
	FIFO	15,000	Dec 08, 04	Feb 25, 09	337 20	523 70	-186 50		
	FIFO	11 000	Dec 20, 04	Feb 25, 09	247 28	400 86	-153 58		
	FIFO	6 000	May 09, 05	Feb 25, 09	134 88	214 86	-79 98		
	FIFO	5 000	Mar 24, 06	Feb 25, 09	112 40	161 95	-49 55		
TARGET CORP	FIFO	35,000	Jul 22, 02	Dec 02, 09	1,668 36	1,074 85		593 51	
	FIFO	14 000	May 09, 05	Dec 02, 09	667 34	662 76		4 58	
TEXAS INSTRUMENTS	FIFO	28,000	Dec 01, 06	Feb 25, 09	418 32	809 91	-391 59		
	FIFO	22 000	Sep 05, 07	Feb 25, 09	328 68	769 78	-441 10		
	FIFO	17 000	Oct 26, 07	Feb 25, 09	253 98	538 34	-284 36		
TOTAL S A FRANCE SPON ADR	FIFO	20,000	Feb 28, 05	Feb 25, 09	951 59	1,165 61	-214 02		
	FIFO	10 000	Apr 21, 05	Feb 25, 09	475 80	556 20	-80 40		
	FIFO	10 000	May 09, 05	Feb 25, 09	475 80	562 34	-86 54		
	FIFO	10 000	Mar 24, 06	Feb 25, 09	475 80	638 62	-162 82		
TRANSOCEAN LTD	FIFO	6 000	Jul 11, 06	Feb 25, 09	338 34	551 10	-212 76		
	FIFO	5 000	Jul 20, 07	Feb 25, 09	281 95	456 62	-174 67		
	FIFO	5 000	Feb 07, 08	Feb 25, 09	281 95	603 51	-321 56		
UNTD TECHNOLOGIES CORP	FIFO	23 000	May 15, 06	Jul 13, 09	1,180 22	1,491 16	-310 94		
	FIFO	1 000	Jun 22, 06	Jul 13, 09	51 31	61 53	-10 22		
	FIFO	11 000	Oct 26, 07	Jul 13, 09	564 45	828 52	-264 07		
WAL MART STORES INC	FIFO	14 000	Jan 31, 02	Apr 03, 09	746 93	834 19	-87 26		
	FIFO	23 000	May 09, 05	Apr 03, 09	1,227 09	1,131 28		95 81	
WALGREEN CO	FIFO	59 000	Jul 22, 02	Feb 25, 09	1,408 32	1,817 20	-408 88		
	FIFO	10 000	Jun 17, 03	Feb 25, 09	238 70	327 00	-88 30		
	FIFO	4 000	May 09, 05	Feb 25, 09	95 48	177 08	-81 60		

continued next page



ACCESS

Account name: THE LANBOURN CHARITABLE
Friendly account name: Lanb - FAMCO
Account number: AB 05236 20

Your Financial Advisor:
OLSON, JAMES M
303-436-9000/800-722-2408

Realized gains and losses (continued)

Long-term capital gains and losses (continued)

Security description	Method	Quantity or face value (\$)	Purchase date	Sale date	Sale amount (\$)	Purchase amount (\$)	Loss (\$)	Gain (\$)	Net gain or loss (\$)
WEATHERFORD INTL INC (BERMUDA) ** EXCHANGE EFF 2/26/09 **	RFO	50 000	Jul 13, 07	Feb 06, 09	613 80	1,378 46	-764 66	\$9,044.21	-\$14,012.28
Total					\$69,251.14	\$83,263.42	-\$23,056.49		-\$5,715.17

Net capital gains/losses:

¹ Indicates that the cost basis information has been provided by a source other than UBS Financial Services Inc

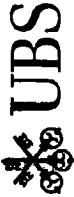
An asterisk (*) indicates that we have calculated the realized gain or loss based on an adjustment to the cost basis



2009 Year End Summary

UBS Financial Services Inc.
370 17TH STREET
SUITE 4100
DENVER CO 80202-5697

EPP1000812341 1209 AB 0



Account name: THE LANBOURN CHARITABLE
FOUNDATION

Friendly account name: Lanb - Natixis

Account number: AB 69585 20

Your Financial Advisor:

OLSON, JAMES M.

Phone: 303-436-9000/800-722-2408

THE LANBOURN CHARITABLE
FOUNDATION
MANAGED BY IXIS MSA II
5616 S IVY CT
ENGLEWOOD CO 80111-1523

Summary of gains and losses

	Amount (\$)
Short term	10,353 30

Realized gains and losses

Estimated 2009 gains and losses for transactions with trade dates through 12/31/09 have been incorporated into this statement. To calculate gains and losses, we liquidate the oldest security lot first. This is known as the first-in, first-out or FIFO accounting method. We use this method unless you specified which tax lot to close when you placed your order. This is known as a versus purchases or VSP order. See *Important information about your statement* on the last page of this statement for more information.

We may not adjust gains and losses for all capital changes. Cost basis for coupon tax-exempt municipal securities, include securities subject to AMT, has been adjusted for mandatory amortization of bond premium. Estimates in the Unclassified section can not be classified as short term or long term because information is missing, or the product is one in which the gain/loss calculation is not provided.

Short-term capital gains and losses

Security description	Method	Quantity or face value (\$)	Purchase date	Sale date	Purchase amount (\$)	Sale amount (\$)	Loss (\$)	Gain (\$)	Net gain or loss (\$)
CARDINAL HEALTH INC B/E									
05.850% 121517 DTD121505	FIFO	2,000 000	Mar 06, 09	Sep 25, 09	1,817.62	2,045 00		227 38	
FC061506									
CIT GROUP INC NEW B/E									
05.400% 013016 DTD013006	FIFO	3,000 000	Mar 09, 09	Apr 27, 09	1,560 00	1,410 00	-150 00		
FC073006 IN DEFAULT									

continued next page





Friendly account name: Lamb - Natixis
 Account number: AB 69585 20

Realized gains and losses (continued)
Short-term capital gains and losses (continued)

Security description	Method	Quantity or face value (\$)	Purchase date	Sale date	Sale amount (\$)	Purchase amount (\$)	Loss (\$)	Gain (\$)	Net gain or loss (\$)
WELLS FARGO & CO NEW									
04.950% 101613 DTD101603	FIFO	2,000,000	Mar 06, 09	Oct 08, 09	2,079,06	1,827,40		251,66	
FC041604 NOTES	FIFO	5,000	Mar 03, 09	Dec 14, 09	125,80	51,65		74,15	
AMB PPTY CORP	FIFO	6,000	Mar 03, 09	Sep 11, 09	134,75	61,98		72,77	
	FIFO	1,000	Mar 03, 09	May 21, 09	17,85	10,33		7,52	
	FIFO	9,000	Mar 03, 09	Apr 30, 09	177,29	92,97		84,32	
APARTMENT INVT & MGMT CO									
CL A	FIFO	37,000	Mar 03, 09	Mar 26, 09	206,51	185,74		20,77	
AVALONBAY COMMUNITIES									
INC SBI	FIFO	6,000	Mar 03, 09	Sep 11, 09	410,56	238,74		171,82	
	FIFO	2,000	Mar 03, 09	Aug 19, 09	123,55	79,58		43,97	
	FIFO	8,000	Mar 03, 09	Apr 30, 09	478,70	318,32		160,38	
BIOMED REALTY TRUST INC									
REITS	FIFO	8,000	Mar 03, 09	Dec 14, 09	117,21	62,24		54,97	
	FIFO	11,000	Mar 03, 09	Jul 23, 09	122,32	85,58		36,74	
	FIFO	12,000	Mar 03, 09	Apr 30, 09	140,51	93,36		47,15	
BOSTON PROPERTIES INC									
	FIFO	7,000	Mar 03, 09	Sep 11, 09	446,37	231,63		214,74	
	FIFO	2,000	Mar 03, 09	Jul 23, 09	103,22	66,18		37,04	
	FIFO	1,000	Mar 03, 09	May 21, 09	47,32	33,09		14,23	
	FIFO	8,000	Mar 03, 09	Apr 30, 09	404,80	264,72		140,08	
BRANDYWINE RLTY TRUST									
NEW	FIFO	33,000	Mar 03, 09	Aug 19, 09	321,17	143,88		177,29	
	FIFO	20,000	Mar 03, 09	May 21, 09	137,18	87,20		49,98	
	FIFO	25,000	Mar 03, 09	Apr 23, 09	125,61	109,00		16,61	
BROOKFIELD PROPERTIES									
CORP	FIFO	103,000	Mar 03, 09	May 21, 09	755,07	479,98		275,09	
	FIFO	19,000	Mar 03, 09	Apr 30, 09	145,72	88,54		57,18	
	FIFO	23,000	Mar 03, 09	Apr 23, 09	164,02	107,18		56,84	
CAMDEN PPTY TR SBI									
	FIFO	7,000	Mar 03, 09	Dec 01, 09	275,56	122,71		152,85	
	FIFO	11,000	Mar 03, 09	Sep 11, 09	411,05	192,83		218,22	
	FIFO	4,000	Mar 03, 09	May 21, 09	113,47	70,12		43,35	

continued next page



ACCESS

Account name: THE LANBURN CHARITABLE
Friendly account name: Lanb - Natixis
Account number: AB 69585 20

Your Financial Advisor:
OLSON, JAMES M
303-436-9000/800-722-2408

Realized gains and losses (continued)
Short-term capital gains and losses (continued)

Security description	Method	Quantity or face value (\$)	Purchase date	Sale date	Sale amount (\$)	Purchase amount (\$)	Loss (\$)	Gain (\$)	Net gain or loss (\$)
DCT INDL TRUST INC REIT	FIFO	10.000	Mar 03, 09	Apr 30, 09	276.29	175.30		100.99	
SBI	FIFO	36.000	Mar 03, 09	Sep 11, 09	189.72	99.72		90.00	
	FIFO	31.000	Mar 03, 09	Aug 19, 09	143.89	85.87		58.02	
	FIFO	59.000	Mar 03, 09	Apr 30, 09	271.87	163.43		108.44	
DEVELOPERS DIVERSIFIED REALTY CORP	FIFO	4.000	Earnings	Jun 16, 09	19.32	11.20		8.12	
	FIFO	66.000	Mar 03, 09	Mar 26, 09	158.67	163.02	-4.35		
DIGITAL REALTY TRUST INC REIT	FIFO	3.000	Mar 03, 09	Sep 11, 09	131.24	82.83		48.41	
	FIFO	3.000	Mar 03, 09	Apr 30, 09	111.71	82.83		28.88	
DUPONT FABROS TECHNOLOGY INC	FIFO	8.000	Mar 03, 09	Sep 21, 09	110.77	42.08		68.69	
	FIFO	10.000	Mar 03, 09	Sep 11, 09	134.59	52.60		81.99	
	FIFO	13.000	Mar 03, 09	May 21, 09	107.22	68.38		38.84	
	FIFO	14.000	Mar 03, 09	Apr 30, 09	120.81	73.64		47.17	
ENTERTAINMENT PROPERTIES TR	FIFO	5.000	Mar 26, 09	Jul 23, 09	126.29	89.99		36.30	
EQUITY RESIDENTIAL SBI	FIFO	16.000	Mar 03, 09	Sep 11, 09	464.19	268.62		195.57	
	FIFO	6.000	Mar 03, 09	Aug 19, 09	156.93	100.73		56.20	
	FIFO	23.000	Mar 03, 09	Apr 30, 09	539.61	386.15		153.46	
ESSEX PROPERTY TRUST INC	FIFO	2.000	Mar 03, 09	Sep 21, 09	167.83	102.10		65.73	
	FIFO	2.000	Mar 03, 09	Sep 11, 09	149.49	102.10		47.39	
	FIFO	1.000	Mar 03, 09	May 21, 09	64.02	51.05		12.97	
EXTRA SPACE STORAGE INC REITS	FIFO	18.000	Mar 03, 09	Sep 11, 09	178.19	100.08		78.11	
	FIFO	13.000	Mar 03, 09	Aug 19, 09	123.03	72.28		50.75	
	FIFO	37.000	Mar 03, 09	Apr 30, 09	272.31	205.72		66.59	
FEDERAL RLTY INV TR B1 MD	FIFO	5.000	Mar 03, 09	Sep 11, 09	307.79	192.30		115.49	
	FIFO	3.000	Mar 03, 09	Jun 18, 09	156.17	115.38		40.79	
	FIFO	2.000	Mar 03, 09	May 21, 09	102.46	76.92		25.54	



00001613 00056292

EPP10002000812343 PP1000086081 00035 1209 002878143 0 AB 20

continued next page



Friendly account name: Lanb - Natixis
 Account number: AB 69585 20

Realized gains and losses (continued)

Short-term capital gains and losses (continued)

Security description	Method	Quantity or face value (\$)	Purchase date	Sale date	Sale amount (\$)	Purchase amount (\$)	Loss (\$)	Gain (\$)	Net gain or loss (\$)
FIRST POTOMAC REALTY TRUST SBI									
	FIFO	8,000	Mar 03, 09	Apr 30, 09	462.12	307.68		154.44	
	FIFO	13,000	Mar 03, 09	Jul 23, 09	143.04	93.08		49.96	
	FIFO	8,000	Mar 03, 09	May 21, 09	83.24	57.28		25.96	
HCP INC									
	FIFO	11,000	Mar 03, 09	Sep 11, 09	309.86	184.03		125.83	
	FIFO	2,000	Mar 03, 09	May 21, 09	43.56	33.46		10.10	
	FIFO	13,000	Mar 03, 09	Apr 30, 09	294.05	217.49		76.56	
HOST HOTELS & RESORTS INC (REIT)									
	FIFO	20,000	Mar 03, 09	Sep 21, 09	221.16	69.76		151.40	
	FIFO	26,000	Mar 03, 09	Sep 11, 09	274.03	90.69		183.34	
	FIFO	31,000	Mar 03, 09	Apr 30, 09	239.06	108.13		130.93	
	FIFO	22,000	Mar 03, 09	Apr 23, 09	167.16	76.74		90.42	
HRPT PROPERTIES TRUST SBI									
	FIFO	37,000	Mar 03, 09	Dec 14, 09	239.28	114.68		124.60	
	FIFO	25,000	Mar 03, 09	Sep 11, 09	172.27	77.49		94.78	
	FIFO	13,000	Mar 03, 09	May 21, 09	55.11	40.29		14.82	
KILROY REALTY CORP									
	FIFO	5,000	Mar 03, 09	Sep 11, 09	139.34	83.35		55.99	
	FIFO	5,000	Mar 03, 09	Apr 30, 09	108.89	83.35		25.54	
KIMCO REALTY CORP									
	FIFO	17,000	Mar 03, 09	Sep 21, 09	247.84	133.62		114.22	
	FIFO	9,000	Mar 03, 09	May 21, 09	102.18	70.74		31.44	
	FIFO	14,000	Mar 03, 09	Apr 30, 09	170.51	110.04		60.47	
KITE REALTY GROUP TRUST REITS									
	FIFO	35,000	Mar 03, 09	Sep 11, 09	120.39	108.50		11.89	
	FIFO	33,000	Mar 03, 09	Jun 18, 09	101.90	102.30	-0.40		
	FIFO	40,000	Mar 03, 09	Apr 30, 09	142.59	124.00		18.59	
LIBERTY PROPERTY TRUST									
	FIFO	5,000	Mar 03, 09	Oct 21, 09	155.34	87.05		68.29	
	FIFO	6,000	Mar 03, 09	Sep 21, 09	203.12	104.46		98.66	
	FIFO	11,000	Mar 03, 09	Sep 11, 09	351.00	191.51		159.49	
	FIFO	4,000	Mar 03, 09	Jul 23, 09	100.59	69.64		30.95	
	FIFO	16,000	Mar 03, 09	Apr 30, 09	393.77	278.56		115.21	
MACERICH COMPANY									
	FIFO	7,000	Mar 03, 09	Sep 21, 09	231.17	66.08		165.09	
	FIFO	7,000	Mar 03, 09	Sep 11, 09	204.88	66.08		138.80	

continued next page



ACCESS

Account name: THE LANBOURN CHARITABLE
Friendly account name: Lanb - Nabxis
Account number: AB 69585 20

Your Financial Advisor:
OLSON, JAMES M.
303-436-9000/800-722-2408

Realized gains and losses (continued)
Short-term capital gains and losses (continued)

Security description	Method	Quantity or face value (\$)	Purchase date	Sale date	Sale amount (\$)	Purchase amount (\$)	Loss (\$)	Gain (\$)	Net gain or loss (\$)
NATIONAL RETAIL PROPERTIES INC REIT	FIFO	17,000	Mar 03, 09	Aug 19, 09	400 68	160 48		240 20	
	FIFO	10,000	Mar 03, 09	May 21, 09	168 73	94 40		74 33	
	FIFO	14,000	Mar 03, 09	Apr 30, 09	248 85	132 16		116 69	
	FIFO	24,000	Mar 03, 09	Apr 23, 09	360 50	226 56		133 94	
NATIONWIDE HEALTH PPTY INC	FIFO	9,000	Mar 03, 09	Jun 18, 09	152 10	121 05		31 05	
	FIFO	7,000	Mar 03, 09	Apr 30, 09	125 99	94 15		31 84	
OMEGA HEALTHCARE INVS INC	FIFO	10,000	Mar 03, 09	Sep 11, 09	305 59	196 70		108 89	
	FIFO	3,000	Mar 03, 09	May 21, 09	76 80	59 01		17 79	
	FIFO	13,000	Mar 03, 09	Apr 30, 09	325 64	255 71		69 93	
PLUM CREEK TIMBER CO INC REIT	FIFO	7,000	Mar 03, 09	Dec 14, 09	128 63	84 55		44 08	
	FIFO	19,000	Mar 03, 09	Sep 11, 09	317 48	229 48		88 00	
	FIFO	13,000	Mar 03, 09	Apr 30, 09	209 94	157 01		52 93	
PROLOGIS SBI	FIFO	1,000	Mar 03, 09	May 21, 09	32 76	24 51		8 25	
	FIFO	34,000	Apr 23, 09	May 21, 09	275 26	249 66		25 60	
PS BUSINESS PARKS INC CA	FIFO	58,000	Mar 03, 09	Mar 26, 09	354 21	301 60		52 61	
	FIFO	3,000	Mar 03, 09	Mar 26, 09	105 45	97 23		8 22	
PUBLIC STORAGE REIT	FIFO	5,000	Mar 03, 09	Sep 11, 09	353 04	249 55		103 49	
	FIFO	9,000	Mar 03, 09	Apr 30, 09	605 32	449 19		156 13	
REALTY INCOME CORP MD SBI	FIFO	7,000	Mar 03, 09	Sep 11, 09	179 96	116 76		63 20	
	FIFO	1,000	Mar 03, 09	May 21, 09	21 55	16 68		4 87	
REGENCY CENTERS CORP	FIFO	4,000	Mar 03, 09	Sep 11, 09	147 55	97 04		50 51	
	FIFO	1,000	Mar 03, 09	May 21, 09	33 43	24 26		9 17	
	FIFO	6,000	Mar 03, 09	Apr 30, 09	234 65	145 56		89 09	
SIMON PPTY GROUP INC SBI	FIFO	4,000	Mar 03, 09	Dec 14, 09	309 40	114 88		194 52	
	FIFO	13,000	Mar 03, 09	Sep 11, 09	876 00	373 36		502 64	
	FIFO	15,000	Mar 03, 09	Apr 30, 09	783 38	430 80		352 58	

continued next page





Friendly account name: Lamb - Natixis
Account number: AB 69585 20

Realized gains and losses (continued)

Short-term capital gains and losses (continued)

Security description	Method	Quantity or face value (\$)	Purchase date	Sale date	Sale amount (\$)	Purchase amount (\$)	Loss (\$)	Gain (\$)	Net gain or loss (\$)
STARWOOD HOTELS & RESORTS WORLDWIDE INC NEW									
	FIFO	6 000	Mar 03, 09	Apr 23, 09	279 21	172 32		106 89	
	FIFO	5 000	Mar 03, 09	Jul 23, 09	114 56	50 05		64 51	
	FIFO	6 000	Mar 03, 09	May 21, 09	129 59	60 06		69 53	
	FIFO	5 000	Mar 03, 09	Apr 30, 09	106 09	50 05		56 04	
	FIFO	15 000	Mar 03, 09	Mar 26, 09	217 37	150 15		67 22	
TAUBMAN CENTERS INC									
	FIFO	3 000	Mar 03, 09	Sep 21, 09	108 40	42 93		65 47	
	FIFO	3 000	Mar 03, 09	May 21, 09	69 84	42 93		26 91	
VENTAS INC									
	FIFO	8 000	Apr 23, 09	Sep 21, 09	310 72	219 27		91 45	
	FIFO	3 000	Jul 23, 09	Sep 21, 09	116 52	96 51		20 01	
	FIFO	1 000	Apr 23, 09	May 21, 09	27 89	27 41		0 48	
VORNADO REALTY TRUST									
	FIFO	7 000	Mar 03, 09	Sep 11, 09	417 90	206 71		211 19	
	FIFO	8 000	Mar 03, 09	Apr 30, 09	399 92	236 24		163 68	
	FIFO	5 000	Mar 03, 09	Apr 23, 09	225 75	147 65		78 10	
FNMA PL MA0049 05 5000									
	FIFO	2,000 000	Nov 17, 09	Dec 08, 09	1,811 75	1,810 68		1 07	
FNMA PL 899509 05 5000									
	FIFO	20,000 000	Mar 06, 09	Dec 08, 09	13,957 15	13,530 23		426 92	
FNMA PL 985720 05 5000									
	FIFO	7,000 000	Aug 14, 09	Dec 08, 09	5,479 31	5,370 53		108 78	
FHLMC NTS									
	FIFO	1,000 000	Mar 06, 09	Mar 30, 09	1,104 02	1,107 41	-3 39		
	FIFO	2,000 000	Mar 06, 09	Mar 27, 09	2,199 04	2,214 82	-15 78		
US TSY NOTE 03 875 %									
	FIFO	3,000 000	Mar 06, 09	Jun 23, 09	3,065 38	3,266 25	-200 87		
	FIFO	2,000 000	Apr 27, 09	Jun 23, 09	2,043 58	2,163 60	-120 02		
Total					\$60,418.41	\$50,065.11	-\$494.81	\$10,848.11	\$10,353.30
Net capital gains/losses:									\$10,353.30

FORM 990-PF	DIVIDENDS AND INTEREST FROM SECURITIES	STATEMENT	1
-------------	--	-----------	---

SOURCE	GROSS AMOUNT	CAPITAL GAINS DIVIDENDS	COLUMN (A) AMOUNT
UBS FINANCIAL SERVICES INC.	477.	0.	477.
UBS FINANCIAL SERVICES INC.	13,767.	0.	13,767.
UBS FINANCIAL SERVICES INC.	11,700.	0.	11,700.
UBS FINANCIAL SERVICES INC.	2,592.	0.	2,592.
TOTAL TO FM 990-PF, PART I, LN 4	28,536.	0.	28,536.

FORM 990-PF	OTHER INCOME	STATEMENT	2
-------------	--------------	-----------	---

DESCRIPTION	(A) REVENUE PER BOOKS	(B) NET INVEST- MENT INCOME	(C) ADJUSTED NET INCOME
OTHER INVESTMENT INCOME	119.	119.	0.
OTHER INVESTMENT INCOME	1,193.	1,193.	0.
TOTAL TO FORM 990-PF, PART I, LINE 11	1,312.	1,312.	0.

FORM 990-PF	ACCOUNTING FEES	STATEMENT	3
-------------	-----------------	-----------	---

DESCRIPTION	(A) EXPENSES PER BOOKS	(B) NET INVEST- MENT INCOME	(C) ADJUSTED NET INCOME	(D) CHARITABLE PURPOSES
ACCOUNTING	1,865.	0.	0.	1,865.
TO FORM 990-PF, PG 1, LN 16B	1,865.	0.	0.	1,865.

FORM 990-PF	OTHER PROFESSIONAL FEES			STATEMENT	4
DESCRIPTION	(A) EXPENSES PER BOOKS	(B) NET INVEST- MENT INCOME	(C) ADJUSTED NET INCOME	(D) CHARITABLE PURPOSES	
INVSETMENT MANAGEMENT FEES	5,395.	5,395.	0.	0.	
FOREIGN INVESTMENT FEES	112.	112.	0.	0.	
TO FORM 990-PF, PG 1, LN 16C	5,507.	5,507.	0.	0.	

FORM 990-PF	TAXES			STATEMENT	5
DESCRIPTION	(A) EXPENSES PER BOOKS	(B) NET INVEST- MENT INCOME	(C) ADJUSTED NET INCOME	(D) CHARITABLE PURPOSES	
FOREIGN TAXES	763.	763.	0.	0.	
PRIOR YEAR TAX PAYMENT	17.	0.	0.	0.	
TO FORM 990-PF, PG 1, LN 18	780.	763.	0.	0.	

FORM 990-PF	OTHER EXPENSES			STATEMENT	6
DESCRIPTION	(A) EXPENSES PER BOOKS	(B) NET INVEST- MENT INCOME	(C) ADJUSTED NET INCOME	(D) CHARITABLE PURPOSES	
BANK FEES	150.	150.	0.	0.	
TO FORM 990-PF, PG 1, LN 23	150.	150.	0.	0.	

FORM 990-PF	CORPORATE STOCK		STATEMENT	7
DESCRIPTION	BOOK VALUE	FAIR MARKET VALUE		
UBS	757,210.	884,882.		
TOTAL TO FORM 990-PF, PART II, LINE 10B	757,210.	884,882.		

FORM 990-PF

PART XV - LINE 1A
LIST OF FOUNDATION MANAGERS

STATEMENT 8

NAME OF MANAGER

JUSTIN JASCHKE
ANN GAIL