



See a Social Security Number? Say Something!
Report Privacy Problems to <https://public.resource.org/privacy>
Or call the IRS Identity Theft Hotline at 1-800-908-4490



Part II Support Schedule for Organizations Described in Sections 170(b)(1)(A)(iv) and 170(b)(1)(A)(vi)
 (Complete only if you checked the box on line 5, 7, or 8 of Part I.)

Section A. Public Support

Calendar year (or fiscal year beginning in) ▶	(a) 2005	(b) 2006	(c) 2007	(d) 2008	(e) 2009	(f) Total
1 Gifts, grants, contributions, and membership fees received (Do not include any "unusual grants.")						\$59,024
2 Tax revenues levied for the organization's benefit and either paid to or expended on its behalf						0
3 The value of services or facilities furnished by a governmental unit to the organization without charge						0
4 Total. Add lines 1 through 3						\$59,024
5 The portion of total contributions by each person (other than a governmental unit or publicly supported organization) included on line 1 that exceeds 2% of the amount shown on line 11, column (f)						0
6 Public support. Subtract line 5 from line 4.						\$59,024

Section B. Total Support

Calendar year (or fiscal year beginning in) ▶	(a) 2005	(b) 2006	(c) 2007	(d) 2008	(e) 2009	(f) Total
7 Amounts from line 4						\$59,024
8 Gross income from interest, dividends, payments received on securities loans, rents, royalties and income from similar sources						0
9 Net income from unrelated business activities, whether or not the business is regularly carried on						0
10 Other income. Do not include gain or loss from the sale of capital assets (Explain in Part IV.)						0
11 Total support. Add lines 7 through 10						\$59,024

12 Gross receipts from related activities, etc. (see instructions) **12**

13 First five years. If the Form 990 is for the organization's first, second, third, fourth, or fifth tax year as a section 501(c)(3) organization, check this box and **stop here** ▶

Section C. Computation of Public Support Percentage


14 Public support percentage for 2009 (line 6, column (f) divided by line 11, column (f))	14	%
15 Public support percentage from 2008 Schedule A, Part II, line 14	15	%

- 16a 33 1/3% support test—2009.** If the organization did not check the box on line 13, and line 14 is 33 1/3% or more, check this box and **stop here.** The organization qualifies as a publicly supported organization ▶
- b 33 1/3% support test—2008.** If the organization did not check a box on line 13 or 16a, and line 15 is 33 1/3% or more, check this box and **stop here.** The organization qualifies as a publicly supported organization ▶
- 17a 10%-facts-and-circumstances test—2009.** If the organization did not check a box on line 13, 16a, or 16b, and line 14 is 10% or more, and if the organization meets the "facts-and-circumstances" test, check this box and **stop here.** Explain in Part IV how the organization meets the "facts-and-circumstances" test. The organization qualifies as a publicly supported organization . . . ▶
- b 10%-facts-and-circumstances test—2008.** If the organization did not check a box on line 13, 16a, 16b, or 17a, and line 15 is 10% or more, and if the organization meets the "facts-and-circumstances" test, check this box and **stop here.** Explain in Part IV how the organization meets the "facts-and-circumstances" test. The organization qualifies as a publicly supported organization . . . ▶
- 18 Private foundation.** If the organization did not check a box on line 13, 16a, 16b, 17a, or 17b, check this box and see instructions ▶

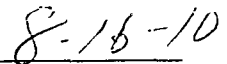
WAUSEON FISH INC
% JAMES N FIGY
PO BOX 363 1325 N SHOOP AVE
WAUSEON OH 43567

DECLARATION


Under penalties of perjury, I declare that I have examined the return identified in this letter, including any accompanying schedules and statements, and to the best of my knowledge and belief, it is true, correct and complete. I understand that this declaration will become a permanent part of that return.



Signature of officer or trustee



Date



Title