



See a Social Security Number? Say Something!
Report Privacy Problems to <https://public.resource.org/privacy>
Or call the IRS Identity Theft Hotline at 1-800-908-4490



Form **990-PF**

Department of the Treasury
Internal Revenue Service

Return of Private Foundation
or Section 4947(a)(1) Nonexempt Charitable Trust
Treated as a Private Foundation

Note. The foundation may be able to use a copy of this return to satisfy state reporting requirements

OMB No 1545-0052

2009

For calendar year 2009, or tax year beginning 01-01-2009 , and ending 12-31-2009

G

Check all that apply

☐ Initial return

☐ Initial return of a former public charity

☐ Final return

☐ Amended return

☐ Address change

☐ Name change

| | | | | |
|--|---|--|--|--|
| Use the IRS label. Otherwise, print or type. See Specific Instructions. | Name of foundation THE BOLTHOUSE FOUNDATION | | A Employer identification number 77-0186343 | |
| | Number and street (or P O box number if mail is not delivered to street address) Room/suite 2000 OAK ST No 200 | | B Telephone number (see page 10 of the instructions) (661) 334-1915 | |
| | City or town, state, and ZIP code BAKERSFIELD, CA 93301 | | C If exemption application is pending, check here <input type="checkbox"/> D 1. Foreign organizations, check here <input type="checkbox"/> 2. Foreign organizations meeting the 85% test, check here and attach computation <input type="checkbox"/> | |
| H Check type of organization <input checked="" type="checkbox"/> Section 501(c)(3) exempt private foundation <input type="checkbox"/> Section 4947(a)(1) nonexempt charitable trust <input type="checkbox"/> Other taxable private foundation | | | E If private foundation status was terminated under section 507(b)(1)(A), check here <input type="checkbox"/> F If the foundation is in a 60-month termination under section 507(b)(1)(B), check here <input type="checkbox"/> | |
| I Fair market value of all assets at end of year (from Part II, col. (c), line 16) \$ 25,103,453 | | J Accounting method <input checked="" type="checkbox"/> Cash <input type="checkbox"/> Accrual <input type="checkbox"/> Other (specify) (Part I, column (d) must be on cash basis.) | | |

| Part I Analysis of Revenue and Expenses (The total of amounts in columns (b), (c), and (d) may not necessarily equal the amounts in column (a) (see page 11 of the instructions)) | | (a) Revenue and expenses per books | (b) Net investment income | (c) Adjusted net income | (d) Disbursements for charitable purposes (cash basis only) |
|--|--|------------------------------------|---------------------------|-------------------------|---|
| Revenue | 1 Contributions, gifts, grants, etc , received (attach schedule) | 0 | | | |
| | 2 Check <input checked="" type="checkbox"/> if the foundation is not required to attach Sch B | | | | |
| | 3 Interest on savings and temporary cash investments | 16,936 | 16,936 | | |
| | 4 Dividends and interest from securities. | 463,197 | 463,197 | | |
| | 5a Gross rents | | | | |
| | b Net rental income or (loss) _____ | | | | |
| | 6a Net gain or (loss) from sale of assets not on line 10 | -216,501 | | | |
| | b Gross sales price for all assets on line 6a <u>15,432,679</u> | | | | |
| | 7 Capital gain net income (from Part IV , line 2) | | 253,546 | | |
| | 8 Net short-term capital gain | | | | |
| | 9 Income modifications | | | | |
| | 10a Gross sales less returns and allowances | | | | |
| Operating and Administrative Expenses | b Less Cost of goods sold | | | | |
| | c Gross profit or (loss) (attach schedule) | | | | |
| | 11 Other income (attach schedule) | | | | |
| | 12 Total. Add lines 1 through 11 | 263,632 | 733,679 | | |
| | 13 Compensation of officers, directors, trustees, etc | 0 | 0 | | 0 |
| | 14 Other employee salaries and wages | | | | |
| | 15 Pension plans, employee benefits | | | | |
| | 16a Legal fees (attach schedule) | | | | |
| | b Accounting fees (attach schedule) | 12,380 | 0 | | 12,380 |
| | c Other professional fees (attach schedule) | 65,134 | 65,134 | | 0 |
| | 17 Interest | | | | |
| | 18 Taxes (attach schedule) (see page 14 of the instructions) | 6,966 | 651 | | 6,315 |
| | 19 Depreciation (attach schedule) and depletion | | | | |
| | 20 Occupancy | | | | |
| | 21 Travel, conferences, and meetings | | | | |
| | 22 Printing and publications | | | | |
| | 23 Other expenses (attach schedule) | 243,619 | 0 | | 243,691 |
| | 24 Total operating and administrative expenses. | | | | |
| | Add lines 13 through 23 | 328,099 | 65,785 | | 262,386 |
| | 25 Contributions, gifts, grants paid | 15,000,000 | | | 15,000,000 |
| | 26 Total expenses and disbursements. Add lines 24 and 25 | 15,328,099 | 65,785 | | 15,262,386 |
| | 27 Subtract line 26 from line 12 | | | | |
| | a Excess of revenue over expenses and disbursements | -15,064,467 | | | |
| | b Net investment income (if negative, enter -0-) | | 667,894 | | |
| | c Adjusted net income (if negative, enter -0-) | | | | |

| Part II Balance Sheets | | Attached schedules and amounts in the description column should be for end-of-year amounts only (See instructions) | Beginning of year | End of year | |
|-----------------------------|--|--|-------------------|---|-----------------------|
| | | | (a) Book Value | (b) Book Value | (c) Fair Market Value |
| Assets | 1 | Cash—non-interest-bearing | 1,095,786 | 20,775 | 20,775 |
| | 2 | Savings and temporary cash investments | 26,632,289 | 18,799,689 | 18,799,689 |
| | 3 | Accounts receivable ▶ _____ Less allowance for doubtful accounts ▶ _____ | | | |
| | 4 | Pledges receivable ▶ _____ Less allowance for doubtful accounts ▶ _____ | | | |
| | 5 | Grants receivable | | | |
| | 6 | Receivables due from officers, directors, trustees, and other disqualified persons (attach schedule) (see page 15 of the instructions) | | | |
| | 7 | Other notes and loans receivable (attach schedule) ▶ _____ Less allowance for doubtful accounts ▶ _____ | | | |
| | 8 | Inventories for sale or use | | | |
| | 9 | Prepaid expenses and deferred charges | | 90,000 | 90,000 |
| | 10a | Investments—U S and state government obligations (attach schedule) | 5,931,357 | <input checked="" type="checkbox"/> 6,090,790 | 6,090,790 |
| | b | Investments—corporate stock (attach schedule) | 2,449,401 | <input checked="" type="checkbox"/> 0 | 0 |
| | c | Investments—corporate bonds (attach schedule). | 2,929,776 | <input checked="" type="checkbox"/> 102,199 | 102,199 |
| | 11 | Investments—land, buildings, and equipment basis ▶ _____ Less accumulated depreciation (attach schedule) ▶ _____ | | | |
| | 12 | Investments—mortgage loans | | | |
| | 13 | Investments—other (attach schedule) | | | |
| | 14 | Land, buildings, and equipment basis ▶ _____ Less accumulated depreciation (attach schedule) ▶ _____ | | | |
| 15 | Other assets (describe ▶ _____) | | | | |
| 16 | Total assets (to be completed by all filers—see the instructions Also, see page 1, item I) | 39,038,609 | 25,103,453 | 25,103,453 | |
| Liabilities | 17 | Accounts payable and accrued expenses | | | |
| | 18 | Grants payable | | | |
| | 19 | Deferred revenue | | | |
| | 20 | Loans from officers, directors, trustees, and other disqualified persons | | | |
| | 21 | Mortgages and other notes payable (attach schedule) | | | |
| | 22 | Other liabilities (describe ▶ _____) | | | |
| | 23 | Total liabilities (add lines 17 through 22) | 0 | 0 | |
| Net Assets or Fund Balances | Foundations that follow SFAS 117, check here ▶ <input checked="" type="checkbox"/> and complete lines 24 through 26 and lines 30 and 31. | | | | |
| | 24 | Unrestricted | 39,038,609 | 25,103,453 | |
| | 25 | Temporarily restricted | | | |
| | 26 | Permanently restricted | | | |
| | Foundations that do not follow SFAS 117, check here ▶ <input type="checkbox"/> and complete lines 27 through 31. | | | | |
| | 27 | Capital stock, trust principal, or current funds | | | |
| | 28 | Paid-in or capital surplus, or land, bldg , and equipment fund | | | |
| | 29 | Retained earnings, accumulated income, endowment, or other funds | | | |
| | 30 | Total net assets or fund balances (see page 17 of the instructions) | 39,038,609 | 25,103,453 | |
| | 31 | Total liabilities and net assets/fund balances (see page 17 of the instructions) | 39,038,609 | 25,103,453 | |

| Part III Analysis of Changes in Net Assets or Fund Balances | | |
|---|--|---------------|
| 1 | Total net assets or fund balances at beginning of year—Part II, column (a), line 30 (must agree with end-of-year figure reported on prior year’s return) | 1 39,038,609 |
| 2 | Enter amount from Part I, line 27a | 2 -15,064,467 |
| 3 | Other increases not included in line 2 (itemize) ▶ <input checked="" type="checkbox"/> _____ | 3 1,129,311 |
| 4 | Add lines 1, 2, and 3 | 4 25,103,453 |
| 5 | Decreases not included in line 2 (itemize) ▶ _____ | 5 0 |
| 6 | Total net assets or fund balances at end of year (line 4 minus line 5)—Part II, column (b), line 30 | 6 25,103,453 |

Part IV Capital Gains and Losses for Tax on Investment Income

| | | | | |
|---|---|--|---|--|
| (a) List and describe the kind(s) of property sold (e g , real estate, 2-story brick warehouse, or common stock, 200 shs MLC Co) | | (b) How acquired P—Purchase D—Donation | (c) Date acquired (mo , day, yr) | (d) Date sold (mo , day, yr) |
| 1a | See Additional Data Table | | | |
| b | | | | |
| c | | | | |
| d | | | | |
| e | | | | |
| (e) Gross sales price | | (f) Depreciation allowed (or allowable) | (g) Cost or other basis plus expense of sale | (h) Gain or (loss) (e) plus (f) minus (g) |
| a | See Additional Data Table | | | |
| b | | | | |
| c | | | | |
| d | | | | |
| e | | | | |
| Complete only for assets showing gain in column (h) and owned by the foundation on 12/31/69 | | | (i) Gains (Col (h) gain minus col (k), but not less than -0-) or Losses (from col (h)) | |
| (i) F M V as of 12/31/69 | | (j) Adjusted basis as of 12/31/69 | (k) Excess of col (i) over col (j), if any | |
| a | See Additional Data Table | | | |
| b | | | | |
| c | | | | |
| d | | | | |
| e | | | | |
| 2 | Capital gain net income or (net capital loss) { If gain, also enter in Part I, line 7 If (loss), enter -0- in Part I, line 7 } | | | 2 253,546 |
| 3 | Net short-term capital gain or (loss) as defined in sections 1222(5) and (6) If gain, also enter in Part I, line 8, column (c) (see pages 13 and 17 of the instructions) If (loss), enter -0- in Part I, line 8 } | | | 3 |

Part V Qualification Under Section 4940(e) for Reduced Tax on Net Investment Income

(For optional use by domestic private foundations subject to the section 4940(a) tax on net investment income)

If section 4940(d)(2) applies, leave this part blank

Was the foundation liable for the section 4942 tax on the distributable amount of any year in the base period? ☐ Yes ☒ No
If "Yes," the foundation does not qualify under section 4940(e) Do not complete this part

| | | | |
|---|--|--|---|
| 1 Enter the appropriate amount in each column for each year, see page 18 of the instructions before making any entries | | | |
| (a) Base period years Calendar year (or tax year beginning in) | (b) Adjusted qualifying distributions | (c) Net value of noncharitable-use assets | (d) Distribution ratio (col (b) divided by col (c)) |
| 2008 | 21,897,167 | 28,999,790 | 0 755080 |
| 2007 | 3,764,396 | 1,780,367 | 2 114393 |
| 2006 | 6,414,230 | 1,417,808 | 4 524047 |
| 2005 | 6,257,552 | 1,356,419 | 4 613288 |
| 2004 | 5,872,275 | 1,061,716 | 5 530928 |
| 2 | Total of line 1, column (d). | | 2 17 537736 |
| 3 | Average distribution ratio for the 5-year base period—divide the total on line 2 by 5, or by the number of years the foundation has been in existence if less than 5 years | | 3 3 507547 |
| 4 | Enter the net value of noncharitable-use assets for 2009 from Part X, line 5. | | 4 18,688,514 |
| 5 | Multiply line 4 by line 3. | | 5 65,550,841 |
| 6 | Enter 1% of net investment income (1% of Part I, line 27b). | | 6 6,679 |
| 7 | Add lines 5 and 6. | | 7 65,557,520 |
| 8 | Enter qualifying distributions from Part XII, line 4. | | 8 15,262,386 |
| If line 8 is equal to or greater than line 7, check the box in Part VI, line 1b, and complete that part using a 1% tax rate See the Part VI instructions on page 18 | | | |

Part VIExcise Tax Based on Investment Income (Section 4940(a), 4940(b), 4940(e), or 4948—see page 18 of the instructions)








| | | | | | |
|----|--|---|-----------------------------------|---------|---------|
| 1a | | Exempt operating foundations described in section 4940(d)(2), check here <input type="checkbox"/> and enter "N/A" on line 1 | | | |
| | | Date of ruling or determination letter _____ (attach copy of letter if necessary—see instructions) | | | |
| b | | Domestic foundations that meet the section 4940(e) requirements in Part V, check here <input type="checkbox"/> and enter 1% of Part I, line 27b | | 1 | 13,358 |
| c | | All other domestic foundations enter 2% of line 27b Exempt foreign organizations enter 4% of Part I, line 12, col (b) | | | |
| 2 | | Tax under section 511 (domestic section 4947(a)(1) trusts and taxable foundations only Others enter -0-) | | 2 | 0 |
| 3 | | Add lines 1 and 2. | | 3 | 13,358 |
| 4 | | Subtitle A (income) tax (domestic section 4947(a)(1) trusts and taxable foundations only Others enter -0-) | | 4 | 0 |
| 5 | | Tax based on investment income. Subtract line 4 from line 3 If zero or less, enter -0- | | 5 | 13,358 |
| 6 | | Credits/Payments | | | |
| a | | 2009 estimated tax payments and 2008 overpayment credited to 2009 | 6a | 105,696 | |
| b | | Exempt foreign organizations—tax withheld at source | 6b | | |
| c | | Tax paid with application for extension of time to file (Form 8868) | 6c | | |
| d | | Backup withholding erroneously withheld | 6d | | |
| 7 | | Total credits and payments Add lines 6a through 6d. | | 7 | 105,696 |
| 8 | | Enter any penalty for underpayment of estimated tax Check here <input type="checkbox"/> if Form 2220 is attached | | 8 | |
| 9 | | Tax due. If the total of lines 5 and 8 is more than line 7, enter amount owed | | 9 | |
| 10 | | Overpayment. If line 7 is more than the total of lines 5 and 8, enter the amount overpaid. | | 10 | 92,338 |
| 11 | | Enter the amount of line 10 to be Credited to 2010 estimated tax <input type="checkbox"/> 92,338 | Refunded <input type="checkbox"/> | 11 | 0 |

Part VII-AStatements Regarding Activities

| | | | | |
|----|---|----|-----|----|
| 1a | During the tax year, did the foundation attempt to influence any national, state, or local legislation or did it participate or intervene in any political campaign? | | Yes | No |
| | | 1a | | No |
| b | Did it spend more than \$100 during the year (either directly or indirectly) for political purposes (see page 19 of the instructions for definition)? | | | No |
| | If the answer is "Yes" to 1a or 1b, attach a detailed description of the activities and copies of any materials published or distributed by the foundation in connection with the activities. | | | |
| c | Did the foundation file Form 1120-POL for this year?. | 1c | | No |
| d | Enter the amount (if any) of tax on political expenditures (section 4955) imposed during the year (1) On the foundation <input type="checkbox"/> \$ 0 (2) On foundation managers <input type="checkbox"/> \$ 0 | | | |
| e | Enter the reimbursement (if any) paid by the foundation during the year for political expenditure tax imposed on foundation managers <input type="checkbox"/> \$ 0 | | | |
| 2 | Has the foundation engaged in any activities that have not previously been reported to the IRS? If "Yes," attach a detailed description of the activities. | 2 | | No |
| 3 | Has the foundation made any changes, not previously reported to the IRS, in its governing instrument, articles of incorporation, or bylaws, or other similar instruments? If "Yes," attach a conformed copy of the changes | 3 | | No |
| 4a | Did the foundation have unrelated business gross income of \$1,000 or more during the year?. | 4a | | No |
| b | If "Yes," has it filed a tax return on Form 990-T for this year?. | 4b | | |
| 5 | Was there a liquidation, termination, dissolution, or substantial contraction during the year? If "Yes," attach the statement required by General Instruction T. | 5 | | No |
| 6 | Are the requirements of section 508(e) (relating to sections 4941 through 4945) satisfied either • By language in the governing instrument, or • By state legislation that effectively amends the governing instrument so that no mandatory directions that conflict with the state law remain in the governing instrument? | 6 | Yes | |
| 7 | Did the foundation have at least \$5,000 in assets at any time during the year? If "Yes," complete Part II, col (c), and Part XV | 7 | Yes | |
| 8a | Enter the states to which the foundation reports or with which it is registered (see page 19 of the instructions) <input type="checkbox"/> CA | | | |
| b | If the answer is "Yes" to line 7, has the foundation furnished a copy of Form 990-PF to the Attorney General (or designate) of each state as required by General Instruction G? If "No," attach explanation . | 8b | Yes | |
| 9 | Is the foundation claiming status as a private operating foundation within the meaning of section 4942(j)(3) or 4942(j)(5) for calendar year 2009 or the taxable year beginning in 2009 (see instructions for Part XIV on page 27)? If "Yes," complete Part XIV | 9 | | No |
| 10 | Did any persons become substantial contributors during the tax year? If "Yes," attach a schedule listing their names and addresses | 10 | | No |




Part VII-A

Statements Regarding Activities (continued)

| | | | | |
|----|---|---|-----|----|
| 11 | At any time during the year, did the foundation, directly or indirectly, own a controlled entity within the meaning of section 512(b)(13)? If "Yes," attach schedule (see page 20 of the instructions). | 11 | | No |
| 12 | Did the foundation acquire a direct or indirect interest in any applicable insurance contract before August 17, 2008? | 12 | | No |
| 13 | Did the foundation comply with the public inspection requirements for its annual returns and exemption application? Website address  www.thebolthousefoundation.org | 13 | Yes | |
| 14 | The books are in care of  STEWART FLEEMAN Telephone no  (661) 323-4005 Located at  2000 OAK ST SUITE 200 BAKERSFIELD CA ZIP+4  93301 | | | |
| 15 | Section 4947(a)(1) nonexempt charitable trusts filing Form 990-PF in lieu of Form 1041 —Check here  <input type="checkbox"/> and enter the amount of tax-exempt interest received or accrued during the year. |  | 15 | |

Part VII-B

Statements Regarding Activities for Which Form 4720 May Be Required

| File Form 4720 if any item is checked in the "Yes" column, unless an exception applies. | | | Yes | No |
|---|---|----|-----|----|
| 1a | During the year did the foundation (either directly or indirectly) (1) Engage in the sale or exchange, or leasing of property with a disqualified person? <input type="checkbox"/> Yes <input checked="" type="checkbox"/> No (2) Borrow money from, lend money to, or otherwise extend credit to (or accept it from) a disqualified person?. <input type="checkbox"/> Yes <input checked="" type="checkbox"/> No (3) Furnish goods, services, or facilities to (or accept them from) a disqualified person? <input type="checkbox"/> Yes <input checked="" type="checkbox"/> No (4) Pay compensation to, or pay or reimburse the expenses of, a disqualified person? <input type="checkbox"/> Yes <input checked="" type="checkbox"/> No (5) Transfer any income or assets to a disqualified person (or make any of either available for the benefit or use of a disqualified person)?. <input type="checkbox"/> Yes <input checked="" type="checkbox"/> No (6) Agree to pay money or property to a government official? (Exception. Check "No" if the foundation agreed to make a grant to or to employ the official for a period after termination of government service, if terminating within 90 days). <input type="checkbox"/> Yes <input checked="" type="checkbox"/> No | | | |
| b | If any answer is "Yes" to 1a(1)–(6), did any of the acts fail to qualify under the exceptions described in Regulations section 53.4941(d)-3 or in a current notice regarding disaster assistance (see page 20 of the instructions)?. <input type="checkbox"/> Organizations relying on a current notice regarding disaster assistance check here.  <input type="checkbox"/> | 1b | | |
| c | Did the foundation engage in a prior year in any of the acts described in 1a, other than excepted acts, that were not corrected before the first day of the tax year beginning in 2009?. <input type="checkbox"/> | 1c | | No |
| 2 | Taxes on failure to distribute income (section 4942) (does not apply for years the foundation was a private operating foundation defined in section 4942(j)(3) or 4942(j)(5)) | | | |
| a | At the end of tax year 2009, did the foundation have any undistributed income (lines 6d and 6e, Part XIII) for tax year(s) beginning before 2009?. <input type="checkbox"/> Yes <input checked="" type="checkbox"/> No If "Yes," list the years  20____, 20____, 20____, 20____ | | | |
| b | Are there any years listed in 2a for which the foundation is not applying the provisions of section 4942(a)(2) (relating to incorrect valuation of assets) to the year's undistributed income? (If applying section 4942(a)(2) to all years listed, answer "No" and attach statement—see page 20 of the instructions). <input type="checkbox"/> | 2b | | |
| c | If the provisions of section 4942(a)(2) are being applied to any of the years listed in 2a, list the years here  20____, 20____, 20____, 20____ | | | |
| 3a | Did the foundation hold more than a 2% direct or indirect interest in any business enterprise at any time during the year?. <input type="checkbox"/> Yes <input checked="" type="checkbox"/> No | | | |
| b | If "Yes," did it have excess business holdings in 2009 as a result of (1) any purchase by the foundation or disqualified persons after May 26, 1969, (2) the lapse of the 5-year period (or longer period approved by the Commissioner under section 4943(c)(7)) to dispose of holdings acquired by gift or bequest, or (3) the lapse of the 10-, 15-, or 20-year first phase holding period? (<i>Use Schedule C, Form 4720, to determine if the foundation had excess business holdings in 2009.</i>). <input type="checkbox"/> | 3b | | |
| 4a | Did the foundation invest during the year any amount in a manner that would jeopardize its charitable purposes? | 4a | | No |
| b | Did the foundation make any investment in a prior year (but after December 31, 1969) that could jeopardize its charitable purpose that had not been removed from jeopardy before the first day of the tax year beginning in 2009? | 4b | | No |

Part VII-B

Statements Regarding Activities for Which Form 4720 May Be Required (continued)

5a

During the year did the foundation pay or incur any amount to

(1)

Carry on propaganda, or otherwise attempt to influence legislation (section 4945(e))?

Yes

No

(2)

Influence the outcome of any specific public election (see section 4955), or to carry on, directly or indirectly, any voter registration drive?

Yes

No

(3)

Provide a grant to an individual for travel, study, or other similar purposes?

Yes

No

(4)

Provide a grant to an organization other than a charitable, etc , organization described in section 509(a)(1), (2), or (3), or section 4940(d)(2)? (see page 22 of the instructions).

Yes

No

(5)

Provide for any purpose other than religious, charitable, scientific, literary, or educational purposes, or for the prevention of cruelty to children or animals?

Yes

No

5b

If any answer is "Yes" to 5a(1)–(5), did **any** of the transactions fail to qualify under the exceptions described in Regulations section 53.4945 or in a current notice regarding disaster assistance (see page 22 of the instructions)? Organizations relying on a current notice regarding disaster assistance check here.

c

If the answer is "Yes" to question 5a(4), does the foundation claim exemption from the tax because it maintained expenditure responsibility for the grant?

Yes

No

If "Yes," attach the statement required by Regulations section 53.4945–5(d).

6a

Did the foundation, during the year, receive any funds, directly or indirectly, to pay premiums on a personal benefit contract?

Yes

No

6b

Did the foundation, during the year, pay premiums, directly or indirectly, on a personal benefit contract?

No

7a

At any time during the tax year, was the foundation a party to a prohibited tax shelter transaction?

Yes

No

7b

If yes, did the foundation receive any proceeds or have any net income attributable to the transaction?

Part VIII

Information About Officers, Directors, Trustees, Foundation Managers, Highly Paid Employees, and Contractors

1

List all officers, directors, trustees, foundation managers and their compensation (see page 22 of the instructions).

| (a) Name and address | (b) Title, and average hours per week devoted to position | (c) Compensation (If not paid, enter -0-) | (d) Contributions to employee benefit plans and deferred compensation | (e) Expense account, other allowances |
|--|---|---|---|---------------------------------------|
| WILLIAM J BOLTHOUSE | PRESIDENT | 0 | 0 | 0 |
| 2000 OAK STREET SUITE 200 BAKERSFIELD, CA 93301 | 1 00 | | | |
| FRED GREEN | EXECUTIVE | 0 | 0 | 0 |
| 2000 OAK STREET SUITE 200 BAKERSFIELD, CA 93301 | DIRECTOR | | | |
| ANTHONY L LEGGIO | SECRETARY | 0 | 0 | 0 |
| 2000 OAK STREET SUITE 200 BAKERSFIELD, CA 93301 | 1 00 | | | |
| STEWART FLEEMAN | TREASURER | 0 | 0 | 0 |
| 2000 OAK STREET SUITE 200 BAKERSFIELD, CA 93301 | 4 00 | | | |

2

Compensation of five highest-paid employees (other than those included on line 1—see page 23 of the instructions). If none, enter "NONE."

| (a) Name and address of each employee paid more than \$50,000 | (b) Title, and average hours per week devoted to position | (c) Compensation | (d) Contributions to employee benefit plans and deferred compensation | (e) Expense account, other allowances |
|---|---|------------------|---|---------------------------------------|
| NONE | | | | |
| | | | | |
| | | | | |
| | | | | |
| | | | | |
| | | | | |
| | | | | |
| | | | | |
| | | | | |
| | | | | |

Total

number of other employees paid over \$50,000.

0

Part VIII

Information About Officers, Directors, Trustees, Foundation Managers, Highly Paid Employees, and Contractors (continued)

| 3 Five highest-paid independent contractors for professional services (see page 23 of the instructions). If none, enter "NONE". | | |
|---|---------------------|------------------|
| (a) Name and address of each person paid more than \$50,000 | (b) Type of service | (c) Compensation |
| NONE | | |
| | | |
| | | |
| | | |
| | | |
| | | |
| | | |
| | | |
| | | |
| Total number of others receiving over \$50,000 for professional services. | | 0 |

Part IX-A

Summary of Direct Charitable Activities

| List the foundation's four largest direct charitable activities during the tax year. Include relevant statistical information such as the number of organizations and other beneficiaries served, conferences convened, research papers produced, etc. | Expenses |
|--|----------|
| 1 | |
| | |
| | |
| 2 | |
| | |
| | |
| 3 | |
| | |
| | |
| 4 | |
| | |
| | |

Part IX-B

Summary of Program-Related Investments (see page 23 of the instructions)

| Describe the two largest program-related investments made by the foundation during the tax year on lines 1 and 2 | Amount |
|--|--------|
| 1 | |
| | |
| | |
| 2 | |
| | |
| | |
| All other program-related investments. See page 24 of the instructions. | |
| 3 | |
| | |
| | |
| Total. Add lines 1 through 3. | 0 |

Part X

Minimum Investment Return (All domestic foundations must complete this part. Foreign foundations, see page 24 of the instructions.)

| | | | |
|---|--|----|------------|
| 1 | Fair market value of assets not used (or held for use) directly in carrying out charitable, etc , purposes | | |
| a | Average monthly fair market value of securities. | 1a | 729,314 |
| b | Average of monthly cash balances. | 1b | 18,243,797 |
| c | Fair market value of all other assets (see page 24 of the instructions). | 1c | 0 |
| d | Total (add lines 1a, b, and c). | 1d | 18,973,111 |
| e | Reduction claimed for blockage or other factors reported on lines 1a and 1c (attach detailed explanation). | 1e | 0 |
| 2 | Acquisition indebtedness applicable to line 1 assets. | 2 | 0 |
| 3 | Subtract line 2 from line 1d. | 3 | 18,973,111 |
| 4 | Cash deemed held for charitable activities Enter 1 1/2% of line 3 (for greater amount, see page 25 of the instructions). | 4 | 284,597 |
| 5 | Net value of noncharitable-use assets. Subtract line 4 from line 3 Enter here and on Part V, line 4 | 5 | 18,688,514 |
| 6 | Minimum investment return. Enter 5% of line 5. | 6 | 934,426 |

Part XI

Distributable Amount (see page 25 of the instructions) (Section 4942(j)(3) and (j)(5) private operating foundations and certain foreign organizations check here ☒ and do not complete this part.)

| | | | |
|----|---|----|---------|
| 1 | Minimum investment return from Part X, line 6. | 1 | 934,426 |
| 2a | Tax on investment income for 2009 from Part VI, line 5. | 2a | 13,358 |
| b | Income tax for 2009 (This does not include the tax from Part VI). | 2b | |
| c | Add lines 2a and 2b. | 2c | 13,358 |
| 3 | Distributable amount before adjustments Subtract line 2c from line 1. | 3 | 921,068 |
| 4 | Recoveries of amounts treated as qualifying distributions. | 4 | 0 |
| 5 | Add lines 3 and 4. | 5 | 921,068 |
| 6 | Deduction from distributable amount (see page 25 of the instructions). | 6 | 0 |
| 7 | Distributable amount as adjusted Subtract line 6 from line 5 Enter here and on Part XIII, line 1. | 7 | 921,068 |

Part XII

Qualifying Distributions (see page 25 of the instructions)

| | | | |
|--|---|----|------------|
| 1 | Amounts paid (including administrative expenses) to accomplish charitable, etc , purposes | | |
| a | Expenses, contributions, gifts, etc —total from Part I, column (d), line 26. | 1a | 15,262,386 |
| b | Program-related investments—total from Part IX-B. | 1b | 0 |
| 2 | Amounts paid to acquire assets used (or held for use) directly in carrying out charitable, etc , purposes. | 2 | |
| 3 | Amounts set aside for specific charitable projects that satisfy the | | |
| a | Suitability test (prior IRS approval required). | 3a | |
| b | Cash distribution test (attach the required schedule). | 3b | |
| 4 | Qualifying distributions. Add lines 1a through 3b Enter here and on Part V, line 8, and Part XIII, line 4 | 4 | 15,262,386 |
| 5 | Foundations that qualify under section 4940(e) for the reduced rate of tax on net investment income Enter 1% of Part I, line 27b (see page 26 of the instructions). | 5 | 0 |
| 6 | Adjusted qualifying distributions. Subtract line 5 from line 4. | 6 | 15,262,386 |
| Note: The amount on line 6 will be used in Part V, column (b), in subsequent years when calculating whether the foundation qualifies for the section 4940(e) reduction of tax in those years | | | |

Part XIII

Undistributed Income (see page 26 of the instructions)

| | | | | | |
|----|---|---------------|----------------------------|-------------|-------------|
| | | (a) Corpus | (b) Years prior to 2008 | (c) 2008 | (d) 2009 |
| 1 | Distributable amount for 2009 from Part XI, line 7 | | | | 921,068 |
| 2 | Undistributed income, if any, as of the end of 2008 | | | | |
| a | Enter amount for 2008 only. | | | 0 | |
| b | Total for prior years 20____, 20____, 20____ | | 0 | | |
| 3 | Excess distributions carryover, if any, to 2009 | | | | |
| a | From 2004. | | | | 5,872,275 |
| b | From 2005. | | | | 6,190,695 |
| c | From 2006. | | | | 6,344,684 |
| d | From 2007. | | | | 3,763,739 |
| e | From 2008. | | | | 20,526,011 |
| f | Total of lines 3a through e. | 42,697,404 | | | |
| 4 | Qualifying distributions for 2009 from Part XII, line 4 ▶ \$ _____ 15,262,386 | | | | |
| a | Applied to 2008, but not more than line 2a | | | 0 | |
| b | Applied to undistributed income of prior years (Election required—see page 26 of the instructions) | | 0 | | |
| c | Treated as distributions out of corpus (Election required—see page 26 of the instructions). . . | 0 | | | |
| d | Applied to 2009 distributable amount. | | | | 921,068 |
| e | Remaining amount distributed out of corpus | 14,341,318 | | | |
| 5 | Excess distributions carryover applied to 2009 (If an amount appears in column (d), the same amount must be shown in column (a).) | 0 | | | 0 |
| 6 | Enter the net total of each column as indicated below: | | | | |
| a | Corpus Add lines 3f, 4c, and 4e Subtract line 5 | 57,038,722 | | | |
| b | Prior years' undistributed income Subtract line 4b from line 2b. | | 0 | | |
| c | Enter the amount of prior years' undistributed income for which a notice of deficiency has been issued, or on which the section 4942(a) tax has been previously assessed. | | 0 | | |
| d | Subtract line 6c from line 6b Taxable amount—see page 27 of the instructions . . . | | 0 | | |
| e | Undistributed income for 2008 Subtract line 4a from line 2a Taxable amount—see page 27 of the instructions | | | 0 | |
| f | Undistributed income for 2009 Subtract lines 4d and 5 from line 1 This amount must be distributed in 2010 | | | | 0 |
| 7 | Amounts treated as distributions out of corpus to satisfy requirements imposed by section 170(b)(1)(F) or 4942(g)(3) (see page 27 of the instructions) | 0 | | | |
| 8 | Excess distributions carryover from 2004 not applied on line 5 or line 7 (see page 27 of the instructions) | 5,872,275 | | | |
| 9 | Excess distributions carryover to 2010. Subtract lines 7 and 8 from line 6a | 51,166,447 | | | |
| 10 | Analysis of line 9 | | | | |
| a | Excess from 2005. | | | | 6,190,695 |
| b | Excess from 2006. | | | | 6,344,684 |
| c | Excess from 2007. | | | | 3,763,739 |
| d | Excess from 2008. | | | | 20,526,011 |
| e | Excess from 2009. | | | | 14,341,318 |

Part XIV

Private Operating Foundations (see page 27 of the instructions and Part VII-A, question 9)

1a

If the foundation has received a ruling or determination letter that it is a private operating foundation, and the ruling is effective for 2009, enter the date of the ruling.

b

Check box to indicate whether the organization is a private operating foundation described in section 4942(j)(3) or 4942(j)(5)

☐ 4942(j)(3) or ☐ 4942(j)(5)

| | | | | | | |
|----|---|----------|---------------|----------|----------|-----------|
| 2a | Enter the lesser of the adjusted net income from Part I or the minimum investment return from Part X for each year listed | Tax year | Prior 3 years | | | (e) Total |
| | | (a) 2009 | (b) 2008 | (c) 2007 | (d) 2006 | |
| | | | | | | |
| b | 85% of line 2a | | | | | |
| c | Qualifying distributions from Part XII, line 4 for each year listed | | | | | |
| d | Amounts included in line 2c not used directly for active conduct of exempt activities | | | | | |
| e | Qualifying distributions made directly for active conduct of exempt activities. Subtract line 2d from line 2c | | | | | |
| 3 | Complete 3a, b, or c for the alternative test relied upon | | | | | |
| a | "Assets" alternative test—enter | | | | | |
| | (1) Value of all assets | | | | | |
| | (2) Value of assets qualifying under section 4942(j)(3)(B)(i) | | | | | |
| b | "Endowment" alternative test— enter 2/3 of minimum investment return shown in Part X, line 6 for each year listed. | | | | | |
| c | "Support" alternative test—enter | | | | | |
| | (1) Total support other than gross investment income (interest, dividends, rents, payments on securities loans (section 512(a)(5)), or royalties) | | | | | |
| | (2) Support from general public and 5 or more exempt organizations as provided in section 4942(j)(3)(B)(iii). | | | | | |
| | (3) Largest amount of support from an exempt organization | | | | | |
| | (4) Gross investment income | | | | | |

Part XV

Supplementary Information (Complete this part only if the organization had \$5,000 or more in assets at any time during the year—see page 27 of the instructions.)

1

Information Regarding Foundation Managers:

a

List any managers of the foundation who have contributed more than 2% of the total contributions received by the foundation before the close of any tax year (but only if they have contributed more than \$5,000) (See section 507(d)(2))

b

List any managers of the foundation who own 10% or more of the stock of a corporation (or an equally large portion of the ownership of a partnership or other entity) of which the foundation has a 10% or greater interest

2

Information Regarding Contribution, Grant, Gift, Loan, Scholarship, etc., Programs:

Check here ☐ if the foundation only makes contributions to preselected charitable organizations and does not accept unsolicited requests for funds. If the foundation makes gifts, grants, etc. (see page 28 of the instructions) to individuals or organizations under other conditions, complete items 2a, b, c, and d.

a

The name, address, and telephone number of the person to whom applications should be addressed

FRED GREEN
2000 OAK STREET SUITE 200
BAKERSFIELD, CA 93301
(661) 323-4030

b

The form in which applications should be submitted and information and materials they should include

REVIEW "QUALIFICATIONS" AND "STATEMENT OF FAITH" ON THE WEBSITE - WWW.THEBOLTHOUSEFOUNDATION.ORG

c

Any submission deadlines

GRANT APPLICATIONS MAY BE SUBMITTED AT ANY TIME

d

Any restrictions or limitations on awards, such as by geographical areas, charitable fields, kinds of institutions, or other factors

SEE "QUALIFICATIONS" AND "STATEMENT OF FAITH" ON THE WEBSITE - WWW.THEBOLTHOUSEFOUNDATION.ORG

Part XV **Supplementary Information** (continued)

3 Grants and Contributions Paid During the Year or Approved for Future Payment

| Recipient | If recipient is an individual, show any relationship to any foundation manager or substantial contributor | Foundation status of recipient | Purpose of grant or contribution | Amount |
|---|--|--------------------------------------|-------------------------------------|------------|
| Name and address (home or business) | | | | |
| a <i>Paid during the year</i> THE NATIONAL CHRISTIAN FOUNDATION 11625 RAINWATER DRIVE SUITE 500 ALPHARETTA, GA 30004 | NONE | RELIGIOUS ORGANIZATI | UNRESTRICTED USE | 15,000,000 |
| Total | | | 3a | 15,000,000 |
| b <i>Approved for future payment</i> | | | | |
| Total | | | 3b | 0 |

| Enter gross amounts unless otherwise indicated | Unrelated business income | | Excluded by section 512, 513, or 514 | | (e) |
|---|---------------------------|---------------|--------------------------------------|---------------|---|
| | (a) Business code | (b) Amount | (c) Exclusion code | (d) Amount | Related or exempt function income (See page 28 of the instructions) |
| 1 Program service revenue | | | | | |
| a _____ | | | | | |
| b _____ | | | | | |
| c _____ | | | | | |
| d _____ | | | | | |
| e _____ | | | | | |
| f _____ | | | | | |
| g Fees and contracts from government agencies | | | | | |
| 2 Membership dues and assessments. . . . | | | | | |
| 3 Interest on savings and temporary cash investments | | | 14 | 16,936 | |
| 4 Dividends and interest from securities. . . . | | | 14 | 463,197 | |
| 5 Net rental income or (loss) from real estate | | | | | |
| a Debt-financed property. | | | | | |
| b Not debt-financed property. | | | | | |
| 6 Net rental income or (loss) from personal property | | | | | |
| 7 Other investment income. | | | | | |
| 8 Gain or (loss) from sales of assets other than inventory | | | 14 | -216,501 | |
| 9 Net income or (loss) from special events | | | | | |
| 10 Gross profit or (loss) from sales of inventory. . | | | | | |
| 11 Other revenue a _____ | | | | | |
| b _____ | | | | | |
| c _____ | | | | | |
| d _____ | | | | | |
| e _____ | | | | | |
| 12 Subtotal. Add columns (b), (d), and (e). . | | 0 | | 263,632 | 0 |
| 13 Total. Add line 12, columns (b), (d), and (e). | | | 13 | 263,632 | 263,632 |

[illegible]

| | | | |
|--|--------------|------------|-----------|
| 1 Did the organization directly or indirectly engage in any of the following with any other organization described in section 501(c) of the Code (other than section 501(c)(3) organizations) or in section 527, relating to political organizations? | | Yes | No |
| a Transfers from the reporting foundation to a noncharitable exempt organization of | | | |
| (1) Cash. | 1a(1) | | No |
| (2) Other assets. | 1a(2) | | No |
| b Other transactions | | | |
| (1) Sales of assets to a noncharitable exempt organization. | 1b(1) | | No |
| (2) Purchases of assets from a noncharitable exempt organization. | 1b(2) | | No |
| (3) Rental of facilities, equipment, or other assets. | 1b(3) | | No |
| (4) Reimbursement arrangements. | 1b(4) | | No |
| (5) Loans or loan guarantees. | 1b(5) | | No |
| (6) Performance of services or membership or fundraising solicitations. | 1b(6) | | No |
| c Sharing of facilities, equipment, mailing lists, other assets, or paid employees. | 1c | | No |
| d If the answer to any of the above is "Yes," complete the following schedule. Column (b) should always show the fair market value of the goods, other assets, or services given by the reporting foundation. If the foundation received less than fair market value in any transaction or sharing arrangement, show in column (d) the value of the goods, other assets, or services received | | | |

[illegible]

2a Is the foundation directly or indirectly affiliated with, or related to, one or more tax-exempt organizations described in section 501(c) of the Code (other than section 501(c)(3)) or in section 527? ☐ Yes ☒ No

b If "Yes," complete the following schedule

| (a) Name of organization | (b) Type of organization | (c) Description of relationship |
|--------------------------|--------------------------|---------------------------------|
| | | |
| | | |
| | | |
| | | |
| | | |

Sign Here

| | | | | |
|---|--|---|----------|---|
| Under penalties of perjury, I declare that I have examined this return, including accompanying schedules and statements, and to the best of my knowledge and belief, it is true, correct, and complete Declaration of preparer (other than taxpayer or fiduciary) is based on all information of which preparer has any knowledge | | | | |
| ***** | | 2010-08-09 | ***** | |
| Signature of officer or trustee | | Date | Title | |
| Paid Preparer's Use Only | Preparer's Signature | ROBERT J BROUWER | Date | Preparer's identifying number (see Signature on page 30 of the instructions) |
| | Firm's name (or yours if self-employed), address, and ZIP code | DOLINKA VANNOORD & COMPANY PLLP 360 EAST BELTLINE NE STE 200 GRAND RAPIDS, MI 495061208 | EIN | |
| | | | Phone no | (616) 459-2233 |

Additional Data

Software ID: 09000028

Software Version: 2009.04011

EIN: 77-0186343

Name: THE BOLTHOUSE FOUNDATION

Form 990PF Part IV - Capital Gains and Losses for Tax on Investment Income - Columns a - d

| (a) List and describe the kind(s) of property sold (e g , real estate, 2-story brick warehouse, or common stock, 200 shs MLC Co) | (b) How acquired P—Purchase D—Donation | (c) Date acquired (mo , day, yr) | (d) Date sold (mo , day, yr) |
|---|--|--------------------------------------|----------------------------------|
| 50000 SH MADISON WIS CMNTY | P | 2008-04-11 | 2009-01-02 |
| 25000 SH MONTGOMERY CNTY | P | 2008-07-09 | 2009-01-02 |
| 50000 SH NORTH CAROLINA | P | 2008-05-30 | 2009-01-02 |
| 45000 SH FED HOME LN BK 3 875% | P | 2008-04-22 | 2009-02-13 |
| 500000 SH FED HOME LN BK 5% | P | 2008-04-14 | 2009-02-26 |
| 248000 SH NEW CENTY BK PHOENIXVILLE PA CTF | P | 2008-12-16 | 2009-03-19 |
| 248000 SH CNL BK ORLANDO FLA CTF DEP | P | 2008-12-16 | 2009-03-24 |
| 150000 SH FED HM LN MTG 3% | D | 2008-04-03 | 2009-04-01 |
| 35000 SH FED HM LN MTG 2 75% | P | 2008-05-06 | 2009-04-01 |
| 50000 SH ALEXANDRIA VA | P | 2008-07-09 | 2009-07-15 |
| 50000 SH LANSING MICH BRD | D | 2008-04-08 | 2009-07-27 |
| 50000 SH MARSHALL & ILSL | P | 2008-05-14 | 2009-08-03 |
| 50000 SH NORTHERN TRUST CO | D | 2008-04-08 | 2009-08-03 |
| 238000 SH FIRST FED BK CALIF FSB | P | 2008-11-24 | 2009-08-26 |
| 243000 SH GMAC BK MIDVALE UTAH CTF DEP | P | 2008-11-24 | 2009-08-28 |
| 245000 SH MORGAN STANLEY BK | P | 2008-11-24 | 2009-08-28 |
| 50000 SH NEW YORK ST HSG | P | 2008-06-06 | 2009-09-15 |
| 4000 SH BARCLAYS BK PLC SPONSORED ADR | P | 2008-04-09 | 2009-09-24 |
| 1450 SH BARON GROWTH FUND | D | 2008-04-03 | 2009-09-24 |
| 3150 SH DODGE & COX INTL STOCK | D | 2008-04-03 | 2009-09-24 |
| 4000 SH JPMORGAN CHASE CAP | P | 2008-05-08 | 2009-09-24 |
| 9075 SH JULIUS BAER INTL EQUITY I | D | 2008-04-03 | 2009-09-24 |
| 2850 SH MATTHEWS ASIAN GROWTH | D | 2008-04-03 | 2009-09-24 |
| 375 SH PROCTOR & GAMBLE CO | D | 2008-04-03 | 2009-09-24 |
| 200000 SH FED FARM CR BK | P | 2008-08-07 | 2009-09-28 |
| 50000 SH FED HM LN MTG 5 125% | P | 2008-05-30 | 2009-10-23 |
| 800000 SH GENERAL ELEC CAP CORP MEDIUM TERM | P | 2008-10-01 | 2009-10-27 |
| 40000 SH FED NTAL MTG 4% | P | 2008-09-26 | 2009-10-28 |
| 50000 SH PACIFIC BELL | P | 2008-04-21 | 2009-11-02 |
| 1000000 SH AMERICAN EXPRESS | P | 2008-11-17 | 2009-11-12 |

Form 990PF Part IV - Capital Gains and Losses for Tax on Investment Income - Columns e - h

| (e) Gross sales price | (f) Depreciation allowed (or allowable) | (g) Cost or other basis plus expense of sale | (h) Gain or (loss) (e) plus (f) minus (g) |
|-----------------------|--|---|--|
| 50,000 | | 50,025 | -25 |
| 25,000 | | 25,025 | -25 |
| 50,000 | | 50,074 | -74 |
| 45,000 | | 45,025 | -25 |
| 75,000 | | 76,152 | -1,152 |
| 248,000 | | 248,000 | 0 |
| 248,000 | | 248,000 | 0 |
| 150,000 | | 148,847 | 1,153 |
| 35,000 | | 34,150 | 850 |
| 50,000 | | 50,860 | -860 |
| 50,000 | | 52,773 | -2,773 |
| 50,000 | | 49,334 | 666 |
| 50,000 | | 52,041 | -2,041 |
| 238,000 | | 238,000 | 0 |
| 243,000 | | 243,000 | 0 |
| 245,000 | | 245,000 | 0 |
| 50,000 | | 50,025 | -25 |
| 95,678 | | 100,005 | -4,327 |
| 55,738 | | 67,947 | -12,209 |
| 98,180 | | 123,165 | -24,985 |
| 106,677 | | 100,005 | 6,672 |
| 109,345 | | 128,956 | -19,611 |
| 43,121 | | 53,238 | -10,117 |
| 21,619 | | 20,696 | 923 |
| 200,000 | | 203,751 | -3,751 |
| 50,000 | | 50,885 | -885 |
| 800,000 | | 793,096 | 6,904 |
| 40,000 | | 40,221 | -221 |
| 50,000 | | 51,940 | -1,940 |
| 1,049,310 | | 931,850 | 117,460 |

Form 990PF Part IV - Capital Gains and Losses for Tax on Investment Income - Columns i - l

| Complete only for assets showing gain in column (h) and owned by the foundation on 12/31/69 | | | (l) Gains (Col (h) gain minus col (k), but not less than -0-) or Losses (from col (h)) |
|---|-----------------------------------|--|--|
| (i) FM V as of 12/31/69 | (j) Adjusted basis as of 12/31/69 | (k) Excess of col (i) over col (j), if any | |
| | | | -25 |
| | | | -25 |
| | | | -74 |
| | | | -25 |
| | | | -1,152 |
| | | | 0 |
| | | | 0 |
| | | | 1,153 |
| | | | 850 |
| | | | -860 |
| | | | -2,773 |
| | | | 666 |
| | | | -2,041 |
| | | | 0 |
| | | | 0 |
| | | | 0 |
| | | | -25 |
| | | | -4,327 |
| | | | -12,209 |
| | | | -24,985 |
| | | | 6,672 |
| | | | -19,611 |
| | | | -10,117 |
| | | | 923 |
| | | | -3,751 |
| | | | -885 |
| | | | 6,904 |
| | | | -221 |
| | | | -1,940 |
| | | | 117,460 |

Form 990PF Part IV - Capital Gains and Losses for Tax on Investment Income - Columns a - d

| (a) List and describe the kind(s) of property sold (e g , real estate, 2-story brick warehouse, or common stock, 200 shs MLC Co) | (b) How acquired P—Purchase D—Donation | (c) Date acquired (mo , day, yr) | (d) Date sold (mo , day, yr) |
|--|---|---|----------------------------------|
| 150000 SH AMERICAN GEN FI | D | 2008-04-03 | 2009-11-12 |
| 150000 SH BOEING CAP CORP | D | 2008-04-03 | 2009-11-12 |
| 150000 SH FED HM LN BK 5 375% | D | 2008-04-03 | 2009-11-12 |
| 150000 SH GENERAL ELEC CAP | D | 2008-04-03 | 2009-11-12 |
| 150000 SH TARGET CORP | D | 2008-04-03 | 2009-11-12 |
| 700000 SH WELLS FARGO & CO NEW | P | 2009-04-17 | 2009-11-12 |
| 50000 SH TRUSTEET PPTYS | D | 2008-04-08 | 2009-11-17 |
| 50000 SH LEWISTON ME | D | 2008-04-08 | 2009-11-18 |
| 50000 SH FED HOME LN BK 4 5% | P | 2008-05-27 | 2009-11-20 |
| 2000000 SH FEDERAL HOME LN BKS | P | 2009-08-21 | 2009-11-27 |
| 236000 SH WESTERNBANK P R CTF DEP | P | 2008-11-24 | 2009-12-03 |
| 50000 SH BEAR STEARNS CO | P | 2008-06-03 | 2009-12-07 |
| 237000 SH ALLICANCE BK CORP FAIRFAX VA | P | 2008-11-24 | 2009-12-10 |
| BANKAMERICA CORP NEW | P | 2008-09-18 | 2009-01-02 |
| 230 SH BAXTER INTL INC | D | 2008-04-03 | 2009-03-02 |
| 1500 SH ARCHER-DANIELS-MID IND CO | D | 2008-04-03 | 2009-03-16 |
| 800 SH THOMAS & BETTS CORP | D | 2008-04-03 | 2009-03-19 |
| 1 SH TIME WARNER CABLE CL A | D | 2008-04-03 | 2009-03-30 |
| 1 SH TIME WARNER INC | D | 2008-04-03 | 2009-03-31 |
| 267 SH TIME WARNER CABLE CL A | D | 2008-04-03 | 2009-04-01 |
| 300 SH UNIVERSAL HLTH SVCS CL B | D | 2008-04-03 | 2009-06-02 |
| 1066 SH TIME WARNER INC | D | 2008-04-03 | 2009-06-04 |
| 170 SH MORGAN STANLEY | P | 2009-05-08 | 2009-06-26 |
| 700 SH MORGAN STANLEY | D | 2008-04-03 | 2009-06-26 |
| 900 SH ORACLE CORP | D | 2008-04-03 | 2009-07-23 |
| 50 SH APPLE COMPUTER INC | D | 2008-04-03 | 2009-08-25 |
| 1300 SH EAST WEST BANCORP | D | 2008-04-03 | 2009-09-09 |
| 700 SH EAST WEST BANCORP INC | P | 2008-05-22 | 2009-09-09 |
| 450 SH UNIVERSAL HLTH SVCS CL B | D | 2008-04-03 | 2009-10-13 |
| 1 SH BANCO SANTANDER CENTHISPANO | P | 2009-07-08 | 2009-11-06 |

Form 990PF Part IV - Capital Gains and Losses for Tax on Investment Income - Columns e - h

| (e) Gross sales price | (f) Depreciation allowed (or allowable) | (g) Cost or other basis plus expense of sale | (h) Gain or (loss) (e) plus (f) minus (g) |
|-----------------------|--|---|--|
| 126,915 | | 146,292 | -19,377 |
| 164,657 | | 150,053 | 14,604 |
| 167,118 | | 152,233 | 14,885 |
| 160,361 | | 157,349 | 3,012 |
| 164,337 | | 154,856 | 9,481 |
| 737,982 | | 683,636 | 54,346 |
| 53,125 | | 50,617 | 2,508 |
| 51,500 | | 53,180 | -1,680 |
| 50,000 | | 50,900 | -900 |
| 2,000,000 | | 1,996,584 | 3,416 |
| 236,000 | | 236,000 | 0 |
| 50,000 | | 52,234 | -2,234 |
| 237,000 | | 237,000 | 0 |
| 7 | | 11 | -4 |
| 11,846 | | 8,881 | 2,965 |
| 42,914 | | 51,409 | -8,495 |
| 19,471 | | 31,224 | -11,753 |
| 20 | | | 20 |
| 14 | | | 14 |
| 6,549 | | 11,578 | -5,029 |
| 16,889 | | 16,482 | 407 |
| 25,920 | | 35,219 | -9,299 |
| 4,857 | | 4,105 | 752 |
| 20,001 | | 34,363 | -14,362 |
| 20,052 | | 12,321 | 7,731 |
| 8,469 | | 3,109 | 5,360 |
| 11,768 | | 23,933 | -12,165 |
| 6,337 | | 9,752 | -3,415 |
| 29,307 | | 27,707 | 1,600 |
| 3 | | 6 | -3 |

Form 990PF Part IV - Capital Gains and Losses for Tax on Investment Income - Columns i - l

| Complete only for assets showing gain in column (h) and owned by the foundation on 12/31/69 | | | (l) Gains (Col (h) gain minus col (k), but not less than -0-) or Losses (from col (h)) |
|---|-----------------------------------|--|--|
| (i) FM V as of 12/31/69 | (j) Adjusted basis as of 12/31/69 | (k) Excess of col (i) over col (j), if any | |
| | | | -19,377 |
| | | | 14,604 |
| | | | 14,885 |
| | | | 3,012 |
| | | | 9,481 |
| | | | 54,346 |
| | | | 2,508 |
| | | | -1,680 |
| | | | -900 |
| | | | 3,416 |
| | | | 0 |
| | | | -2,234 |
| | | | 0 |
| | | | -4 |
| | | | 2,965 |
| | | | -8,495 |
| | | | -11,753 |
| | | | 20 |
| | | | 14 |
| | | | -5,029 |
| | | | 407 |
| | | | -9,299 |
| | | | 752 |
| | | | -14,362 |
| | | | 7,731 |
| | | | 5,360 |
| | | | -12,165 |
| | | | -3,415 |
| | | | 1,600 |
| | | | -3 |

Form 990PF Part IV - Capital Gains and Losses for Tax on Investment Income - Columns e - h

| (e) Gross sales price | (f) Depreciation allowed (or allowable) | (g) Cost or other basis plus expense of sale | (h) Gain or (loss) (e) plus (f) minus (g) |
|-----------------------|--|---|--|
| 43,441 | | 25,549 | 17,892 |
| 31,429 | | 30,533 | 896 |
| 49,594 | | 28,926 | 20,668 |
| 71,383 | | 21,762 | 49,621 |
| 37,934 | | 24,925 | 13,009 |
| 9 | | | 9 |
| 2,549 | | 1,973 | 576 |
| 4,933 | | 3,820 | 1,113 |
| 3,289 | | 2,546 | 743 |
| 1,644 | | 1,273 | 371 |
| 15,541 | | 22,408 | -6,867 |
| 46,763 | | 29,975 | 16,788 |
| 33,121 | | 49,953 | -16,832 |
| 46,339 | | 48,789 | -2,450 |
| 5,365 | | 4,660 | 705 |
| 40,237 | | 48,602 | -8,365 |
| 4,822 | | 4,482 | 340 |
| 31,342 | | 51,566 | -20,224 |
| 40,651 | | 33,604 | 7,047 |
| 42,265 | | 49,163 | -6,898 |
| 18,863 | | 18,048 | 815 |
| 6,859 | | 6,563 | 296 |
| 12,003 | | 9,375 | 2,628 |
| 3,430 | | 2,679 | 751 |
| 3,429 | | 2,679 | 750 |
| 1,715 | | 1,339 | 376 |
| 1,715 | | 1,339 | 376 |
| 1,715 | | 1,339 | 376 |
| 1,715 | | 1,339 | 376 |
| 1,715 | | 1,339 | 376 |

Form 990PF Part IV - Capital Gains and Losses for Tax on Investment Income - Columns i - l

| Complete only for assets showing gain in column (h) and owned by the foundation on 12/31/69 | | | (l) Gains (Col (h) gain minus col (k), but not less than -0-) or Losses (from col (h)) |
|---|-----------------------------------|--|--|
| (i) FM V as of 12/31/69 | (j) Adjusted basis as of 12/31/69 | (k) Excess of col (i) over col (j), if any | |
| | | | 17,892 |
| | | | 896 |
| | | | 20,668 |
| | | | 49,621 |
| | | | 13,009 |
| | | | 9 |
| | | | 576 |
| | | | 1,113 |
| | | | 743 |
| | | | 371 |
| | | | -6,867 |
| | | | 16,788 |
| | | | -16,832 |
| | | | -2,450 |
| | | | 705 |
| | | | -8,365 |
| | | | 340 |
| | | | -20,224 |
| | | | 7,047 |
| | | | -6,898 |
| | | | 815 |
| | | | 296 |
| | | | 2,628 |
| | | | 751 |
| | | | 750 |
| | | | 376 |
| | | | 376 |
| | | | 376 |
| | | | 376 |
| | | | 376 |

Form 990PF Part IV - Capital Gains and Losses for Tax on Investment Income - Columns a - d

| (a) List and describe the kind(s) of property sold (e g , real estate, 2-story brick warehouse, or common stock, 200 shs MLC Co) | (b) How acquired P—Purchase D—Donation | (c) Date acquired (mo , day, yr) | (d) Date sold (mo , day, yr) |
|---|--|--------------------------------------|----------------------------------|
| 100 SH E M C CORP MASS | P | 2008-09-16 | 2009-11-11 |
| 1100 SH EAST WEST BANCORP INC | P | 2009-11-09 | 2009-11-11 |
| 100 SH EAST WEST BANCORP INC | P | 2009-11-09 | 2009-11-11 |
| 800 F P L GROUP INCORPORATED | P | 2008-09-23 | 2009-11-11 |
| 800 SH GENTEX CP | P | 2008-10-06 | 2009-11-11 |
| 200 SH GENTEX CP | P | 2008-10-06 | 2009-11-11 |
| 200 SH GENTEX CP | P | 2008-10-06 | 2009-11-11 |
| 200 SH GENTEX CP | P | 2008-10-06 | 2009-11-11 |
| 100 SH GENTEX CP | P | 2008-10-06 | 2009-11-11 |
| 100 SH GENTEX CP | P | 2008-10-06 | 2009-11-11 |
| 400 SH HERSHEY CO | P | 2009-05-15 | 2009-11-11 |
| 230 SH HERSHEY CO | P | 2009-05-15 | 2009-11-11 |
| 200 SH HERSHEY CO | P | 2009-05-15 | 2009-11-11 |
| 1250 SH HOME DEPOT | D | 2008-04-03 | 2009-11-11 |
| 250 SH HOME DEPOT INC | P | 2008-09-16 | 2009-11-11 |
| 850 SH HOSPIRA | D | 2008-04-03 | 2009-11-11 |
| 450 SH INTL BUSINESS MACHINES | D | 2008-04-03 | 2009-11-11 |
| 1100 SH INTUIT INC | P | 2009-10-12 | 2009-11-11 |
| 750 SH JC PENNEY CO INC | D | 2008-04-03 | 2009-11-11 |
| 1150 SH JPMORGAN CHASE & CO | D | 2008-04-03 | 2009-11-11 |
| 850 SH KELLOGG CO | D | 2008-04-03 | 2009-11-11 |
| 850 SH LILLY ELI & CO | D | 2008-04-03 | 2009-11-11 |
| 2150 SH L'OREAL ADR | D | 2008-04-03 | 2009-11-11 |
| 200 SH M & T BANK CORP | P | 2009-05-20 | 2009-11-11 |
| 200 SH M & T BANK CORP | P | 2009-05-20 | 2009-11-11 |
| 100 SH M & T BANK CORP | P | 2009-05-20 | 2009-11-11 |
| 100 SH MITSUBISHI UFJ FINL ADRF | P | 2008-12-08 | 2009-11-11 |
| 200 SH MITSUBISHI UFF FINL ADRD | P | 2008-12-08 | 2009-11-11 |
| 200 SH MITSUBISHI UFF FINL ADRD | P | 2008-12-08 | 2009-11-11 |
| 3350 SH MITSUBISHI UFJ FINL ADRF | D | 2008-04-03 | 2009-11-11 |

Form 990PF Part IV - Capital Gains and Losses for Tax on Investment Income - Columns e - h

| (e) Gross sales price | (f) Depreciation allowed (or allowable) | (g) Cost or other basis plus expense of sale | (h) Gain or (loss) (e) plus (f) minus (g) |
|-----------------------|--|---|--|
| 1,715 | | 1,339 | 376 |
| 14,612 | | 14,392 | 220 |
| 1,328 | | 1,308 | 20 |
| 41,143 | | 43,022 | -1,879 |
| 13,869 | | 9,107 | 4,762 |
| 3,467 | | 2,277 | 1,190 |
| 3,467 | | 2,277 | 1,190 |
| 3,467 | | 2,277 | 1,190 |
| 1,735 | | 1,138 | 597 |
| 1,735 | | 1,138 | 597 |
| 15,228 | | 14,087 | 1,141 |
| 8,756 | | 8,100 | 656 |
| 7,614 | | 7,044 | 570 |
| 34,068 | | 36,450 | -2,382 |
| 6,814 | | 6,934 | -120 |
| 40,655 | | 28,223 | 12,432 |
| 56,984 | | 22,962 | 34,022 |
| 33,090 | | 31,785 | 1,305 |
| 22,746 | | 30,683 | -7,937 |
| 50,959 | | 48,059 | 2,900 |
| 44,890 | | 26,540 | 18,350 |
| 29,733 | | 43,996 | -14,263 |
| 46,451 | | 37,888 | 8,563 |
| 12,804 | | 9,683 | 3,121 |
| 12,804 | | 9,683 | 3,121 |
| 6,402 | | 4,841 | 1,561 |
| 571 | | 494 | 77 |
| 1,142 | | 911 | 231 |
| 1,142 | | 911 | 231 |
| 19,126 | | 31,423 | -12,297 |

Form 990PF Part IV - Capital Gains and Losses for Tax on Investment Income - Columns i - l

| Complete only for assets showing gain in column (h) and owned by the foundation on 12/31/69 | | | (l) Gains (Col (h) gain minus col (k), but not less than -0-) or Losses (from col (h)) |
|---|-----------------------------------|--|--|
| (i) FMV as of 12/31/69 | (j) Adjusted basis as of 12/31/69 | (k) Excess of col (i) over col (j), if any | |
| | | | 376 |
| | | | 220 |
| | | | 20 |
| | | | -1,879 |
| | | | 4,762 |
| | | | 1,190 |
| | | | 1,190 |
| | | | 1,190 |
| | | | 597 |
| | | | 597 |
| | | | 1,141 |
| | | | 656 |
| | | | 570 |
| | | | -2,382 |
| | | | -120 |
| | | | 12,432 |
| | | | 34,022 |
| | | | 1,305 |
| | | | -7,937 |
| | | | 2,900 |
| | | | 18,350 |
| | | | -14,263 |
| | | | 8,563 |
| | | | 3,121 |
| | | | 3,121 |
| | | | 1,561 |
| | | | 77 |
| | | | 231 |
| | | | 231 |
| | | | -12,297 |

Form 990PF Part IV - Capital Gains and Losses for Tax on Investment Income - Columns a - d

| (a) List and describe the kind(s) of property sold (e g , real estate, 2-story brick warehouse, or common stock, 200 shs MLC Co) | (b) How acquired P—Purchase D—Donation | (c) Date acquired (mo , day, yr) | (d) Date sold (mo , day, yr) |
|---|--|--------------------------------------|----------------------------------|
| 1450 SH MITSUBISHI UFJ FINL ADRD | P | 2008-09-17 | 2009-11-11 |
| 400 SH MITSUBISHI UFJ FINL ADRF | P | 2008-09-17 | 2009-11-11 |
| 300 SH MITSUBISHI UFJ FINL ADRF | P | 2008-09-17 | 2009-11-11 |
| 1450 SH MOLEX INC CL A | D | 2008-04-03 | 2009-11-11 |
| 50 SH NORTHROP GRUMMAN CORP | P | 2009-10-06 | 2009-11-11 |
| 150 SH NORTHROP GRUMMAN CORP | P | 2009-10-06 | 2009-11-11 |
| 650 SH NORTHROP GRUMMAN CORP | D | 2008-04-03 | 2009-11-11 |
| 2200 SH ORACLE CORP | D | 2008-04-03 | 2009-11-11 |
| 700 SH POLO RALPH LAUREN CL A | P | 2008-12-22 | 2009-11-11 |
| 750 SH QUESTAR CORPORATION | P | 2009-01-14 | 2009-11-11 |
| 1450 SH SAFEWAY INC COM | D | 2008-04-03 | 2009-11-11 |
| 3400 SYNOVUS FIN CORP | D | 2008-04-03 | 2009-11-11 |
| 1350 SH TEXAS INSTRUMENTS INC | D | 2008-04-03 | 2009-11-11 |
| 400 SH THE CHARLES SCHWAB CORP | P | 2009-02-04 | 2009-11-11 |
| 400 SH THE CHARLES SCHWAB CORP | P | 2009-02-04 | 2009-11-11 |
| 200 SH THE CHARLES SCHWAB CORP | P | 2009-02-04 | 2009-11-11 |
| 200 SH THE CHARLES SCHWAB CORP | P | 2009-02-04 | 2009-11-11 |
| 100 SH THE CHARLES SCHWAB CORP | P | 2009-02-04 | 2009-11-11 |
| 1200 SH UNILEVER N V NY SHS NEWF | P | 2009-06-08 | 2009-11-11 |
| 1150 SH VODAFONE AIRTOUCH ADR | D | 2008-04-03 | 2009-11-11 |
| 650 SH VODAFONE AIRTOUCH ADR | P | 2008-10-16 | 2009-11-11 |
| 1650 SH WARNER MUSIC GROUP | D | 2008-04-03 | 2009-11-11 |
| 1600 SH WEATHERFORD INTL LTD | D | 2008-04-03 | 2009-11-11 |
| 200 SH ZIONS BANCORP | P | 2009-08-27 | 2009-11-11 |
| 200 SH ZIONS BANCORP | P | 2009-08-31 | 2009-11-11 |
| 100 SH ZIONS BANCORP | P | 2009-08-31 | 2009-11-11 |
| 100 SH ZIONS BANCORP | P | 2009-08-31 | 2009-11-11 |
| 700 SH ZIONS BANCORP | D | 2008-04-03 | 2009-11-11 |
| 24 SH BANCO SANTENDER CENTHISPANO | P | 2009-11-06 | 2009-11-17 |
| 4000 SH ANGIOTECH PHARM INC | D | 2008-04-03 | 2009-03-31 |

Form 990PF Part IV - Capital Gains and Losses for Tax on Investment Income - Columns e - h

| (e) Gross sales price | (f) Depreciation allowed (or allowable) | (g) Cost or other basis plus expense of sale | (h) Gain or (loss) (e) plus (f) minus (g) |
|-----------------------|--|---|--|
| 8,279 | | 11,121 | -2,842 |
| 2,284 | | 3,068 | -784 |
| 1,713 | | 2,301 | -588 |
| 25,180 | | 21,564 | 3,616 |
| 2,742 | | 2,542 | 200 |
| 8,226 | | 7,626 | 600 |
| 35,648 | | 45,273 | -9,625 |
| 48,104 | | 30,117 | 17,987 |
| 56,937 | | 30,650 | 26,287 |
| 31,964 | | 23,950 | 8,014 |
| 33,835 | | 42,601 | -8,766 |
| 6,281 | | 31,320 | -25,039 |
| 34,120 | | 39,879 | -5,759 |
| 7,209 | | 5,338 | 1,871 |
| 7,209 | | 5,338 | 1,871 |
| 3,605 | | 2,669 | 936 |
| 3,605 | | 2,669 | 936 |
| 1,803 | | 1,335 | 468 |
| 37,791 | | 29,315 | 8,476 |
| 25,709 | | 24,426 | 1,283 |
| 14,531 | | 12,570 | 1,961 |
| 10,976 | | 4,632 | 6,344 |
| 29,724 | | 33,737 | -4,013 |
| 2,653 | | 3,519 | -866 |
| 2,653 | | 3,513 | -860 |
| 1,327 | | 1,757 | -430 |
| 1,326 | | 1,757 | -431 |
| 9,285 | | 33,698 | -24,413 |
| 410 | | | 410 |
| 2,051 | | 9,040 | -6,989 |

Form 990PF Part IV - Capital Gains and Losses for Tax on Investment Income - Columns i - l

| Complete only for assets showing gain in column (h) and owned by the foundation on 12/31/69 | | | (l) Gains (Col (h) gain minus col (k), but not less than -0-) or Losses (from col (h)) |
|---|-----------------------------------|--|--|
| (i) FMV as of 12/31/69 | (j) Adjusted basis as of 12/31/69 | (k) Excess of col (i) over col (j), if any | |
| | | | -2,842 |
| | | | -784 |
| | | | -588 |
| | | | 3,616 |
| | | | 200 |
| | | | 600 |
| | | | -9,625 |
| | | | 17,987 |
| | | | 26,287 |
| | | | 8,014 |
| | | | -8,766 |
| | | | -25,039 |
| | | | -5,759 |
| | | | 1,871 |
| | | | 1,871 |
| | | | 936 |
| | | | 936 |
| | | | 468 |
| | | | 8,476 |
| | | | 1,283 |
| | | | 1,961 |
| | | | 6,344 |
| | | | -4,013 |
| | | | -866 |
| | | | -860 |
| | | | -430 |
| | | | -431 |
| | | | -24,413 |
| | | | 410 |
| | | | -6,989 |

Form 990PF Part IV - Capital Gains and Losses for Tax on Investment Income - Columns a - d

| (a) List and describe the kind(s) of property sold (e g , real estate, 2-story brick warehouse, or common stock, 200 shs MLC Co) | (b) How acquired P—Purchase D—Donation | (c) Date acquired (mo , day, yr) | (d) Date sold (mo , day, yr) |
|---|--|--------------------------------------|----------------------------------|
| 8750 SH ANGIOTECH PHARM INC | D | 2008-04-03 | 2009-05-11 |
| 8500 SH ANGIOTECH PHARM INC | D | 2008-04-03 | 2009-05-12 |
| 95000 SH GE CAPITAL FIN | P | 2008-07-16 | 2009-01-23 |
| 95000 SH GE CAPITAL FIN | P | 2008-07-16 | 2009-01-23 |
| 3302000 SH SCHWAB MUNICIPAL MONEY | P | 2008-10-27 | 2009-02-13 |
| 3427 SH SCHWAB MUNICIPAL MONEY | P | 2008-11-17 | 2009-02-13 |
| 5177 SH SCHWAB MUNICIPAL MONEY | P | 2008-12-31 | 2009-02-13 |
| 1340 SH SCHWAB MUNICIPAL MONEY | P | 2009-01-15 | 2009-02-13 |
| 150 SH GENENTECH INC NEW | D | 2008-04-03 | 2009-03-10 |
| 250 SH OMNICON GROUP INC | D | 2008-04-03 | 2009-03-31 |
| 1 SH OMNICOM GROUP INC | P | 2008-07-03 | 2009-03-31 |
| OMNICOM GROUP INC | P | 2008-10-03 | 2009-03-31 |
| 1 SH OMNICOM GROUP INC | P | 2008-10-03 | 2009-04-03 |
| 2000 SH ORACLE CORPORATION | D | 2008-04-03 | 2009-05-01 |
| 1 SH MANPOWER INC WIS | P | 2008-06-16 | 2009-05-08 |
| 300 SH MANPOWER INC WIS | D | 2008-04-03 | 2009-05-08 |
| 2 SH PALL CORP | P | 2008-05-09 | 2009-05-08 |
| 1 SH PALL CORP | P | 2008-08-19 | 2009-05-08 |
| 550 SH PALL CORP | D | 2008-04-03 | 2009-05-08 |
| 1 SH MANPOWER INC WIS | P | 2008-06-16 | 2009-05-13 |
| 1 SH PALL CORP | P | 2008-08-19 | 2009-05-13 |
| 5 SH CARNIVAL CORP NEW | P | 2008-09-12 | 2009-06-24 |
| 600 SH CARNIVAL CORP NEW | D | 2008-04-03 | 2009-06-24 |
| 7 SH CARNIVAL CORP NEW | P | 2008-06-13 | 2009-06-24 |
| 345 SH NOKIA CORP SPON ADR | P | 2008-10-24 | 2009-06-24 |
| 600 SH NOKIA CORP SPON ADR | D | 2008-04-03 | 2009-06-24 |
| 15 SH NOKIA CORP SPON ADR | P | 2008-05-30 | 2009-06-24 |
| CARNIVAL CORP NEW | P | 2008-09-12 | 2009-06-29 |
| NOKIA CORP SPON ADR | P | 2008-10-24 | 2009-06-29 |
| PHARMACEUTICAL PROD DEV | P | 2008-09-29 | 2009-08-20 |

Form 990PF Part IV - Capital Gains and Losses for Tax on Investment Income - Columns e - h

| (e) Gross sales price | (f) Depreciation allowed (or allowable) | (g) Cost or other basis plus expense of sale | (h) Gain or (loss) (e) plus (f) minus (g) |
|-----------------------|--|---|--|
| 8,796 | | 19,775 | -10,979 |
| 11,913 | | 19,210 | -7,297 |
| 95,000 | | 95,000 | 0 |
| 95,000 | | 95,000 | 0 |
| 3,302,000 | | 3,302,000 | 0 |
| 3,427 | | 3,427 | 0 |
| 5,177 | | 5,177 | 0 |
| 1,340 | | 1,340 | 0 |
| 13,722 | | 12,650 | 1,072 |
| 5,897 | | 11,403 | -5,506 |
| 20 | | 38 | -18 |
| 4 | | 6 | -2 |
| 20 | | 32 | -12 |
| 38,630 | | 27,359 | 11,271 |
| 44 | | 61 | -17 |
| 13,328 | | 16,792 | -3,464 |
| 57 | | 72 | -15 |
| 25 | | 38 | -13 |
| 15,053 | | 17,331 | -2,278 |
| 36 | | 50 | -14 |
| 23 | | 34 | -11 |
| 140 | | 222 | -82 |
| 15,569 | | 25,584 | -10,015 |
| 171 | | 240 | -69 |
| 5,098 | | 5,301 | -203 |
| 8,869 | | 12,186 | -3,317 |
| 223 | | 425 | -202 |
| 13 | | 21 | -8 |
| 2 | | 2 | 0 |
| 7 | | 15 | -8 |

Form 990PF Part IV - Capital Gains and Losses for Tax on Investment Income - Columns i - l

| Complete only for assets showing gain in column (h) and owned by the foundation on 12/31/69 | | | (l) Gains (Col (h) gain minus col (k), but not less than -0-) or Losses (from col (h)) |
|---|--------------------------------------|---|---|
| (i) FM V as of 12/31/69 | (j) Adjusted basis as of 12/31/69 | (k) Excess of col (i) over col (j), if any | |
| | | | -10,979 |
| | | | -7,297 |
| | | | 0 |
| | | | 0 |
| | | | 0 |
| | | | 0 |
| | | | 0 |
| | | | 0 |
| | | | 1,072 |
| | | | -5,506 |
| | | | -18 |
| | | | -2 |
| | | | -12 |
| | | | 11,271 |
| | | | -17 |
| | | | -3,464 |
| | | | -15 |
| | | | -13 |
| | | | -2,278 |
| | | | -14 |
| | | | -11 |
| | | | -82 |
| | | | -10,015 |
| | | | -69 |
| | | | -203 |
| | | | -3,317 |
| | | | -202 |
| | | | -8 |
| | | | 0 |
| | | | -8 |

Form 990PF Part IV - Capital Gains and Losses for Tax on Investment Income - Columns a - d

| (a) List and describe the kind(s) of property sold (e g , real estate, 2-story brick warehouse, or common stock, 200 shs MLC Co) | (b) How acquired P—Purchase D—Donation | (c) Date acquired (mo , day, yr) | (d) Date sold (mo , day, yr) |
|---|--|--------------------------------------|----------------------------------|
| 275 PHARMACEUTICAL PROD DEV | P | 2008-05-28 | 2009-08-20 |
| 1 SH PHAMACEUTICAL PROD DEV | P | 2008-06-27 | 2009-08-20 |
| 309 SH SYSCO CORPORATION | D | 2008-04-03 | 2009-08-20 |
| WALGREE COMPANY | P | 2008-09-12 | 2009-08-20 |
| 275 SH WALGREEN COMPANY | D | 2008-04-03 | 2009-08-20 |
| 1 SH WALGREEN COMPANY | P | 2008-06-12 | 2009-08-20 |
| PHARMACEUTICAL PROD DEV | P | 2008-09-29 | 2009-08-25 |
| 1 SH WALGREEN COMPANY | P | 2008-09-12 | 2009-08-25 |
| 500 SH AGILENT TECHNOLOGIES INC | D | 2008-04-03 | 2009-10-06 |
| 400 SH AUTO DATA PROCESSING | D | 2008-04-03 | 2009-10-06 |
| 3 SH AUTO DATA PROCESSING | P | 2008-07-01 | 2009-10-06 |
| 2 SH AUTO DATA PROCESSING | P | 2008-10-01 | 2009-10-06 |
| 200 SH DIONEX CORP | D | 2008-04-03 | 2009-10-06 |
| 400 SH EMERSON ELECTRIC CO | D | 2008-04-03 | 2009-10-06 |
| 2 SH EMERSON ELECTRIC CO | P | 2008-06-10 | 2009-10-06 |
| 2 SH EMERSON ELECTRIC CO | P | 2008-09-10 | 2009-10-06 |
| 350 SH FOMENTO ECONOMICO MEXICAN | D | 2008-04-03 | 2009-10-06 |
| 3 SH FOMENTO ECONOMICO MEXICANO | P | 2008-05-19 | 2009-10-06 |
| 400 SH KINETIC CONCEPTS INC | D | 2008-04-03 | 2009-10-06 |
| 150 SH MONSANTO CO NEW | P | 2009-05-08 | 2009-10-06 |
| 500 SH WASTE MANAGEMENT INC | D | 2008-04-03 | 2009-10-06 |
| 4 SH WASTE MANAGEMENT INC | P | 2008-06-20 | 2009-10-06 |
| 3 SH WASTE MANAGEMENT INC | P | 2008-09-19 | 2009-10-06 |
| 110 SH WATERS CORP | P | 2008-10-24 | 2009-10-06 |
| 100 SH WATERS CORP | P | 2008-12-31 | 2009-10-06 |
| 190 SH WATERS CORP | P | 2008-05-28 | 2009-10-06 |
| AUTO DATA PROCESSING | P | 2008-10-01 | 2009-10-09 |
| 1 SH EMERSON ELECTRIC CO | P | 2008-09-10 | 2009-10-09 |
| FOMENTO ECONOMICO MEXICANO | P | 2008-05-19 | 2009-10-09 |
| MONSANTO CO NEW | P | 2009-07-24 | 2009-10-09 |

Form 990PF Part IV - Capital Gains and Losses for Tax on Investment Income - Columns e - h

| (e) Gross sales price | (f) Depreciation allowed (or allowable) | (g) Cost or other basis plus expense of sale | (h) Gain or (loss) (e) plus (f) minus (g) |
|-----------------------|--|---|--|
| 5,567 | | 12,008 | -6,441 |
| 13 | | 28 | -15 |
| 7,606 | | 9,063 | -1,457 |
| 8 | | 10 | -2 |
| 8,457 | | 10,489 | -2,032 |
| 23 | | 26 | -3 |
| 6 | | 12 | -6 |
| 18 | | 21 | -3 |
| 13,602 | | 15,615 | -2,013 |
| 15,517 | | 17,524 | -2,007 |
| 107 | | 116 | -9 |
| 87 | | 96 | -9 |
| 12,956 | | 11,800 | 1,156 |
| 15,702 | | 21,448 | -5,746 |
| 82 | | 120 | -38 |
| 75 | | 84 | -9 |
| 16,056 | | 15,050 | 1,006 |
| 138 | | 138 | 0 |
| 14,676 | | 18,840 | -4,164 |
| 11,242 | | 12,992 | -1,750 |
| 14,469 | | 17,348 | -2,879 |
| 101 | | 135 | -34 |
| 101 | | 120 | -19 |
| 6,207 | | 4,478 | 1,729 |
| 5,643 | | 3,668 | 1,975 |
| 10,721 | | 11,819 | -1,098 |
| 19 | | 21 | -2 |
| 33 | | 37 | -4 |
| 22 | | 22 | 0 |
| 37 | | 40 | -3 |

Form 990PF Part IV - Capital Gains and Losses for Tax on Investment Income - Columns i - l

| Complete only for assets showing gain in column (h) and owned by the foundation on 12/31/69 | | | (l) Gains (Col (h) gain minus col (k), but not less than -0-) or Losses (from col (h)) |
|---|-----------------------------------|--|--|
| (i) FM V as of 12/31/69 | (j) Adjusted basis as of 12/31/69 | (k) Excess of col (i) over col (j), if any | |
| | | | -6,441 |
| | | | -15 |
| | | | -1,457 |
| | | | -2 |
| | | | -2,032 |
| | | | -3 |
| | | | -6 |
| | | | -3 |
| | | | -2,013 |
| | | | -2,007 |
| | | | -9 |
| | | | -9 |
| | | | 1,156 |
| | | | -5,746 |
| | | | -38 |
| | | | -9 |
| | | | 1,006 |
| | | | 0 |
| | | | -4,164 |
| | | | -1,750 |
| | | | -2,879 |
| | | | -34 |
| | | | -19 |
| | | | 1,729 |
| | | | 1,975 |
| | | | -1,098 |
| | | | -2 |
| | | | -4 |
| | | | 0 |
| | | | -3 |

Form 990PF Part IV - Capital Gains and Losses for Tax on Investment Income - Columns a - d

| (a) List and describe the kind(s) of property sold (e g , real estate, 2-story brick warehouse, or common stock, 200 shs MLC Co) | (b) How acquired P—Purchase D—Donation | (c) Date acquired (mo , day, yr) | (d) Date sold (mo , day, yr) |
|---|--|--------------------------------------|----------------------------------|
| WASTE MANAGEMENT INC | P | 2008-09-19 | 2009-10-09 |
| 100 SH AMAZON COM INC | P | 2009-05-08 | 2009-10-15 |
| 400 SH COCA COLA COMPANY | D | 2008-04-03 | 2009-10-15 |
| 3 SH COCA COLA COMPANY | P | 2008-07-01 | 2009-10-15 |
| 2 SH COCA COLA COMPANY | P | 2008-10-01 | 2009-10-15 |
| 200 SH COVANCE INC | D | 2008-04-03 | 2009-10-15 |
| 1 SH ECOLAB INC | P | 2008-10-15 | 2009-10-15 |
| 400 SH ECOLAB INC | D | 2008-04-03 | 2009-10-15 |
| 1 SH ECOLAB INC | P | 2008-07-15 | 2009-10-15 |
| 15 SH FEDEC CORP | P | 2009-08-04 | 2009-10-15 |
| 50 SH FEDEX CORP | D | 2008-04-03 | 2009-10-15 |
| FEDEX CORP | P | 2008-07-01 | 2009-10-15 |
| FEDEX CORP | P | 2008-10-01 | 2009-10-15 |
| 1650 FLEXTRONICS INTERNATIONAL LTD | P | 2008-11-14 | 2009-10-15 |
| 1000 FLEXTRONICS INTERNATIONAL LTD | P | 2008-12-31 | 2009-10-15 |
| 850 FLEXTRONICS INTERNATIONAL LTD | P | 2008-05-28 | 2009-10-15 |
| 200 SH GRAINGER W W INC | D | 2008-04-03 | 2009-10-15 |
| 1 SH GRAINGER W W INC | P | 2008-06-01 | 2009-10-15 |
| GRAINGER W W INC | P | 2008-09-01 | 2009-10-15 |
| 350 SH NOVARTIS A G SPON ADR | D | 2008-04-03 | 2009-10-15 |
| 500 NVIDIA CORP | P | 2008-05-28 | 2009-10-15 |
| 400 SH PETSMART INC | D | 2008-04-03 | 2009-10-15 |
| 300 SH SIGMA ALDRICH CORP | D | 2008-04-03 | 2009-10-15 |
| 1 SH SIGMA ALDRICH CORP | P | 2008-06-13 | 2009-10-15 |
| SIGMA ALDRICH CORP | P | 2008-09-15 | 2009-10-15 |
| 291 SH SYSCO CORPORATION | D | 2008-04-03 | 2009-10-15 |
| 5 SH SYSCO CORPORATION | P | 2008-04-25 | 2009-10-15 |
| 4 SH SYSCO CORPORATION | P | 2008-07-25 | 2009-10-15 |
| 1 SH COCA COLA COMPANY | P | 2008-10-01 | 2009-10-20 |
| 1 SH ECOLAB INC | P | 2008-10-15 | 2009-10-20 |

Form 990PF Part IV - Capital Gains and Losses for Tax on Investment Income - Columns e - h

| (e) Gross sales price | (f) Depreciation allowed (or allowable) | (g) Cost or other basis plus expense of sale | (h) Gain or (loss) (e) plus (f) minus (g) |
|-----------------------|--|---|--|
| 14 | | 16 | -2 |
| 9,571 | | 7,756 | 1,815 |
| 21,912 | | 21,725 | 187 |
| 154 | | 152 | 2 |
| 120 | | 113 | 7 |
| 10,942 | | 11,954 | -1,012 |
| 37 | | 30 | 7 |
| 18,452 | | 15,525 | 2,927 |
| 55 | | 52 | 3 |
| 1,189 | | 1,026 | 163 |
| 4,000 | | 4,867 | -867 |
| 6 | | 6 | 0 |
| 5 | | 6 | -1 |
| 12,749 | | 5,222 | 7,527 |
| 7,727 | | 2,588 | 5,139 |
| 6,568 | | 8,919 | -2,351 |
| 18,738 | | 15,158 | 3,580 |
| 83 | | 80 | 3 |
| 10 | | 10 | 0 |
| 18,007 | | 18,046 | -39 |
| 6,848 | | 11,732 | -4,884 |
| 10,173 | | 8,896 | 1,277 |
| 16,513 | | 18,390 | -1,877 |
| 37 | | 39 | -2 |
| 18 | | 17 | 1 |
| 7,693 | | 8,535 | -842 |
| 124 | | 132 | -8 |
| 114 | | 127 | -13 |
| 42 | | 40 | 2 |
| 27 | | 22 | 5 |

Form 990PF Part IV - Capital Gains and Losses for Tax on Investment Income - Columns i - l

| Complete only for assets showing gain in column (h) and owned by the foundation on 12/31/69 | | | (l) Gains (Col (h) gain minus col (k), but not less than -0-) or Losses (from col (h)) |
|---|-----------------------------------|--|--|
| (i) F M V as of 12/31/69 | (j) Adjusted basis as of 12/31/69 | (k) Excess of col (i) over col (j), if any | |
| | | | -2 |
| | | | 1,815 |
| | | | 187 |
| | | | 2 |
| | | | 7 |
| | | | -1,012 |
| | | | 7 |
| | | | 2,927 |
| | | | 3 |
| | | | 163 |
| | | | -867 |
| | | | 0 |
| | | | -1 |
| | | | 7,527 |
| | | | 5,139 |
| | | | -2,351 |
| | | | 3,580 |
| | | | 3 |
| | | | 0 |
| | | | -39 |
| | | | -4,884 |
| | | | 1,277 |
| | | | -1,877 |
| | | | -2 |
| | | | 1 |
| | | | -842 |
| | | | -8 |
| | | | -13 |
| | | | 2 |
| | | | 5 |

Form 990PF Part IV - Capital Gains and Losses for Tax on Investment Income - Columns a - d

| (a) List and describe the kind(s) of property sold (e g , real estate, 2-story brick warehouse, or common stock, 200 shs MLC Co) | (b) How acquired P—Purchase D—Donation | (c) Date acquired (mo , day, yr) | (d) Date sold (mo , day, yr) |
|---|--|--------------------------------------|----------------------------------|
| FEDEX CORP | P | 2009-08-04 | 2009-10-20 |
| 1 SH GRAINGER W W INC | P | 2008-09-01 | 2009-10-20 |
| PETSMART INC | P | 2008-05-16 | 2009-10-20 |
| PETSMART INC | P | 2008-08-15 | 2009-10-20 |
| SIGMA ALDRICH CORP | P | 2008-09-15 | 2009-10-20 |
| SYSCO CORPORATION | P | 2008-07-25 | 2009-10-20 |
| 200 SH 3M COMPANY | P | 2009-05-08 | 2009-10-22 |
| 2 SH 3M COMPANY | P | 2009-06-12 | 2009-10-22 |
| 1 SH 3M COMPANY | P | 2009-09-12 | 2009-10-22 |
| 400 SH ACCENTURE LTD CL A | D | 2008-04-03 | 2009-10-22 |
| 700 SH ALBERTO CULVER CO | D | 2008-04-03 | 2009-10-22 |
| 2 SH ALBERTO CULVER CO | P | 2008-05-20 | 2009-10-22 |
| 1 SH ALBERTO CULVER CO | P | 2008-08-20 | 2009-10-22 |
| 85 SH APPLE COMPUTER INC | P | 2008-10-24 | 2009-10-22 |
| 50 SH APPLE COMPUTER INC | P | 2008-11-14 | 2009-10-22 |
| 65 SH APPLE COMPUTER INC | P | 2008-05-28 | 2009-10-22 |
| 450 SH CITRIX SYSTEMS INC | P | 2008-10-24 | 2009-10-22 |
| 150 SH GARMIN LTD REG SHS ISIN | P | 2009-08-20 | 2009-10-22 |
| 150 SH GARMIN LTD REG SHS ISIN | D | 2008-04-03 | 2009-10-22 |
| 250 SH HEWLETT-PACKARD COMPANY | D | 2008-04-03 | 2009-10-22 |
| 600 SH INTEL CORP | D | 2008-04-03 | 2009-10-22 |
| 4 SH INTEL CORP | P | 2008-06-01 | 2009-10-22 |
| 3 SH INTEL CORP | P | 2008-09-01 | 2009-10-22 |
| 1200 SH INTUIT INC | D | 2008-04-03 | 2009-10-22 |
| 650 SH MICROSOFT CORP | D | 2008-04-03 | 2009-10-22 |
| 3 SH MICROSOFT CORP | P | 2008-06-12 | 2009-10-22 |
| 2 SH MICROSOFT CORP | P | 2008-09-11 | 2009-10-22 |
| 300 SH NORFOLK SOUTHERN CORP | P | 2009-05-06 | 2009-10-22 |
| 2 SH NORFOLK SOUTHERN CORP | P | 2009-09-10 | 2009-10-22 |
| 500 SH QUALCOMM INC | D | 2008-04-03 | 2009-10-22 |

Form 990PF Part IV - Capital Gains and Losses for Tax on Investment Income - Columns e - h

| (e) Gross sales price | (f) Depreciation allowed (or allowable) | (g) Cost or other basis plus expense of sale | (h) Gain or (loss) (e) plus (f) minus (g) |
|-----------------------|--|---|--|
| 11 | | 10 | 1 |
| 75 | | 71 | 4 |
| 13 | | 12 | 1 |
| 12 | | 12 | 0 |
| 22 | | 22 | 0 |
| 5 | | 6 | -1 |
| 15,750 | | 11,981 | 3,769 |
| 133 | | 102 | 31 |
| 103 | | 95 | 8 |
| 15,020 | | 11,908 | 3,112 |
| 18,642 | | 19,530 | -888 |
| 46 | | 46 | 0 |
| 34 | | 36 | -2 |
| 17,385 | | 7,953 | 9,432 |
| 10,226 | | 4,612 | 5,614 |
| 13,294 | | 12,075 | 1,219 |
| 17,439 | | 9,683 | 7,756 |
| 5,823 | | 4,429 | 1,394 |
| 5,823 | | 8,462 | -2,639 |
| 11,988 | | 8,208 | 3,780 |
| 11,962 | | 11,956 | 6 |
| 71 | | 84 | -13 |
| 69 | | 80 | -11 |
| 35,605 | | 34,092 | 1,513 |
| 17,119 | | 17,609 | -490 |
| 68 | | 72 | -4 |
| 64 | | 63 | 1 |
| 14,413 | | 11,267 | 3,146 |
| 96 | | 95 | 1 |
| 20,307 | | 20,975 | -668 |

Form 990PF Part IV - Capital Gains and Losses for Tax on Investment Income - Columns i - l

| Complete only for assets showing gain in column (h) and owned by the foundation on 12/31/69 | | | (l) Gains (Col (h) gain minus col (k), but not less than -0-) or Losses (from col (h)) |
|---|-----------------------------------|--|--|
| (i) FM V as of 12/31/69 | (j) Adjusted basis as of 12/31/69 | (k) Excess of col (i) over col (j), if any | |
| | | | 1 |
| | | | 4 |
| | | | 1 |
| | | | 0 |
| | | | 0 |
| | | | -1 |
| | | | 3,769 |
| | | | 31 |
| | | | 8 |
| | | | 3,112 |
| | | | -888 |
| | | | 0 |
| | | | -2 |
| | | | 9,432 |
| | | | 5,614 |
| | | | 1,219 |
| | | | 7,756 |
| | | | 1,394 |
| | | | -2,639 |
| | | | 3,780 |
| | | | 6 |
| | | | -13 |
| | | | -11 |
| | | | 1,513 |
| | | | -490 |
| | | | -4 |
| | | | 1 |
| | | | 3,146 |
| | | | 1 |
| | | | -668 |

Form 990PF Part IV - Capital Gains and Losses for Tax on Investment Income - Columns a - d

| (a) List and describe the kind(s) of property sold (e g , real estate, 2-story brick warehouse, or common stock, 200 shs MLC Co) | (b) How acquired P—Purchase D—Donation | (c) Date acquired (mo , day, yr) | (d) Date sold (mo , day, yr) |
|---|--|--------------------------------------|----------------------------------|
| 2 SH QUALCOMM INC | P | 2008-06-27 | 2009-10-22 |
| 1 SH QUALCOMM INC | P | 2008-09-26 | 2009-10-22 |
| 250 SH STRYKER CORP | D | 2008-04-03 | 2009-10-22 |
| 400 SH ABBOTT LABORATORIES | D | 2008-04-03 | 2009-10-26 |
| 3 SH ABBOTT LABORATORIES | P | 2008-05-15 | 2009-10-26 |
| 2 SH ABBOTT LABORATORIES | P | 2008-08-15 | 2009-10-26 |
| 175 SH ADOBE SYSTEMS INC | D | 2008-04-03 | 2009-10-26 |
| 150 SH ADOBE SYSTEMS INC | P | 2008-10-24 | 2009-10-26 |
| 125 SH ALCON INC COM SHS | D | 2008-04-03 | 2009-10-26 |
| 1 SH ALCON INC COM SHS | P | 2008-05-22 | 2009-10-26 |
| 500 SH APPLIED MATERIALS INC | P | 2008-11-14 | 2009-10-26 |
| 500 SH APPLIED MATERIALS INC | D | 2008-04-03 | 2009-10-26 |
| 2 SH APPLIED MATERIALS INC | P | 2008-06-05 | 2009-10-26 |
| 2 SH APPLIED MATERIALS INC | P | 2008-09-04 | 2009-10-26 |
| 497 SH APPLIED MATERIALS INC | P | 2008-10-24 | 2009-10-26 |
| 125 SH BARD C R INCORPORATED | P | 2008-10-24 | 2009-10-26 |
| 350 SH BAXTER INTERNATIONAL INC | D | 2008-04-03 | 2009-10-26 |
| 1 SH BAXTER INTERNATIONAL INC | P | 2008-07-01 | 2009-10-26 |
| 1 SH BAXTER INTERNATIONAL INC | P | 2008-10-01 | 2009-10-26 |
| 1 SH CELGENE CORP | P | 2009-03-31 | 2009-10-26 |
| 1300 SH CISCO SYSTEMS INC | D | 2008-04-03 | 2009-10-26 |
| 150 SH COLGATE-PALMOLIVE CO | D | 2008-04-03 | 2009-10-26 |
| 1 SH COLGATE-PALMOLIVE CO | P | 2008-05-15 | 2009-10-26 |
| COLGATE-PALMOLIVE CO | P | 2008-08-15 | 2009-10-26 |
| 325 SH CONCEPTUS INC | P | 2009-08-20 | 2009-10-26 |
| 325 SH CONCEPTUS INC | P | 2008-05-28 | 2009-10-26 |
| 350 SH COSTCO WHSL CORP NEW | D | 2008-04-03 | 2009-10-26 |
| 1 SH COSTCO WHSL CORP NEW | P | 2008-05-30 | 2009-10-26 |
| COSTCO WHSL CORP NEW | P | 2008-08-22 | 2009-10-26 |
| 1500 SH E M C CORP MASS | D | 2008-04-03 | 2009-10-26 |

Form 990PF Part IV - Capital Gains and Losses for Tax on Investment Income - Columns e - h

| (e) Gross sales price | (f) Depreciation allowed (or allowable) | (g) Cost or other basis plus expense of sale | (h) Gain or (loss) (e) plus (f) minus (g) |
|-----------------------|--|---|--|
| 68 | | 80 | -12 |
| 54 | | 61 | -7 |
| 12,169 | | 11,253 | 916 |
| 20,288 | | 18,614 | 1,674 |
| 140 | | 144 | -4 |
| 114 | | 132 | -18 |
| 6,037 | | 6,328 | -291 |
| 5,174 | | 3,548 | 1,626 |
| 17,993 | | 14,428 | 3,565 |
| 144 | | 153 | -9 |
| 6,455 | | 5,247 | 1,208 |
| 6,457 | | 9,645 | -3,188 |
| 20 | | 30 | -10 |
| 21 | | 30 | -9 |
| 6,418 | | 5,634 | 784 |
| 9,457 | | 10,161 | -704 |
| 19,207 | | 13,514 | 5,693 |
| 67 | | 76 | -9 |
| 42 | | 51 | -9 |
| 10,480 | | 8,976 | 1,504 |
| 30,931 | | 28,299 | 2,632 |
| 11,647 | | 10,188 | 1,459 |
| 65 | | 60 | 5 |
| 12 | | 12 | 0 |
| 5,942 | | 5,800 | 142 |
| 5,942 | | 6,072 | -130 |
| 20,219 | | 18,911 | 1,308 |
| 45 | | 56 | -11 |
| 13 | | 15 | -2 |
| 26,031 | | 20,235 | 5,796 |

Form 990PF Part IV - Capital Gains and Losses for Tax on Investment Income - Columns i - l

| Complete only for assets showing gain in column (h) and owned by the foundation on 12/31/69 | | | (l) Gains (Col (h) gain minus col (k), but not less than -0-) or Losses (from col (h)) |
|---|-----------------------------------|--|--|
| (i) FM V as of 12/31/69 | (j) Adjusted basis as of 12/31/69 | (k) Excess of col (i) over col (j), if any | |
| | | | -12 |
| | | | -7 |
| | | | 916 |
| | | | 1,674 |
| | | | -4 |
| | | | -18 |
| | | | -291 |
| | | | 1,626 |
| | | | 3,565 |
| | | | -9 |
| | | | 1,208 |
| | | | -3,188 |
| | | | -10 |
| | | | -9 |
| | | | 784 |
| | | | -704 |
| | | | 5,693 |
| | | | -9 |
| | | | -9 |
| | | | 1,504 |
| | | | 2,632 |
| | | | 1,459 |
| | | | 5 |
| | | | 0 |
| | | | 142 |
| | | | -130 |
| | | | 1,308 |
| | | | -11 |
| | | | -2 |
| | | | 5,796 |

Form 990PF Part IV - Capital Gains and Losses for Tax on Investment Income - Columns a - d

| (a) List and describe the kind(s) of property sold (e g , real estate, 2-story brick warehouse, or common stock, 200 shs MLC Co) | (b) How acquired P—Purchase D—Donation | (c) Date acquired (mo , day, yr) | (d) Date sold (mo , day, yr) |
|---|--|--------------------------------------|----------------------------------|
| 4000 SH FLEXTRONICS INTERNATIONAL LTD | P | 2008-12-31 | 2009-10-26 |
| 200 SH GENZYME CORPORATION | D | 2008-04-03 | 2009-10-26 |
| 350 SH GILEAD SCIENCES INC | P | 2009-06-24 | 2009-10-26 |
| 75 SH GOOGLE INC CLASS A | D | 2008-04-03 | 2009-10-26 |
| 25 SH GOOGLE INC CLASS A | P | 2008-10-24 | 2009-10-26 |
| 199 SH INTL BUSINESS MACHINES | P | 2009-05-01 | 2009-10-26 |
| 200 SH INTL BUSINESS MACHINES | D | 2008-04-03 | 2009-10-26 |
| 1 SH INTL BUSINESS MACHINES | P | 2008-06-10 | 2009-10-26 |
| 1 SH INTL BUSINESS MACHINES | P | 2008-09-10 | 2009-10-26 |
| 200 SH JOHNSON & JOHNSON | D | 2008-04-03 | 2009-10-26 |
| 1 SH JOHNSON & JOHNSON | P | 2008-06-10 | 2009-10-26 |
| 1 SH JOHNSON & JOHNSON | P | 2008-09-09 | 2009-10-26 |
| 500 SH KANSAS CITY SOUTHERN CP | D | 2008-04-03 | 2009-10-26 |
| 200 SH MC DONALDS CORP | P | 2009-08-20 | 2009-10-26 |
| 1 SH MC DONALDS CORP | P | 2009-09-15 | 2009-10-26 |
| 800 SH MEDTRONIC INC | D | 2008-04-03 | 2009-10-26 |
| 2 SH MEDTRONIC INC | P | 2008-04-25 | 2009-10-26 |
| 2 SH MEDTRONIC INC | P | 2008-07-25 | 2009-10-26 |
| 300 SH MERCK & CO INC | D | 2008-04-03 | 2009-10-26 |
| 3 SH MERCK & CO INC | P | 2008-07-01 | 2009-10-26 |
| 3 SH MERCK & CO INC | P | 2008-10-01 | 2009-10-26 |
| 350 SH PEPSICO INCORPORATED | D | 2008-04-03 | 2009-10-26 |
| 2 SH PEPSICO INCORPORATED | P | 2008-06-30 | 2009-10-26 |
| 2 SH PEPSICO INCORPORATED | P | 2008-09-30 | 2009-10-26 |
| 200 SH RESEARCH IN MOTION LTD | P | 2009-06-24 | 2009-10-26 |
| 600 SH ST JUDE MEDICAL INC | P | 2009-07-24 | 2009-10-26 |
| 600 SH TEVA PHARMACEUTICAL INDS | D | 2008-04-03 | 2009-10-26 |
| 1 SH TEVA PHARMACEUTICAL INDS LTD ADR | P | 2008-06-05 | 2009-10-26 |
| 1 SH TEVA PHARMACEUTICAL INDS LTD ADR | P | 2008-08-27 | 2009-10-26 |
| 150 SH THE SCOTTS MIRACLE GRO COMPANY CL | P | 2009-07-13 | 2009-10-26 |

Form 990PF Part IV - Capital Gains and Losses for Tax on Investment Income - Columns e - h

| (e) Gross sales price | (f) Depreciation allowed (or allowable) | (g) Cost or other basis plus expense of sale | (h) Gain or (loss) (e) plus (f) minus (g) |
|-----------------------|--|---|--|
| 28,741 | | 10,351 | 18,390 |
| 10,332 | | 13,552 | -3,220 |
| 15,126 | | 16,213 | -1,087 |
| 41,573 | | 29,241 | 12,332 |
| 13,858 | | 8,432 | 5,426 |
| 23,963 | | 20,771 | 3,192 |
| 24,043 | | 15,290 | 8,753 |
| 94 | | 100 | -6 |
| 106 | | 100 | 6 |
| 12,028 | | 12,566 | -538 |
| 83 | | 92 | -9 |
| 37 | | 44 | -7 |
| 13,376 | | 20,400 | -7,024 |
| 11,858 | | 11,238 | 620 |
| 59 | | 55 | 4 |
| 29,001 | | 39,480 | -10,479 |
| 73 | | 100 | -27 |
| 72 | | 106 | -34 |
| 9,625 | | 11,130 | -1,505 |
| 99 | | 114 | -15 |
| 93 | | 94 | -1 |
| 21,182 | | 20,475 | 707 |
| 139 | | 149 | -10 |
| 103 | | 122 | -19 |
| 13,064 | | 14,337 | -1,273 |
| 6,900 | | 7,571 | -671 |
| 29,809 | | 24,912 | 4,897 |
| 73 | | 68 | 5 |
| 26 | | 25 | 1 |
| 6,232 | | 5,454 | 778 |

Form 990PF Part IV - Capital Gains and Losses for Tax on Investment Income - Columns i - l

| Complete only for assets showing gain in column (h) and owned by the foundation on 12/31/69 | | | (l) Gains (Col (h) gain minus col (k), but not less than -0-) or Losses (from col (h)) |
|---|-----------------------------------|--|--|
| (i) F M V as of 12/31/69 | (j) Adjusted basis as of 12/31/69 | (k) Excess of col (i) over col (j), if any | |
| | | | 18,390 |
| | | | -3,220 |
| | | | -1,087 |
| | | | 12,332 |
| | | | 5,426 |
| | | | 3,192 |
| | | | 8,753 |
| | | | -6 |
| | | | 6 |
| | | | -538 |
| | | | -9 |
| | | | -7 |
| | | | -7,024 |
| | | | 620 |
| | | | 4 |
| | | | -10,479 |
| | | | -27 |
| | | | -34 |
| | | | -1,505 |
| | | | -15 |
| | | | -1 |
| | | | 707 |
| | | | -10 |
| | | | -19 |
| | | | -1,273 |
| | | | -671 |
| | | | 4,897 |
| | | | 5 |
| | | | 1 |
| | | | 778 |

Form 990PF Part IV - Capital Gains and Losses for Tax on Investment Income - Columns a - d

| (a) List and describe the kind(s) of property sold (e g , real estate, 2-story brick warehouse, or common stock, 200 shs MLC Co) | (b) How acquired P—Purchase D—Donation | (c) Date acquired (mo , day, yr) | (d) Date sold (mo , day, yr) |
|---|--|--------------------------------------|----------------------------------|
| 500 SH THE SCOTTS MIRACLE GRO CO | D | 2008-04-03 | 2009-10-26 |
| 2 SH THE SCOTTS MIRACLE GRO COMPANY CL | P | 2008-06-05 | 2009-10-26 |
| 2 SH THE SCOTTS MIRACLE GRO COMPANY CL | P | 2008-09-05 | 2009-10-26 |
| 300 SH TRIMBLE NAV LTD | D | 2008-04-03 | 2009-10-26 |
| 200 SH WAL-MART | P | 2009-05-19 | 2009-10-26 |
| 1 SH WAL-MART | P | 2009-09-08 | 2009-10-26 |
| 350 SH YUM! BRANDS INC | P | 2009-06-24 | 2009-10-26 |
| 1 SH YUM! BRANDS INC | P | 2009-08-07 | 2009-10-26 |
| 3M COMPANY | P | 2009-09-12 | 2009-10-27 |
| ALBERTO CULVER CO | P | 2008-08-20 | 2009-10-27 |
| HEWLETT-PACKARD COMPANY | P | 2008-07-02 | 2009-10-27 |
| HEWLETT-PACKARD COMPANY | P | 2008-10-01 | 2009-10-27 |
| INTEL CORP | P | 2008-09-01 | 2009-10-27 |
| MICROSOFT CORP | P | 2008-09-11 | 2009-10-27 |
| NORFOLK SOUTHERN CORP | P | 2009-09-10 | 2009-10-27 |
| QUALCOMM INC | P | 2008-09-26 | 2009-10-27 |
| ABBOTT LABORATORIES | P | 2008-08-15 | 2009-10-29 |
| ALCON INC COM SHS | P | 2008-05-22 | 2009-10-29 |
| APPLIED MATERIALS INC | P | 2008-11-14 | 2009-10-29 |
| BARD C R INCORPORATED | P | 2009-02-06 | 2009-10-29 |
| BARD C R INCORPORATED | P | 2009-05-08 | 2009-10-29 |
| BARD C R INCORPORATED | P | 2009-07-31 | 2009-10-29 |
| BAXTER INTERNATIONAL INC | P | 2008-10-01 | 2009-10-29 |
| 1 SH COLGATE-PALMOLIVE CO | P | 2008-08-15 | 2009-10-29 |
| 1 SH COSTCO WHSL CORP NEW | P | 2008-08-22 | 2009-10-29 |
| 1 SH INTL BUSINESS MACHINES | P | 2009-05-01 | 2009-10-29 |
| 1 SH JOHNSON & JOHNSON | P | 2008-09-09 | 2009-10-29 |
| 1 SH MC DONALDS CORP | P | 2009-09-15 | 2009-10-29 |
| 1 SH MEDTRONIC INC | P | 2008-07-25 | 2009-10-29 |
| 1 SH MERCK & CO INC | P | 2008-10-01 | 2009-10-29 |

Form 990PF Part IV - Capital Gains and Losses for Tax on Investment Income - Columns e - h

| (e) Gross sales price | (f) Depreciation allowed (or allowable) | (g) Cost or other basis plus expense of sale | (h) Gain or (loss) (e) plus (f) minus (g) |
|-----------------------|--|---|--|
| 20,844 | | 17,490 | 3,354 |
| 92 | | 63 | 29 |
| 95 | | 63 | 32 |
| 6,458 | | 8,343 | -1,885 |
| 10,038 | | 9,928 | 110 |
| 50 | | 51 | -1 |
| 11,892 | | 11,488 | 404 |
| 34 | | 36 | -2 |
| 9 | | 8 | 1 |
| 10 | | 10 | 0 |
| 21 | | 20 | 1 |
| 20 | | 20 | 0 |
| 3 | | 4 | -1 |
| 9 | | 9 | 0 |
| 7 | | 7 | 0 |
| 17 | | 19 | -2 |
| 11 | | 13 | -2 |
| 50 | | 53 | -3 |
| 2 | | 1 | 1 |
| 18 | | 20 | -2 |
| 21 | | 20 | 1 |
| 23 | | 21 | 2 |
| 21 | | 25 | -4 |
| 48 | | 48 | 0 |
| 36 | | 42 | -6 |
| 80 | | 69 | 11 |
| 41 | | 48 | -7 |
| 49 | | 45 | 4 |
| 30 | | 44 | -14 |
| 21 | | 21 | 0 |

Form 990PF Part IV - Capital Gains and Losses for Tax on Investment Income - Columns i - l

| Complete only for assets showing gain in column (h) and owned by the foundation on 12/31/69 | | | (l) Gains (Col (h) gain minus col (k), but not less than -0-) or Losses (from col (h)) |
|---|-----------------------------------|--|--|
| (i) FM V as of 12/31/69 | (j) Adjusted basis as of 12/31/69 | (k) Excess of col (i) over col (j), if any | |
| | | | 3,354 |
| | | | 29 |
| | | | 32 |
| | | | -1,885 |
| | | | 110 |
| | | | -1 |
| | | | 404 |
| | | | -2 |
| | | | 1 |
| | | | 0 |
| | | | 1 |
| | | | 0 |
| | | | -1 |
| | | | 0 |
| | | | 0 |
| | | | -2 |
| | | | -2 |
| | | | -3 |
| | | | 1 |
| | | | -2 |
| | | | 1 |
| | | | 2 |
| | | | -4 |
| | | | 0 |
| | | | -6 |
| | | | 11 |
| | | | -7 |
| | | | 4 |
| | | | -14 |
| | | | 0 |

Form 990PF Part IV - Capital Gains and Losses for Tax on Investment Income - Columns a - d

| (a) List and describe the kind(s) of property sold (e g , real estate, 2-story brick warehouse, or common stock, 200 shs MLC Co) | (b) How acquired P—Purchase D—Donation | (c) Date acquired (mo , day, yr) | (d) Date sold (mo , day, yr) |
|---|--|--------------------------------------|----------------------------------|
| PEPSICO INCORPORATED | P | 2008-09-30 | 2009-10-29 |
| 1 SH TEVA PHARMACEUTICAL INDS LTD ADR | P | 2008-08-27 | 2009-10-29 |
| THE SCOTTS MIRACLE GRO COMPANY CL | P | 2009-07-13 | 2009-10-29 |
| WAL-MART | P | 2009-09-08 | 2009-10-29 |
| 1 SH YUM! BRANDS INC | P | 2009-08-07 | 2009-10-29 |
| | P | | |
| Capital Gains Dividends | P | | |

Form 990PF Part IV - Capital Gains and Losses for Tax on Investment Income - Columns e - h

| (e) Gross sales price | (f) Depreciation allowed (or allowable) | (g) Cost or other basis plus expense of sale | (h) Gain or (loss) (e) plus (f) minus (g) |
|-----------------------|--|---|--|
| 24 | | 28 | -4 |
| 39 | | 38 | 1 |
| 21 | | 18 | 3 |
| 3 | | 4 | -1 |
| 29 | | 30 | -1 |
| | | | 0 |
| 58 | | | 58 |

Form 990PF Part IV - Capital Gains and Losses for Tax on Investment Income - Columns i - l

| Complete only for assets showing gain in column (h) and owned by the foundation on 12/31/69 | | | (l) Gains (Col (h) gain minus col (k), but not less than -0-) or Losses (from col (h)) |
|---|-----------------------------------|--|--|
| (i) F M V as of 12/31/69 | (j) Adjusted basis as of 12/31/69 | (k) Excess of col (i) over col (j), if any | |
| | | | -4 |
| | | | 1 |
| | | | 3 |
| | | | -1 |
| | | | -1 |
| | | | 0 |
| | | | 58 |

TY 2009 Accounting Fees Schedule

Name: THE BOLTHOUSE FOUNDATION

EIN: 77-0186343

| Category | Amount | Net Investment Income | Adjusted Net Income | Disbursements for Charitable Purposes |
|------------|--------|--------------------------|------------------------|---|
| ACCOUNTING | 12,380 | 0 | | 12,380 |

**TY 2009 Investments Corporate
Bonds Schedule****Name:** THE BOLTHOUSE FOUNDATION**EIN:** 77-0186343

| Name of Bond | End of Year Book Value | End of Year Fair Market Value |
|-----------------|---------------------------|----------------------------------|
| CORPORATE BONDS | 102,199 | 102,199 |

**TY 2009 Investments Corporate
Stock Schedule**

Name: THE BOLTHOUSE FOUNDATION

EIN: 77-0186343

| Name of Stock | End of Year Book Value | End of Year Fair Market Value |
|---------------|---------------------------|----------------------------------|
| STOCKS | 0 | 0 |

TY 2009 Investments Government Obligations Schedule

Name: THE BOLTHOUSE FOUNDATION

EIN: 77-0186343

**US Government Securities - End of
Year Book Value:**

2,172,559

**US Government Securities - End of
Year Fair Market Value:**

2,172,559

**State & Local Government
Securities - End of Year Book
Value:**

3,918,231

**State & Local Government
Securities - End of Year Fair
Market Value:**

3,918,231

TY 2009 Other Expenses Schedule**Name:** THE BOLTHOUSE FOUNDATION**EIN:** 77-0186343

| Description | Revenue and Expenses per Books | Net Invest ment Income | Adjusted Net Income | Disbursements for Charitable Purposes |
|----------------|-----------------------------------|---------------------------|---------------------|--|
| TELEPHONE | 720 | 0 | | 720 |
| WEB HOSTING | 760 | 0 | | 760 |
| MANAGEMENT FEE | 228,000 | 0 | | 228,000 |
| TRAVEL | 10,169 | 0 | | 10,241 |
| CONFERENCES | 3,970 | 0 | | 3,970 |

TY 2009 Other Increases Schedule

Name: THE BOLTHOUSE FOUNDATION

EIN: 77-0186343

| Description | Amount |
|--------------------------------|-----------|
| UNREALIZED GAIN ON INVESTMENTS | 1,129,311 |

TY 2009 Other Professional Fees Schedule

Name: THE BOLTHOUSE FOUNDATION

EIN: 77-0186343

| Category | Amount | Net Investment Income | Adjusted Net Income | Disbursements for Charitable Purposes |
|-------------------------------|--------|--------------------------|------------------------|---|
| INVESTMENT MANAGEMENT FEES | 65,134 | 65,134 | | 0 |

TY 2009 Taxes Schedule**Name:** THE BOLTHOUSE FOUNDATION**EIN:** 77-0186343

| Category | Amount | Net Investment Income | Adjusted Net Income | Disbursements for Charitable Purposes |
|--------------------|--------|--------------------------|------------------------|---|
| EXCISE TAX | 6,000 | 0 | | 6,000 |
| TAXES AND LICENSES | 315 | 0 | | 315 |
| FOREIGN TAX | 651 | 651 | | 0 |