



See a Social Security Number? Say Something!
Report Privacy Problems to <https://public.resource.org/privacy>
Or call the IRS Identity Theft Hotline at 1-800-908-4490



Form **990-PF**

**Return of Private Foundation
or Section 4947(a)(1) Nonexempt Charitable Trust
Treated as a Private Foundation**

OMB No 1545-0052

2009

Department of the Treasury
Internal Revenue Service

Note The foundation may be able to use a copy of this return to satisfy state reporting requirements

For calendar year 2009, or tax year beginning , and ending

G Check all that apply Initial return Initial return of a former public charity Final return
 Amended return Address change Name change

<p>Use the IRS label. Otherwise, print or type. See Specific Instructions.</p> <p>Name of foundation OTTO REDLICH CHARITABLE TRUST</p> <p>Number and street (or P O box number if mail is not delivered to street address) Room/suite C/O JP MORGAN SERVICES, PO BOX 6089</p> <p>City or town, state, and ZIP code NEWARK DE 19714</p> <p>Check type of organization <input type="checkbox"/> Section 501(c)(3) exempt private foundation <input checked="" type="checkbox"/> Section 4947(a)(1) nonexempt charitable trust <input type="checkbox"/> Other taxable private foundation</p> <p>Fair market value of all assets at end of year (from Part II, col (c), line 16) ▶ \$ 246,814 (Part I, column (d) must be on cash basis)</p> <p>J Accounting method <input checked="" type="checkbox"/> Cash <input type="checkbox"/> Accrual <input type="checkbox"/> Other (specify)</p>	<p>A Employer identification number 76-6189212</p> <p>B Telephone number (see page 10 of the instructions) 817-856-5118</p> <p>C If exemption application is pending, check here ▶ <input type="checkbox"/></p> <p>D 1 Foreign organizations, check here ▶ <input type="checkbox"/> 2. Foreign organizations meeting the 85% test, check here and attach computation ▶ <input type="checkbox"/></p> <p>E If private foundation status was terminated under section 507(b)(1)(A), check here ▶ <input type="checkbox"/></p> <p>F If the foundation is in a 60-month termination under section 507(b)(1)(B), check here ▶ <input type="checkbox"/></p>
---	--

Part I Analysis of Revenue and Expenses (The total of amounts in columns (b), (c), and (d) may not necessarily equal the amounts in column (a) (see page 11 of the instructions))		(a) Revenue and expenses per books	(b) Net investment income	(c) Adjusted net income	(d) Disbursements for charitable purposes (cash basis only)
Revenue	1 Contributions, gifts, grants, etc., received (attach schedule)				
	2 Check <input checked="" type="checkbox"/> if the foundation is not required to attach Sch B				
	3 Interest on savings and temporary cash investments	1,853	57		
	4 Dividends and interest from securities	4,552	4,549		
	5a Gross rents				
	b Net rental income or (loss)				
	6a Net gain or (loss) from sale of assets not on line 10	-23,674			
	b Gross sales price for all assets on line 6a 188,713				
	7 Capital gain net income (from Part IV, line 2)		0		
	8 Net short-term capital gain			0	
	9 Income modifications				
	10a Gross sales less returns & allowances				
b Less Cost of goods sold					
c Gross profit or (loss) (attach schedule)					
11 Other income (attach schedule) STMT 1	113				
12 Total. Add lines 1 through 11	-17,156	4,606	0		
Operating and Administrative Expenses	13 Compensation of officers, directors, trustees, etc	3,968	3,571		397
	14 Other employee salaries and wages				
	15 Pension plans, employee benefits				
	16a Legal fees (attach schedule) SEE STMT 2	785			785
	b Accounting fees (attach schedule)				
	c Other professional fees (attach schedule)				
	17 Interest				
	18 Taxes (attach schedule) (see page 14 of the instructions) STMT 3	47	47		
	19 Depreciation (attach schedule) and depletion				
	20 Occupancy				
	21 Travel, conferences, and meetings				
	22 Printing and publications				
	23 Other expenses (att sch)				
	24 Total operating and administrative expenses. Add lines 13 through 23	4,800	3,618		1,182
	25 Contributions, gifts, grants paid	12,400			12,400
26 Total expenses and disbursements. Add lines 24 and 25	17,200	3,618	0	13,582	
27 Subtract line 26 from line 12					
a Excess of revenue over expenses and disbursements	-34,356				
b Net investment income (if negative, enter -0-)		988			
c Adjusted net income (if negative, enter -0-)			0		

ENVELOPE POSTAL SERVICE MAY 17 2010
 SCANNED MAY 21 2010

RECEIVED
SEE STMT 2
MAY 20 2010
OGDEN, UT
IRS-CRC

19th P

Part II Balance Sheets		Attached schedules and amounts in the description column should be for end-of-year amounts only (See instructions)		Beginning of year	End of year	
				(a) Book Value	(b) Book Value	(c) Fair Market Value
Assets	1	Cash—non-interest-bearing				
	2	Savings and temporary cash investments		27,695	21,480	21,480
	3	Accounts receivable ▶	297			
		Less: allowance for doubtful accounts ▶		482	297	
	4	Pledges receivable ▶				
		Less: allowance for doubtful accounts ▶				
	5	Grants receivable				
	6	Receivables due from officers, directors, trustees, and other disqualified persons (attach schedule) (see page 16 of the instructions)				
	7	Other notes and loans receivable (att schedule) ▶				
		Less: allowance for doubtful accounts ▶				
	8	Inventories for sale or use				
	9	Prepaid expenses and deferred charges				
	10a	Investments—U S and state government obligations (attach schedule)				
	b	Investments—corporate stock (attach schedule) SEE STMT 4		108,061	119,296	131,597
	c	Investments—corporate bonds (attach schedule) SEE STMT 5		118,107	91,417	93,737
	11	Investments—land, buildings, and equipment basis ▶				
	Less: accumulated depreciation (attach sch) ▶					
12	Investments—mortgage loans					
13	Investments—other (attach schedule) SEE STATEMENT 6		12,500			
14	Land, buildings, and equipment basis ▶					
	Less: accumulated depreciation (attach sch) ▶					
15	Other assets (describe ▶)					
16	Total assets (to be completed by all filers—see the instructions. Also, see page 1, item I)		266,845	232,490	246,814	
Liabilities	17	Accounts payable and accrued expenses				
	18	Grants payable				
	19	Deferred revenue				
	20	Loans from officers, directors, trustees, and other disqualified persons				
	21	Mortgages and other notes payable (attach schedule)				
	22	Other liabilities (describe ▶)				
	23	Total liabilities (add lines 17 through 22)		0	0	
Net Assets or Fund Balances	Foundations that follow SFAS 117, check here ▶ <input type="checkbox"/> and complete lines 24 through 26 and lines 30 and 31.					
	24	Unrestricted				
	25	Temporarily restricted				
	26	Permanently restricted				
	Foundations that do not follow SFAS 117, check here ▶ <input checked="" type="checkbox"/> and complete lines 27 through 31.					
	27	Capital stock, trust principal, or current funds		266,845	232,490	
	28	Paid-in or capital surplus, or land, bldg, and equipment fund				
	29	Retained earnings, accumulated income, endowment, or other funds				
30	Total net assets or fund balances (see page 17 of the instructions)		266,845	232,490		
31	Total liabilities and net assets/fund balances (see page 17 of the instructions)		266,845	232,490		

Part III Analysis of Changes in Net Assets or Fund Balances

1	Total net assets or fund balances at beginning of year—Part II, column (a), line 30 (must agree with end-of-year figure reported on prior year's return)	1	266,845
2	Enter amount from Part I, line 27a	2	-34,356
3	Other increases not included in line 2 (itemize) ▶ SEE STATEMENT 7	3	1
4	Add lines 1, 2, and 3	4	232,490
5	Decreases not included in line 2 (itemize) ▶	5	
6	Total net assets or fund balances at end of year (line 4 minus line 5)—Part II, column (b), line 30	6	232,490

Part IV Capital Gains and Losses for Tax on Investment Income

(a) List and describe the kind(s) of property sold (e.g., real estate, 2-story brick warehouse, or common stock, 200 shs. MLC Co.)		(b) How acquired P—Purchase D—Donation	(c) Date acquired (mo., day, yr.)	(d) Date sold (mo., day, yr.)
1a	SEE ATTACHED	P	VARIOUS	VARIOUS
b	SEE ATTACHED	P	VARIOUS	VARIOUS
c				
d				
e				
(e) Gross sales price	(f) Depreciation allowed (or allowable)	(g) Cost or other basis plus expense of sale	(h) Gain or (loss) (e) plus (f) minus (g)	
a	71,164	86,181	-15,017	
b	117,549	126,206	-8,657	
c				
d				
e				
Complete only for assets showing gain in column (h) and owned by the foundation on 12/31/69				(i) Gains (Col (h) gain minus col (k), but not less than -0-) or Losses (from col (h))
(i) F M V as of 12/31/69	(j) Adjusted basis as of 12/31/69	(k) Excess of col (i) over col (j), if any		
a				-15,017
b				-8,657
c				
d				
e				
2	Capital gain net income or (net capital loss)	{ If gain, also enter in Part I, line 7 If (loss), enter -0- in Part I, line 7 }		-23,674
3	Net short-term capital gain or (loss) as defined in sections 1222(5) and (6) If gain, also enter in Part I, line 8, column (c) (see pages 13 and 17 of the instructions) If (loss) enter -0- in Part I line 8	}		

Part V Qualification Under Section 4940(e) for Reduced Tax on Net Investment Income

(For optional use by domestic private foundations subject to the section 4940(a) tax on net investment income.)

If section 4940(d)(2) applies, leave this part blank

Was the foundation liable for the section 4942 tax on the distributable amount of any year in the base period? Yes No

If "Yes," the foundation does not qualify under section 4940(e) Do not complete this part

1 Enter the appropriate amount in each column for each year, see page 18 of the instructions before making any entries

(a) Base period years Calendar year (or tax year beginning in)	(b) Adjusted qualifying distributions	(c) Net value of noncharitable-use assets	(d) Distribution ratio (col (b) divided by col (c))
2008	10,400	266,981	0.038954
2007	16,553	300,980	0.054997
2006	518	283,406	0.001828
2005	502	267,230	0.001879
2004	4,887	258,269	0.018922
2	Total of line 1, column (d)		0.116580
3	Average distribution ratio for the 5-year base period—divide the total on line 2 by 5, or by the number of years the foundation has been in existence if less than 5 years		0.023316
4	Enter the net value of noncharitable-use assets for 2009 from Part X, line 5		236,272
5	Multiply line 4 by line 3		5,509
6	Enter 1% of net investment income (1% of Part I, line 27b)		10
7	Add lines 5 and 6		5,519
8	Enter qualifying distributions from Part XII, line 4 If line 8 is equal to or greater than line 7, check the box in Part VI, line 1b, and complete that part using a 1% tax rate See the Part VI instructions on page 18		13,582

Part VI Excise Tax Based on Investment Income (Section 4940(a), 4940(b), 4940(e), or 4948—see page 18 of the instructions)

1a	Exempt operating foundations described in section 4940(d)(2), check here <input type="checkbox"/> and enter "N/A" on line 1. Date of ruling or determination letter. (attach copy of letter if necessary—see instructions)		
b	Domestic foundations that meet the section 4940(e) requirements in Part V, check here <input checked="" type="checkbox"/> and enter 1% of Part I, line 27b	1	10
c	All other domestic foundations enter 2% of line 27b. Exempt foreign organizations enter 4% of Part I, line 12, col (b)		
2	Tax under section 511 (domestic section 4947(a)(1) trusts and taxable foundations only Others enter -0-)	2	0
3	Add lines 1 and 2	3	10
4	Subtitle A (income) tax (domestic section 4947(a)(1) trusts and taxable foundations only Others enter -0-)	4	0
5	Tax based on investment income. Subtract line 4 from line 3. If zero or less, enter -0-	5	10
6	Credits/Payments		
a	2009 estimated tax payments and 2008 overpayment credited to 2009	6a	16
b	Exempt foreign organizations—tax withheld at source	6b	
c	Tax paid with application for extension of time to file (Form 8868)	6c	
d	Backup withholding erroneously withheld	6d	
7	Total credits and payments Add lines 6a through 6d	7	16
8	Enter any penalty for underpayment of estimated tax Check here <input type="checkbox"/> if Form 2220 is attached	8	
9	Tax due. If the total of lines 5 and 8 is more than line 7, enter amount owed	9	
10	Overpayment. If line 7 is more than the total of lines 5 and 8, enter the amount overpaid	10	6
11	Enter the amount of line 10 to be Credited to 2010 estimated tax 6 Refunded	11	

Part VII-A Statements Regarding Activities

	Yes	No
1a During the tax year, did the foundation attempt to influence any national, state, or local legislation or did it participate or intervene in any political campaign?		X
1b Did it spend more than \$100 during the year (either directly or indirectly) for political purposes (see page 19 of the instructions for definition)? If the answer is "Yes" to 1a or 1b , attach a detailed description of the activities and copies of any materials published or distributed by the foundation in connection with the activities		X
1c Did the foundation file Form 1120-POL for this year?		X
d Enter the amount (if any) of tax on political expenditures (section 4955) imposed during the year: (1) On the foundation \$ _____ (2) On foundation managers \$ _____		
e Enter the reimbursement (if any) paid by the foundation during the year for political expenditure tax imposed on foundation managers \$ _____		
2 Has the foundation engaged in any activities that have not previously been reported to the IRS? If "Yes," attach a detailed description of the activities		X
3 Has the foundation made any changes, not previously reported to the IRS, in its governing instrument, articles of incorporation, or bylaws, or other similar instruments? If "Yes," attach a conformed copy of the changes		X
4a Did the foundation have unrelated business gross income of \$1,000 or more during the year?		X
4b If "Yes," has it filed a tax return on Form 990-T for this year?	N/A	
5 Was there a liquidation, termination, dissolution, or substantial contraction during the year? If "Yes," attach the statement required by General Instruction T		X
6 Are the requirements of section 508(e) (relating to sections 4941 through 4945) satisfied either • By language in the governing instrument, or • By state legislation that effectively amends the governing instrument so that no mandatory directions that conflict with the state law remain in the governing instrument?	X	
7 Did the foundation have at least \$5,000 in assets at any time during the year? If "Yes," complete Part II, col (c), and Part XV	X	
8a Enter the states to which the foundation reports or with which it is registered (see page 19 of the instructions) TX		
8b If the answer is "Yes" to line 7, has the foundation furnished a copy of Form 990-PF to the Attorney General (or designate) of each state as required by General Instruction G? If "No," attach explanation	X	
9 Is the foundation claiming status as a private operating foundation within the meaning of section 4942(j)(3) or 4942(j)(5) for calendar year 2009 or the taxable year beginning in 2009 (see instructions for Part XIV on page 27)? If "Yes," complete Part XIV		X
10 Did any persons become substantial contributors during the tax year? If "Yes," attach a schedule listing their names and addresses		X

Part VII-A Statements Regarding Activities (continued)

11	At any time during the year, did the foundation, directly or indirectly, own a controlled entity within the meaning of section 512(b)(13)? If "Yes," attach schedule (see page 20 of the instructions)	11		X
12	Did the foundation acquire a direct or indirect interest in any applicable insurance contract before August 17, 2008?	12		X
13	Did the foundation comply with the public inspection requirements for its annual returns and exemption application? Website address ▶ N/A	13	X	
14	The books are in care of ▶ JPMORGAN CHASE BANK 550 EAST BORDER STREET Located at ▶ ARLINGTON, TX	Telephone no ▶ 817-856-5118 ZIP+4 ▶ 76010		
15	Section 4947(a)(1) nonexempt charitable trusts filing Form 990-PF in lieu of Form 1041—Check here and enter the amount of tax-exempt interest received or accrued during the year	▶	15	▶ X 1,799

Part VII-B Statements Regarding Activities for Which Form 4720 May Be Required

File Form 4720 if any item is checked in the "Yes" column, unless an exception applies.

		Yes	No
1a	During the year did the foundation (either directly or indirectly):		
(1)	Engage in the sale or exchange, or leasing of property with a disqualified person? <input type="checkbox"/> Yes <input checked="" type="checkbox"/> No		
(2)	Borrow money from, lend money to, or otherwise extend credit to (or accept it from) a disqualified person? <input type="checkbox"/> Yes <input checked="" type="checkbox"/> No		
(3)	Furnish goods, services, or facilities to (or accept them from) a disqualified person? <input type="checkbox"/> Yes <input checked="" type="checkbox"/> No		
(4)	Pay compensation to, or pay or reimburse the expenses of, a disqualified person? <input checked="" type="checkbox"/> Yes <input type="checkbox"/> No		
(5)	Transfer any income or assets to a disqualified person (or make any of either available for the benefit or use of a disqualified person)? <input type="checkbox"/> Yes <input checked="" type="checkbox"/> No		
(6)	Agree to pay money or property to a government official? (Exception. Check "No" if the foundation agreed to make a grant to or to employ the official for a period after termination of government service, if terminating within 90 days) <input type="checkbox"/> Yes <input checked="" type="checkbox"/> No		
b	If any answer is "Yes" to 1a(1)-(6), did any of the acts fail to qualify under the exceptions described in Regulations section 53.4941(d)-3 or in a current notice regarding disaster assistance (see page 20 of the instructions)? Organizations relying on a current notice regarding disaster assistance check here ▶ <input type="checkbox"/>	1b	X
c	Did the foundation engage in a prior year in any of the acts described in 1a, other than excepted acts, that were not corrected before the first day of the tax year beginning in 2009? N/A	1c	
2	Taxes on failure to distribute income (section 4942) (does not apply for years the foundation was a private operating foundation defined in section 4942(j)(3) or 4942(j)(5))		
a	At the end of tax year 2009, did the foundation have any undistributed income (lines 6d and 6e, Part XIII) for tax year(s) beginning before 2009? <input type="checkbox"/> Yes <input checked="" type="checkbox"/> No If "Yes," list the years ▶ 20 , 20 , 20 , 20		
b	Are there any years listed in 2a for which the foundation is not applying the provisions of section 4942(a)(2) (relating to incorrect valuation of assets) to the year's undistributed income? (If applying section 4942(a)(2) to all years listed, answer "No" and attach statement—see page 20 of the instructions) N/A	2b	
c	If the provisions of section 4942(a)(2) are being applied to any of the years listed in 2a, list the years here. ▶ 20 , 20 , 20 , 20		
3a	Did the foundation hold more than a 2% direct or indirect interest in any business enterprise at any time during the year? <input type="checkbox"/> Yes <input checked="" type="checkbox"/> No		
b	If "Yes," did it have excess business holdings in 2009 as a result of (1) any purchase by the foundation or disqualified persons after May 26, 1969, (2) the lapse of the 5-year period (or longer period approved by the Commissioner under section 4943(c)(7)) to dispose of holdings acquired by gift or bequest, or (3) the lapse of the 10-, 15-, or 20-year first phase holding period? (Use Schedule C, Form 4720, to determine if the foundation had excess business holdings in 2009) N/A	3b	
4a	Did the foundation invest during the year any amount in a manner that would jeopardize its charitable purposes?	4a	X
b	Did the foundation make any investment in a prior year (but after December 31, 1969) that could jeopardize its charitable purpose that had not been removed from jeopardy before the first day of the tax year beginning in 2009?	4b	X

Part VII-B Statements Regarding Activities for Which Form 4720 May Be Required (continued)

5a During the year did the foundation pay or incur any amount to

(1) Carry on propaganda, or otherwise attempt to influence legislation (section 4945(e))? Yes No

(2) Influence the outcome of any specific public election (see section 4955), or to carry on, directly or indirectly, any voter registration drive? Yes No

(3) Provide a grant to an individual for travel, study, or other similar purposes? Yes No

(4) Provide a grant to an organization other than a charitable, etc., organization described in section 509(a)(1), (2), or (3), or section 4940(d)(2)? (see page 22 of the instructions) Yes No

(5) Provide for any purpose other than religious, charitable, scientific, literary, or educational purposes, or for the prevention of cruelty to children or animals? Yes No

b If any answer is "Yes" to 5a(1)-(5), did any of the transactions fail to qualify under the exceptions described in Regulations section 53.4945 or in a current notice regarding disaster assistance (see page 22 of the instructions)? Yes No **N/A** **5b**

Organizations relying on a current notice regarding disaster assistance check here

c If the answer is "Yes" to question 5a(4), does the foundation claim exemption from the tax because it maintained expenditure responsibility for the grant? Yes No **N/A**

If "Yes," attach the statement required by Regulations section 53.4945-5(d)

6a Did the foundation, during the year, receive any funds, directly or indirectly, to pay premiums on a personal benefit contract? Yes No

b Did the foundation, during the year, pay premiums, directly or indirectly, on a personal benefit contract? Yes No **6b** **X**

If "Yes" to 6b, file Form 8870

7a At any time during the tax year, was the foundation a party to a prohibited tax shelter transaction? Yes No

b If yes, did the foundation receive any proceeds or have any net income attributable to the transaction? Yes No **N/A** **7b**

Part VIII Information About Officers, Directors, Trustees, Foundation Managers, Highly Paid Employees, and Contractors

1 List all officers, directors, trustees, foundation managers and their compensation (see page 22 of the instructions).

(a) Name and address	(b) Title, and average hours per week devoted to position	(c) Compensation (if not paid, enter -0-)	(d) Contributions to employee benefit plans and deferred compensation	(e) Expense account, other allowances
JP MORGAN CHASE BANK 550 EAST BORDER STREET ARLINGTON TX 76010	TRUSTEE 5.00	3,968	0	0

2 Compensation of five highest-paid employees (other than those included on line 1—see page 23 of the instructions). If none, enter "NONE."

(a) Name and address of each employee paid more than \$50,000	(b) Title, and average hours per week devoted to position	(c) Compensation	(d) Contributions to employee benefit plans and deferred compensation	(e) Expense account, other allowances
NONE				

Total number of other employees paid over \$50,000 ▶

Part VIII Information About Officers, Directors, Trustees, Foundation Managers, Highly Paid Employees, and Contractors (continued)

3 Five highest-paid independent contractors for professional services (see page 23 of the instructions). If none, enter "NONE."

(a) Name and address of each person paid more than \$50,000	(b) Type of service	(c) Compensation
NONE		

Total number of others receiving over \$50,000 for professional services ▶

Part IX-A Summary of Direct Charitable Activities

List the foundation's four largest direct charitable activities during the tax year. Include relevant statistical information such as the number of organizations and other beneficiaries served, conferences convened, research papers produced, etc.	Expenses
1 N/A	
2	
3	
4	

Part IX-B Summary of Program-Related Investments (see page 24 of the instructions)

Describe the two largest program-related investments made by the foundation during the tax year on lines 1 and 2	Amount
1 N/A	
2	
3 All other program-related investments. See page 24 of the instructions	
Total. Add lines 1 through 3 ▶	

Part X Minimum Investment Return (All domestic foundations must complete this part. Foreign foundations, see page 24 of the instructions.)

1	Fair market value of assets not used (or held for use) directly in carrying out charitable, etc., purposes.		
a	Average monthly fair market value of securities	1a	204,780
b	Average of monthly cash balances	1b	35,090
c	Fair market value of all other assets (see page 24 of the instructions)	1c	0
d	Total (add lines 1a, b, and c)	1d	239,870
e	Reduction claimed for blockage or other factors reported on lines 1a and 1c (attach detailed explanation)	1e	0
2	Acquisition indebtedness applicable to line 1 assets	2	0
3	Subtract line 2 from line 1d	3	239,870
4	Cash deemed held for charitable activities Enter 1½ % of line 3 (for greater amount, see page 25 of the instructions)	4	3,598
5	Net value of noncharitable-use assets. Subtract line 4 from line 3 Enter here and on Part V, line 4	5	236,272
6	Minimum investment return. Enter 5% of line 5	6	11,814

Part XI Distributable Amount (see page 25 of the instructions) (Section 4942(j)(3) and (j)(5) private operating foundations and certain foreign organizations check here and do not complete this part)

1	Minimum investment return from Part X, line 6	1	11,814
2a	Tax on investment income for 2009 from Part VI, line 5	2a	10
b	Income tax for 2009 (This does not include the tax from Part VI)	2b	
c	Add lines 2a and 2b	2c	10
3	Distributable amount before adjustments Subtract line 2c from line 1	3	11,804
4	Recoveries of amounts treated as qualifying distributions	4	
5	Add lines 3 and 4	5	11,804
6	Deduction from distributable amount (see page 25 of the instructions)	6	
7	Distributable amount as adjusted Subtract line 6 from line 5. Enter here and on Part XIII, line 1	7	11,804

Part XII Qualifying Distributions (see page 25 of the instructions)

1	Amounts paid (including administrative expenses) to accomplish charitable, etc., purposes		
a	Expenses, contributions, gifts, etc.—total from Part I, column (d), line 26	1a	13,582
b	Program-related investments—total from Part IX-B	1b	
2	Amounts paid to acquire assets used (or held for use) directly in carrying out charitable, etc., purposes	2	
3	Amounts set aside for specific charitable projects that satisfy the		
a	Suitability test (prior IRS approval required)	3a	
b	Cash distribution test (attach the required schedule)	3b	
4	Qualifying distributions. Add lines 1a through 3b Enter here and on Part V, line 8, and Part XIII, line 4	4	13,582
5	Foundations that qualify under section 4940(e) for the reduced rate of tax on net investment income. Enter 1% of Part I, line 27b (see page 26 of the instructions)	5	10
6	Adjusted qualifying distributions. Subtract line 5 from line 4	6	13,572

Note. The amount on line 6 will be used in Part v, column (b), in subsequent years when calculating whether the foundation qualifies for the section 4940(e) reduction of tax in those years

Part XIII Undistributed Income (see page 26 of the instructions)

	(a) Corpus	(b) Years prior to 2008	(c) 2008	(d) 2009
1 Distributable amount for 2009 from Part XI, line 7				11,804
2 Undistributed income, if any, as of the end of 2009				
a Enter amount for 2008 only			13,198	
b Total for prior years 20____, 20____, 20____				
3 Excess distributions carryover, if any, to 2009				
a From 2004				
b From 2005				
c From 2006				
d From 2007				
e From 2008				
f Total of lines 3a through e				
4 Qualifying distributions for 2009 from Part XII, line 4 ▶ \$ <u>13,582</u>				
a Applied to 2008, but not more than line 2a			13,198	
b Applied to undistributed income of prior years (Election required—see page 26 of the instructions)				
c Treated as distributions out of corpus (Election required—see page 26 of the instructions)				
d Applied to 2009 distributable amount				384
e Remaining amount distributed out of corpus				
5 Excess distributions carryover applied to 2009 (If an amount appears in column (d), the same amount must be shown in column (a))				
6 Enter the net total of each column as indicated below.				
a Corpus Add lines 3f, 4c, and 4e Subtract line 5				
b Prior years' undistributed income Subtract line 4b from line 2b				
c Enter the amount of prior years' undistributed income for which a notice of deficiency has been issued, or on which the section 4942(a) tax has been previously assessed				
d Subtract line 6c from line 6b Taxable amount—see page 27 of the instructions				
e Undistributed income for 2008. Subtract line 4a from line 2a Taxable amount—see page 27 of the instructions				
f Undistributed income for 2009. Subtract lines 4d and 5 from line 1 This amount must be distributed in 2010				11,420
7 Amounts treated as distributions out of corpus to satisfy requirements imposed by section 170(b)(1)(F) or 4942(g)(3) (see page 27 of the instructions)				
8 Excess distributions carryover from 2004 not applied on line 5 or line 7 (see page 27 of the instructions)				
9 Excess distributions carryover to 2010. Subtract lines 7 and 8 from line 6a				
10 Analysis of line 9				
a Excess from 2005				
b Excess from 2006				
c Excess from 2007				
d Excess from 2008				
e Excess from 2009				

Part XIV Private Operating Foundations (see page 27 of the instructions and Part VII-A, question 9)

1a If the foundation has received a ruling or determination letter that it is a private operating foundation, and the ruling is effective for 2009, enter the date of the ruling ▶

b Check box to indicate whether the foundation is a private operating foundation described in section 4942(j)(3) or 4942(j)(5)

	Tax year	Prior 3 years			(e) Total
	(a) 2009	(b) 2008	(c) 2007	(d) 2006	
2a Enter the lesser of the adjusted net income from Part I or the minimum investment return from Part X for each year listed					
b 85% of line 2a					
c Qualifying distributions from Part XII, line 4 for each year listed					
d Amounts included in line 2c not used directly for active conduct of exempt activities					
e Qualifying distributions made directly for active conduct of exempt activities Subtract line 2d from line 2c					
3 Complete 3a, b, or c for the alternative test relied upon					
a "Assets" alternative test—enter					
(1) Value of all assets					
(2) Value of assets qualifying under section 4942(j)(3)(B)(i)					
b "Endowment" alternative test—enter 2/3 of minimum investment return shown in Part X, line 6 for each year listed					
c "Support" alternative test—enter					
(1) Total support other than gross investment income (interest, dividends, rents, payments on securities loans (section 512(a)(5)), or royalties)					
(2) Support from general public and 5 or more exempt organizations as provided in section 4942(j)(3)(B)(iii)					
(3) Largest amount of support from an exempt organization					
(4) Gross investment income					

Part XV Supplementary Information (Complete this part only if the foundation had \$5,000 or more in assets at any time during the year—see page 28 of the instructions.)

1 Information Regarding Foundation Managers:

a List any managers of the foundation who have contributed more than 2% of the total contributions received by the foundation before the close of any tax year (but only if they have contributed more than \$5,000) (See section 507(d)(2))
N/A

b List any managers of the foundation who own 10% or more of the stock of a corporation (or an equally large portion of the ownership of a partnership or other entity) of which the foundation has a 10% or greater interest
N/A

2 Information Regarding Contribution, Grant, Gift, Loan, Scholarship, etc., Programs:

Check here if the foundation only makes contributions to preselected charitable organizations and does not accept unsolicited requests for funds. If the foundation makes gifts, grants, etc. (see page 28 of the instructions) to individuals or organizations under other conditions, complete items 2a, b, c, and d

a The name, address, and telephone number of the person to whom applications should be addressed
N/A

b The form in which applications should be submitted and information and materials they should include
N/A

c Any submission deadlines
N/A

d Any restrictions or limitations on awards, such as by geographical areas, charitable fields, kinds of institutions, or other factors
N/A

Part XV Supplementary Information (continued)

3 Grants and Contributions Paid During the Year or Approved for Future Payment

Recipient Name and address (home or business)	If recipient is an individual, show any relationship to any foundation manager or substantial contributor	Foundation status of recipient	Purpose of grant or contribution	Amount
a Paid during the year YMCA OF METRO FT WORTH 512 LAMAR STREET FORT WORTH TX 76102	NONE	PUBLIC GENERAL PROGRAM	EXPENSES	5,800
TX SCOTTISH RITE HOSPITAL 2222 WELBORN STREET DALLAS TX 75219	NONE	PUBLIC GENERAL PROGRAM	EXPENSES	6,600
Total			▶ 3a	12,400
b Approved for future payment N/A				
Total			▶ 3b	

Federal Statements

Statement 1 - Form 990-PF, Part I, Line 11 - Other Income

Description	Revenue per Books	Net Investment Income	Adjusted Net Income
FEDERAL EXCISE TAX REFUND	\$ 113	\$ 0	\$ 0
TOTAL	\$ 113	\$ 0	\$ 0

Statement 2 - Form 990-PF, Part I, Line 16a - Legal Fees

Description	Total	Net Investment	Adjusted Net	Charitable Purpose
LEGAL FEES	\$ 785	\$ 0	\$ 0	\$ 785
TOTAL	\$ 785	\$ 0	\$ 0	\$ 785

Statement 3 - Form 990-PF, Part I, Line 18 - Taxes

Description	Total	Net Investment	Adjusted Net	Charitable Purpose
FOREIGN TAX	\$ 47	\$ 47	\$ 0	\$ 0
TOTAL	\$ 47	\$ 47	\$ 0	\$ 0

Federal Statements

Statement 1 - Form 990-PF, Part I, Line 11 - Other Income

Description	Revenue per Books	Net Investment Income	Adjusted Net Income
FEDERAL EXCISE TAX REFUND	\$ 113	\$ 0	\$ 0
TOTAL	<u>\$ 113</u>	<u>\$ 0</u>	<u>\$ 0</u>

Statement 2 - Form 990-PF, Part I, Line 16a - Legal Fees

Description	Total	Net Investment	Adjusted Net	Charitable Purpose
LEGAL FEES	\$ 785	\$ 0	\$ 0	\$ 785
TOTAL	<u>\$ 785</u>	<u>\$ 0</u>	<u>\$ 0</u>	<u>\$ 785</u>

Statement 3 - Form 990-PF, Part I, Line 18 - Taxes

Description	Total	Net Investment	Adjusted Net	Charitable Purpose
FOREIGN TAX	\$ 47	\$ 47	\$ 0	\$ 0
TOTAL	<u>\$ 47</u>	<u>\$ 47</u>	<u>\$ 0</u>	<u>\$ 0</u>

Federal Statements

Statement 4 - Form 990-PF, Part II, Line 10b - Corporate Stock Investments

Description	Beginning of Year	End of Year	Basis of Valuation	Fair Market Value
SEE ATTACHED STATEMENT	\$ 108,061	\$ 119,296	MARKET	\$ 131,597
TOTAL	\$ 108,061	\$ 119,296		\$ 131,597

Statement 5 - Form 990-PF, Part II, Line 10c - Corporate Bond Investments

Description	Beginning of Year	End of Year	Basis of Valuation	Fair Market Value
SEE ATTACHED STATEMENT	\$ 118,107	\$ 91,417	MARKET	\$ 93,737
TOTAL	\$ 118,107	\$ 91,417		\$ 93,737

Statement 6 - Form 990-PF, Part II, Line 13 - Other Investments

Description	Beginning of Year	End of Year	Basis of Valuation	Fair Market Value
SEE ATTACHED STATEMENT	\$ 12,500		MARKET	\$
TOTAL	\$ 12,500	\$ 0		\$ 0

Statement 7 - Form 990-PF, Part III, Line 3 - Other Increases

Description	Amount
ROUNDING	\$ 1
TOTAL	\$ 1

Federal Statements

ACCOUNTS RECEIVABLE

<u>Description</u>	<u>Amount</u>
1/10 RECEIPTS TAXED IN 2009	\$ 297
TOTAL	\$ 297

ACCT 5897 P64149001
 FROM 01/01/2009
 TO 12/31/2009

J P MORGAN CHASE BANK, N A
 STATEMENT OF CAPITAL GAINS AND LOSSES
 OTTO REDLICH CHARITABLE TRUST

TRUST YEAR ENDING 12/31/2009

TAX PREPARER: LB4
 TRUST ADMINISTRATOR: LB3
 INVESTMENT OFFICER: LW3

LEGEND F - FEDERAL S - STATE I - INHERITED
 E - EXEMPT FROM STATE U - ACQ COST UNKNOWN

PROPERTY DESCRIPTION	SHARES	DATE	SALES PRICE	COST BASIS	GAIN/LOSS	TERM
100 0000 APOLLO INVESTMENT CORP - 03761U106 - MINOR = 31000						
SOLD		02/12/2009	522 46			
ACQ 100 0000	100 0000	09/19/2008	522 46	2025.53	-1503 07	ST
100 0000 APOLLO INVESTMENT CORP - 03761U106 - MINOR = 31000						
SOLD		03/12/2009	239 39			
ACQ 100 0000	100 0000	09/19/2008	239 39	2025 53	-1786 14	ST
100 0000 APOLLO INVESTMENT CORP - 03761U106 - MINOR = 31000						
SOLD		03/13/2009	247 84			
ACQ 100 0000	100 0000	09/19/2008	247 84	2025.53	-1777.69	ST
100 0000 APOLLO INVESTMENT CORP - 03761U106 - MINOR = 31000						
SOLD		03/13/2009	252 23			
ACQ 100 0000	100 0000	09/19/2008	252 23	2025 53	-1773 30	ST
572 8490 EATON VANCE SPL INVT TR - 277905642 - MINOR = 65						
SOLD		07/06/2009	7722 00			
ACQ 572 8490	572 8490	10/16/2008	7722 00	8483 89	-761.89	ST
415 8000 JPMORGAN MID CAP VALUE FUND - 339183105 - MINOR = 08010						
SOLD		07/06/2009	6249 47			
ACQ 415 8000	415 8000	11/23/2005	6249.47	10000 00	-3750.53	LT15
156 7670 HARBOR INTERNATIONAL FUND - 411511306 - MINOR = 08010						
SOLD		03/06/2009	4748 47			
ACQ 156 7670	156 7670	09/19/2008	4748.47	9000 00	-4251.53	ST
80 0000 ISHARES RUSSELL MIDCAP INDEX FUND - 464287499 - MINOR = 08020						
SOLD		04/24/2009	4921.01			
ACQ 80 0000	80 0000	09/16/2008	4921 01	7110 27	-2189.26	ST
93 0000 ISHARES MSCI ASIAN EX JAPAN - 464288182 - MINOR = 62						
SOLD		09/17/2009	4907 76			
ACQ 93 0000	93 0000	06/05/2009	4907.76	4247 03	660 73	ST
10051 0460 JPMORGAN INTERMEDIATE TAX FREE BOND - 4812A0441 - MINOR = 35010						
SOLD		05/12/2009	108651 81			
ACQ 510 2430	510 2430	11/30/1989	5515 73	5476.11	39 62	LT15
	515 4340	10/31/1990	5571 84	5478 47	93.37	LT15
	507 7810	04/30/1991	5489 11	5433 31	55 80	LT15
	495 0460	06/30/1992	5351 45	5367 92	-16.47	LT15
	588 4130	01/08/1993	6360 74	6395 97	-35 23	LT15
	292 3640	03/11/1994	3160 45	3125 59	34 86	LT15
	495 0010	04/14/1995	5350 96	5246 87	104 09	LT15
	4615 6860	01/12/1996	49895.57	50205 66	-310.09	LT15
	955 0420	08/25/2000	10324 00	10177 34	146 66	LT15
	474 8340	06/01/2006	5132 96	5000 00	132 96	LT15
	601 2020	10/17/2008	6498 99	6000 00	498.99	ST
358 1310 JPMORGAN INTREPID AMERICA FUND - 4812A2108 - MINOR = 08010						
SOLD		06/04/2009	6056 00			
ACQ 358 1310	358 1310	11/23/2005	6056 00	8781 37	-2725 37	LT15
1514 9110 JPMORGAN SHORT DURATION BOND FUND - 4812C1330 - MINOR = 08030						
SOLD		06/04/2009	16255.00			
ACQ 1514 9110	1514 9110	05/12/2009	16255 00	16270 14	-15 14	ST
885 4090 JPMORGAN SHORT DURATION BOND FUND - 4812C1330 - MINOR = 08030						
SOLD		07/06/2009	9527.00			
ACQ 885 4090	885 4090	05/12/2009	9527 00	9509 29	17.71	ST
400 2790 JPMORGAN SHORT DURATION BOND FUND - 4812C1330 - MINOR = 08030						
SOLD		07/28/2009	4311 00			
ACQ 400 2790	400 2790	05/12/2009	4311.00	4299 00	12 00	ST
308 0500 JPMORGAN SHORT DURATION BOND FUND - 4812C1330 - MINOR = 08030						
SOLD		09/14/2009	3339 26			
ACQ 308 0500	308 0500	05/12/2009	3339.26	3308 46	30 80	ST
206 2290 JPMORGAN SHORT DURATION BOND FUND - 4812C1330 - MINOR = 08030						
SOLD		10/01/2009	2241 71			
ACQ 206 2290	206 2290	05/12/2009	2241 71	2214 90	26 81	ST
40 0000 S & P 500 DEP RCPTS - 78462F103 - MINOR = 31000						
SOLD		02/20/2009	3090 31			
ACQ 40 0000	40 0000	02/01/2008	3090 31	5518 00	-2427.69	LT15
60 0000 S & P 500 DEP RCPTS - 78462F103 - MINOR = 31000						
SOLD		05/04/2009	5429.88			
ACQ 10 0000	10 0000	07/24/2008	904 98	1272 53	-367.55	ST
	50 0000	09/19/2008	4524 90	6363 50	-1838.60	ST
TOTALS			188712.60	212387 74		

SUMMARY OF CAPITAL GAINS/LOSSES

FEDERAL	SHORT TERM	LONG TERM 28%	LONG TERM 15%	ST WASH SALE	LT WASH SALE	1250 GAIN
SUBTOTAL FROM ABOVE	-15017 13	0 00	-8658 01	0 00	0 00	0 00*
COMMON TRUST FUND	0 00	0 00	0 00			0 00
CAPITAL GAIN DIVIDENDS	0.00	0 00	0 98			0 00
	-15017.13	0.00	-8657 03	0 00	0.00	0 00

ACCT 5897 P64149001
 FROM 01/01/2009
 TO 12/31/2009

J P MORGAN CHASE BANK, N A
 STATEMENT OF CAPITAL GAINS AND LOSSES
 OTTO REDLICH CHARITABLE TRUST

PAGE 43

RUN 04/28/2010
 04 37 31 PM

TRUST YEAR ENDING 12/31/2009

TAX PREPARER LB4
 TRUST ADMINISTRATOR LB3
 INVESTMENT OFFICER LW3

LEGEND F - FEDERAL S - STATE I - INHERITED
 E - EXEMPT FROM STATE U - ACQ COST UNKNOWN

PROPERTY DESCRIPTION	SHARES	DATE	SALES PRICE	COST BASIS	GAIN/LOSS	TERM
STATE						
SUBTOTAL FROM ABOVE	-15017 13	0 00	-8658 01	0 00	0 00	0 00*
COMMON TRUST FUND	0 00	0 00	0 00			0 00
CAPITAL GAIN DIVIDENDS	0 00	0 00	0 98			0 00
	-15017 13	0 00	-8657 03	0 00	0 00	0.00

* - 1250 GAIN DETAILED ON TRANS PAGES, NOT ABOVE

CAPITAL LOSS CARRYOVER

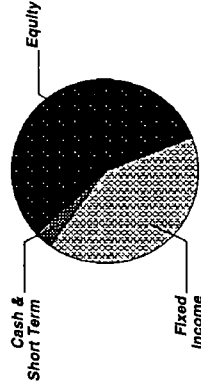
FEDERAL	0 00	0 00
TEXAS	N/A	N/A

Account Summary

PRINCIPAL

Asset Allocation	Beginning Market Value	Ending Market Value	Change In Value	Estimated Annual Income	Current Allocation
Equity	77,547.34	131,597.36	54,050.02	2,672.06	58%
Cash & Short Term	1,361.07	2,873.86	1,512.79	3.44	1%
Fixed Income	114,369.38	93,736.75	(20,632.63)	3,243.19	41%
Other Assets	12,771.58	0.00	(12,771.58)		
Market Value	\$206,049.37	\$228,207.97	\$22,158.60		100%

Asset Allocation



INCOME

Cash Position	Beginning Market Value	Ending Market Value	Change In Value
Cash Balance	26,333.64	18,606.41	(7,727.23)
Accruals	454.67	268.82	(185.85)
Market Value	\$26,788.31	\$18,875.23	(\$7,913.08)

Account Summary CONTINUED

	PRINCIPAL		INCOME	
	Current Period Value	Year-to-Date Value	Current Period Value	Year-to-Date Value
Portfolio Activity				
Beginning Market Value	206,049.37	206,049.37	26,333.64	26,333.64
Additions			113.45	113.45
Withdrawals & Fees	(2,768.73)	(2,768.73)	(14,384.02)	(14,384.02)
Net Additions/Withdrawals	(\$2,768.73)	(\$2,768.73)	(\$14,270.57)	(\$14,270.57)
Income			6,543.34	6,543.34
Change in Investment Value	24,927.33	24,927.33		
Ending Market Value	\$228,207.97	\$228,207.97	\$18,606.41	\$18,606.41
Accruals	--	--	268.82	268.82
Market Value with Accruals	--	--	\$18,875.23	\$18,875.23

Account Summary CONTINUED

Tax Summary	Current Period Value	Year-to-Date Value
Domestic Dividends/Distributions	4,339.33	4,339.33
Interest Income	56.99	56.99
Taxable Income	\$4,396.32	\$4,396.32
Tax-Exempt Income	2,147.02	2,147.02
Tax-Exempt Income	\$2,147.02	\$2,147.02

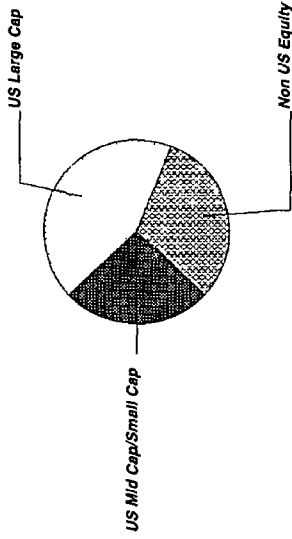
	Current Period Value	Year-to-Date Value
LT Capital Gain Distributions	0.98	0.98
ST Realized Gain/Loss	(15,017.13)	(15,017.13)
LT Realized Gain/Loss	(8,658.02)	(8,658.02)
Realized Gain/Loss	(\$23,674.17)	(\$23,674.17)

	To-Date Value
Unrealized Gain/Loss	\$14,619.19

Equity Summary

Asset Categories	Beginning Market Value	Ending Market Value	Change In Value	Current Allocation
US Large Cap	56,327.98	56,256.46	(71.52)	25%
US Mid Cap/Small Cap	14,929.87	34,146.62	19,216.75	15%
Non US Equity	6,269.49	41,194.28	34,904.79	18%
Total Value	\$77,547.34	\$131,597.36	\$54,050.02	58%

Asset Categories



Market Value/Cost	Current Period Value
Market Value	131,597.36
Tax Cost	119,295.71
Unrealized Gain/Loss	12,301.65
Estimated Annual Income	2,672.06
Yield	2.03%

Equity Detail

	Quantity	Price	Market Value	Tax Cost	Unrealized Gain/Loss	Estimated Annual Income Accrued Dividends	Yield
US Large Cap							
EATON VANCE SPL INVT TR VALUE FD CL I 277905-64-2 EILV X	460.447	16.78	7,726.30	6,819.22	907.08	118.79	1.54%
FMI FDS INC LARGE CAP FD 302933-20-5 FMIH X	825.309	14.14	11,669.87	12,000.00	(330.13)	141.12	1.21%
IVY LARGE CAP GROWTH FUND - I 466001-20-3 IYGI X	636.242	11.65	7,412.22	6,197.00	1,215.22	44.53	0.60%
JPMORGAN INTREPID AMERICA FUND SELECT SHARE CLASS FUND 1206 4812A2-10-8 JPJA X	257.107	20.31	5,221.84	6,304.26	(1,082.42)	80.47	1.54%
JPMORGAN TAX AWARE DISCIPLINED EQUITY FUND INSTITUTIONAL SHARE CLASS FUND 1236 4812A1-65-4 JPDE X	756.142	15.78	11,931.92	14,306.20	(2,374.28)	314.55	2.64%
JPMORGAN US LARGE CAP CORE PLUS FUND SELECT FUND 1002 4812A2-38-9 JLPS X	300.526	18.18	5,463.56	4,000.00	1,463.56	100.97	1.85%

OTTO REDLICH CHARITABLE TRUST ACCT. P64149001
For the Period 1/1/09 to 12/31/09

	Quantity	Price	Market Value	Tax Cost	Unrealized Gain/Loss	Estimated Annual Income Accrued Dividends	Yield
US Large Cap							
THORNBURG VALUE FUND FD CL I 885215-63-2 TVIF X	216 300	31.58	6,830 75	5,273 40	1,557 35	110 31	1 61%
Total US Large Cap			\$56,256.46	\$54,900.08	\$1,356.38	\$910.74	1.62%
US Mid Cap/Small Cap							
ASTON FDS TAMRO S CAP I 00078H-14-1 ATSI X	155 222	16 66	2,586 00	2,066 00	520 00	2 17	0 08%
ISHARES RUSSELL MIDCAP INDEX FUND 464287-49-9 IWR	80 000	82 51	6,600 80	5,690 64	910 16	130 40	1 98%
ISHARES RUSSELL 2000 INDEX FUND 464287-65-5 IWM	78 000	62.44	4,870.32	4,280 35	589 97	79 01	1.62%
JPMORGAN MARKET EXPANSION INDEX FUND SELECT SHARE CLASS FUND 3708 4812C1-63-7 PGMI X	612 908	8 68	5,320 04	4,131 00	1,189.04	88.87	1.67%
JPMORGAN TRI HIGHBRIDGE STATISTICAL MARKET NEUTRAL FUND SELECT SHARES FUND # 1011 4812A2-43-9 HSKS X	775.916	15.74	12,212.92	12,500 00	(287.08)	25.60	0 21%

OTTO REDLICH CHARITABLE TRUST ACCT P64149001
For the Period 1/1/09 to 12/31/09

	Quantity	Price	Market Value	Tax Cost	Unrealized Gain/Loss	Estimated Annual Income Accrued Dividends	Yield
US Mid Cap/Small Cap							
JPMORGAN US REAL ESTATE FUND SELECT SHARE CLASS FUND 3037 4812C0-61-3 SUJE X	209 381	12.21	2,556.54	2,165.00	391.54	155.77	6.09%
Total US Mid Cap/Small Cap			\$34,146.62	\$30,832.99	\$3,313.63	\$481.82	1.41%
Non US Equity							
ARTIO INTERNATIONAL EQUITY II - I 04315J-83-7 JETI X	1,039 640	11.78	12,246.96	8,799.12	3,447.84	601.95	4.92%
ISHARES MSCI EAFE INDEX FUND 464287-46-5 EFA	36 000	55.28	1,990.08	2,014.52	(24.44)	51.87	2.61%
JPMORGAN ASIA EQUITY FUND SELECT SHARE CLASS FUND 1134 4812A0-70-6 JPAS X	314,547	31.20	9,813.87	7,931.00	1,882.87	36.17	0.37%
JPMORGAN INTERNATIONAL VALUE FUND SELECT SHARE CLASS FUND 1296 4812A0-56-5 JIES X	743,778	12.68	9,431.11	8,565.00	866.11	353.29	3.75%
JPMORGAN INTREPID INTERNATIONAL FUND SELECT SHARE CLASS FUND # 1321 4812A2-21-5 JISI X	158 557	15.73	2,494.10	2,066.00	428.10	196.61	7.88%

OTTO REDLICH CHARITABLE TRUST ACCT P64149001
For the Period 1/1/09 to 12/31/09

	Quantity	Price	Market Value	Tax Cost	Unrealized Gain/Loss	Estimated Annual Income Accrued Dividends	Yield
Non US Equity							
MATTHEWS PACIFIC TIGER FUND -CL I 577130-10-7 MAPT X	271 355	19 23	5,218 16	4,187 00	1,031 16	39 61	0 76%
Total Non US Equity			\$41,194.28	\$33,562.64	\$7,631.64	\$1,279.50	3.11%

Cash & Short Term Summary

Asset Categories	Beginning Market Value	Ending Market Value	Change in Value	Current Allocation
Cash	1,311.07	2,873.86	1,512.79	1%

Asset Categories



Cash & Short Term

Market Value/Cost	Current Period Value
Market Value	2,873.86
Tax Cost	2,873.86
Estimated Annual Income	3.44
Accrued Interest	2.99
Yield	0.12%

Note. ¹ This is the Annual Percentage Yield (APY) which is the rate earned if balances remain on deposit for a full year with compounding, there is no change in the interest rate and all interest is left in the account

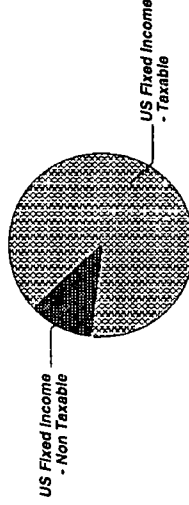
Cash & Short Term Detail

	Quantity	Price	Market Value	Tax Cost Adjusted Original	Unrealized Gain/Loss	Estimated Annual Income Accrued Interest	Yield
Cash							
US DOLLAR PRINCIPAL	2,873.86	1.00	2,873.86	2,873.86		3.44 2.99	0.12% ¹

Fixed Income Summary

Asset Categories	Beginning Market Value	Ending Market Value	Change In Value	Current Allocation
US Fixed Income - Taxable	0.00	83,683.94	83,683.94	37%
US Fixed Income - Non Taxable	114,369.38	10,052.81	(104,316.57)	4%
Total Value	\$114,369.38	\$93,736.75	(\$20,632.63)	41%

Asset Categories



Market Value/Cost	Current Period Value
Market Value	93,736.75
Tax Cost	91,417.21
Unrealized Gain/Loss	2,319.54
Estimated Annual Income	3,243.19
Accrued Interest	265.83
Yield	3.46%

Fixed Income Summary CONTINUED

SUMMARY BY MATURITY

Fixed Income	Market Value	% of Bond Portfolio
Less than 5 years ¹	93,736.75	100%

SUMMARY BY TYPE

Fixed Income	Market Value	% of Bond Portfolio
Mutual Funds	83,683.94	89%
Other	10,052.81	11%
Total Value	\$93,736.75	100%

¹The years indicate the number of years until the bond is scheduled to mature based on the statement end date. Some bonds may be called, or paid in full, before their stated maturity

Fixed Income Detail

	Quantity	Price	Market Value	Tax Cost Adjusted Original	Unrealized Gain/Loss	Estimated Annual Income	Yield
US Fixed Income - Taxable							
JPMORGAN INTERNATIONAL CURRENCY INCOME FUND	419.139	10.75	4,505.74	4,577.00	(71.26)	2.51 2.18	0.06%
30-Day Annualized Yield: 1.20%							
4812A3-29-6							
JPMORGAN STRATEGIC INCOME OPPORTUNITIES FUND 3844	195.637	11.59	2,267.43	2,242.00	25.43	81.18 7.04	3.58%
30-Day Annualized Yield: 2.76%							
4812A4-35-1							
JPMORGAN HIGH YIELD BOND FUND SELECT CLASS	1,531.394	7.74	11,852.99	10,000.00	1,852.99	1,015.31 99.54	8.57%
FUND 3580							
30-Day Annualized Yield: 7.59%							
4812C0-80-3							
JPMORGAN SHORT DURATION BOND FUND SELECT CLASS	5,996.109	10.85	65,057.78	64,398.21	659.57	1,852.79 137.91	2.85%
FUND 3133							
30-Day Annualized Yield: 2.04%							
4812C1-33-0							
Total US Fixed Income - Taxable			\$83,683.94	\$81,217.21	\$2,466.73	\$2,951.79 \$246.67	3.53%

OTTO REDLICH CHARITABLE TRUST ACCT. P64149001
 For the Period 1/1/09 to 12/31/09

	Quantity	Price	Market Value	Tax Cost Adjusted Original	Unrealized Gain/Loss	Estimated Annual Income Accrued Interest	Yield
US Fixed Income - Non Taxable							
JPMORGAN TR 1 TAX AWARE REAL RETURN FUND SELECT SHARE CLASS FUND 992	1,008.306	9.97	10,052.81	10,200.00	(147.19)	291.40 19.16	2.90%
30-Day Annualized Yield: 1.60%							
4812A2-54-6							

Other Assets Summary

Asset Categories	Beginning Estimated Value	Ending Estimated Value	Change In Value	Current Allocation
Other	12,771.58	0.00	(12,771.58)	

Other Assets Detail

	Quantity	Price	Estimated Value	Cost	Estimated Gain/Loss
Other					
JPMCB INTERNATIONAL EQUITY TRUST	1,209.954			2.00	(2.00)
INTEREST IN TAX RECLAIM RECEIVABLE					
Bearer 15199T-H3-2					