



See a Social Security Number? Say Something!  
Report Privacy Problems to <https://public.resource.org/privacy>  
Or call the IRS Identity Theft Hotline at 1-800-908-4490



**Return of Private Foundation**  
 or Section 4947(a)(1) Nonexempt Charitable Trust  
 Treated as a Private Foundation

**2009**

Department of the Treasury  
 Internal Revenue Service

Note. The foundation may be able to use a copy of this return to satisfy state reporting requirements.

For calendar year 2009, or tax year beginning \_\_\_\_\_, and ending \_\_\_\_\_

G Check all that apply:  Initial return  Initial return of a former public charity  Final return  
 Amended return  Address change  Name change

Use the IRS label. Otherwise, print or type. See Specific Instructions.	Name of foundation <b>THE B HOLMAN FOUNDATION</b>	A Employer identification number <b>75-2910322</b>
	Number and street (or P O box number if mail is not delivered to street address) Room/suite <b>5364 SOUTHERN AVENUE</b>	B Telephone number <b>214-761-7000</b>
	City or town, state, and ZIP code <b>DALLAS, TX 75209</b>	C If exemption application is pending, check here <input type="checkbox"/> D 1. Foreign organizations, check here <input type="checkbox"/> 2. Foreign organizations meeting the 85% test, check here and attach computation <input type="checkbox"/>

H Check type of organization:  Section 501(c)(3) exempt private foundation  
 Section 4947(a)(1) nonexempt charitable trust  Other taxable private foundation

I Fair market value of all assets at end of year (Part II, col. (c), line 16) **\$ 2,548,414.** (Part I, column (d) must be on cash basis.)

J Accounting method:  Cash  Accrual  
 Other (specify) \_\_\_\_\_

E If private foundation status was terminated under section 507(b)(1)(A), check here   
 F If the foundation is in a 60-month termination under section 507(b)(1)(B), check here

Part I Analysis of Revenue and Expenses		(a) Revenue and expenses per books	(b) Net investment income	(c) Adjusted net income	(d) Disbursements for charitable purposes (cash basis only)
Revenue	1 Contributions, gifts, grants, etc., received	46,450.		N/A	
	2 Check <input type="checkbox"/> if the foundation is not required to attach Sch. B				
	3 Interest on savings and temporary cash investments				
	4 Dividends and interest from securities	88,461.	88,461.		STATEMENT 1
	5a Gross rents				
	b Net rental income or (loss)				
	6a Net gain or (loss) from sale of assets not on line 10	-32,262.			
	b Gross sales price for all assets on line 6a	354,306.			
	7 Capital gain net income (from Part IV line 2)		0.		
	8 Net short-term capital gain				
	9 Income modifications				
	10a Gross sales less returns and allowances				
b Less: Cost of goods sold					
c Gross profit or (loss)					
d Other income					
12 Total. Add lines 1 through 11	102,649.	88,461.			
Operating and Administrative Expenses	13 Compensation of officers, directors, trustees, etc	400.	0.		
	14 Other employee salaries and wages				
	15 Pension plans, employee benefits				
	16a Legal fees				
	b Accounting fees	5,425.	5,425.		
	c Other professional fees	64.	64.		
	17 Interest	180.	180.		
	18 Taxes				
	19 Depreciation and depletion				
	20 Occupancy				
21 Travel, conferences, and meetings					
22 Printing and publications					
23 Other expenses	21,868.	21,868.			
24 Total operating and administrative expenses. Add lines 13 through 23	27,937.	27,537.			
25 Contributions, gifts, grants paid	86,509.			86,509.	
26 Total expenses and disbursements. Add lines 24 and 25	114,446.	27,537.		86,509.	
27 Subtract line 26 from line 12:					
a Excess of revenue over expenses and disbursements	-11,797.				
b Net investment income (if negative, enter -0-)		60,924.			
c Adjusted net income (if negative, enter -0-)			N/A		

SCANNED NOV 22 2010

Part II Balance Sheets		Attached schedules and amounts in the description column should be for end-of-year amounts only		
		Beginning of year (a) Book Value	End of year (b) Book Value (c) Fair Market Value	
Assets	1 Cash - non-interest-bearing			
	2 Savings and temporary cash investments	39,486.	29,859.	29,859.
	3 Accounts receivable ▶			
	Less: allowance for doubtful accounts ▶	580.		
	4 Pledges receivable ▶			
	Less: allowance for doubtful accounts ▶			
	5 Grants receivable			
	6 Receivables due from officers, directors, trustees, and other disqualified persons			
	7 Other notes and loans receivable ▶			
	Less: allowance for doubtful accounts ▶			
	8 Inventories for sale or use			
	9 Prepaid expenses and deferred charges			
	10a Investments - U.S. and state government obligations			
	b Investments - corporate stock			
	c Investments - corporate bonds			
11 Investments - land, buildings, and equipment basis ▶				
Less accumulated depreciation ▶				
12 Investments - mortgage loans				
13 Investments - other	STMT 5	3,259,033.	3,255,317.	2,518,555.
14 Land, buildings, and equipment: basis ▶				
Less accumulated depreciation ▶				
15 Other assets (describe ▶)				
<b>16 Total assets (to be completed by all filers)</b>		<b>3,299,099.</b>	<b>3,285,176.</b>	<b>2,548,414.</b>
Liabilities	17 Accounts payable and accrued expenses			
	18 Grants payable			
	19 Deferred revenue			
	20 Loans from officers, directors, trustees, and other disqualified persons			
	21 Mortgages and other notes payable			
	22 Other liabilities (describe ▶)			
<b>23 Total liabilities (add lines 17 through 22)</b>		<b>0.</b>	<b>0.</b>	
Net Assets or Fund Balances	Foundations that follow SFAS 117, check here ▶ <input type="checkbox"/>			
	and complete lines 24 through 26 and lines 30 and 31			
	24 Unrestricted			
	25 Temporarily restricted			
	26 Permanently restricted			
	Foundations that do not follow SFAS 117, check here ▶ <input checked="" type="checkbox"/>			
	and complete lines 27 through 31.			
	27 Capital stock, trust principal, or current funds		0.	0.
28 Paid-in or capital surplus, or land, bldg., and equipment fund		0.	0.	
29 Retained earnings, accumulated income, endowment, or other funds		3,299,099.	3,285,176.	
<b>30 Total net assets or fund balances</b>		<b>3,299,099.</b>	<b>3,285,176.</b>	
<b>31 Total liabilities and net assets/fund balances</b>		<b>3,299,099.</b>	<b>3,285,176.</b>	

**Part III Analysis of Changes in Net Assets or Fund Balances**

1 Total net assets or fund balances at beginning of year - Part II, column (a), line 30 (must agree with end-of-year figure reported on prior year's return)	1	3,299,099.
2 Enter amount from Part I, line 27a	2	-11,797.
3 Other increases not included in line 2 (itemize) ▶	3	0.
4 Add lines 1, 2, and 3	4	3,287,302.
5 Decreases not included in line 2 (itemize) ▶ <b>FEDERAL INCOME TAX, PRIOR YEAR</b>	5	2,126.
<b>6 Total net assets or fund balances at end of year (line 4 minus line 5) - Part II, column (b), line 30</b>	<b>6</b>	<b>3,285,176.</b>

**Part IV Capital Gains and Losses for Tax on Investment Income**

(a) List and describe the kind(s) of property sold (e.g., real estate, 2-story brick warehouse; or common stock, 200 shs. MLC Co.)	(b) How acquired P - Purchase D - Donation	(c) Date acquired (mo., day, yr.)	(d) Date sold (mo., day, yr.)
<b>1a</b>			
<b>b</b> SEE ATTACHED STATEMENT			
<b>c</b>			
<b>d</b>			
<b>e</b>			

(e) Gross sales price	(f) Depreciation allowed (or allowable)	(g) Cost or other basis plus expense of sale	(h) Gain or (loss) (e) plus (f) minus (g)
<b>a</b>			
<b>b</b>			
<b>c</b>			
<b>d</b>			
<b>e</b> 354,306.		386,568.	-32,262.

Complete only for assets showing gain in column (h) and owned by the foundation on 12/31/69			(l) Gains (Col. (h) gain minus col. (k), but not less than -0-) or Losses (from col. (h))
(i) F.M.V. as of 12/31/69	(j) Adjusted basis as of 12/31/69	(k) Excess of col. (i) over col. (j), if any	
<b>a</b>			
<b>b</b>			
<b>c</b>			
<b>d</b>			
<b>e</b>			-32,262.

<b>2</b> Capital gain net income or (net capital loss)	{ If gain, also enter in Part I, line 7 If (loss), enter -0- in Part I, line 7	<b>2</b>	-32,262.
<b>3</b> Net short-term capital gain or (loss) as defined in sections 1222(5) and (6): If gain, also enter in Part I, line 8, column (c). If (loss), enter -0- in Part I, line 8		<b>3</b>	N/A

**Part V Qualification Under Section 4940(e) for Reduced Tax on Net Investment Income**

(For optional use by domestic private foundations subject to the section 4940(a) tax on net investment income.)

If section 4940(d)(2) applies, leave this part blank.

Was the foundation liable for the section 4942 tax on the distributable amount of any year in the base period?  Yes  No

If "Yes," the foundation does not qualify under section 4940(e). Do not complete this part.

**1** Enter the appropriate amount in each column for each year; see instructions before making any entries.

(a) Base period years Calendar year (or tax year beginning in)	(b) Adjusted qualifying distributions	(c) Net value of noncharitable-use assets	(d) Distribution ratio (col. (b) divided by col. (c))
2008	70,000.	2,678,133.	.026138
2007	140,704.	1,485,194.	.094738
2006	59,985.	1,023,706.	.058596
2005	61,465.	960,571.	.063988
2004	59,400.	857,480.	.069273

<b>2</b> Total of line 1, column (d)	<b>2</b>	.312733
<b>3</b> Average distribution ratio for the 5-year base period - divide the total on line 2 by 5, or by the number of years the foundation has been in existence if less than 5 years	<b>3</b>	.062547
<b>4</b> Enter the net value of noncharitable-use assets for 2009 from Part X, line 5	<b>4</b>	2,152,833.
<b>5</b> Multiply line 4 by line 3	<b>5</b>	134,653.
<b>6</b> Enter 1% of net investment income (1% of Part I, line 27b)	<b>6</b>	609.
<b>7</b> Add lines 5 and 6	<b>7</b>	135,262.
<b>8</b> Enter qualifying distributions from Part XII, line 4	<b>8</b>	86,509.

If line 8 is equal to or greater than line 7, check the box in Part VI, line 1b, and complete that part using a 1% tax rate. See the Part VI instructions.

**Part VI Excise Tax Based on Investment Income (Section 4940(a), 4940(b), 4940(e), or 4948 - see instructions)**

1a	Exempt operating foundations described in section 4940(d)(2), check here <input type="checkbox"/> and enter "N/A" on line 1. Date of ruling or determination letter: _____ (attach copy of letter if necessary-see instructions)		
b	Domestic foundations that meet the section 4940(e) requirements in Part V, check here <input type="checkbox"/> and enter 1% of Part I, line 27b	1	1,218.
c	All other domestic foundations enter 2% of line 27b. Exempt foreign organizations enter 4% of Part I, line 12, col. (b)		
2	Tax under section 511 (domestic section 4947(a)(1) trusts and taxable foundations only. Others enter -0-)	2	0.
3	Add lines 1 and 2	3	1,218.
4	Subtitle A (income) tax (domestic section 4947(a)(1) trusts and taxable foundations only. Others enter -0-)	4	0.
5	<b>Tax based on investment income.</b> Subtract line 4 from line 3. If zero or less, enter -0-	5	1,218.
6 Credits/Payments:			
a	2009 estimated tax payments and 2008 overpayment credited to 2009	6a	
b	Exempt foreign organizations - tax withheld at source	6b	
c	Tax paid with application for extension of time to file (Form 8868)	6c	
d	Backup withholding erroneously withheld	6d	
7	Total credits and payments. Add lines 6a through 6d	7	0.
8	Enter any <b>penalty</b> for underpayment of estimated tax. Check here <input type="checkbox"/> if Form 2220 is attached	8	36.
9	<b>Tax due.</b> If the total of lines 5 and 8 is more than line 7, enter <b>amount owed</b>	9	1,254.
10	<b>Overpayment.</b> If line 7 is more than the total of lines 5 and 8, enter the <b>amount overpaid</b>	10	
11	Enter the amount of line 10 to be: <b>Credited to 2010 estimated tax</b> <input type="checkbox"/> <b>Refunded</b> <input type="checkbox"/>	11	

**Part VII-A Statements Regarding Activities**

	Yes	No
1a		X
1b		X
If the answer is "Yes" to 1a or 1b, attach a detailed description of the activities and copies of any materials published or distributed by the foundation in connection with the activities		
1c		X
2 Enter the amount (if any) of tax on political expenditures (section 4955) imposed during the year: (1) On the foundation. <input type="checkbox"/> \$ 0. (2) On foundation managers. <input type="checkbox"/> \$ 0.		
e		
2 Has the foundation engaged in any activities that have not previously been reported to the IRS? If "Yes," attach a detailed description of the activities.		
2		X
3 Has the foundation made any changes, not previously reported to the IRS, in its governing instrument, articles of incorporation, or bylaws, or other similar instruments? If "Yes," attach a conformed copy of the changes		
3		X
4a		X
4b		
4a Did the foundation have unrelated business gross income of \$1,000 or more during the year? b If "Yes," has it filed a tax return on Form 990-T for this year? N/A		
5		X
5 Was there a liquidation, termination, dissolution, or substantial contraction during the year? If "Yes," attach the statement required by General Instruction T.		
6 Are the requirements of section 508(e) (relating to sections 4941 through 4945) satisfied either: • By language in the governing instrument, or • By state legislation that effectively amends the governing instrument so that no mandatory directions that conflict with the state law remain in the governing instrument?		
6		X
7	X	
7 Did the foundation have at least \$5,000 in assets at any time during the year? If "Yes," complete Part II, col (c), and Part XV.		
8a Enter the states to which the foundation reports or with which it is registered (see instructions) <input type="checkbox"/> TX		
b If the answer is "Yes" to line 7, has the foundation furnished a copy of Form 990-PF to the Attorney General (or designate) of each state as required by General Instruction G? If "No," attach explanation		
8b	X	
9		X
9 Is the foundation claiming status as a private operating foundation within the meaning of section 4942(j)(3) or 4942(j)(5) for calendar year 2009 or the taxable year beginning in 2009 (see instructions for Part XIV)? If "Yes," complete Part XIV		
10	X	
10 Did any persons become substantial contributors during the tax year? If "Yes," attach a schedule listing their names and addresses STMT 6		

**Part VII-A Statements Regarding Activities** (continued)

11	At any time during the year, did the foundation, directly or indirectly, own a controlled entity within the meaning of section 512(b)(13)? If "Yes," attach schedule (see instructions)	11		X
12	Did the foundation acquire a direct or indirect interest in any applicable insurance contract before August 17, 2008?	12		X
13	Did the foundation comply with the public inspection requirements for its annual returns and exemption application? Website address ► <u>N/A</u>	13	X	
14	The books are in care of ► <u>MICHAEL MAGERS</u> Telephone no. ► <u>214-361-1400</u> Located at ► <u>10,000 N CENTRAL EXPY, #1400, DALLAS, TX</u> ZIP+4 ► <u>75231</u>			
15	Section 4947(a)(1) nonexempt charitable trusts filing Form 990-PF in lieu of Form 1041 - Check here and enter the amount of tax-exempt interest received or accrued during the year		15	N/A

**Part VII-B Statements Regarding Activities for Which Form 4720 May Be Required**

File Form 4720 if any item is checked in the "Yes" column, unless an exception applies.

		Yes	No
1a	During the year did the foundation (either directly or indirectly):		
(1)	Engage in the sale or exchange, or leasing of property with a disqualified person? <input type="checkbox"/> Yes <input checked="" type="checkbox"/> No		
(2)	Borrow money from, lend money to, or otherwise extend credit to (or accept it from) a disqualified person? <input type="checkbox"/> Yes <input checked="" type="checkbox"/> No		
(3)	Furnish goods, services, or facilities to (or accept them from) a disqualified person? <input type="checkbox"/> Yes <input checked="" type="checkbox"/> No		
(4)	Pay compensation to, or pay or reimburse the expenses of, a disqualified person? <input type="checkbox"/> Yes <input checked="" type="checkbox"/> No		
(5)	Transfer any income or assets to a disqualified person (or make any of either available for the benefit or use of a disqualified person)? <input type="checkbox"/> Yes <input checked="" type="checkbox"/> No		
(6)	Agree to pay money or property to a government official? (Exception. Check "No" if the foundation agreed to make a grant to or to employ the official for a period after termination of government service, if terminating within 90 days.) <input type="checkbox"/> Yes <input checked="" type="checkbox"/> No		
b	If any answer is "Yes" to 1a(1)-(6), did any of the acts fail to qualify under the exceptions described in Regulations section 53.4941(d)-3 or in a current notice regarding disaster assistance (see page 20 of the instructions)? Organizations relying on a current notice regarding disaster assistance check here <span style="float:right">N/A</span>	1b	
c	Did the foundation engage in a prior year in any of the acts described in 1a, other than excepted acts, that were not corrected before the first day of the tax year beginning in 2009?	1c	X
2	Taxes on failure to distribute income (section 4942) (does not apply for years the foundation was a private operating foundation defined in section 4942(j)(3) or 4942(j)(5)):		
a	At the end of tax year 2009, did the foundation have any undistributed income (lines 6d and 6e, Part XIII) for tax year(s) beginning before 2009? <input type="checkbox"/> Yes <input checked="" type="checkbox"/> No If "Yes," list the years ► _____, _____, _____		
b	Are there any years listed in 2a for which the foundation is <b>not</b> applying the provisions of section 4942(a)(2) (relating to incorrect valuation of assets) to the year's undistributed income? (If applying section 4942(a)(2) to all years listed, answer "No" and attach statement - see instructions.) <span style="float:right">N/A</span>	2b	
c	If the provisions of section 4942(a)(2) are being applied to any of the years listed in 2a, list the years here. ► _____, _____, _____		
3a	Did the foundation hold more than a 2% direct or indirect interest in any business enterprise at any time during the year? <input type="checkbox"/> Yes <input checked="" type="checkbox"/> No		
b	If "Yes," did it have excess business holdings in 2009 as a result of (1) any purchase by the foundation or disqualified persons after May 26, 1969; (2) the lapse of the 5-year period (or longer period approved by the Commissioner under section 4943(c)(7)) to dispose of holdings acquired by gift or bequest; or (3) the lapse of the 10-, 15-, or 20-year first phase holding period? (Use Schedule C, Form 4720, to determine if the foundation had excess business holdings in 2009) <span style="float:right">N/A</span>	3b	
4a	Did the foundation invest during the year any amount in a manner that would jeopardize its charitable purposes?	4a	X
b	Did the foundation make any investment in a prior year (but after December 31, 1969) that could jeopardize its charitable purpose that had not been removed from jeopardy before the first day of the tax year beginning in 2009?	4b	X

**Part VII-B** Statements Regarding Activities for Which Form 4720 May Be Required (continued)

5a During the year did the foundation pay or incur any amount to:

(1) Carry on propaganda, or otherwise attempt to influence legislation (section 4945(e))?  Yes  No

(2) Influence the outcome of any specific public election (see section 4955); or to carry on, directly or indirectly, any voter registration drive?  Yes  No

(3) Provide a grant to an individual for travel, study, or other similar purposes?  Yes  No

(4) Provide a grant to an organization other than a charitable, etc., organization described in section 509(a)(1), (2), or (3), or section 4940(d)(2)?  Yes  No

(5) Provide for any purpose other than religious, charitable, scientific, literary, or educational purposes, or for the prevention of cruelty to children or animals?  Yes  No

b If any answer is "Yes" to 5a(1)-(5), did any of the transactions fail to qualify under the exceptions described in Regulations section 53.4945 or in a current notice regarding disaster assistance (see instructions)?  Yes  No  
 Organizations relying on a current notice regarding disaster assistance check here  N/A

c If the answer is "Yes" to question 5a(4), does the foundation claim exemption from the tax because it maintained expenditure responsibility for the grant?  Yes  No  
 If "Yes," attach the statement required by Regulations section 53.4945-5(d) N/A

6a Did the foundation, during the year, receive any funds, directly or indirectly, to pay premiums on a personal benefit contract?  Yes  No

b Did the foundation, during the year, pay premiums, directly or indirectly, on a personal benefit contract?  Yes  No

7a At any time during the tax year, was the foundation a party to a prohibited tax shelter transaction?  Yes  No

b If yes, did the foundation receive any proceeds or have any net income attributable to the transaction?  Yes  No

**Part VIII** Information About Officers, Directors, Trustees, Foundation Managers, Highly Paid Employees, and Contractors

1 List all officers, directors, trustees, foundation managers and their compensation.

(a) Name and address	(b) Title, and average hours per week devoted to position	(c) Compensation (If not paid, enter -0-)	(d) Contributions to employee benefit plans and deferred compensation	(e) Expense account, other allowances
JANIE MEANS 3429 ST JOHNS DR DALLAS, TX 75205	DIRECTOR 1.00	100.	0.	0.
MARY M BRINEGAR 8617 GARLAND ROAD DALLAS, TX 75218	DIRECTOR 1.00	100.	0.	0.
SUZANNE NASH 3428 PRINCETON DALLAS, TX 75205	DIRECTOR 1.00	100.	0.	0.
DEE MILLER 10000 N CENTRAL EXPY #1400 DALLAS, TX 75231	DIRECTOR 1.00	100.	0.	0.

2 Compensation of five highest-paid employees (other than those included on line 1). If none, enter "NONE."

(a) Name and address of each employee paid more than \$50,000	(b) Title, and average hours per week devoted to position	(c) Compensation	(d) Contributions to employee benefit plans and deferred compensation	(e) Expense account, other allowances
NONE				

Total number of other employees paid over \$50,000 0

b

**Part VIII** Information About Officers, Directors, Trustees, Foundation Managers, Highly Paid Employees, and Contractors (continued)

**3** Five highest-paid independent contractors for professional services. If none, enter "NONE."

(a) Name and address of each person paid more than \$50,000	(b) Type of service	(c) Compensation
NONE		

Total number of others receiving over \$50,000 for professional services ▶ 0

**Part IX-A** Summary of Direct Charitable Activities

List the foundation's four largest direct charitable activities during the tax year. Include relevant statistical information such as the number of organizations and other beneficiaries served, conferences convened, research papers produced, etc.	Expenses
1 N/A	
2	
3	
4	

**Part IX-B** Summary of Program-Related Investments

Describe the two largest program-related investments made by the foundation during the tax year on lines 1 and 2.	Amount
1 N/A	
2	
3 All other program-related investments. See instructions.	
<b>Total.</b> Add lines 1 through 3 <span style="float: right;">▶</span>	0.

**Part X** Minimum Investment Return (All domestic foundations must complete this part. Foreign foundations, see instructions.)

1 Fair market value of assets not used (or held for use) directly in carrying out charitable, etc., purposes:			
a	Average monthly fair market value of securities	1a	2,131,961.
b	Average of monthly cash balances	1b	52,336.
c	Fair market value of all other assets	1c	1,320.
d	<b>Total</b> (add lines 1a, b, and c)	1d	2,185,617.
e	Reduction claimed for blockage or other factors reported on lines 1a and 1c (attach detailed explanation)	1e	0.
2	Acquisition indebtedness applicable to line 1 assets	2	0.
3	Subtract line 2 from line 1d	3	2,185,617.
4	Cash deemed held for charitable activities. Enter 1 1/2% of line 3 (for greater amount, see instructions)	4	32,784.
5	<b>Net value of noncharitable-use assets.</b> Subtract line 4 from line 3. Enter here and on Part V, line 4	5	2,152,833.
6	<b>Minimum investment return.</b> Enter 5% of line 5	6	107,642.

**Part XI** Distributable Amount (see instructions) (Section 4942(j)(3) and (j)(5) private operating foundations and certain foreign organizations check here  and do not complete this part.)

1	Minimum investment return from Part X, line 6	1	107,642.
2a	Tax on investment income for 2009 from Part VI, line 5	2a	1,218.
2b	Income tax for 2009. (This does not include the tax from Part VI.)	2b	
c	Add lines 2a and 2b	2c	1,218.
3	Distributable amount before adjustments. Subtract line 2c from line 1	3	106,424.
4	Recoveries of amounts treated as qualifying distributions	4	0.
5	Add lines 3 and 4	5	106,424.
6	Deduction from distributable amount (see instructions)	6	0.
7	<b>Distributable amount as adjusted.</b> Subtract line 6 from line 5. Enter here and on Part XIII, line 1	7	106,424.

**Part XII** Qualifying Distributions (see instructions)

1 Amounts paid (including administrative expenses) to accomplish charitable, etc., purposes:			
a	Expenses, contributions, gifts, etc. - total from Part I, column (d), line 26	1a	86,509.
b	Program-related investments - total from Part IX-B	1b	0.
2	Amounts paid to acquire assets used (or held for use) directly in carrying out charitable, etc., purposes	2	
3 Amounts set aside for specific charitable projects that satisfy the:			
a	Suitability test (prior IRS approval required)	3a	
b	Cash distribution test (attach the required schedule)	3b	
4	<b>Qualifying distributions.</b> Add lines 1a through 3b. Enter here and on Part V, line 8, and Part XIII, line 4	4	86,509.
5	Foundations that qualify under section 4940(e) for the reduced rate of tax on net investment income. Enter 1% of Part I, line 27b	5	0.
6	<b>Adjusted qualifying distributions.</b> Subtract line 5 from line 4	6	86,509.

**Note.** The amount on line 6 will be used in Part V, column (b), in subsequent years when calculating whether the foundation qualifies for the section 4940(e) reduction of tax in those years.

**Part XIII** Undistributed Income (see instructions)

	(a) Corpus	(b) Years prior to 2008	(c) 2008	(d) 2009
1 Distributable amount for 2009 from Part XI, line 7				106,424.
2 Undistributed income, if any, as of the end of 2009				
a Enter amount for 2008 only			0.	
b Total for prior years:		0.		
3 Excess distributions carryover, if any, to 2009:				
a From 2004				
b From 2005				
c From 2006			3,826.	
d From 2007			69,036.	
e From 2008				
f Total of lines 3a through e	72,862.			
4 Qualifying distributions for 2009 from Part XII, line 4: ▶ \$ 86,509.				
a Applied to 2008, but not more than line 2a			0.	
b Applied to undistributed income of prior years (Election required - see instructions)		0.		
c Treated as distributions out of corpus (Election required - see instructions)	0.			
d Applied to 2009 distributable amount				86,509.
e Remaining amount distributed out of corpus	0.			
5 Excess distributions carryover applied to 2009 (if an amount appears in column (d), the same amount must be shown in column (a))	19,915.			19,915.
6 Enter the net total of each column as indicated below:	52,947.			
a Corpus Add lines 3f, 4c, and 4e Subtract line 5				
b Prior years' undistributed income. Subtract line 4b from line 2b		0.		
c Enter the amount of prior years' undistributed income for which a notice of deficiency has been issued, or on which the section 4942(a) tax has been previously assessed		0.		
d Subtract line 6c from line 6b. Taxable amount - see instructions		0.		
e Undistributed income for 2008. Subtract line 4a from line 2a. Taxable amount - see instr.			0.	
f Undistributed income for 2009. Subtract lines 4d and 5 from line 1. This amount must be distributed in 2010				0.
7 Amounts treated as distributions out of corpus to satisfy requirements imposed by section 170(b)(1)(F) or 4942(g)(3)	0.			
8 Excess distributions carryover from 2004 not applied on line 5 or line 7	0.			
9 Excess distributions carryover to 2010 Subtract lines 7 and 8 from line 6a	52,947.			
10 Analysis of line 9:				
a Excess from 2005				
b Excess from 2006				
c Excess from 2007	52,947.			
d Excess from 2008				
e Excess from 2009				

**Part XIV Private Operating Foundations** (see instructions and Part VII-A, question 9) N/A

1 a If the foundation has received a ruling or determination letter that it is a private operating foundation, and the ruling is effective for 2009, enter the date of the ruling ▶

b Check box to indicate whether the foundation is a private operating foundation described in section  4942(j)(3) or  4942(j)(5)

	Tax year		Prior 3 years		(e) Total
	(a) 2009	(b) 2008	(c) 2007	(d) 2006	
2 a Enter the lesser of the adjusted net income from Part I or the minimum investment return from Part X for each year listed					
b 85% of line 2a					
c Qualifying distributions from Part XII, line 4 for each year listed					
d Amounts included in line 2c not used directly for active conduct of exempt activities					
e Qualifying distributions made directly for active conduct of exempt activities.					
Subtract line 2d from line 2c					
3 Complete 3a, b, or c for the alternative test relied upon:					
a "Assets" alternative test - enter:					
(1) Value of all assets					
(2) Value of assets qualifying under section 4942(j)(3)(B)(i)					
b "Endowment" alternative test - enter 2/3 of minimum investment return shown in Part X, line 6 for each year listed					
c "Support" alternative test - enter:					
(1) Total support other than gross investment income (interest, dividends, rents, payments on securities loans (section 512(a)(5)), or royalties)					
(2) Support from general public and 5 or more exempt organizations as provided in section 4942(j)(3)(B)(iii)					
(3) Largest amount of support from an exempt organization					
(4) Gross investment income					

**Part XV Supplementary Information (Complete this part only if the foundation had \$5,000 or more in assets at any time during the year-see the instructions.)**

1 **Information Regarding Foundation Managers:**  
 a List any managers of the foundation who have contributed more than 2% of the total contributions received by the foundation before the close of any tax year (but only if they have contributed more than \$5,000). (See section 507(d)(2).)

**NONE**  
 b List any managers of the foundation who own 10% or more of the stock of a corporation (or an equally large portion of the ownership of a partnership or other entity) of which the foundation has a 10% or greater interest.

**NONE**  
 2 **Information Regarding Contribution, Grant, Gift, Loan, Scholarship, etc., Programs:**  
 Check here  if the foundation only makes contributions to preselected charitable organizations and does not accept unsolicited requests for funds. If the foundation makes gifts, grants, etc. (see instructions) to individuals or organizations under other conditions, complete items 2a, b, c, and d.

- a The name, address, and telephone number of the person to whom applications should be addressed:

---

- b The form in which applications should be submitted and information and materials they should include:

---

- c Any submission deadlines:

---

- d Any restrictions or limitations on awards, such as by geographical areas, charitable fields, kinds of institutions, or other factors:



**Part XV** Supplementary Information (continued)

**3 Grants and Contributions Paid During the Year or Approved for Future Payment**

Recipient Name and address (home or business)	If recipient is an individual, show any relationship to any foundation manager or substantial contributor	Foundation status of recipient	Purpose of grant or contribution	Amount
a <i>Paid during the year</i> COLLIN COLLEGE FOUNDATION 4800 PRESTON PARK BLVD STE A100 PLANO, TX 75093	NONE	PUBLIC CHARITY	CHARITABLE PURPOSES	10,000.
DALLAS ARBORETUM 8617 GARLAND RD DALLAS, TX 75218	NONE	PUBLIC CHARITY	CHARITABLE PURPOSES	35,000.
HIGHLAND PK UNITED METHODIST CHURCH 3300 MOCKINGBIRD LANE DALLAS, TX 75205	NONE	PUBLIC CHARITY	CHARITABLE PURPOSES	30,000.
SPCA OF TEXAS 2400 LONE STAR DR DALLAS, TX 75212	NONE	PUBLIC CHARITY	CHARITABLE PURPOSES	9,509.
BOY SCOUTS OF AMER 420 S CHURCH ST SPARTANBURG, SC 29306	NONE	PUBLIC CHARITY	CHARITABLE PURPOSES	2,000.
<b>Total</b>				▶ 3a 86,509.
b <i>Approved for future payment</i>  NONE				
<b>Total</b>				▶ 3b 0.

Part XVI-A Analysis of Income-Producing Activities

Enter gross amounts unless otherwise indicated.

Table with 5 main columns: (a) Business code, (b) Amount, (c) Exclusion code, (d) Amount, (e) Related or exempt function income. Rows include: 1 Program service revenue (a-f), 2 Membership dues and assessments, 3 Interest on savings and temporary cash investments, 4 Dividends and interest from securities (14, 88,461), 5 Net rental income or (loss) from real estate (a-b), 6 Net rental income or (loss) from personal property, 7 Other investment income, 8 Gain or (loss) from sales of assets other than inventory (18, -32,262), 9 Net income or (loss) from special events, 10 Gross profit or (loss) from sales of inventory, 11 Other revenue (a-e), 12 Subtotal (0, 56,199, 0), 13 Total (13, 56,199).

(See worksheet in line 13 instructions to verify calculations.)

Part XVI-B Relationship of Activities to the Accomplishment of Exempt Purposes

Table with 2 columns: Line No. (with a downward arrow), and Explain below how each activity for which income is reported in column (e) of Part XVI-A contributed importantly to the accomplishment of the foundation's exempt purposes (other than by providing funds for such purposes). The table contains multiple empty rows for text entry.

12

Part XVII Information Regarding Transfers To and Transactions and Relationships With Noncharitable Exempt Organizations

- 1 Did the organization directly or indirectly engage in any of the following with any other organization described in section 501(c) of the Code...
a Transfers from the reporting foundation to a noncharitable exempt organization of:
(1) Cash
(2) Other assets
b Other transactions:
(1) Sales of assets to a noncharitable exempt organization
(2) Purchases of assets from a noncharitable exempt organization
(3) Rental of facilities, equipment, or other assets
(4) Reimbursement arrangements
(5) Loans or loan guarantees
(6) Performance of services or membership or fundraising solicitations
c Sharing of facilities, equipment, mailing lists, other assets, or paid employees
d If the answer to any of the above is "Yes," complete the following schedule.

Table with 3 columns: Question, Yes, No. Rows include 1a(1), 1a(2), 1b(1), 1b(2), 1b(3), 1b(4), 1b(5), 1b(6), and 1c.

Table with 4 columns: (a) Line no, (b) Amount involved, (c) Name of noncharitable exempt organization, (d) Description of transfers, transactions, and sharing arrangements. Content is N/A.

2a Is the foundation directly or indirectly affiliated with, or related to, one or more tax-exempt organizations described in section 501(c) of the Code... [ ] Yes [X] No

Table with 3 columns: (a) Name of organization, (b) Type of organization, (c) Description of relationship. Content is N/A.

Under penalties of perjury, I declare that I have examined this return, including accompanying schedules and statements, and to the best of my knowledge and belief, it is true, correct, and complete. Declaration of preparer (other than taxpayer or fiduciary) is based on all information of which preparer has any knowledge.

Signature section containing: Signature of officer or trustee (Stephanne W. Nash), Date (11-11-10), Title, Preparer's signature (Michael Nugem CPA), Date (NOV 10 2010), Preparer's identifying number, Firm's name (ABLON AND CO., P.L.L.C., CPAS), address (10000 N. CENTRAL EXPY #1400 DALLAS, TEXAS 75231), and Phone no. (214-361-1400).

**Schedule B**

(Form 990, 990-EZ, or 990-PF)

Department of the Treasury  
Internal Revenue Service**Schedule of Contributors**

▶ Attach to Form 990, 990-EZ, or 990-PF.

OMB No 1545-0047

**2009**

Name of the organization

THE B HOLMAN FOUNDATION

Employer identification number

75-2910322

Organization type (check one):

Filers of:

Section:

Form 990 or 990-EZ

501(c)( ) (enter number) organization

4947(a)(1) nonexempt charitable trust not treated as a private foundation

527 political organization

Form 990-PF

501(c)(3) exempt private foundation

4947(a)(1) nonexempt charitable trust treated as a private foundation

501(c)(3) taxable private foundation

Check if your organization is covered by the **General Rule** or a **Special Rule**.**Note.** Only a section 501(c)(7), (8), or (10) organization can check boxes for both the General Rule and a Special Rule. See instructions.**General Rule**

- For an organization filing Form 990, 990-EZ, or 990-PF that received, during the year, \$5,000 or more (in money or property) from any one contributor. Complete Parts I and II.

**Special Rules**

- For a section 501(c)(3) organization filing Form 990 or 990-EZ that met the 33 1/3% support test of the regulations under sections 509(a)(1) and 170(b)(1)(A)(vi), and received from any one contributor, during the year, a contribution of the greater of (1) \$5,000 or (2) 2% of the amount on (i) Form 990, Part VIII, line 1h or (ii) Form 990-EZ, line 1. Complete Parts I and II.
- For a section 501(c)(7), (8), or (10) organization filing Form 990 or 990-EZ that received from any one contributor, during the year, aggregate contributions of more than \$1,000 for use *exclusively* for religious, charitable, scientific, literary, or educational purposes, or the prevention of cruelty to children or animals. Complete Parts I, II, and III.
- For a section 501(c)(7), (8), or (10) organization filing Form 990 or 990-EZ that received from any one contributor, during the year, contributions for use *exclusively* for religious, charitable, etc., purposes, but these contributions did not aggregate to more than \$1,000. If this box is checked, enter here the total contributions that were received during the year for an *exclusively* religious, charitable, etc., purpose. Do not complete any of the parts unless the **General Rule** applies to this organization because it received nonexclusively religious, charitable, etc., contributions of \$5,000 or more during the year. ▶ \$ \_\_\_\_\_

**Caution.** An organization that is not covered by the General Rule and/or the Special Rules does not file Schedule B (Form 990, 990-EZ, or 990-PF), but it **must** answer "No" on Part IV, line 2 of its Form 990, or check the box on line H of its Form 990-EZ, or on line 2 of its Form 990-PF, to certify that it does not meet the filing requirements of Schedule B (Form 990, 990-EZ, or 990-PF).

LHA For Privacy Act and Paperwork Reduction Act Notice, see the Instructions for Form 990, 990-EZ, or 990-PF.

Schedule B (Form 990, 990-EZ, or 990-PF) (2009)

Name of organization

Employer identification number

**THE B HOLMAN FOUNDATION**

**75-2910322**

**Part I Contributors** (see instructions)

(a) No.	(b) Name, address, and ZIP + 4	(c) Aggregate contributions	(d) Type of contribution
1	<u>BEULAH A HOLMAN ESTATE</u>  <u>8311 SAN BENITO WAY</u>  <u>DALLAS, TX 75218</u>	\$ <u>46,450.</u>	Person <input checked="" type="checkbox"/> Payroll <input type="checkbox"/> Noncash <input type="checkbox"/> (Complete Part II if there is a noncash contribution)
_____	_____ _____ _____	\$ _____	Person <input type="checkbox"/> Payroll <input type="checkbox"/> Noncash <input type="checkbox"/> (Complete Part II if there is a noncash contribution)
_____	_____ _____ _____	\$ _____	Person <input type="checkbox"/> Payroll <input type="checkbox"/> Noncash <input type="checkbox"/> (Complete Part II if there is a noncash contribution)
_____	_____ _____ _____	\$ _____	Person <input type="checkbox"/> Payroll <input type="checkbox"/> Noncash <input type="checkbox"/> (Complete Part II if there is a noncash contribution)
_____	_____ _____ _____	\$ _____	Person <input type="checkbox"/> Payroll <input type="checkbox"/> Noncash <input type="checkbox"/> (Complete Part II if there is a noncash contribution)
_____	_____ _____ _____	\$ _____	Person <input type="checkbox"/> Payroll <input type="checkbox"/> Noncash <input type="checkbox"/> (Complete Part II if there is a noncash contribution)

15



**Part IV Capital Gains and Losses for Tax on Investment Income**

(a) List and describe the kind(s) of property sold, e.g., real estate, 2-story brick warehouse; or common stock, 200 shs. MLC Co.	(b) How acquired P - Purchase D - Donation	(c) Date acquired (mo., day, yr.)	(d) Date sold (mo., day, yr.)
1a UBS GAINS AND LOSSES P. 24	P	VARIOUS	VARIOUS
b UBS GAINS AND LOSSES P. 48	P	VARIOUS	VARIOUS
c UBS GAINS AND LOSSES P. 51	P	VARIOUS	VARIOUS
d UBS GAINS AND LOSSES P. 57	P	VARIOUS	VARIOUS
e UBS GAINS AND LOSSES P. 59	P	VARIOUS	VARIOUS
f VARIOUS SMALL ADJUSTMENTS	P	VARIOUS	VARIOUS
g			
h			
i			
j			
k			
l			
m			
n			
o			

(e) Gross sales price	(f) Depreciation allowed (or allowable)	(g) Cost or other basis plus expense of sale	(h) Gain or (loss) (e) plus (f) minus (g)
a 23,250.		23,856.	-606.
b 150,639.		168,343.	-17,704.
c 41,894.		45,093.	-3,199.
d 131,886.		140,322.	-8,436.
e 6,611.		8,954.	-2,343.
f 26.			26.
g			
h			
i			
j			
k			
l			
m			
n			
o			

Complete only for assets showing gain in column (h) and owned by the foundation on 12/31/69			(l) Losses (from col. (h)) Gains (excess of col. (h) gain over col. (k), but not less than "-0-")
(i) F.M.V. as of 12/31/69	(j) Adjusted basis as of 12/31/69	(k) Excess of col. (i) over col. (j), if any	
a			-606.
b			-17,704.
c			-3,199.
d			-8,436.
e			-2,343.
f			26.
g			
h			
i			
j			
k			
l			
m			
n			
o			

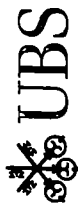
2 Capital gain net income or (net capital loss) { If gain, also enter in Part I, line 7 If (loss), enter "-0-" in Part I, line 7 }	2	-32,262.
3 Net short-term capital gain or (loss) as defined in sections 1222(5) and (6): If gain, also enter in Part I, line 8, column (c). If (loss), enter "-0-" in Part I, line 8	3	N/A

FORM 990-PF	DIVIDENDS AND INTEREST FROM SECURITIES		STATEMENT	1
SOURCE	GROSS AMOUNT	CAPITAL GAINS DIVIDENDS	COLUMN (A) AMOUNT	
MISCELLANEOUS INVEST INC	11,506.	0.	11,506.	
UBS FINANCIAL SERVICES	4,600.	0.	4,600.	
UBS FINANCIAL SERVICES	72,355.	0.	72,355.	
TOTAL TO FM 990-PF, PART I, LN 4	88,461.	0.	88,461.	

FORM 990-PF	ACCOUNTING FEES			STATEMENT	2
DESCRIPTION	(A) EXPENSES PER BOOKS	(B) NET INVEST- MENT INCOME	(C) ADJUSTED NET INCOME	(D) CHARITABLE PURPOSES	
ACCOUNTING	5,425.	5,425.		0.	
TO FORM 990-PF, PG 1, LN 16B	5,425.	5,425.		0.	

FORM 990-PF	OTHER PROFESSIONAL FEES			STATEMENT	3
DESCRIPTION	(A) EXPENSES PER BOOKS	(B) NET INVEST- MENT INCOME	(C) ADJUSTED NET INCOME	(D) CHARITABLE PURPOSES	
FOREIGN TAX PAID	64.	64.		0.	
TO FORM 990-PF, PG 1, LN 16C	64.	64.		0.	

FORM 990-PF	OTHER EXPENSES			STATEMENT	4
DESCRIPTION	(A) EXPENSES PER BOOKS	(B) NET INVEST- MENT INCOME	(C) ADJUSTED NET INCOME	(D) CHARITABLE PURPOSES	
INVESTMENT MGT FEES	21,463.	21,463.		0.	
MISC BROKERAGE FEES	405.	405.		0.	
TO FORM 990-PF, PG 1, LN 23	21,868.	21,868.		0.	



UBS Financial Services Inc  
100 CRESCENT COURT  
SUITE 600  
DALLAS TX 75201-1842

APZ3000396209 1209 TX 2

# 2009 Year End Summary

**Duplicate statement for the account of:**

B HOLMAN FOUNDATION  
ATTN DOLORES MILLER PRES  
4708 RAVENDALE DR  
RICHARDSON TX 75082-3835  
Account number TX 62886 11

MICHAEL MAGERS  
10000 N CENTRAL EXPRESSWAY  
SUITE 1400  
DALLAS TX 75231-2319

**Your Financial Advisor:**

HORACE R NASH JR  
Phone: 214-220-0400/888-430-5579

## Summary of gains and losses

	Amount (\$)
Short term	966 52
Long term	<del>4,622.07</del> - 1,572.46
<b>Total</b>	<b><del>\$-3,665.55</del> - 605.94</b>

## Realized gains and losses

Estimated 2009 gains and losses for transactions with trade dates through 12/31/09 have been incorporated into this statement. To calculate gains and losses, we liquidate the oldest security lot first. This is known as the first-in, first-out or FIFO accounting method. We use this method unless you specified which tax lot to close when you placed your order. This is known as a versus purchases or VSP order. See important information about your statement on the last page of this statement for more information.

We may not adjust gains and losses for all capital changes. Cost basis for coupon tax-exempt municipal securities, include securities subject to AMT, has been adjusted for mandatory amortization of bond premium. Estimates in the Unclassified section can not be classified as short term or long term because information is missing, or the product is one in which the gain/loss calculation is not provided.

## Short-term capital gains and losses

Security description	Method	Quantity or face value (\$)	Purchase date	Sale date	Sale amount (\$)	Purchase amount (\$)	Loss (\$)	Gain (\$)	Net gain or loss (\$)
CISCO SYSTEMS INC	FIFO	65 000	Oct 22, 08	Aug 13, 09	1,397 34	1,145.15		252.19	

continued next page





42

Account name: B HOLMAN FOUNDATION  
 Account number: TX 62886 11

Realized gains and losses (continued)

**Short-term capital gains and losses (continued)**

Security description	Method	Quantity or face value (\$)	Purchase date	Sale date	Sale amount (\$)	Purchase amount (\$)	Loss (\$)	Gain (\$)	Net gain or loss (\$)
GRUPO TELEVISIA SA DE CV									
GLOBAL DEP RCT REP ORD	FIFO	25 000	Nov 19, 08	Oct 22, 09	509 23	349 78		159 45	
MEXICO ADR	LIFO	0 854	Feb 27, 09	Nov 05, 09	28 19	14 05		14 14	
MERCK & CO INC NEW COM									
SCHERING PLOUGH CORP									
**MERGER EFF 11/09**	FIFO	105 000	Nov 07, 08	Nov 05, 09	1,102 50	661 16		441 34	
	FIFO	30 000	Feb 27, 09	Nov 05, 09	315 00	215 60		99 40	
<b>Total</b>					<b>\$3,352.26</b>	<b>\$2,385.74</b>		<b>\$966.52</b>	<b>\$966.52</b>

**Long-term capital gains and losses**

Security description	Method	Quantity or face value (\$)	Purchase date	Sale date	Sale amount (\$)	Purchase amount (\$)	Loss (\$)	Gain (\$)	Net gain or loss (\$)
CITIGROUP INC	FIFO	45 000	Mar 06, 01	Mar 11, 09	74 35	2,075 08	-2,000 73		
	FIFO	15 000	Oct 10, 02	Mar 11, 09	24 78	414 30	-389 52		
COMCAST CORP NEW SPECIAL									
CL A	FIFO	82 000	Jan 21, 04	Jun 26, 09	1,140 48	1,886 90	-746 42		
	FIFO	73 000	Feb 19, 04	Jun 26, 09	1,015 31	1,465 99	-450 68		
CONOCOPHILLIPS	FIFO	15 000	Jul 10, 01	Aug 21, 09	663 14	426 25		236 89	
	FIFO	30 000	Dec 24, 01	Aug 21, 09	1,326 28	889 37		436 91	
	FIFO	30 000	Oct 10, 02	Aug 21, 09	1,326 28	677 97		648 31	
	FIFO	40 000	Sep 14, 06	Aug 21, 09	1,768 37	2,351 72	-583 35		
GRUPO TELEVISIA SA DE CV									
GLOBAL DEP RCT REP ORD	FIFO	45 000	Feb 08, 08	Oct 22, 09	916 62	956 62	-40 00		
MEXICO ADR	FIFO	5 000	Jun 25, 08	Oct 22, 09	101 85	119 05	-17 20		
H & R BLOCK INC	FIFO	55 000	Aug 07, 03	Mar 31, 09	1,006 51	1,164 57	-158 06		
JPMORGAN CHASE & CO	FIFO	42 000	May 03, 01	Jan 26, 09	1,046 15	1,225 22	-179 07		
	FIFO	39 000	Dec 27, 01	Jan 26, 09	971 43	1,172 17	-200 74		
	FIFO	52 000	Sep 30, 02	Jan 26, 09	1,295 24	1,477 46	-182 22		
	FIFO	2 000	Jan 02, 03	Jan 26, 09	49 82	54 36	-4 54		
MICROSOFT CORP	FIFO	25 000	Jul 30, 02	Oct 21, 09	665 94	599 47		66 47	
	FIFO	35 000	Jul 30, 02	Jun 19, 09	849 39	839 25		10 14	
TYCO ELECTRONICS LTD	FIFO	7 000	Jul 26, 02	Mar 24, 09	74 96	104 74	-29 78		

continued next page



ACCESS

Account name: B HOLLMAN FOUNDATION  
Account number: TX 62886 11

Your Financial Advisor:  
HORACE R NASH JR  
214-220-0400/888-430-5579

Realized gains and losses (continued)

Long-term capital gains and losses (continued)

Security description	Method	Quantity or face value (\$)	Purchase date	Sale date	Sale amount (\$)	Purchase amount (\$)	Loss (\$)	Gain (\$)	Net gain or loss (\$)
UNITEDHEALTH GROUP INC	FIFO	26 000	Dec 23, 02	Mar 24, 09	278.41	462.00	-183.59		
	FIFO	45 000	Oct 20, 06	Dec 16, 09	1,441.74	2,287.11	-845.37		
	FIFO	20 000	Mar 28, 08	Dec 16, 09	640.77	687.58	-46.81		
	FIFO	5 000	Jun 25, 08	Dec 16, 09	160.19	132.90		27.29	
<b>Total</b>					<b>\$16,838.01</b>	<b>\$21,470.08</b>	<b>-\$6,058.08</b>	<b>\$1,426.01</b>	<b>-\$4,632.07</b>

Net capital gains/losses:

Gains and losses not calculated

Security description	Method	Quantity or face value (\$)	Purchase date	Sale date	Sale amount (\$)	Purchase amount (\$)	Loss (\$)	Gain (\$)	Net gain or loss (\$)
PHILIP MORRIS INTL INC		90 000		Feb 27, 09	3,059.61	0.00			

<sup>1</sup> Indicates that the cost basis information has been provided by a source other than UBS Financial Services Inc.

---This information was unavailable---

23,855.82

23,249.88



# 2009 Year End Summary

22

UBS Financial Services Inc  
100 CRESCENT COURT  
SUITE 600  
DALLAS TX 75201-1842

CPZ3000491741 1209 TX 2



**Duplicate statement for the account of:**

B HOLMAN FOUNDATION  
ATTN DOLORES MILLER PRES  
4708 RAVENDALE DR  
RICHARDSON TX 75082-3835  
Account number: TX 62887 11

MICHAEL MAGERS  
10000 N CENTRAL EXPRESSWAY  
SUITE 1400  
DALLAS TX 75231-2319

**Your Financial Advisor:**

HORACE R NASH JR  
Phone: 214-220-0400/888-430-5579

## Summary of gains and losses

	Amount (\$)
Short term	-3,909.10
Long term	-13,794.40
<b>Total</b>	<b>\$-17,703.50</b>

## Realized gains and losses

Estimated 2009 gains and losses for transactions with trade dates through 12/31/09 have been incorporated into this statement. To calculate gains and losses, we liquidate the oldest security lot first. This is known as the first-in, first-out or FIFO accounting method. We use this method unless you specified which tax lot to close when you placed your order. This is known as a versus purchases or VSP order. See *Important information about your statement* on the last page of this statement for more information.

We may not adjust gains and losses for all capital changes. Cost basis for coupon tax-exempt municipal securities, include securities subject to AMT, has been adjusted for mandatory amortization of bond premium. Estimates in the Unclassified section can not be classified as short term or long term because information is missing, or the product is one in which the gain/loss calculation is not provided.

## Short-term capital gains and losses

Security description	Method	Quantity or face value (\$)	Purchase date	Sale date	Sale amount (\$)	Purchase amount (\$)	Loss (\$)	Gain (\$)	Net gain or loss (\$)
ABBOTT LABS	FIFO	4 000	Jan 21, 09	Apr 30, 09	167 00	208 90	-41 90		
	FIFO	5 000	Feb 06, 09	Apr 30, 09	208 74	285 45	-76 71		
	FIFO	7 000	Feb 06, 09	Apr 30, 09	292 24	399 61	-107 37		

continued next page





92

Account name: B HOLMAN FOUNDATION  
 Account number: TX 62887 11

Realized gains and losses (continued)  
**Short-term capital gains and losses (continued)**

Security description	Method	Quantity or face value (\$)	Purchase date	Sale date	Sale amount (\$)	Purchase amount (\$)	Loss (\$)	Gain (\$)	Net gain or loss (\$)
AMAZON COM INC	FIFO	9 000	Feb 27, 09	Apr 30, 09	375 74	436 94	-61 20		
	FIFO	3 000	Mar 02, 09	Apr 30, 09	125 25	141 21	-15 96		
	FIFO	12 000	Jan 21, 09	Apr 27, 09	520 21	626 70	-106 49		
AMER EXPRESS CO	FIFO	3 000	Jun 02, 09	Oct 12, 09	283 66	254 01		29 65	
	FIFO	3 000	Jun 03, 09	Oct 06, 09	270 71	253 93		16 78	
	FIFO	5 000	Jun 03, 09	Oct 06, 09	451 19	423 99		27 20	
AON CORP	FIFO	5 000	Jul 24, 09	Nov 05, 09	186 96	146 96		40 00	
	FIFO	15 000	Jul 17, 09	Oct 23, 09	524 03	418 04		105 99	
	FIFO	8 000	Jul 17, 09	Oct 23, 09	279 48	224 80		54 68	
	FIFO	6 000	Jul 24, 09	Oct 23, 09	209 61	176 35		33 26	
	FIFO	8 000	Jul 16, 09	Oct 20, 09	282 25	220 78		61 47	
	FIFO	5 000	Mar 03, 09	May 01, 09	183 81	185 73	-1 92		
	FIFO	4 000	Mar 04, 09	May 01, 09	147 05	150 25	-3 20		
	FIFO	15 000	Mar 05, 09	May 01, 09	551 44	575 11	-23 67		
	FIFO	4 000	Mar 09, 09	May 01, 09	147 05	155 20	-8 15		
	FIFO	2 000	Nov 11, 08	Jan 30, 09	74 01	80 33	-6 32		
AON CORP	FIFO	1 000	Nov 21, 08	Jan 30, 09	37 63	40 54	-2 91		
	FIFO	4 000	Nov 21, 08	Jan 30, 09	148 01	162 18	-14 17		
	FIFO	5 000	Dec 03, 08	Jan 30, 09	188 16	216 52	-28 36		
	FIFO	5 000	Nov 03, 08	Jan 29, 09	190 78	207 98	-17 20		
	FIFO	1 000	Oct 24, 08	Jan 28, 09	38 45	35 31		3 14	
	FIFO	5 000	Oct 29, 08	Jan 28, 09	192 24	196 85	-4 61		
	FIFO	1 000	Nov 03, 08	Jan 28, 09	38 45	41 60	-3 15		
	FIFO	3 000	Oct 21, 08	Jan 27, 09	113 69	114 43	-0 74		
	FIFO	1 000	Oct 22, 08	Jan 27, 09	38 35	37 50		0 85	
	FIFO	2 000	Oct 22, 08	Jan 27, 09	75 80	75 00		0 80	
AON CORP	FIFO	3 000	Oct 23, 08	Jan 27, 09	115 05	107 14		7 91	
	FIFO	2 000	Oct 24, 08	Jan 27, 09	76 70	70 63		6 07	
	FIFO	4 000	Oct 14, 08	Jan 26, 09	155 40	159 04	-3 64		
	FIFO	6 000	Oct 09, 08	Jan 23, 09	240 00	256 68	-16 68		
FIFO	6 000	Oct 10, 08	Jan 23, 09	239 87	228 00		11 87		

continued next page



ACCESS

Account name: B. HOLMAN FOUNDATION  
Account number: TX 62887 11

Your Financial Advisor:  
HORACE R NASH JR  
214-220-0400/888-430-5579

Realized gains and losses (continued)  
**Short-term capital gains and losses (continued)**

Security description	Method	Quantity or face value (\$)	Purchase date	Sale date	Sale amount (\$)	Purchase amount (\$)	Loss (\$)	Gain (\$)	Net gain or loss (\$)
<b>APOLLO GROUP INC CL A</b>									
	FIFO	1.000	Oct 14, 08	Jan 23, 09	39.98	39.76		0.22	
	FIFO	1.000	Nov 11, 08	Apr 08, 09	63.22	69.04	-5.82		
	FIFO	4.000	Nov 13, 08	Apr 08, 09	252.86	262.29	-9.43		
	FIFO	3.000	Nov 14, 08	Apr 08, 09	189.65	204.64	-14.99		
	FIFO	2.000	Nov 06, 08	Apr 07, 09	126.60	133.35	-6.75		
	FIFO	3.000	Nov 07, 08	Apr 07, 09	189.90	206.86	-16.96		
	FIFO	2.000	Nov 10, 08	Apr 07, 09	126.60	139.12	-12.52		
	FIFO	2.000	Nov 03, 08	Apr 02, 09	138.62	137.01		1.61	
	FIFO	1.000	Nov 06, 08	Apr 02, 09	69.31	66.68		2.63	
	FIFO	1.000	Oct 29, 08	Apr 01, 09	65.71	65.26		0.45	
	FIFO	3.000	Nov 03, 08	Apr 01, 09	197.14	205.52	-8.38		
	FIFO	3.000	Oct 29, 08	Jan 09, 09	259.00	195.77		63.23	
	FIFO	4.000	Oct 29, 08	Jan 07, 09	304.17	261.03		43.14	
<b>ARCELORMITTAL SA NY REG</b>									
	FIFO	6.000	May 04, 09	May 12, 09	157.60	164.94	-7.34		
	FIFO	16.000	May 05, 09	May 12, 09	420.25	443.41	-23.16		
	FIFO	19.000	May 01, 09	May 11, 09	511.83	491.63		20.20	
	FIFO	5.000	May 04, 09	May 11, 09	134.69	137.45	-2.76		
	FIFO	18.000	Apr 30, 09	May 08, 09	513.12	424.39		88.73	
	FIFO	15.000	May 01, 09	May 08, 09	427.60	388.13		39.47	
<b>BANK OF AMER CORP</b>									
	FIFO	29.000	May 06, 09	Oct 20, 09	494.83	365.22		129.61	
	FIFO	13.000	May 06, 09	Aug 06, 09	214.21	163.72		50.49	
<b>BAXTER INTL INC</b>									
	FIFO	1.000	Mar 05, 09	May 21, 09	48.85	51.25	-2.40		
	FIFO	4.000	Mar 06, 09	May 21, 09	195.39	203.02	-7.63		
	FIFO	3.000	Mar 06, 09	May 21, 09	146.54	157.87	-11.33		
	FIFO	1.000	Mar 04, 09	May 20, 09	49.00	52.63	-3.63		
	FIFO	3.000	Mar 05, 09	May 20, 09	147.74	153.75	-6.01		
	FIFO	3.000	Mar 05, 09	May 20, 09	147.00	153.73	-6.73		
	FIFO	2.000	Mar 05, 09	May 20, 09	98.50	102.49	-3.99		
	FIFO	3.000	Mar 04, 09	May 19, 09	147.75	157.88	-10.13		
<b>BEST BUY CO INC</b>									
	FIFO	5.000	Mar 09, 09	Apr 30, 09	191.04	124.75		66.29	
	FIFO	10.000	Feb 17, 09	Apr 29, 09	372.31	285.00		87.31	



continued next page



2

Account name: B HOLMAN FOUNDATION  
Account number: TX 62887 11

Realized gains and losses (continued)  
**Short-term capital gains and losses (continued)**

Security description	Method	Quantity or face value (\$)	Purchase date	Sale date	Sale amount (\$)	Purchase amount (\$)	Loss (\$)	Gain (\$)	Net gain or loss (\$)
	FIFO	1 000	Mar 09, 09	Apr 29, 09	37 23	24 95		12 28	
	FIFO	8 000	Feb 13, 09	Apr 08, 09	314 71	242 68		72 03	
	FIFO	5 000	Feb 13, 09	Apr 08, 09	196 69	153 58		43 11	
	FIFO	4 000	Feb 17, 09	Apr 08, 09	157 36	114 00		43 36	
BROADCOM CORP CL A	FIFO	5 000	Apr 08, 09	Apr 09, 09	114 64	109 40		5 24	
	FIFO	7 000	Dec 19, 08	Feb 24, 09	109 89	124 37	-14 48		
	FIFO	10 000	Dec 22, 08	Feb 24, 09	156 98	172 14	-15 16		
	FIFO	6 000	Dec 23, 08	Feb 24, 09	94 19	103 54	-9 35		
	FIFO	4 000	Dec 17, 08	Feb 23, 09	63 46	76 01	-12 55		
	FIFO	13 000	Dec 17, 08	Feb 23, 09	206 23	242 27	-36 04		
	FIFO	6 000	Dec 19, 08	Feb 23, 09	95 18	106 60	-11 42		
	FIFO	1 000	Dec 15, 08	Feb 20, 09	16 40	17 34	-0 94		
	FIFO	5 000	Dec 16, 08	Feb 20, 09	81 99	93 95	-11 96		
	FIFO	21 000	Dec 17, 08	Feb 20, 09	344 35	399 05	-54 70		
	FIFO	10 000	Dec 12, 08	Jan 28, 09	181 09	176 76		4 33	
	FIFO	4 000	Dec 15, 08	Jan 28, 09	72 44	69 36		3 08	
CATERPILLAR INC	FIFO	10 000	May 06, 09	Jul 01, 09	337 70	395 36	-57 66		
	FIFO	6 000	May 13, 09	Jul 01, 09	202 62	216 30	-13 68		
	FIFO	5 000	May 29, 09	Jul 01, 09	168 85	176 00	-7 15		
	FIFO	6 000	May 01, 09	Jun 30, 09	198 63	223 47	-24 84		
	FIFO	5 000	May 04, 09	Jun 30, 09	165 52	190 55	-25 03		
	FIFO	8 000	May 06, 09	Jun 30, 09	264 83	316 29	-51 46		
CF INDUSTRIES HOLDINGS INC	FIFO	1 000	Apr 14, 09	May 29, 09	77 50	73 75		3 75	
	FIFO	6 000	Apr 15, 09	May 29, 09	465 02	446 12		18 90	
	FIFO	3 000	Apr 24, 09	May 29, 09	232 51	213 39		19 12	
	FIFO	2 000	Apr 13, 09	May 28, 09	156 97	146 19		10 78	
	FIFO	1 000	Apr 14, 09	May 28, 09	78 48	73 75		4 73	
	FIFO	2 000	Apr 09, 09	May 27, 09	162 43	145 35		17 08	
	FIFO	2 000	Apr 13, 09	May 27, 09	162 43	146 19		16 24	
	FIFO	3 000	Apr 08, 09	May 22, 09	243 94	213 71		30 23	
CME GROUP INC	FIFO	1 000	Mar 17, 09	Apr 29, 09	225 95	210 18		15 77	

continued next page



ACCESS

Account name: B HOLMAN FOUNDATION  
Account number: TX 62887 11

Your Financial Advisor:  
HORACE R NASH JR  
214-220-0400/888-430-5579

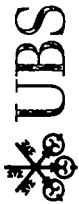
Realized gains and losses (continued)

Short-term capital gains and losses (continued)

Security description	Method	Quantity or face value (\$)	Purchase date	Sale date	Sale amount (\$)	Purchase amount (\$)	Loss (\$)	Gain (\$)	Net gain or loss (\$)
<b>COMPANHIA VALE DO RIO</b>									
DOCE **NAME CHANGE: 05/2009** SPON ADR	FIFO	1 000	Mar 18, 09	Apr 29, 09	221.55	229.76	-8.21		
	FIFO	1 000	Mar 18, 09	Apr 29, 09	225.95	229.76	-3.81		
	FIFO	1 000	Mar 19, 09	Apr 29, 09	221.55	230.95	-9.40		
	FIFO	2 000	Mar 19, 09	Apr 29, 09	443.10	465.49	-22.39		
<b>DOCE **NAME CHANGE: 05/2009** SPON ADR</b>									
	FIFO	2 000	Feb 09, 09	Mar 06, 09	25.34	35.18	-9.84		
	FIFO	9 000	Feb 10, 09	Mar 06, 09	114.02	144.90	-30.88		
	FIFO	20 000	Feb 20, 09	Mar 06, 09	253.37	272.84	-19.47		
	FIFO	10 000	Feb 09, 09	Mar 05, 09	131.19	175.88	-44.69		
	FIFO	3 000	Feb 09, 09	Mar 05, 09	39.36	50.82	-11.46		
	FIFO	9 000	Feb 09, 09	Mar 05, 09	120.14	152.46	-32.32		
	FIFO	14 000	Feb 09, 09	Mar 04, 09	185.49	231.92	-46.43		
	FIFO	24 000	Feb 09, 09	Mar 03, 09	300.59	397.58	-96.99		
<b>COVIDIEN LTD **NAME CHANGE 2009**</b>									
	FIFO	5 000	Sep 19, 08	Mar 06, 09	145.54	269.51	-123.97		
	FIFO	4 000	Oct 13, 08	Mar 06, 09	116.44	192.44	-76.00		
	FIFO	5 000	Sep 17, 08	Mar 05, 09	142.08	276.77	-134.69		
	FIFO	2 000	Sep 19, 08	Mar 05, 09	56.83	107.80	-50.97		
	FIFO	10 000	Sep 12, 08	Mar 04, 09	299.89	560.00	-260.11		
	FIFO	4 000	Sep 15, 08	Mar 04, 09	119.96	224.00	-104.04		
	FIFO	2 000	Sep 17, 08	Mar 04, 09	59.98	110.71	-50.73		
	FIFO	6 000	Sep 12, 08	Jan 29, 09	231.12	336.00	-104.88		
<b>DELTA AIR LINES INC DELA NEW</b>									
	FIFO	15 000	Jan 21, 09	Feb 02, 09	105.00	146.45	-41.45		
	FIFO	20 000	Jan 22, 09	Feb 02, 09	140.00	209.40	-69.40		
	FIFO	20 000	Jan 27, 09	Feb 02, 09	140.00	162.40	-22.40		
	FIFO	18 000	Jan 20, 09	Jan 30, 09	127.03	208.40	-81.37		
	FIFO	10 000	Jan 21, 09	Jan 30, 09	70.57	97.64	-27.07		
	FIFO	36 000	Jan 20, 09	Jan 29, 09	291.17	416.80	-125.63		
	FIFO	5 000	Aug 28, 09	Oct 21, 09	130.18	108.31	21.87		

continued next page





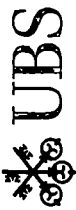
Account name: B HOLMAN FOUNDATION  
 Account number: TX 62887 11

Realized gains and losses (continued)

Short-term capital gains and losses (continued)

Security description	Method	Quantity or face value (\$)	Purchase date	Sale date	Sale amount (\$)	Purchase amount (\$)	Loss (\$)	Gain (\$)	Net gain or loss (\$)
EMC CORP MASS	FIFO	19 000	Aug 28, 09	Oct 21, 09	499 99	411 58		88 41	
	FIFO	14 000	Aug 31, 09	Oct 21, 09	364 49	298 17		66 32	
	FIFO	4 000	Aug 28, 09	Oct 20, 09	107 11	86 65		20 46	
	FIFO	19 000	Aug 06, 09	Oct 21, 09	339 29	286 55		52 74	
	FIFO	9 000	Aug 07, 09	Oct 21, 09	160 72	138 42		22 30	
	FIFO	16 000	Aug 06, 09	Oct 20, 09	282 71	241 30		41 41	
	FIFO	13 000	Nov 11, 08	Apr 15, 09	161 66	132 86		28 80	
	FIFO	13 000	Dec 11, 08	Apr 15, 09	161 66	138 83		22 83	
	FIFO	45 000	Dec 12, 08	Apr 15, 09	559 60	485 06		74 54	
	FIFO	16 000	Nov 10, 08	Mar 30, 09	178 07	172 04		6 03	
	FIFO	7 000	Oct 31, 08	Mar 20, 09	79 19	81 52	-2 33		
	FIFO	5 000	Nov 10, 08	Mar 20, 09	56 56	53 76		2 80	
	FIFO	37 000	Oct 31, 08	Mar 04, 09	389 72	430 88	-41 16		
FIRST SOLAR INC	FIFO	15 000	Oct 31, 08	Feb 27, 09	161 39	174 68	-13 29		
	FIFO	15 000	Oct 31, 08	Feb 27, 09	161 26	174 68	-13 42		
	FIFO	16 000	Oct 31, 08	Feb 10, 09	191 39	186 32		5 07	
	FIFO	1 000	Apr 29, 09	Aug 06, 09	147 33	150 78	-3 45		
	FIFO	2 000	Apr 30, 09	Aug 06, 09	294 65	369 67	-75 02		
	FIFO	4 000	Jun 08, 09	Aug 06, 09	569 91	717 21	-147 30		
	FIFO	1 000	May 01, 08	Feb 26, 09	103 15	266 88	-163 73		
	FIFO	2 000	May 30, 08	Feb 26, 09	206 31	549 94	-343 63		
	FIFO	2 000	Jun 06, 08	Feb 26, 09	206 31	515 98	-309 67		
	FIFO	1 000	Jun 11, 08	Feb 26, 09	103 15	258 24	-155 09		
	FIFO	1 000	Nov 03, 08	Feb 26, 09	103 15	155 01	-51 86		
	FIFO	4 000	Feb 20, 08	Feb 18, 09	527 87	863 68	-335 81		
	FIFO	2 000	May 01, 08	Feb 18, 09	263 93	533 77	-269 84		
FIFO	1 000	Feb 20, 08	Feb 10, 09	150 07	215 92	-65 85			
FLUOR CORP NEW	FIFO	2 000	Jun 02, 09	Oct 08, 09	99 08	101 26	-2 18		
	FIFO	3 000	Aug 06, 09	Oct 08, 09	148 62	170 13	-21 51		
	FIFO	5 000	Aug 07, 09	Oct 08, 09	247 70	289 00	-41 30		
	FIFO	2 000	May 12, 09	Oct 07, 09	97 00	91 57		5 43	

continued next page



ACCESS

Account name: B. HOLMAN FOUNDATION  
Account number: TX 62887 11

Your Financial Advisor:  
HORACE R NASH JR  
214-220-0400/888-430-5579

Realized gains and losses (continued)

Short-term capital gains and losses (continued)

Security description	Method	Quantity or face value (\$)	Purchase date	Sale date	Sale amount (\$)	Purchase amount (\$)	Loss (\$)	Gain (\$)	Net gain or loss (\$)
	FIFO	6,000	Jun 01, 09	Oct 07, 09	290.99	303.60	-12.61		
	FIFO	2,000	Jun 02, 09	Oct 07, 09	97.00	101.26	-4.26		
	FIFO	4,000	Mar 10, 09	Oct 06, 09	191.99	151.80		40.19	
	FIFO	5,000	Mar 10, 09	Oct 06, 09	239.99	186.74		53.25	
	FIFO	5,000	Apr 23, 09	Oct 06, 09	239.99	194.71		45.28	
	FIFO	1,000	May 12, 09	Oct 06, 09	48.00	45.79		2.21	
	FIFO	5,000	Mar 09, 09	Oct 05, 09	239.99	167.70		72.29	
	FIFO	6,000	Mar 10, 09	Oct 05, 09	287.99	227.70		60.29	
FORD MOTOR CO COM NEW	FIFO	63,000	May 13, 09	Sep 18, 09	438.39	310.44		127.95	
	FIFO	58,000	May 13, 09	Sep 17, 09	403.94	285.80		118.14	
	FIFO	39,000	May 13, 09	Sep 16, 09	279.37	192.18		87.19	
	FIFO	35,000	May 13, 09	Sep 16, 09	253.12	172.47		80.65	
	FIFO	21,000	May 01, 09	Sep 15, 09	153.54	121.54		32.00	
	FIFO	18,000	May 13, 09	Sep 15, 09	131.61	88.70		42.91	
	FIFO	33,000	May 01, 09	Sep 11, 09	244.19	190.98		53.21	
	FIFO	53,000	Apr 30, 09	Aug 06, 09	431.43	307.07		124.36	
	FIFO	32,000	May 01, 09	Aug 06, 09	260.48	185.20		75.28	
	FIFO	3,000	Apr 30, 09	Aug 03, 09	25.85	17.38		8.47	
	FIFO	15,000	Apr 29, 09	Jul 24, 09	101.18	80.55		20.63	
	FIFO	16,000	Apr 29, 09	Jul 24, 09	107.93	86.08		21.85	
	FIFO	18,000	Apr 30, 09	Jul 24, 09	121.42	104.29		17.13	
FREEPORT-MCMORAN COPPER & GOLD INC	FIFO	2,000	Jul 27, 09	Dec 01, 09	169.59	119.40		50.19	
	FIFO	1,000	Jul 28, 09	Dec 01, 09	84.80	58.09		26.71	
	FIFO	1,000	Jul 17, 09	Nov 30, 09	82.82	55.80		27.02	
	FIFO	3,000	Jul 24, 09	Nov 30, 09	248.46	178.29		70.17	
	FIFO	3,000	Jul 27, 09	Nov 30, 09	248.46	179.10		69.36	
	FIFO	3,000	Jul 17, 09	Nov 16, 09	251.35	167.39		83.96	
	FIFO	1,000	Jul 16, 09	Nov 13, 09	81.65	52.31		29.34	
	FIFO	4,000	Jul 17, 09	Nov 13, 09	328.02	223.19		104.83	
	FIFO	1,000	Jul 17, 09	Nov 13, 09	81.65	55.80		25.85	



continued next page



Account name: B HOLMAN FOUNDATION  
 Account number: TX 62887 11

Realized gains and losses (continued)  
**Short-term capital gains and losses (continued)**

Security description	Method	Quantity or face value (\$)	Purchase date	Sale date	Sale amount (\$)	Purchase amount (\$)	Loss (\$)	Gain (\$)	Net gain or loss (\$)
GENENTECH INC **MERGER EFF 3/2009**	FIFO	3 000	Jul 16, 09	Nov 12, 09	243 87	156 93		86 94	
	FIFO	3 000	Jul 15, 09	Sep 21, 09	210 26	152 54		57 72	
GOLDMAN SACHS GROUP INC	FIFO	3 000	Feb 20, 09	Mar 18, 09	281 02	255 44		25 58	
	FIFO	4 000	Mar 04, 09	Mar 18, 09	374 69	329 04		45 65	
	FIFO	2 000	Feb 19, 09	Mar 12, 09	188 01	169 60		18 41	
	FIFO	1 000	Feb 20, 09	Mar 12, 09	94 01	85 15		8 86	
	FIFO	3 000	Feb 19, 09	Feb 27, 09	256 58	254 88		1 70	
	FIFO	5 000	Apr 14, 09	May 29, 09	717 58	590 83		126 75	
GOOGLE INC CL A	FIFO	2 000	Apr 16, 09	May 29, 09	287 03	243 01		44 02	
	FIFO	1 000	Apr 20, 09	May 29, 09	143 52	118 33		25 19	
	FIFO	2 000	Apr 23, 09	May 29, 09	287 03	238 65		48 38	
	FIFO	2 000	Apr 29, 09	May 29, 09	287 03	249 29		37 74	
	FIFO	1 000	May 04, 09	May 29, 09	143 52	131 14		12 38	
	FIFO	4 000	Jan 02, 09	Feb 23, 09	335 50	333 70		1 80	
	FIFO	1 000	Jan 05, 09	Feb 23, 09	83 87	86 43	-2 56		
	FIFO	4 000	Dec 31, 08	Feb 20, 09	323 82	337 42	-13 60		
	FIFO	1 000	Dec 31, 08	Feb 06, 09	94 71	84 35		10 36	
	FIFO	1 000	Apr 18, 08	Feb 26, 09	346 62	546 30	-199 68		
	FIFO	1 000	Apr 29, 08	Feb 26, 09	346 62	556 03	-209 41		
	HEWLETT PACKARD CO	FIFO	1 000	Mar 13, 08	Feb 23, 09	335 08	445 56	-110 48	
FIFO		4 000	Jun 08, 09	Dec 01, 09	198 41	147 32		51 09	
FIFO		10 000	Jul 24, 09	Dec 01, 09	496 01	415 19		80 82	
FIFO		4 000	Mar 26, 09	Nov 30, 09	196 42	131 48		64 94	
FIFO		8 000	Jun 08, 09	Nov 30, 09	392 83	294 64		98 19	
FIFO		1 000	Dec 12, 08	Nov 27, 09	49 13	35 86		13 27	
FIFO		5 000	Mar 11, 09	Nov 27, 09	245 64	142 47		103 17	
FIFO		6 000	Mar 26, 09	Nov 27, 09	294 77	197 22		97 55	
FIFO		13 000	Dec 12, 08	Nov 25, 09	650 28	466 13		184 15	
FIFO		1 000	Dec 12, 08	Nov 05, 09	48 68	35 86		12 82	
HEWLETT PACKARD CO	FIFO	6 000	Oct 14, 08	Oct 05, 09	276 47	241 77		34 70	
	FIFO	1 000	Sep 16, 08	Aug 28, 09	44 83	48 64	-3 81		

continued next page



ACCESS

Account name: B. HOLMAN FOUNDATION  
Account number: TX 62887 11

Your Financial Advisor:  
HORACE R NASH JR  
214-220-0400/888-430-5579

Realized gains and losses (continued)  
**Short-term capital gains and losses (continued)**

Security description	Method	Quantity or face value (\$)	Purchase date	Sale date	Sale amount (\$)	Purchase amount (\$)	Loss (\$)	Gain (\$)	Net gain or loss (\$)
<b>INGERSOLL-RAND PLC</b>									
	FIFO	4 000	Sep 17, 08	Aug 28, 09	179 31	188 17	-8 86		
	FIFO	9 000	Sep 11, 08	Aug 06, 09	380 86	424 80	-43 94		
	FIFO	4 000	Sep 11, 08	Aug 06, 09	169 75	188 80	-19 05		
	FIFO	5 000	Sep 16, 08	Aug 06, 09	212 19	243 19	-31 00		
	FIFO	9 000	Sep 10, 08	May 07, 09	309 09	420 95	-111 86		
	FIFO	4 000	Sep 11, 08	May 07, 09	137 38	188 80	-51 42		
	FIFO	3 000	Jul 29, 09	Nov 27, 09	105 67	83 07		22 60	
	FIFO	6 000	Jul 30, 09	Nov 27, 09	211 33	173 75		37 58	
	FIFO	2 000	Jul 28, 09	Nov 25, 09	71 69	55 49		16 20	
	FIFO	4 000	Jul 29, 09	Nov 25, 09	143 37	110 76		32 61	
	FIFO	7 000	Jul 28, 09	Nov 24, 09	249 23	194 21		55 02	
	FIFO	8 000	Jul 27, 09	Nov 23, 09	290 35	216 79		73 56	
<b>INTEL CORP</b>									
	FIFO	21 000	May 13, 09	Oct 21, 09	423 33	317 66		105 67	
	FIFO	4 000	May 28, 09	Oct 21, 09	80 64	62 66		17 98	
	FIFO	25 000	May 28, 09	Oct 21, 09	502 98	391 62		111 36	
	FIFO	25 000	May 28, 09	Oct 21, 09	501 98	391 62		110 36	
	FIFO	34 000	May 13, 09	Oct 20, 09	685 30	514 31		170 99	
	FIFO	15 000	May 13, 09	Oct 15, 09	310 04	226 90		83 14	
	FIFO	13 000	May 13, 09	Oct 12, 09	265 97	196 65		69 32	
<b>INTL BUSINESS MACH</b>									
	FIFO	5 000	Dec 12, 08	Nov 05, 09	613 88	412 27		201 61	
<b>INVESCO LTD</b>									
	FIFO	1 000	Jun 12, 09	Nov 05, 09	22 62	18 47		4 15	
	FIFO	9 000	Jun 15, 09	Nov 05, 09	203 60	163 61		39 99	
	FIFO	8 000	Jun 11, 09	Oct 21, 09	183 57	147 50		36 07	
	FIFO	10 000	Jun 12, 09	Oct 21, 09	229 46	184 71		44 75	
	FIFO	12 000	Jun 10, 09	Oct 20, 09	280 24	216 21		64 03	
	FIFO	5 000	Jun 11, 09	Oct 20, 09	116 76	92 19		24 57	
<b>JPMORGAN CHASE &amp; CO</b>									
	FIFO	5 000	Oct 13, 08	Feb 18, 09	107 34	207 78	-100 44		
	FIFO	7 000	Nov 10, 08	Feb 18, 09	150 27	256 37	-106 10		
	FIFO	5 000	Nov 11, 08	Feb 18, 09	107 34	178 50	-71 16		
	FIFO	1 000	Nov 25, 08	Feb 18, 09	21 47	29 62	-8 15		
	FIFO	7 000	Oct 10, 08	Feb 17, 09	157 40	284 06	-126 66		

continued next page





22

Account name: B HOLMAN FOUNDATION  
Account number: TX 62887 11

Realized gains and losses (continued)

Short-term capital gains and losses (continued)

Security description	Method	Quantity or face value (\$)	Purchase date	Sale date	Sale amount (\$)	Purchase amount (\$)	Loss (\$)	Gain (\$)	Net gain or loss (\$)
	FIFO	1 000	Oct 13, 08	Feb 17, 09	22 49	41 56	-19 07		
	FIFO	4 000	Oct 10, 08	Feb 13, 09	100 12	162 32	-62 20		
	FIFO	11 000	Oct 09, 08	Jan 21, 09	231 98	417 92	-185 94		
	FIFO	1 000	Oct 10, 08	Jan 21, 09	21 09	40 58	-19 49		
	FIFO	4 000	Oct 09, 08	Jan 15, 09	103 61	151 97	-48 36		
KOHL'S CORP	FIFO	4 000	Aug 12, 08	May 07, 09	178 05	195 51	-17 46		
	FIFO	6 000	Nov 10, 08	May 07, 09	267 07	201 36		65 71	
	FIFO	9 000	Nov 11, 08	May 07, 09	400 61	273 57		127 04	
	FIFO	4 000	Aug 11, 08	May 06, 09	174 31	209 49	-35 18		
	FIFO	17 000	Aug 12, 08	May 06, 09	740 83	830 90	-90 07		
	FIFO	14 000	Aug 11, 08	May 05, 09	615 59	733 20	-117 61		
	FIFO	4 000	Aug 08, 08	Mar 31, 09	169 94	186 19	-16 25		
	FIFO	1 000	Aug 11, 08	Mar 31, 09	42 49	52 37	-9 88		
	FIFO	1 000	Aug 08, 08	Mar 26, 09	42 63	46 55	-3 92		
	FIFO	3 000	Aug 08, 08	Mar 18, 09	121 07	139 64	-18 57		
	FIFO	5 000	Aug 08, 08	Mar 17, 09	194 49	232 74	-38 25		
	FIFO	7 000	Aug 08, 08	Mar 12, 09	268 88	325 83	-56 95		
LOCKHEED MARTIN CORP	FIFO	1 000	Dec 05, 08	Feb 11, 09	77 95	79 25	-1 30		
	FIFO	5 000	Dec 11, 08	Feb 11, 09	389 75	381 94		7 81	
	FIFO	4 000	Dec 05, 08	Feb 10, 09	311 99	317 01	-5 02		
LOWES COMPANIES INC	FIFO	5 000	Mar 19, 09	Jun 18, 09	92 83	87 75		5 08	
	FIFO	8 000	Mar 19, 09	Jun 18, 09	148 52	139 04		9 48	
	FIFO	4 000	Mar 25, 09	Jun 18, 09	74 26	74 44	-0 18		
	FIFO	7 000	Apr 28, 09	Jun 18, 09	129 96	149 28	-19 32		
	FIFO	12 000	Apr 29, 09	Jun 18, 09	222 78	259 16	-36 38		
	FIFO	7 000	Feb 12, 09	Jun 17, 09	134 04	126 34		7 70	
	FIFO	19 000	Feb 12, 09	Jun 17, 09	363 82	341 87		21 95	
	FIFO	21 000	Feb 13, 09	Jun 17, 09	402 12	381 02		21 10	
	FIFO	15 000	Mar 19, 09	Jun 17, 09	287 23	263 25		23 98	
	FIFO	7 000	Feb 11, 09	May 18, 09	138 95	127 40		11 55	
	FIFO	14 000	Feb 12, 09	May 18, 09	277 91	252 69		25 22	

continued next page



ACCESS

Account name: B. HOLMAN FOUNDATION  
Account number: TX 62887 11

Your Financial Advisor:  
HORACE R NASH JR  
214-220-0400/888-430-5579

Realized gains and losses (continued)

Short-term capital gains and losses (continued)

Security description	Method	Quantity or face value (\$)	Purchase date	Sale date	Sale amount (\$)	Purchase amount (\$)	Loss (\$)	Gain (\$)	Net gain or loss (\$)
MASTERCARD INC CL A	FIFO	1 000	May 05, 09	Jul 24, 09	185.49	181.67		3.82	
	FIFO	5 000	May 06, 09	Jul 24, 09	927.47	918.97		8.50	
	FIFO	1 000	May 28, 09	Jul 24, 09	185.49	171.83		13.66	
MCDONALDS CORP	FIFO	7 000	Aug 28, 08	May 06, 09	379.65	440.25	-60.60		
	FIFO	4 000	Sep 25, 08	May 06, 09	216.94	248.80	-31.86		
	FIFO	3 000	Oct 09, 08	May 06, 09	162.71	165.19	-2.48		
	FIFO	4 000	Oct 10, 08	May 06, 09	216.94	204.98		11.96	
	FIFO	13 000	Aug 11, 08	May 05, 09	693.40	855.24	-161.84		
	FIFO	5 000	Aug 28, 08	May 05, 09	266.69	314.47	-47.78		
	FIFO	1 000	Aug 08, 08	Apr 15, 09	53.94	65.51	-11.57		
	FIFO	3 000	Aug 11, 08	Apr 15, 09	161.82	197.36	-35.54		
	FIFO	5 000	Aug 08, 08	Mar 26, 09	278.91	327.56	-48.65		
	FIFO	4 000	Aug 08, 08	Feb 20, 09	218.91	262.05	-43.14		
MICROSOFT CORP	FIFO	5 000	Feb 11, 09	Dec 17, 09	148.25	96.38		51.87	
	FIFO	8 000	Feb 03, 09	Aug 06, 09	188.53	147.36		41.17	
	FIFO	11 000	Feb 04, 09	Aug 06, 09	257.26	207.90		49.36	
	FIFO	21 000	Feb 04, 09	Aug 06, 09	494.89	394.55		100.34	
	FIFO	10 000	Feb 04, 09	Aug 06, 09	235.66	189.00		46.66	
	FIFO	25 000	Feb 05, 09	Aug 06, 09	584.67	458.04		126.63	
	FIFO	6 000	Feb 11, 09	Aug 06, 09	140.32	115.66		24.66	
	FIFO	14 000	Feb 03, 09	Jun 16, 09	331.79	257.87		73.92	
	FIFO	13 000	May 20, 09	Sep 16, 09	382.13	378.49		3.64	
	FIFO	17 000	May 21, 09	Sep 16, 09	499.72	486.13		13.59	
MORGAN STANLEY	FIFO	7 000	May 19, 09	Sep 15, 09	205.18	208.24	-3.06		
	FIFO	21 000	May 20, 09	Sep 15, 09	615.53	598.49		17.04	
	FIFO	2 000	May 20, 09	Sep 15, 09	58.62	58.23		0.39	
	FIFO	2 000	Sep 18, 08	Jun 10, 09	75.24	99.70	-24.46		
	FIFO	2 000	Oct 13, 08	Jun 10, 09	75.24	57.21		18.03	
NATL-OILWELLVARCO INC	FIFO	10 000	Jan 20, 09	Jun 10, 09	376.19	237.08		139.11	
	FIFO	2 000	Mar 09, 09	Jun 10, 09	75.24	53.18		22.06	
	FIFO	1 000	Aug 22, 08	Jun 09, 09	38.32	76.21	-37.89		



continued next page



92

Account name: B HOLMAN FOUNDATION  
 Account number: TX 62887 11

Realized gains and losses (continued)  
**Short-term capital gains and losses (continued)**

Security description	Method	Quantity or face value (\$)	Purchase date	Sale date	Sale amount (\$)	Purchase amount (\$)	Loss (\$)	Gain (\$)	Net gain or loss (\$)
	FIFO	6 000	Aug 26, 08	Jun 09, 09	229 92	450 46	-220 54		
	FIFO	9 000	Sep 18, 08	Jun 09, 09	344 89	448 65	-103 76		
	FIFO	1 000	Aug 12, 08	Jun 05, 09	38 71	69 24	-30 53		
	FIFO	1 000	Aug 13, 08	Jun 05, 09	38 71	71 79	-33 08		
	FIFO	2 000	Aug 14, 08	Jun 05, 09	77 42	140 69	-63 27		
	FIFO	9 000	Aug 21, 08	Jun 05, 09	348 38	705 31	-356 93		
	FIFO	3 000	Aug 22, 08	Jun 05, 09	116 13	228 62	-112 49		
	FIFO	2 000	Aug 12, 08	Jun 03, 09	73 53	138 48	-64 95		
NOBLE CORP	FIFO	6 000	Jun 02, 09	Jul 15, 09	183 53	222 13	-38 60		
	FIFO	12 000	Jun 03, 09	Jul 15, 09	367 05	416 25	-49 20		
	FIFO	10 000	Jun 03, 09	Jul 15, 09	305 88	350 89	-45 01		
	FIFO	5 000	Jun 01, 09	Jul 14, 09	148 19	180 64	-32 45		
	FIFO	9 000	Jun 02, 09	Jul 14, 09	266 74	333 19	-66 45		
	FIFO	6 000	May 29, 09	Jul 13, 09	175 49	205 77	-30 28		
	FIFO	4 000	May 29, 09	Jul 13, 09	117 00	137 16	-20 16		
NOBLE ENERGY INC	FIFO	2 000	Apr 06, 09	Oct 21, 09	143 51	118 77		24 74	
	FIFO	3 000	Apr 07, 09	Oct 21, 09	215 26	175 46		39 80	
	FIFO	5 000	Apr 07, 09	Oct 21, 09	359 14	292 43		66 71	
	FIFO	7 000	Apr 06, 09	Jul 24, 09	417 95	415 70		2 25	
NUCOR CORP	FIFO	1 000	Aug 06, 09	Oct 09, 09	44 82	48 88	-4 06		
	FIFO	10 000	Aug 07, 09	Oct 09, 09	448 18	491 87	-43 69		
	FIFO	9 000	Jun 05, 09	Oct 08, 09	410 39	426 11	-15 72		
	FIFO	3 000	Jun 05, 09	Oct 08, 09	136 42	142 04	-5 62		
	FIFO	4 000	Jun 08, 09	Oct 08, 09	181 89	182 41	-0 52		
	FIFO	6 000	Jun 16, 09	Oct 08, 09	272 84	283 17	-10 33		
	FIFO	4 000	Aug 06, 09	Oct 08, 09	181 89	195 50	-13 61		
	FIFO	2 000	Jun 03, 09	Oct 06, 09	90 79	89 19		1 60	
	FIFO	2 000	Jun 05, 09	Oct 06, 09	90 79	94 69	-3 90		
	FIFO	5 000	Jun 03, 09	Oct 05, 09	225 74	222 97		2 77	
	FIFO	2 000	Jun 03, 09	Oct 05, 09	90 30	88 79		1 51	
	FIFO	6 000	Jun 03, 09	Oct 02, 09	268 49	266 36		2 13	

continued next page



ACCESS

Account name: B HOLMAN FOUNDATION  
Account number: TX 62887 11

Your Financial Advisor:  
HORACE R NASH JR  
214-220-0400/888-430-5579

Realized gains and losses (continued)  
**Short-term capital gains and losses (continued)**

Security description	Method	Quantity or face value (\$)	Purchase date	Sale date	Purchase amount (\$)	Sale amount (\$)	Loss (\$)	Gain (\$)	Net gain or loss (\$)
	FIFO	1 000	Jun 02, 09	Oct 01, 09	45 35	47 45	-2.10		
	FIFO	1 000	Jun 03, 09	Oct 01, 09	45 35	44 39		0.96	
	FIFO	10 000	Jun 01, 09	Jul 24, 09	447 03	467 00	-19.97		
	FIFO	12 000	Jun 02, 09	Jul 24, 09	536 43	569 42	-32.99		
<b>OCCIDENTAL PETROLEUM CRP</b>									
	FIFO	4 000	Mar 09, 09	Apr 07, 09	222 54	203 31		19.23	
	FIFO	5 000	Mar 09, 09	Apr 07, 09	278.18	255.47		22.71	
	FIFO	1,000	Dec 17, 08	Apr 06, 09	57 40	59.16	-1.76		
	FIFO	6 000	Dec 18, 08	Apr 06, 09	344 40	338 10		6.30	
	FIFO	8 000	Mar 02, 09	Apr 06, 09	459 20	394 30		64.90	
	FIFO	1,000	Mar 04, 09	Apr 06, 09	57 40	52.54		4.86	
	FIFO	1,000	Dec 16, 08	Mar 19, 09	59 98	55 31		4.67	
	FIFO	2,000	Dec 16, 08	Mar 19, 09	119.01	110 62		8.39	
	FIFO	1 000	Dec 17, 08	Mar 19, 09	59 98	59 16		0.82	
	FIFO	3 000	Dec 17, 08	Mar 19, 09	179 95	175.36		4.59	
<b>ORACLE CORP</b>									
	FIFO	25,000	Dec 22, 08	Aug 06, 09	528 57	435.05		93 52	
	FIFO	9 000	Mar 02, 09	Aug 06, 09	190 28	137 25		53 03	
	FIFO	2,000	Mar 02, 09	Aug 06, 09	42 39	30 50		11.89	
	FIFO	3,000	Mar 10, 09	Aug 06, 09	63 58	44.67		18.91	
	FIFO	4 000	Mar 19, 09	Aug 06, 09	84 78	71 04		13.74	
	FIFO	26 000	Mar 30, 09	Aug 06, 09	551 04	457 86		93 18	
	FIFO	20,000	Dec 17, 08	Jul 20, 09	429 93	337.06		92.87	
	FIFO	9,000	Dec 17, 08	Jul 20, 09	193 47	151 47		42.00	
	FIFO	16,000	Dec 19, 08	Jul 20, 09	343 95	285 37		58 58	
	FIFO	3,000	Dec 22, 08	Jul 20, 09	64 49	52 21		12 28	
	FIFO	20,000	Dec 17, 08	Jun 10, 09	412 59	336 60		75 99	
<b>PEABODY ENERGY CORP</b>									
	FIFO	2,000	Jul 29, 09	Nov 06, 09	86 18	64.84		21 34	
	FIFO	6 000	Jul 30, 09	Nov 06, 09	258 53	196 20		62.33	
	FIFO	12 000	Aug 06, 09	Nov 06, 09	507 65	418 37		89.28	
	FIFO	4 000	Aug 06, 09	Nov 06, 09	172 35	138 57		33.78	
	FIFO	10 000	Aug 06, 09	Nov 06, 09	423 04	346 41		76 63	
	FIFO	1,000	Aug 12, 09	Nov 06, 09	42 30	34 89		7 41	



continued next page



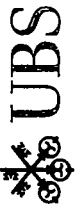
82

Account name: B HOLMAN FOUNDATION  
 Account number: TX 62887 11

Realized gains and losses (continued)  
**Short-term capital gains and losses (continued)**

Security description	Method	Quantity or face value (\$)	Purchase date	Sale date	Sale amount (\$)	Purchase amount (\$)	Loss (\$)	Gain (\$)	Net gain or loss (\$)
	FIFO	3 000	Jul 29, 09	Nov 05, 09	128 40	96 58		31 82	
	FIFO	5 000	Jul 29, 09	Nov 05, 09	213 99	162 10		51 89	
	FIFO	2 000	Jul 28, 09	Sep 22, 09	81 01	66 49		14 52	
	FIFO	10 000	Jul 29, 09	Sep 22, 09	405 03	321 94		83 09	
	FIFO	4 000	Jul 27, 09	Sep 21, 09	151 80	136 37		15 43	
	FIFO	6 000	Jul 28, 09	Sep 21, 09	227 69	199 46		28 23	
	FIFO	3 000	Jul 24, 09	Sep 18, 09	115 37	102 25		13 12	
	FIFO	2 000	Jul 27, 09	Sep 18, 09	76 92	68 19		8 73	
	FIFO	6 000	Jul 27, 09	Sep 18, 09	230 75	205 38		25 37	
	FIFO	4 000	Jul 24, 09	Aug 28, 09	134 68	136 34	-1 66		
PETROLEO BRASILEIRO SA									
SPON ADR	FIFO	6 000	Nov 05, 08	Apr 27, 09	194 29	168 20		26 09	
	FIFO	15 000	Nov 06, 08	Apr 27, 09	485 74	380 06		105 68	
	FIFO	1 000	Nov 06, 08	Apr 27, 09	32 32	25 34		6 98	
	FIFO	3 000	Nov 10, 08	Apr 27, 09	96 96	80 61		16 35	
	FIFO	11 000	Nov 11, 08	Apr 27, 09	355 51	276 04		79 47	
	FIFO	6 000	Jan 20, 09	Apr 27, 09	193 91	144 22		49 69	
	FIFO	10 000	Nov 05, 08	Apr 24, 09	336 58	280 34		56 24	
	FIFO	13 000	Nov 05, 08	Apr 24, 09	437 55	369 20		68 35	
	FIFO	6 000	Nov 05, 08	Apr 23, 09	197 87	170 40		27 47	
	FIFO	5 000	Nov 04, 08	Apr 22, 09	162 62	147 50		15 12	
	FIFO	1 000	Nov 05, 08	Apr 22, 09	32 53	28 40		4 13	
	FIFO	10 000	Nov 04, 08	Apr 21, 09	324 45	295 00		29 45	
PNC FINANCIAL SERVICES									
GROUP	FIFO	3 000	Nov 05, 08	Jan 20, 09	79 43	218 75	-139 32		
	FIFO	6 000	Nov 05, 08	Jan 20, 09	150 92	425 40	-274 48		
	FIFO	2 000	Nov 05, 08	Jan 20, 09	50 31	145 83	-95 52		
	FIFO	3 000	Nov 07, 08	Jan 20, 09	79 43	198 76	-119 33		
	FIFO	3 000	Nov 10, 08	Jan 20, 09	79 43	201 21	-121 78		
	FIFO	3 000	Nov 11, 08	Jan 20, 09	79 43	192 24	-112 81		
	FIFO	3 000	Nov 13, 08	Jan 20, 09	79 43	183 02	-103 59		
	FIFO	5 000	Nov 17, 08	Jan 20, 09	132 39	301 19	-168 80		

continued next page



ACCESS

Account name: B. HOLMAN FOUNDATION  
Account number: TX 62887 11

Your Financial Advisor:  
HORACE R NASH JR  
214-220-0400/888-430-5579

Realized gains and losses (continued)  
**Short-term capital gains and losses (continued)**

Security description	Method	Quantity or face value (\$)	Purchase date	Sale date	Sale amount (\$)	Purchase amount (\$)	Loss (\$)	Gain (\$)	Net gain or loss (\$)
<b>PRAXAIR INC</b>									
	FIFO	5 000	Dec 03, 08	Jan 20, 09	132 39	226 20	-93 81		
	FIFO	6 000	Dec 09, 08	Jan 20, 09	158 86	332 33	-173 47		
	FIFO	2 000	Nov 04, 08	Jan 16, 09	75 26	145 23	-69 97		
	FIFO	4 000	Nov 05, 08	Jan 16, 09	150 53	283 60	-133 07		
	FIFO	3 000	Nov 04, 08	Jan 15, 09	122 11	217 85	-95 74		
	FIFO	2 000	Aug 06, 08	Jul 17, 09	142 30	181 40	-39 10		
	FIFO	4 000	Oct 09, 08	Jul 17, 09	284 60	262 05		22 55	
	FIFO	3 000	Feb 26, 09	Jul 17, 09	213 45	180 78		32 67	
	FIFO	4 000	Jul 24, 08	Jul 16, 09	287 19	370 80	-83 61		
	FIFO	3 000	Jul 24, 08	Jul 16, 09	215 50	278 10	-62 60		
	FIFO	2 000	Aug 06, 08	Jul 16, 09	143 59	181 40	-37 81		
	FIFO	3 000	Jul 24, 08	Jul 15, 09	215 24	278 10	-62 86		
	FIFO	2 000	Jul 18, 08	Apr 30, 09	149 56	182 44	-32 88		
	FIFO	2 000	Jul 24, 08	Apr 30, 09	149 56	185 40	-35 84		
	FIFO	3 000	Jul 18, 08	Apr 24, 09	216 19	273 66	-57 47		
	FIFO	3 000	Jul 03, 08	Apr 23, 09	207 22	283 26	-76 04		
	FIFO	2 000	Jul 03, 08	Apr 02, 09	138 99	188 84	-49 85		
	FIFO	4 000	Jul 03, 08	Feb 09, 09	279 99	377 69	-97 70		
<b>PROCTER &amp; GAMBLE CO</b>									
	FIFO	5 000	Oct 02, 08	Feb 11, 09	254 99	356 80	-101 81		
	FIFO	5 000	Oct 03, 08	Feb 11, 09	254 99	351 82	-96 83		
	FIFO	7 000	Oct 09, 08	Feb 11, 09	356 99	452 75	-95 76		
	FIFO	1 000	Oct 10, 08	Feb 11, 09	51 00	57 46	-6 46		
	FIFO	2 000	Nov 10, 08	Feb 11, 09	102 00	129 70	-27 70		
	FIFO	1 000	Nov 11, 08	Feb 11, 09	51 00	64 22	-13 22		
	FIFO	12 000	Sep 29, 08	Jan 23, 09	672 04	810 22	-138 18		
<b>QUALCOMM INC</b>									
	FIFO	24 000	May 19, 08	Feb 03, 09	819 19	1,144 12	-324 93		
	FIFO	8 000	May 23, 08	Feb 03, 09	273 06	379 89	-106 83		
	FIFO	4 000	May 27, 08	Feb 03, 09	136 53	193 87	-57 34		
<b>RESEARCH IN MOTION LTD</b>									
	FIFO	7 000	Apr 09, 09	May 07, 09	513 37	447 30		66 07	
	FIFO	6 000	Apr 13, 09	May 07, 09	440 03	385 50		54 53	
	FIFO	6 000	Apr 14, 09	May 07, 09	440 03	384 44		55 59	



continued next page



Account name: B HOLMAN FOUNDATION  
 Account number: TX 62888 11

Realized gains and losses (continued)

**Short-term capital gains and losses (continued)**

Security description	Method	Quantity or face value (\$)	Purchase date	Sale date	Sale amount (\$)	Purchase amount (\$)	Loss (\$)	Gain (\$)	Net gain or loss (\$)
EXPEDITORS INTL WASH INC	FIFO	19 000	Mar 20, 08	Feb 11, 09	608 35	831 27	-222 92		
INTUITIVE SURGICAL INC									
NEW	FIFO	5 000	Oct 08, 08	Oct 01, 09	1,272.96	962 20		310 76	
RESEARCH IN MOTION LTD	FIFO	27 000	Nov 04, 08	Feb 20, 09	1,063 47	1,490 23	-426 76		
SUNPOWER CORP CL A	FIFO	35 000	Aug 29, 08	Jul 14, 09	781 62	3,424 60	-2,642 98		
	FIFO	35 000	Oct 15, 08	Jul 14, 09	781 62	1,579 53	-797 91		
<b>Total</b>					<b>\$8,219.18</b>	<b>\$12,338.44</b>	<b>-\$4,430.02</b>	<b>\$310.76</b>	<b>-\$4,119.26</b>

**Long-term capital gains and losses**

Security description	Method	Quantity or face value (\$)	Purchase date	Sale date	Sale amount (\$)	Purchase amount (\$)	Loss (\$)	Gain (\$)	Net gain or loss (\$)
ALLERGAN INC	FIFO	38 000	Dec 03, 04	Apr 01, 09	1,811 68	1,483 67		328 01	
APPLE INC	FIFO	13 000	Oct 11, 05	Jul 22, 09	2,044 36	665 15		1,379 21	
CELGENE CORP	FIFO	21 000	Mar 31, 05	Jun 19, 09	987 88	357 52		630 36	
	FIFO	15 000	Mar 31, 05	Apr 01, 09	574 97	255 37		319 60	
CME GROUP INC	FIFO	3 000	Aug 12, 04	Oct 14, 09	925 14	403 67		521 47	
	FIFO	2 000	May 19, 08	Oct 14, 09	616 76	981 22	-364 46		
	FIFO	4 000	Sep 12, 08	Oct 14, 09	1,233 52	1,388 84	-155 32		
	FIFO	2 000	Aug 12, 04	Jul 14, 09	532 53	269 11		263 42	
	FIFO	5 000	Aug 12, 04	Apr 01, 09	1,175 08	672.78		502 30	
COACH INC	FIFO	24 000	Jul 30, 07	Jun 04, 09	647 97	1,137 79	-489 82		
	FIFO	30 000	Aug 30, 07	Jun 04, 09	809 96	1,278 37	-468 41		
	FIFO	45 000	Dec 19, 07	Jun 04, 09	1,214 94	1,366 70	-151 76		
	FIFO	41 000	Jul 30, 07	Apr 28, 09	955 23	1,943 73	-988 50		
COGNIZANT TECH SOLUTIONS									
CRP	FIFO	31 000	Nov 12, 07	Dec 21, 09	1,401 88	960 76		441 12	
CVS CAREMARK CORP	FIFO	43 000	May 24, 06	Nov 06, 09	1,268 91	1,212 91		56 00	
	FIFO	95 000	Jul 13, 06	Nov 06, 09	2,803 42	3,063 25	-259 83		
	FIFO	75 000	May 24, 06	May 26, 09	2,236 38	2,115 55		120 83	
GOLDMAN SACHS GROUP INC	FIFO	11 000	Oct 02, 07	Apr 01, 09	1,201 63	2,470 10	-1,268 47		
	FIFO	10 000	Oct 02, 07	Mar 23, 09	1,068 68	2,245 54	-1,176 86		
GOOGLE INC CL A	FIFO	3 000	Oct 06, 05	Jul 22, 09	1,278 84	942 19		336 65	
MONSANTO CO NEW	FIFO	23 000	Dec 09, 04	Sep 03, 09	1,864 81	568 21		1,296 60	

continued next page



ACCESS

Account name: B HOLMAN FOUNDATION  
Account number: TX 62888 11

Your Financial Advisor:  
HORACE R NASH JR  
214-220-0400/888-430-5579

Realized gains and losses (continued)

Long-term capital gains and losses (continued)

Security description	Method	Quantity or face value (\$)	Purchase date	Sale date	Sale amount (\$)	Purchase amount (\$)	Loss (\$)	Gain (\$)	Net gain or loss (\$)
	FIFO	19 000	Dec 09, 04	May 26, 09	1,623.09	469.39		1,153.70	
NATL-OILWELLVARCO INC	FIFO	85 000	Aug 08, 05	Feb 10, 09	2,583.91	2,512.81		71.10	
QUALCOMM INC	FIFO	37 000	Dec 21, 06	Dec 21, 09	1,677.53	1,416.94		260.59	
RESEARCH IN MOTION LTD	FIFO	18.000	Jan 11, 08	Feb 20, 09	708.98	1,715.45	-1,006.47		
	FIFO	9.000	Jan 11, 08	Feb 11, 09	427.18	857.73	-430.55		
<b>Total</b>					<b>\$33,675.26</b>	<b>\$32,754.75</b>	<b>-\$6,760.45</b>	<b>\$7,680.96</b>	<b>\$920.51</b>

Net capital gains/losses:

-\$3,198.75

41,894.44 45,093.19





UBS Financial Services Inc.  
100 CRESCENT COURT  
SUITE 600  
DALLAS TX 75201-1842

CPZ3000491791 1209 TX 2

# 2009 Year End Summary

**Duplicate statement for the account of:**

B HOLMAN FOUNDATION  
ATTN DOLORES MILLER PRES  
4708 RAVENDALE DR  
RICHARDSON TX 75082-3835  
Account number: TX 62889 11

MICHAEL MAGERS  
10000 N CENTRAL EXPRESSWAY  
SUITE 1400  
DALLAS TX 75231-2319


**Your Financial Advisor:**

HORACE R NASH JR  
Phone: 214-220-0400/888-430-5579

## Summary of gains and losses

	Amount (\$)
Short term	542.56
Long term	-22,524.63
<b>Total</b>	<b>\$-21,982.07</b>





Account name: 8 HOLMAN FOUNDATION  
 Account number: TX 62889 11

## Realized gains and losses

Estimated 2009 gains and losses for transactions with trade dates through 12/31/09 have been incorporated into this statement. To calculate gains and losses, we liquidate the oldest security lot first. This is known as the first-in, first-out or FIFO accounting method. We use this method unless you specified which tax lot to close when you placed your order. This is known as a versus purchases or VSP order. See *Important information about your statement* on the last page of this statement for more information.


We may not adjust gains and losses for all capital changes. Cost basis for coupon tax-exempt municipal securities, include securities subject to AMT, has been adjusted for mandatory amortization of bond premium. Estimates in the Unclassified section can not be classified as short term or long term because information is missing, or the product is one in which the gain/loss calculation is not provided.

## Short-term capital gains and losses

Security description	Method	Quantity or face value (\$)	Purchase date	Sale date	Sale amount (\$)	Purchase amount (\$)	Loss (\$)	Gain (\$)	Net gain or loss (\$)
<b>AMGEN INC NTS CONV</b>									
00 375% 020113 DTD080106	FIFO	2,000 000	Aug 27, 08	Jul 07, 09	1,820 00	1,953 75	-133 75		
FC020107	FIFO	2,000 000	Aug 27, 08	Jun 17, 09	1,785 00	1,953 75	-168 75		
	FIFO	2,000 000	Aug 15, 08	Jun 08, 09	1,775 00	1,975 65	-200 65		
	FIFO	1,000 000	Aug 27, 08	Jun 08, 09	887 50	976 88	-89 38		
<b>COMPUTER ASSOC INTL INC</b>									
01 625% 121509 DTD121102	FIFO	1,000 000	Jul 14, 08	Jul 07, 09	1,021 25	1,200 30	-179 05		
FC061503 NTS CONV									
<b>DST SYSTEMS INC CONV B/E</b>									
04 125% 081523 DTD081203	FIFO	2,000 000	Jan 14, 09	Oct 01, 09	2,160 00	2,052 30		107 70	
FC021504	FIFO	2,000 000	Mar 24, 09	Oct 01, 09	2,160 00	2,001 98		158 02	
Original cost basis \$1,958 16									
Original cost basis \$1,932 50									
Original cost basis \$2,205 00									
<b>EMC CORP MASS CONV</b>									
01 750% 120111 DTD111706	FIFO	1,000 000	Oct 30, 08	Feb 03, 09	974 56	921 49		53 07	
FC060107									
<b>HOLOGIC INC CONV B/E</b>									
02 000% 121537 DTD121007	FIFO	3,000 000	Jan 14, 09	May 13, 09	2,051 25	2,000 16		51 09	
FC061508									
Original cost basis \$1,927 50									
<b>INGERSOLL-RAND GLOBAL</b>									
04 500% 041512 DTD040609	FIFO	2,000 000	Apr 01, 09	Jun 23, 09	2,643 29	2,155 00		488 29	
FC101509 CONV NTS									
<b>INVTROGEN INC NTS CONV</b>									
02 000% 080123 DTD080104	FIFO	2,000 000	Apr 08, 09	Aug 04, 09	2,735 19	2,254 13		481 06	
FC020105 B/E									
Original cost basis \$2,215 00									

continued next page

**Account name:** B HOLMAN FOUNDATION  
**Account number:** TX 62889 11



**Realized gains and losses (continued)**  
**Short-term capital gains and losses (continued)**

Security description	Method	Quantity or face value (\$)	Purchase date	Sale date	Sale amount (\$)	Purchase amount (\$)	Loss (\$)	Gain (\$)	Net gain or loss (\$)
L-3 COMMS CORP CONV B/E	FIFO	2,000,000	Oct 01, 08	Jul 21, 09	1,977.50	2,246.45	-268.95		
03 000% 080135 DTD072905 FC020106									
Original cost basis: \$2,181.68									
PROLOGIS TRUST NTS CONV	FIFO	3,000,000	Mar 27, 08	Mar 27, 09	1,506.00	2,760.72	-1,254.72		
01.875% 111537 DTD110807 FC051508									
Original cost basis: \$2,751.09									
Original cost basis: \$1,909.08									
BEST BUY CO INC	FIFO	2,000,000	Apr 17, 08	Mar 27, 09	1,004.00	1,915.12	-911.12		
BLACKROCK INC	FIFO	30,000	Dec 30, 08	Apr 24, 09	1,196.96	819.93		377.03	
CAMERON INTL CORP	FIFO	5,000	Sep 15, 08	Jul 31, 09	953.12	1,044.24	-91.12		
COSTCO WHOLESALE CORP	FIFO	40,000	Feb 10, 09	Nov 20, 09	1,497.00	877.31		619.69	
DELL INC	FIFO	50,000	Feb 24, 09	Nov 20, 09	1,871.26	965.98		905.28	
INTEL CORP	FIFO	15,000	Jan 05, 09	Jul 09, 09	681.80	783.38	-101.58		
MEDTRONIC INC	FIFO	20,000	Feb 10, 09	Jul 09, 09	909.06	879.35		29.71	
MERCK & CO INC PFD CONV	FIFO	70,000	Jan 05, 09	Jul 20, 09	901.57	753.07		148.50	
CONV 6.000% PREFERRED									
SCHERING PLOUGH CORP PFD	FIFO	110,000	Dec 18, 08	Nov 19, 09	2,089.94	1,634.60		455.34	
CONV MAN07 ** NAME									
CHANGE :1/2009** CONV									
<b>Total</b>					<b>\$39,848.57</b>	<b>\$39,306.01</b>	<b>-\$5,936.49</b>	<b>\$4,479.05</b>	<b>\$542.56</b>

**Long-term capital gains and losses**

Security description	Method	Quantity or face value (\$)	Purchase date	Sale date	Sale amount (\$)	Purchase amount (\$)	Loss (\$)	Gain (\$)	Net gain or loss (\$)
ARCHER DANIELS MIDLAND	FIFO	1,000,000	Nov 16, 07	Nov 05, 09	1,042.50	1,066.83	-24.33		
00.875% 021514 DTD022207 FC081507 CONV									

continued next page



Y

Account name: B HOLMAN FOUNDATION  
 Account number: TX 62889 11

Realized gains and losses (continued)  
**Long-term capital gains and losses (continued)**

Security description	Method	Quantity or face value (\$)	Purchase date	Sale date	Sale amount (\$)	Purchase amount (\$)	Loss (\$)	Gain (\$)	Net gain or loss (\$)
BECKMAN COULTER INC NTS 02 500% 121536 DTD081406 FC061507 CONV Original cost basis \$2,198 63	FIFO	2,000 000	Aug 16, 07	Sep 08, 09	2,290 00	2,329 24	-39 24		
CHESAPEAKE ENERGY CORP 02 250% 121538 DTD052708 FC121508 CONV Original cost basis \$4,565 00	FIFO	4,000 000	Jun 24, 08	Sep 16, 09	2,935 00	4,848 72	-1,913 72		
COMPUTER ASSOC INTL INC 01 625% 121509 DTD121102 FC061503 NTS CONV	FIFO	3,000 000	Jul 14, 08	Jul 15, 09	3,090 00	3,600 89	-510 89		
EMC CORP MASS CONV 01 750% 120111 DTD111706 FC060107	FIFO	4,000 000	Feb 15, 07	Feb 03, 09	3,898 24	4,414 00	-515 76		
	FIFO	2,000 000	Mar 05, 07	Feb 03, 09	1,949 12	2,136 12	-187 00		
GILEAD SCIENCES INC NTS 00 625% 050113 DTD042506 FC110106 CONV B/E	FIFO	1,000 000	Dec 07, 06	Dec 11, 09	1,301.25	1,059 56		241 69	
	FIFO	2,000 000	Mar 02, 07	Dec 11, 09	2,602 50	2,195 64		406 86	
	FIFO	2,000 000	Dec 07, 06	Mar 23, 09	2,515 32	2,119 13		396 19	
INVITROGEN INC NTS CONV 01 500% 021524 DTD081504 FC021505 B/E Original cost basis \$4,662 00	FIFO	5,000 000	Jul 18, 07	Feb 12, 09	4,256 25	5,147 39	-891 14		
MEDTRONIC INC NTS CONV 01 625% 041513 DTD041806 FC101506	FIFO	1,000 000	Apr 28, 08	Jul 15, 09	955.00	1,052 50	-97 50		
MEDTRONIC INC NTS CONV 01 500% 041511 DTD041806 FC101506	FIFO	1,000 000	Jan 18, 07	Jul 15, 09	984 38	1,074 46	-90 08		
	FIFO	3,000 000	Jan 18, 07	Feb 06, 09	2,782 50	3,223 39	-440 89		
MOLSON COORS BREWING CO 02 500% 073013 DTD061507 FC073007 NTS CONV	FIFO	2,000 000	Jun 20, 07	Jul 15, 09	2,198 28	2,057 83		140 45	

continued next page



ACCESS

Account name: 8 HOLMAN FOUNDATION  
TX 62889 11

Your Financial Advisor:  
HORACE R NASH JR  
214-220-0400/888-430-5579

Realized gains and losses (continued)

Long-term capital gains and losses (continued)

Security description	Method	Quantity or face value (\$)	Purchase date	Sale date	Sale amount (\$)	Purchase amount (\$)	Loss (\$)	Gain (\$)	Net gain or loss (\$)
PIONEER NAT RES CO NTS									
02.875% 011538 DTD012208									
FC071508 CONV									
Original cost basis: \$1,990 58	FIFO	2,000 000	Jan 28, 08	Sep 25, 09	1,922.21	2,123.87	-201.66		
Original cost basis: \$2,405 10	FIFO	2,000 000	Apr 15, 08	Sep 25, 09	1,922.21	2,513.20	-590.99		
SYBASE INC NTS CONV									
01.750% 022225 DTD022205									
FC082205	FIFO	2,000 000	Jan 28, 08	Oct 12, 09	3,255.00	2,432.45		822.55	
TRANSOCEAN SEDCO FOREX									
01 625% 121537 DTD121107									
FC061508 CONV NTS SER A	FIFO	3,000 000	Dec 06, 07	May 11, 09	2,814.38	3,073.13	-258.75		
	FIFO	2,000.000	Feb 27, 08	May 11, 09	1,876.25	2,226.39	-350.14		
OMNICOM GROUP INC NTS									
00 000% 070138 DTD063006									
FC000000 CONV NTS									
Original cost basis: \$2,014.24	FIFO	2,000 000	Jun 14, 06	Apr 07, 09	1,840.00	2,456.10	-616.10		
Original cost basis: \$2,046.24	FIFO	2,000 000	Sep 27, 06	Apr 07, 09	1,840.00	2,450.80	-610.80		
Original cost basis: \$2,014.24	FIFO	2,000 000	Jun 14, 06	Mar 17, 09	1,825.00	2,446.35	-621.35		
ACCENTURE LTD**NAME									
CHANGE 2009** CL A	FIFO	60.000	Mar 27, 07	Jun 09, 09	1,830.93	2,206.57	-375.64		
ADOBE SYSTEMS INC (DELAWARE)									
AON CORP	FIFO	65 000	Feb 06, 08	Mar 13, 09	1,202.61	2,177.39	-974.78		
	FIFO	40 000	Aug 15, 07	Mar 13, 09	1,553.76	1,674.36	-120.60		
	FIFO	30 000	Jul 11, 07	Jan 05, 09	1,320.45	1,236.08	84.37		
	FIFO	15 000	Aug 15, 07	Jan 05, 09	660.23	627.88	32.35		
CITIGROUP INC	FIFO	849 000	Feb 15, 08	Aug 04, 09	2,729.04	3,383.01	-653.97		
	FIFO	327 000	Apr 08, 08	Aug 04, 09	1,051.11	1,275.00	-223.89		
DELL INC	FIFO	95 000	Jun 06, 08	Jul 20, 09	1,223.57	2,273.62	-1,050.05		
HONEYWELL INTL INC	FIFO	40.000	Jul 13, 07	Nov 23, 09	1,540.06	2,405.88	-865.82		
ILLINOIS TOOL WORKS INC	FIFO	40 000	Aug 13, 07	Jun 12, 09	1,511.96	2,162.62	-650.66		
ITT EDUCATIONAL SERVICES INC									
	FIFO	5 000	Mar 27, 07	Jan 16, 09	566.07	414.10	151.97		
	FIFO	15 000	Mar 29, 07	Jan 16, 09	1,698.22	1,259.05	439.17		





Account name: B HOLMAN FOUNDATION  
 Account number: TX 62889 11

Realized gains and losses (continued)

Long-term capital gains and losses (continued)

Security description	Method	Quantity or face value (\$)	Purchase date	Sale date	Sale amount (\$)	Purchase amount (\$)	Loss (\$)	Gain (\$)	Net gain or loss (\$)
NIKE INC CL B	FIFO	40 000	Jul 17, 07	Jun 05, 09	2,344.33	2,366 15	-21 82		
PRICE T ROWE GROUP INC	FIFO	40 000	Nov 19, 07	May 13, 09	1,489.97	2,493 22	-1,003 25		
QUALCOMM INC	FIFO	45 000	Jun 20, 08	Jun 23, 09	1,957.44	2,192 36	-234 92		
UNTD TECHNOLOGIES CORP	FIFO	20 000	Feb 05, 08	Nov 18, 09	1,370 15	1,448 83	-78 68		
AMER INTL GROUP INC									
8 500%									
DUE 08/01/11	FIFO	30 000	May 14, 08	Nov 05, 09	356 99	2,364 60	-2,007 61		
CENTERPOINT ENERGY INC									
QTLY VAR RATE CPN DUE									
09/15/2029 PREFERRED									
Original cost basis \$3,589 80	FIFO	135 000	Jan 10, 03	Jun 05, 09	2,696 96	10,862 23	-8,165 27		
MERCK & CO INC PFD CONV									
CONV 6.000% PREFERRED	FIFO	10 000	Nov 11, 08	Nov 24, 09	861 20	1,431 50	-570 30		
	FIFO	5 000	Nov 20, 08	Nov 24, 09	430 60	713 23	-282 63		
<b>Total</b>					<b>\$78,491.04</b>	<b>\$101,015.67</b>	<b>-\$25,240.23</b>	<b>\$2,715.60</b>	<b>-\$22,524.63</b>

Net capital gains/losses:

Gains and losses not calculated

Security description	Method	Quantity or face value (\$)	Purchase date	Sale date	Sale amount (\$)	Purchase amount (\$)	Loss (\$)	Gain (\$)	Net gain or loss (\$)
MERCK & CO INC NEW COM		94 000		Dec 03, 09	<del>3,468.88</del>	0 00			

---This information was unavailable---

OTHER GAINS + LOSSES

13,546.49

131,886.10

- 8,435.58



UBS Financial Services Inc.  
100 CRESCENT COURT  
SUITE 600  
DALLAS TX 75201-1842  
APZ3000396255 1209 TX 1

# 2009 Year End Summary

**Duplicate statement for the account of:**

B HOLMAN FOUNDATION  
ATTN DOLORES MILLER PRES  
4708 RAVENDALE DR  
RICHARDSON TX 75082-3835  
Account number: TX 62890 11

MICHAEL MAGERS  
10000 N CENTRAL EXPWY  
SUITE 1400  
DALLAS TX 75231-2319

**Your Financial Advisor:**

HORACE R NASH JR  
Phone: 214-220-0400/888-430-5579

## Summary of gains and losses

	Amount (\$)
Short term	0.33
Long term	-2,343.27
<b>Total</b>	<b>\$-2,342.94</b>

## Realized gains and losses

Estimated 2009 gains and losses for transactions with trade dates through 12/31/09 have been incorporated into this statement. To calculate gains and losses, we liquidate the oldest security lot first. This is known as the first-in, first-out or FIFO accounting method. We use this method unless you specified which tax lot to close when you placed your order. This is known as a versus purchases or VSP order. See important information about your statement on the last page of this statement for more information.

We may not adjust gains and losses for all capital changes. Cost basis for coupon tax-exempt municipal securities, include securities subject to AMT, has been adjusted for mandatory amortization of bond premium. Estimates in the Unclassified section can not be classified as short term or long term because information is missing, or the product is one in which the gain/loss calculation is not provided.

## Short-term capital gains and losses

Security description	Method	Quantity or face value (\$)	Purchase date	Sale date	Sale amount (\$)	Purchase amount (\$)	Loss (\$)	Gain (\$)	Net gain or loss (\$)
COHEN & STEERS QUALITY INCOME REALTY FUND INC	LIFO	0.688	Earnings	Dec 22, 09	4.10	3.77		0.33	0.33





25

Account name: B HOLMAN FOUNDATION  
Account number: TX 62890 11

Realized gains and losses (continued)

Long-term capital gains and losses

Security description	Method	Quantity or face value (\$)	Purchase date	Sale date	Sale amount (\$)	Purchase amount (\$)	Loss (\$)	Gain (\$)	Net gain or loss (\$)
AMERICAN FUNDS GROWTH FUND OF AMERICA CLASS F	FIFO	87 190	Apr 17, 06	Oct 23, 09	2,304 44	2,803 16	-498.72		
	FIFO	83 438	Apr 17, 06	Jul 24, 09	2,011 70	2,682 53	-670 83		
	FIFO	81 142	Apr 17, 06	Apr 23, 09	1,695 06	2,608 72	-913 66		
LORD ABBETT AFFILIATED FUND CL A	FIFO	58 309	Apr 17, 06	Dec 23, 09	600 00	860 06	-260 06		
<b>Total</b>					<b>\$6,611.20</b>	<b>\$8,954.47</b>	<b>-\$2,343.27</b>		<b>-\$2,343.27</b>
<b>Net capital gains/losses:</b>									<b>-\$2,342.94</b>