



See a Social Security Number? Say Something!
Report Privacy Problems to <https://public.resource.org/privacy>
Or call the IRS Identity Theft Hotline at 1-800-908-4490



Return of Private Foundation
or Section 4947(a)(1) Nonexempt Charitable Trust
Treated as a Private Foundation

2009

Department of the Treasury
Internal Revenue Service


Note. The foundation may be able to use a copy of this return to satisfy state reporting requirements.

For calendar year 2009, or tax year beginning _____, and ending _____

G Check all that apply: Initial return Initial return of a former public charity Final return
 Amended return Address change Name change

Use the IRS label. Otherwise, print or type. See Specific Instructions.	Name of foundation THE SKILES FOUNDATION		A Employer identification number 75-2845190
	C/O COMERICA BANK & TRUST NA, AGENT		B Telephone number 713-862-8408
	Number and street (or P O box number if mail is not delivered to street address)	Room/suite	
	P.O. BOX 75000 M/C 3302		
	City or town, state, and ZIP code DETROIT, MI 48275-3302		
H Check type of organization: <input checked="" type="checkbox"/> Section 501(c)(3) exempt private foundation <input type="checkbox"/> Section 4947(a)(1) nonexempt charitable trust <input type="checkbox"/> Other taxable private foundation			C If exemption application is pending, check here <input type="checkbox"/>
I Fair market value of all assets at end of year (from Part II, col (c), line 16) \$ 3,591,752. (Part I, column (d) must be on cash basis)			D 1. Foreign organizations, check here <input type="checkbox"/> 2. Foreign organizations meeting the 85% test, check here and attach computation <input type="checkbox"/>
J Accounting method: <input checked="" type="checkbox"/> Cash <input type="checkbox"/> Accrual <input type="checkbox"/> Other (specify) _____			E If private foundation status was terminated under section 507(b)(1)(A), check here <input type="checkbox"/>
			F If the foundation is in a 60-month termination under section 507(b)(1)(B), check here <input type="checkbox"/>

Part I Analysis of Revenue and Expenses <small>(The total of amounts in columns (b), (c), and (d) may not necessarily equal the amounts in column (a))</small>		(a) Revenue and expenses per books	(b) Net investment income	(c) Adjusted net income	(d) Disbursements for charitable purposes (cash basis only)
Revenue	1 Contributions, gifts, grants, etc., received			N/A	
	2 Check <input checked="" type="checkbox"/> if the foundation is not required to attach Sch B				
	3 Interest on savings and temporary cash investments				
	4 Dividends and interest from securities	130,362.	130,362.		Statement 1
	5a Gross rents				
	b Net rental income or (loss)				
	6a Net gain or (loss) from sale of assets not on line 10	-257,465.			
	b Gross sales price for all assets on line 6a	1,336,595.			
	7 Capital gain net income (from Part IV, line 2)		0.		
	8 Net short-term capital gain				
	9 Income modifications				
	10a Gross sales less returns and allowances				
b Less Cost of goods sold					
c Gross profit or (loss)					
11 Other income					
12 Total. Add lines 1 through 11	-127,103.	130,362.			
Operating and administrative expenses	13 Compensation of officers, directors, trustees, etc	0.	0.		0.
	14 Other employee salaries and wages				
	15 Pension plans, employee benefits				
	16a Legal fees				
	b Accounting fees				
	c Other professional fees Stmt 2	17,299.	16,749.		550.
	17 Interest				
	18 Taxes Stmt 3	825.	0.		0.
	19 Depreciation and depletion				
	20 Occupancy				
	21 Travel, conferences, and meetings				
	22 Printing and publications				
	23 Other expenses Stmt 4	20.	0.		20.
	24 Total operating and administrative expenses. Add lines 13 through 23	18,144.	16,749.		570.
	25 Contributions, gifts, grants paid	200,000.			200,000.
26 Total expenses and disbursements. Add lines 24 and 25	218,144.	16,749.		200,570.	
27 Subtract line 26 from line 12:					
a Excess of revenue over expenses and disbursements	-345,247.				
b Net investment income (if negative, enter -0-)		113,613.			
c Adjusted net income (if negative, enter -0-)			N/A		



2 p

Part II Balance Sheets		Attached schedules and amounts in the description column should be for end-of-year amounts only		Beginning of year	End of year	
		(a) Book Value	(b) Book Value	(c) Fair Market Value		
Assets	1	Cash - non-interest-bearing		4,429.	4,409.	4,409.
	2	Savings and temporary cash investments		432,597.	419,117.	419,117.
	3	Accounts receivable ▶				
		Less: allowance for doubtful accounts ▶				
	4	Pledges receivable ▶				
		Less: allowance for doubtful accounts ▶				
	5	Grants receivable				
	6	Receivables due from officers, directors, trustees, and other disqualified persons				
	7	Other notes and loans receivable ▶				
		Less: allowance for doubtful accounts ▶				
	8	Inventories for sale or use				
	9	Prepaid expenses and deferred charges				
	10a	Investments - U.S. and state government obligations		90,615.		
	b	Investments - corporate stock Stmt 5		2,016,226.	1,448,200.	1,639,310.
	c	Investments - corporate bonds Stmt 6		1,180,049.	1,506,943.	1,528,916.
	11	Investments - land, buildings, and equipment basis ▶				
	Less accumulated depreciation ▶					
12	Investments - mortgage loans					
13	Investments - other					
14	Land, buildings, and equipment: basis ▶					
	Less accumulated depreciation ▶					
15	Other assets (describe ▶)					
16	Total assets (to be completed by all filers)		3,723,916.	3,378,669.	3,591,752.	
Liabilities	17	Accounts payable and accrued expenses				
	18	Grants payable				
	19	Deferred revenue				
	20	Loans from officers, directors, trustees, and other disqualified persons				
	21	Mortgages and other notes payable				
	22	Other liabilities (describe ▶)				
	23	Total liabilities (add lines 17 through 22)		0.	0.	
Net Assets or Fund Balances	Foundations that follow SFAS 117, check here ▶ <input type="checkbox"/>					
	and complete lines 24 through 26 and lines 30 and 31.					
	24	Unrestricted				
	25	Temporarily restricted				
	26	Permanently restricted				
	Foundations that do not follow SFAS 117, check here ▶ <input checked="" type="checkbox"/>					
	and complete lines 27 through 31.					
	27	Capital stock, trust principal, or current funds		3,752,874.	3,752,874.	
28	Paid-in or capital surplus, or land, bldg., and equipment fund		0.	0.		
29	Retained earnings, accumulated income, endowment, or other funds		-28,958.	-374,205.		
30	Total net assets or fund balances		3,723,916.	3,378,669.		
31	Total liabilities and net assets/fund balances		3,723,916.	3,378,669.		

Part III Analysis of Changes in Net Assets or Fund Balances

1	Total net assets or fund balances at beginning of year - Part II, column (a), line 30 (must agree with end-of-year figure reported on prior year's return)	1	3,723,916.
2	Enter amount from Part I, line 27a	2	-345,247.
3	Other increases not included in line 2 (itemize) ▶	3	0.
4	Add lines 1, 2, and 3	4	3,378,669.
5	Decreases not included in line 2 (itemize) ▶	5	0.
6	Total net assets or fund balances at end of year (line 4 minus line 5) - Part II, column (b), line 30	6	3,378,669.

Part IV Capital Gains and Losses for Tax on Investment Income

(a) List and describe the kind(s) of property sold (e.g., real estate, 2-story brick warehouse; or common stock, 200 shs. MLC Co.)	(b) How acquired P - Purchase D - Donation	(c) Date acquired (mo., day, yr.)	(d) Date sold (mo., day, yr.)
1a SCHEDULE ATTACHED	P		
b COMMON TRUST FUND ALLOCATION			
c			
d			
e			

(e) Gross sales price	(f) Depreciation allowed (or allowable)	(g) Cost or other basis plus expense of sale	(h) Gain or (loss) (e) plus (f) minus (g)
a 1,336,595.		1,593,253.	-256,658.
b		807.	-807.
c			
d			
e			

Complete only for assets showing gain in column (h) and owned by the foundation on 12/31/69			(l) Gains (Col. (h) gain minus col. (k), but not less than -0-) or Losses (from col. (h))
(i) F.M.V. as of 12/31/69	(j) Adjusted basis as of 12/31/69	(k) Excess of col. (i) over col. (j), if any	
a			-256,658.
b			-807.
c			
d			
e			

2 Capital gain net income or (net capital loss) { If gain, also enter in Part I, line 7 If (loss), enter -0- in Part I, line 7 }	2	-257,465.
3 Net short-term capital gain or (loss) as defined in sections 1222(5) and (6): If gain, also enter in Part I, line 8, column (c). If (loss), enter -0- in Part I, line 8	3	N/A

Part V Qualification Under Section 4940(e) for Reduced Tax on Net Investment Income

(For optional use by domestic private foundations subject to the section 4940(a) tax on net investment income.)

If section 4940(d)(2) applies, leave this part blank.

Was the foundation liable for the section 4942 tax on the distributable amount of any year in the base period? Yes No

If "Yes," the foundation does not qualify under section 4940(e). Do not complete this part.

1 Enter the appropriate amount in each column for each year; see instructions before making any entries.

(a) Base period years Calendar year (or tax year beginning in)	(b) Adjusted qualifying distributions	(c) Net value of noncharitable-use assets	(d) Distribution ratio (col. (b) divided by col. (c))
2008	215,522.	3,941,853.	.054675
2007	202,968.	4,454,556.	.045564
2006	206,394.	4,307,854.	.047911
2005	180,206.	4,137,580.	.043553
2004	141,397.	4,059,461.	.034831

2 Total of line 1, column (d)	2	.226534
3 Average distribution ratio for the 5-year base period - divide the total on line 2 by 5, or by the number of years the foundation has been in existence if less than 5 years	3	.045307
4 Enter the net value of noncharitable-use assets for 2009 from Part X, line 5	4	3,239,791.
5 Multiply line 4 by line 3	5	146,785.
6 Enter 1% of net investment income (1% of Part I, line 27b)	6	1,136.
7 Add lines 5 and 6	7	147,921.
8 Enter qualifying distributions from Part XII, line 4 If line 8 is equal to or greater than line 7, check the box in Part VI, line 1b, and complete that part using a 1% tax rate. See the Part VI instructions.	8	200,570.

THE SKILES FOUNDATION

Form 990-PF (2009)

C/O COMERICA BANK & TRUST NA, AGENT

75-2845190

Page 4

Part VI Excise Tax Based on Investment Income (Section 4940(a), 4940(b), 4940(e), or 4948 - see instructions)

1a	Exempt operating foundations described in section 4940(d)(2), check here <input type="checkbox"/> and enter "N/A" on line 1. Date of ruling or determination letter: _____ (attach copy of letter if necessary-see instructions)		
b	Domestic foundations that meet the section 4940(e) requirements in Part V, check here <input checked="" type="checkbox"/> and enter 1% of Part I, line 27b	1	1,136.
c	All other domestic foundations enter 2% of line 27b. Exempt foreign organizations enter 4% of Part I, line 12, col. (b)		
2	Tax under section 511 (domestic section 4947(a)(1) trusts and taxable foundations only. Others enter -0-)	2	0.
3	Add lines 1 and 2	3	1,136.
4	Subtitle A (income) tax (domestic section 4947(a)(1) trusts and taxable foundations only. Others enter -0-)	4	0.
5	Tax based on investment income. Subtract line 4 from line 3. If zero or less, enter -0-	5	1,136.
6	Credits/Payments:		
a	2009 estimated tax payments and 2008 overpayment credited to 2009	6a	1,816.
b	Exempt foreign organizations - tax withheld at source	6b	
c	Tax paid with application for extension of time to file (Form 8868)	6c	
d	Backup withholding erroneously withheld	6d	
7	Total credits and payments. Add lines 6a through 6d	7	1,816.
8	Enter any penalty for underpayment of estimated tax. Check here <input type="checkbox"/> if Form 2220 is attached	8	
9	Tax due. If the total of lines 5 and 8 is more than line 7, enter amount owed	9	
10	Overpayment. If line 7 is more than the total of lines 5 and 8, enter the amount overpaid	10	680.
11	Enter the amount of line 10 to be: Credited to 2010 estimated tax <input checked="" type="checkbox"/> 680. Refunded <input checked="" type="checkbox"/>	11	0.

Part VII-A Statements Regarding Activities

	Yes	No
1a		X
1b		X
If the answer is "Yes" to 1a or 1b, attach a detailed description of the activities and copies of any materials published or distributed by the foundation in connection with the activities		
1c		X
d	Enter the amount (if any) of tax on political expenditures (section 4955) imposed during the year: (1) On the foundation. <input checked="" type="checkbox"/> \$ 0. (2) On foundation managers. <input checked="" type="checkbox"/> \$ 0.	
e	Enter the reimbursement (if any) paid by the foundation during the year for political expenditure tax imposed on foundation managers. <input checked="" type="checkbox"/> \$ 0.	
2		X
If "Yes," attach a detailed description of the activities.		
3		X
If "Yes," attach a conformed copy of the changes		
4a		X
4b		
N/A		
5		X
If "Yes," attach the statement required by General Instruction T		
6	X	
7	X	
If "Yes," complete Part II, col. (c), and Part XV.		
8a	Enter the states to which the foundation reports or with which it is registered (see instructions) <input checked="" type="checkbox"/> TX	
8b	X	
9		X
10		X

Form 990-PF (2009)

Part VII-A Statements Regarding Activities (continued)

11	At any time during the year, did the foundation, directly or indirectly, own a controlled entity within the meaning of section 512(b)(13)? If "Yes," attach schedule (see instructions)	11		X
12	Did the foundation acquire a direct or indirect interest in any applicable insurance contract before August 17, 2008?	12		X
13	Did the foundation comply with the public inspection requirements for its annual returns and exemption application? Website address ► NONE	13	X	
14	The books are in care of ► COMERICA BANK & TRUST NA Telephone no. ► 313-222-3304 Located at ► P.O. BOX 75000 M/C 3302, DETROIT, MI ZIP+4 ► 48275-3302			
15	Section 4947(a)(1) nonexempt charitable trusts filing Form 990-PF in lieu of Form 1041 - Check here and enter the amount of tax-exempt interest received or accrued during the year	15		N/A

Part VII-B Statements Regarding Activities for Which Form 4720 May Be Required

File Form 4720 if any item is checked in the "Yes" column, unless an exception applies.

		Yes	No
1a During the year did the foundation (either directly or indirectly):			
(1) Engage in the sale or exchange, or leasing of property with a disqualified person?	<input type="checkbox"/> Yes <input checked="" type="checkbox"/> No		
(2) Borrow money from, lend money to, or otherwise extend credit to (or accept it from) a disqualified person?	<input type="checkbox"/> Yes <input checked="" type="checkbox"/> No		
(3) Furnish goods, services, or facilities to (or accept them from) a disqualified person?	<input type="checkbox"/> Yes <input checked="" type="checkbox"/> No		
(4) Pay compensation to, or pay or reimburse the expenses of, a disqualified person?	<input type="checkbox"/> Yes <input checked="" type="checkbox"/> No		
(5) Transfer any income or assets to a disqualified person (or make any of either available for the benefit or use of a disqualified person)?	<input type="checkbox"/> Yes <input checked="" type="checkbox"/> No		
(6) Agree to pay money or property to a government official? (Exception. Check "No" if the foundation agreed to make a grant to or to employ the official for a period after termination of government service, if terminating within 90 days.)	<input type="checkbox"/> Yes <input checked="" type="checkbox"/> No		
b If any answer is "Yes" to 1a(1)-(6), did any of the acts fail to qualify under the exceptions described in Regulations section 53.4941(d)-3 or in a current notice regarding disaster assistance (see page 20 of the instructions)? Organizations relying on a current notice regarding disaster assistance check here	N/A ► <input type="checkbox"/>	1b	
c Did the foundation engage in a prior year in any of the acts described in 1a, other than excepted acts, that were not corrected before the first day of the tax year beginning in 2009?		1c	X
2 Taxes on failure to distribute income (section 4942) (does not apply for years the foundation was a private operating foundation defined in section 4942(j)(3) or 4942(j)(5)):			
a At the end of tax year 2009, did the foundation have any undistributed income (lines 6d and 6e, Part XIII) for tax year(s) beginning before 2009? If "Yes," list the years ► _____, _____, _____, _____	<input type="checkbox"/> Yes <input checked="" type="checkbox"/> No		
b Are there any years listed in 2a for which the foundation is not applying the provisions of section 4942(a)(2) (relating to incorrect valuation of assets) to the year's undistributed income? (If applying section 4942(a)(2) to all years listed, answer "No" and attach statement - see instructions.)	N/A	2b	
c If the provisions of section 4942(a)(2) are being applied to any of the years listed in 2a, list the years here. ► _____, _____, _____, _____			
3a Did the foundation hold more than a 2% direct or indirect interest in any business enterprise at any time during the year?	<input type="checkbox"/> Yes <input checked="" type="checkbox"/> No		
b If "Yes," did it have excess business holdings in 2009 as a result of (1) any purchase by the foundation or disqualified persons after May 26, 1969; (2) the lapse of the 5-year period (or longer period approved by the Commissioner under section 4943(c)(7)) to dispose of holdings acquired by gift or bequest; or (3) the lapse of the 10-, 15-, or 20-year first phase holding period? (Use Schedule C, Form 4720, to determine if the foundation had excess business holdings in 2009)	N/A	3b	
4a Did the foundation invest during the year any amount in a manner that would jeopardize its charitable purposes?		4a	X
b Did the foundation make any investment in a prior year (but after December 31, 1969) that could jeopardize its charitable purpose that had not been removed from jeopardy before the first day of the tax year beginning in 2009?		4b	X

Part VII-B Statements Regarding Activities for Which Form 4720 May Be Required (continued)

5a During the year did the foundation pay or incur any amount to:

(1) Carry on-propaganda, or otherwise attempt to influence legislation (section 4945(e))? Yes No

(2) Influence the outcome of any specific public election (see section 4955); or to carry on, directly or indirectly, any voter registration drive? Yes No

(3) Provide a grant to an individual for travel, study, or other similar purposes? Yes No

(4) Provide a grant to an organization other than a charitable, etc., organization described in section 509(a)(1), (2), or (3), or section 4940(d)(2)? Yes No

(5) Provide for any purpose other than religious, charitable, scientific, literary, or educational purposes, or for the prevention of cruelty to children or animals? Yes No

b If any answer is "Yes" to 5a(1)-(5), did any of the transactions fail to qualify under the exceptions described in Regulations section 53.4945 or in a current notice regarding disaster assistance (see instructions)? Yes No
 Organizations relying on a current notice regarding disaster assistance check here N/A

c If the answer is "Yes" to question 5a(4), does the foundation claim exemption from the tax because it maintained expenditure responsibility for the grant? Yes No
 If "Yes," attach the statement required by Regulations section 53.4945-5(d) N/A

6a Did the foundation, during the year, receive any funds, directly or indirectly, to pay premiums on a personal benefit contract? Yes No

b Did the foundation, during the year, pay premiums, directly or indirectly, on a personal benefit contract? Yes No
 If "Yes" to 6b, file Form 8870.

7a At any time during the tax year, was the foundation a party to a prohibited tax shelter transaction? Yes No

b If yes, did the foundation receive any proceeds or have any net income attributable to the transaction? Yes No

Part VIII Information About Officers, Directors, Trustees, Foundation Managers, Highly Paid Employees, and Contractors

1 List all officers, directors, trustees, foundation managers and their compensation.

(a) Name and address	(b) Title, and average hours per week devoted to position	(c) Compensation (if not paid, enter -0-)	(d) Contributions to employee benefit plans and deferred compensation	(e) Expense account, other allowances
ANN SKILES MCGINTY 1640 HARVARD ST HOUSTON, TX 77008	PRESIDENT/TREASURER 0.50	0.	0.	0.
SARAH SKILES ZACHRY 1640 HARVARD ST HOUSTON, TX 77008	VICE PRES/SECRETARY 0.25	0.	0.	0.

2 Compensation of five highest-paid employees (other than those included on line 1). If none, enter "NONE."

(a) Name and address of each employee paid more than \$50,000	(b) Title, and average hours per week devoted to position	(c) Compensation	(d) Contributions to employee benefit plans and deferred compensation	(e) Expense account, other allowances
NONE				

Total number of other employees paid over \$50,000 ▶ 0

Part VIII Information About Officers, Directors, Trustees, Foundation Managers, Highly Paid Employees, and Contractors (continued)

3 Five highest-paid independent contractors for professional services. If none, enter "NONE."

(a) Name and address of each person paid more than \$50,000	(b) Type of service	(c) Compensation
NONE		

Total number of others receiving over \$50,000 for professional services ▶ 0

Part IX-A Summary of Direct Charitable Activities

List the foundation's four largest direct charitable activities during the tax year. Include relevant statistical information such as the number of organizations and other beneficiaries served, conferences convened, research papers produced, etc.

	Expenses
1 N/A	
2	
3	
4	

Part IX-B Summary of Program-Related Investments

Describe the two largest program-related investments made by the foundation during the tax year on lines 1 and 2.

	Amount
1 N/A	
2	
All other program-related investments. See instructions.	
3	

Total. Add lines 1 through 3 ▶ 0.

Part X Minimum Investment Return (All domestic foundations must complete this part. Foreign foundations, see instructions.)

1	Fair market value of assets not used (or held for use) directly in carrying out charitable, etc., purposes:		
a	Average monthly fair market value of securities	1a	3,284,708.
b	Average of monthly cash balances	1b	4,420.
c	Fair market value of all other assets	1c	
d	Total (add lines 1a, b, and c)	1d	3,289,128.
e	Reduction claimed for blockage or other factors reported on lines 1a and 1c (attach detailed explanation)	1e	0.
2	Acquisition indebtedness applicable to line 1 assets	2	0.
3	Subtract line 2 from line 1d	3	3,289,128.
4	Cash deemed held for charitable activities. Enter 1 1/2% of line 3 (for greater amount, see instructions)	4	49,337.
5	Net value of noncharitable-use assets. Subtract line 4 from line 3. Enter here and on Part V, line 4	5	3,239,791.
6	Minimum investment return. Enter 5% of line 5	6	161,990.

Part XI Distributable Amount (see instructions) (Section 4942(j)(3) and (j)(5) private operating foundations and certain foreign organizations check here and do not complete this part.)

1	Minimum investment return from Part X, line 6	1	161,990.
2a	Tax on investment income for 2009 from Part VI, line 5	2a	1,136.
b	Income tax for 2009. (This does not include the tax from Part VI.)	2b	
c	Add lines 2a and 2b	2c	1,136.
3	Distributable amount before adjustments. Subtract line 2c from line 1	3	160,854.
4	Recoveries of amounts treated as qualifying distributions	4	0.
5	Add lines 3 and 4	5	160,854.
6	Deduction from distributable amount (see instructions)	6	0.
7	Distributable amount as adjusted. Subtract line 6 from line 5. Enter here and on Part XIII, line 1	7	160,854.

Part XII Qualifying Distributions (see instructions)

1	Amounts paid (including administrative expenses) to accomplish charitable, etc., purposes:		
a	Expenses, contributions, gifts, etc. - total from Part I, column (d), line 26	1a	200,570.
b	Program-related investments - total from Part IX-B	1b	0.
2	Amounts paid to acquire assets used (or held for use) directly in carrying out charitable, etc., purposes	2	
3	Amounts set aside for specific charitable projects that satisfy the:		
a	Suitability test (prior IRS approval required)	3a	
b	Cash distribution test (attach the required schedule)	3b	
4	Qualifying distributions. Add lines 1a through 3b. Enter here and on Part V, line 8, and Part XIII, line 4	4	200,570.
5	Foundations that qualify under section 4940(e) for the reduced rate of tax on net investment income. Enter 1% of Part I, line 27b	5	1,136.
6	Adjusted qualifying distributions. Subtract line 5 from line 4	6	199,434.

Note. The amount on line 6 will be used in Part V, column (b), in subsequent years when calculating whether the foundation qualifies for the section 4940(e) reduction of tax in those years.

THE SKILES FOUNDATION

Part XIII Undistributed Income (see instructions)

	(a) Corpus	(b) Years prior to 2008	(c) 2008	(d) 2009
1 Distributable amount for 2009 from Part XI, line 7				160,854.
2 Undistributed income, if any, as of the end of 2009				
a Enter amount for 2008 only			193,654.	
b Total for prior years:		0.		
3 Excess distributions carryover, if any, to 2009:				
a From 2004				
b From 2005				
c From 2006				
d From 2007				
e From 2008				
f Total of lines 3a through e	0.			
4 Qualifying distributions for 2009 from Part XII, line 4: ▶ \$ 200,570.				
a Applied to 2008, but not more than line 2a			193,654.	
b Applied to undistributed income of prior years (Election required - see instructions)		0.		
c Treated as distributions out of corpus (Election required - see instructions)	0.			
d Applied to 2009 distributable amount				6,916.
e Remaining amount distributed out of corpus	0.			
5 Excess distributions carryover applied to 2009 (if an amount appears in column (d), the same amount must be shown in column (a))	0.			0.
6 Enter the net total of each column as indicated below:	0.			
a Corpus Add lines 3f, 4c, and 4e Subtract line 5	0.			
b Prior years' undistributed income. Subtract line 4b from line 2b		0.		
c Enter the amount of prior years' undistributed income for which a notice of deficiency has been issued, or on which the section 4942(a) tax has been previously assessed		0.		
d Subtract line 6c from line 6b. Taxable amount - see instructions		0.		
e Undistributed income for 2008. Subtract line 4a from line 2a. Taxable amount - see instr.			0.	
f Undistributed income for 2009. Subtract lines 4d and 5 from line 1. This amount must be distributed in 2010				153,938.
7 Amounts treated as distributions out of corpus to satisfy requirements imposed by section 170(b)(1)(F) or 4942(g)(3)	0.			
8 Excess distributions carryover from 2004 not applied on line 5 or line 7	0.			
9 Excess distributions carryover to 2010. Subtract lines 7 and 8 from line 6a	0.			
10 Analysis of line 9:				
a Excess from 2005				
b Excess from 2006				
c Excess from 2007				
d Excess from 2008				
e Excess from 2009				

Part XIV Private Operating Foundations (see instructions and Part VII-A, question 9) **N/A**

1 a If the foundation has received a ruling or determination letter that it is a private operating foundation, and the ruling is effective for 2009, enter the date of the ruling ▶
b Check box to indicate whether the foundation is a private operating foundation described in section 4942(j)(3) or 4942(j)(5)

	Tax year	Prior 3 years			(e) Total
	(a) 2009	(b) 2008	(c) 2007	(d) 2006	
2 a Enter the lesser of the adjusted net income from Part I or the minimum investment return from Part X for each year listed					
b 85% of line 2a					
c Qualifying distributions from Part XII, line 4 for each year listed					
d Amounts included in line 2c not used directly for active conduct of exempt activities					
e Qualifying distributions made directly for active conduct of exempt activities. Subtract line 2d from line 2c					
3 Complete 3a, b, or c for the alternative test relied upon:					
a "Assets" alternative test - enter:					
(1) Value of all assets					
(2) Value of assets qualifying under section 4942(j)(3)(B)(i)					
b "Endowment" alternative test - enter 2/3 of minimum investment return shown in Part X, line 6 for each year listed					
c "Support" alternative test - enter:					
(1) Total support other than gross investment income (interest, dividends, rents, payments on securities loans (section 512(a)(5)), or royalties)					
(2) Support from general public and 5 or more exempt organizations as provided in section 4942(j)(3)(B)(iii)					
(3) Largest amount of support from an exempt organization					
(4) Gross investment income					

Part XV Supplementary Information (Complete this part only if the foundation had \$5,000 or more in assets at any time during the year-see the instructions.)

1 Information Regarding Foundation Managers:
a List any managers of the foundation who have contributed more than 2% of the total contributions received by the foundation before the close of any tax year (but only if they have contributed more than \$5,000). (See section 507(d)(2).)

None
b List any managers of the foundation who own 10% or more of the stock of a corporation (or an equally large portion of the ownership of a partnership or other entity) of which the foundation has a 10% or greater interest.

None
2 Information Regarding Contribution, Grant, Gift, Loan, Scholarship, etc., Programs:
 Check here if the foundation only makes contributions to preselected charitable organizations and does not accept unsolicited requests for funds. If the foundation makes gifts, grants, etc. (see instructions) to individuals or organizations under other conditions, complete items 2a, b, c, and d.

a The name, address, and telephone number of the person to whom applications should be addressed:

See Statement 7

b The form in which applications should be submitted and information and materials they should include:

c Any submission deadlines:

d Any restrictions or limitations on awards, such as by geographical areas, charitable fields, kinds of institutions, or other factors:

Part XV Supplementary Information (continued)

3 Grants and Contributions Paid During the Year or Approved for Future Payment				
Recipient	If recipient is an individual, show any relationship to any foundation manager or substantial contributor	Foundation status of recipient	Purpose of grant or contribution	Amount
Name and address (home or business)				
a Paid during the year				
THE NATURE CONSERVANCY OF TEXAS P.O. BOX 1440 SAN ANTONIO, TX 782951440	NONE	EXEMPT	OPERATING FUNDS	200,000.
Total			▶ 3a	200,000.
b Approved for future payment				
None				
Total			▶ 3b	0.

Form 990-PF Dividends and Interest from Securities Statement 1

Source	Gross Amount	Capital Gains Dividends	Column (A) Amount
DIVIDENDS	52,420.	0.	52,420.
INTEREST	77,942.	0.	77,942.
Total to Fm 990-PF, Part I, ln 4	130,362.	0.	130,362.

Form 990-PF Other Professional Fees Statement 2

Description	(a) Expenses Per Books	(b) Net Invest- ment Income	(c) Adjusted Net Income	(d) Charitable Purposes
CUSTODIAN MANAGEMENT FEE	16,749.	16,749.		0.
TAX PREPARATION FEE	550.	0.		550.
To Form 990-PF, Pg 1, ln 16c	17,299.	16,749.		550.

Form 990-PF Taxes Statement 3

Description	(a) Expenses Per Books	(b) Net Invest- ment Income	(c) Adjusted Net Income	(d) Charitable Purposes
EXCISE TAX	825.	0.		0.
To Form 990-PF, Pg 1, ln 18	825.	0.		0.

Form 990-PF Other Expenses Statement 4

Description	(a) Expenses Per Books	(b) Net Invest- ment Income	(c) Adjusted Net Income	(d) Charitable Purposes
OFFICE EXPENSE	20.	0.		20.
To Form 990-PF, Pg 1, ln 23	20.	0.		20.

Form 990-PF	Corporate Stock	Statement	5
-------------	-----------------	-----------	---

Description	Book Value	Fair Market Value
CORPORATE STOCKS	1,448,200.	1,639,310.
Total to Form 990-PF, Part II, line 10b	1,448,200.	1,639,310.

Form 990-PF	Corporate Bonds	Statement	6
-------------	-----------------	-----------	---

Description	Book Value	Fair Market Value
CORPORATE BONDS	1,506,943.	1,528,916.
Total to Form 990-PF, Part II, line 10c	1,506,943.	1,528,916.

Form 990-PF	Grant Application Submission Information Part XV, Lines 2a through 2d	Statement 7
-------------	--	-------------

Name and Address of Person to Whom Applications Should be Submitted

ANN SKILES MCGINTY
1640 HARVARD ST.
HOUSTON, TX 77008

Telephone Number

713-862-8408

Form and Content of Applications

LETTER WITH INTRODUCTION, PROPOSAL, OBJECTIVES AND GOALS FOR POTENTIAL GRANT

Any Submission Deadlines

LIMITED TO NON-PROFIT ORGANIZATIONS LOCATED IN TEXAS

Restrictions and Limitations on Awards

Account Statement

Account Number 3045001733

112

Statement Period January 01, 2009 Through December 31, 2009

Transaction Detail (Continued)

Date	Description	Principal Cash	Income Cash	Cost	Gain / Loss
12/14/09	PURCHASED 450 SHS VERIZON COMMUNICATIONS ON 12/09/2009 AT 33 16 THRU GOLDMAN SACHS EXECUTION AND CLEARING LP COMMISSIONS PAID 18 00	14,940 00-		14,940 00	
12/14/09	PURCHASED 750 SHS CARPENTER TECHNOLOGY CORP ON 12/09/2009 AT 25 3543 THRU GOLDMAN SACHS EXECUTION AND CLEARING LP COMMISSIONS PAID 30 00	19,045 73-		19,045 73	
Total Purchases		1,251,700.39-	0.00	1,251,700.39	0.00
Sales					
01/06/09	PAYMENT ON 65,283 44 UNITS BURLINGTON NORTH SANTA FE SER 98 C 6 23% 07/02/2018	5,180 08		4,432 30-	747 78
02/02/09	PAYMENT ON 75,000 UNITS PUBLIC SERVICE NH FUNDING LLC NT CL A-3 DTD 04/25/2001 6 48% 05/01/2015 ORIGINAL FACE VALUE 75,000 00	3,597 24		4,135 44-	538 20-
02/17/09	MATURED 150,000 UNITS BANKAMERICA CORP 5 875% 02/15/2009 EFFECTIVE 02/15/2009	150,000 00		152,178 00-	2,178 00-
03/03/09	PAYMENT ON 4,393 78 UNITS SMALL BUSINESS ADMIN GTD DEV CMO 7 46% 03/01/2010 ORIGINAL FACE VALUE 350,000 00	3,582 69		3,582 69-	
03/09/09	SOLD 3,374 017 SHS LAZARD EMERGING MARKETS PORT ON 03/06/2009 AT 9 12	30,771 02		41,567 90-	10,796 88-
03/11/09	SOLD 1,100 SHS BRIGGS & STRATTON CORP ON 03/06/2009 AT 11 3134 THRU UNIVERSAL NETWORK EXCHANGE INC COMMISSIONS PAID 77 00 EXPENSES PAID 0 07	12,367 67		16,665 99-	4,298 32-
03/11/09	SOLD 200 SHS CHEVRON CORPORATION ON 03/06/2009 AT 57 5596 THRU UNIVERSAL NETWORK EXCHANGE INC COMMISSIONS PAID 14 00 EXPENSES PAID 0 07	11,497 85		11,384 00-	113 85
03/11/09	SOLD 1,250 SHS FIRST POTOMAC REALTY TR ON 03/06/2009 AT 6 1962 THRU UNIVERSAL NETWORK EXCHANGE INC COMMISSIONS PAID 87 50 EXPENSES PAID 0 05	7,657 70		34,059 79-	26,402 09-

Account Statement

Page 35

Account Number 3045001733

112

Statement Period January 01, 2009 Through December 31, 2009

Transaction Detail (Continued)

Date	Description	Principal Cash	Income Cash	Cost	Gain / Loss
03/11/09	SOLD 1,000 SHS ISHARES MSCI EAFE INDEX FD ON 03/06/2009 AT 32 302 THRU UNIVERSAL NETWORK EXCHANGE INC COMMISSIONS PAID 70 00 EXPENSES PAID 0 18	32,231 82		65,253 49-	33,021 67-
03/11/09	SOLD 1,000 SHS LANCE INC ON 03/06/2009 AT 21 3734 THRU UNIVERSAL NETWORK EXCHANGE INC COMMISSIONS PAID 70 00 EXPENSES PAID 0 12	21,303 28		22,086 40-	783 12-
03/11/09	SOLD 1,650 SHS MOLEX INC ON 03/06/2009 AT 9 98 THRU UNIVERSAL NETWORK EXCHANGE INC COMMISSIONS PAID 115 50 EXPENSES PAID 0 10	16,351 40		20,422 54-	4,071 14-
03/11/09	SOLD 1,400 SHS SONOCO PRODS CO ON 03/06/2009 AT 17 5794 THRU UNIVERSAL NETWORK EXCHANGE INC COMMISSIONS PAID 98 00 EXPENSES PAID 0 14	24,513 02		46,966 00-	22,452 98-
03/11/09	SOLD 1,750 SHS UNITRIN INC ON 03/06/2009 AT 8 1426 THRU UNIVERSAL NETWORK EXCHANGE INC COMMISSIONS PAID 122 50 EXPENSES PAID 0 08	14,126 97		35,139 13-	21,012 16-
03/11/09	SOLD 1,750 SHS NEWELL RUBBERMAID INC ON 03/06/2009 AT 4 7018 THRU GOLDMAN SACHS EXECUTION AND CLEARING LP COMMISSIONS PAID 70 00 EXPENSES PAID 0 05	8,158 10		44,521 45-	36,363 35-
03/11/09	SOLD 2,150 SHS TUPPERWARE CORP ON 03/06/2009 AT 10 9598 THRU GOLDMAN SACHS EXECUTION AND CLEARING LP COMMISSIONS PAID 86 00 EXPENSES PAID 0 14	23,477 43		42,445 55-	18,968 12-
04/09/09	SOLD 232 SHS HERCULES TECHNOLOGY GROWTH CAP I ON 04/09/2009 AT 5 876 THRU CORPORATE ACTIONS TO EFFECT SALE OF FRACTIONAL SHS	1 36		3 19-	1 83-
04/15/09	SOLD 1,000 SHS ISHARES MSCI EAFE INDEX FD ON 04/09/2009 AT 39 99 THRU UNIVERSAL NETWORK EXCHANGE INC COMMISSIONS PAID 60 00 EXPENSES PAID 0 23	39,929 77		64,792 00-	24,862 23-
04/15/09	SOLD 20 SHS NORTEL NETWORKS CORP ON 04/09/2009 AT 0 23 THRU UNIVERSAL NETWORK EXCHANGE INC COMMISSIONS PAID 1 20 EXPENSES PAID 0 01	3 39		1 00-	2 39

Account Statement

Page 36

Account Number 3045001733

112

Statement Period January 01, 2009 Through December 31, 2009

Transaction Detail (Continued)

Date	Description	Principal Cash	Income Cash	Cost	Gain / Loss
04/15/09	SOLD 1,700 SHS BB&T CORP ON 04/09/2009 AT 18 55 THRU GOLDMAN SACHS EXECUTION AND CLEARING LP COMMISSIONS PAID 68 00 EXPENSES PAID 0 81	31,466 19		40,406 72-	8,940 53-
04/15/09	SOLD 900 SHS GLAXOSMITHKLINE PLC ADR ON 04/09/2009 AT 29 5116 THRU GOLDMAN SACHS EXECUTION AND CLEARING LP COMMISSIONS PAID 36 00 EXPENSES PAID 0 68	26,523 76		48,302 50-	21,778 74-
04/15/09	SOLD 550 SHS PNC FINANCIAL SERVICES GROUP ON 04/09/2009 AT 36 46 THRU GOLDMAN SACHS EXECUTION AND CLEARING LP COMMISSIONS PAID 22 00 EXPENSES PAID 0 52	20,030 48		37,808 50-	17,778 02-
04/15/09	SOLD 1,300 SHS SPDR KBW REGIONAL BANKING ETF ON 04/09/2009 AT 20 8003 THRU GOLDMAN SACHS EXECUTION AND CLEARING LP COMMISSIONS PAID 52 00 EXPENSES PAID 0 70	26,987 68		42,051 63-	15,063 95-
04/15/09	SOLD 1,200 SHS US BANCORP ON 04/09/2009 AT 15 93 THRU GOLDMAN SACHS EXECUTION AND CLEARING LP COMMISSIONS PAID 48 00 EXPENSES PAID 0 49	19,067 51		10,572 00-	8,495 51
04/15/09	SOLD 1,500 SHS WELLS FARGO & CO NEW ON 04/09/2009 AT 18 3923 THRU GOLDMAN SACHS EXECUTION AND CLEARING LP COMMISSIONS PAID 60 00 EXPENSES PAID 0 71	27,527 74		12,450 00-	15,077 74
05/01/09	PAYMENT ON 71,402 76 UNITS PUBLIC SERVICE NH FUNDING LLC NT CL A-3 DTD 04/25/2001 6 48% 05/01/2015 ORIGINAL FACE VALUE 75,000 00	3,792 47		4,359 87-	567 40-
05/04/09	SOLD 400 SHS FIRST POTOMAC REALTY TR ON 04/29/2009 AT 9 6385 THRU UNIVERSAL NETWORK EXCHANGE INC COMMISSIONS PAID 24 00 EXPENSES PAID 0 10	3,831 30		8,731 60-	4,900 30-
05/04/09	SOLD 250 SHS ISHARES S&P MIDCAP 400 INDEX FD ON 04/29/2009 AT 56 0727 THRU UNIVERSAL NETWORK EXCHANGE INC COMMISSIONS PAID 15 00 EXPENSES PAID 0 36	14,002 81		19,526 27-	5,523 46-

Account Statement

Page 37

Account Number 3045001733

112

Statement Period January 01, 2009 Through December 31, 2009

Transaction Detail (Continued)

Date	Description	Principal Cash	Income Cash	Cost	Gain / Loss
05/04/09	SOLD 200 SHS ISHARES S&P SM CAP 600 INDEX FD ON 04/29/2009 AT 43 244 THRU UNIVERSAL NETWORK EXCHANGE INC COMMISSIONS PAID 12 00 EXPENSES PAID 0 22	8,636 58		12,717 29-	4,080 71-
05/04/09	SOLD 700 SHS ALEXANDRIA REAL ESTATE EQTY INC ON 04/29/2009 AT 36 789 THRU GOLDMAN SACHS EXECUTION AND CLEARING LP COMMISSIONS PAID 28 00 EXPENSES PAID 0 66	25,723 64		39,296 15-	13,572 51-
05/15/09	MATURED 150,000 UNITS HOUSEHOLD FIN CORP 4 75% 05/15/2009	150,000 00		147,525 00-	2,475 00
07/06/09	SOLD 1,389 SHS UNITED ONLINE INC ON 06/30/2009 AT 6 6415 THRU GOLDMAN SACHS EXECUTION AND CLEARING LP COMMISSIONS PAID 55 56 EXPENSES PAID 0 24	9,169 24		15,320 67-	6,151 43-
07/06/09	SOLD 200 SHS ISHARES S&P SM CAP 600 INDEX FD ON 06/30/2009 AT 44 3426 THRU UNIVERSAL NETWORK EXCHANGE INC COMMISSIONS PAID 12 00 EXPENSES PAID 0 23	8,856 29		12,717 29-	3,861 00-
07/06/09	SOLD 150 SHS MERCK & CO INC ON 06/30/2009 AT 27 8027 THRU UNIVERSAL NETWORK EXCHANGE INC COMMISSIONS PAID 9 00 EXPENSES PAID 0 11	4,161 29		5,433 00-	1,271 71-
07/06/09	SOLD 500 SHS UNILEVER NV- NY SHARES ADR ON 06/30/2009 AT 24 1023 THRU UNIVERSAL NETWORK EXCHANGE INC COMMISSIONS PAID 30 00 EXPENSES PAID 0 31	12,020 84		15,505 00-	3,484 16-
07/06/09	SOLD 350 SHS BRISTOL MYERS SQUIBB CO ON 06/30/2009 AT 20 3901 THRU UNIVERSAL NETWORK EXCHANGE INC COMMISSIONS PAID 21 00 EXPENSES PAID 0 19	7,115 35		10,076 50-	2,961 15-
07/06/09	SOLD 150 SHS GALLAGHER ARTHUR J & CO ON 06/30/2009 AT 21 423 THRU UNIVERSAL NETWORK EXCHANGE INC COMMISSIONS PAID 9 00 EXPENSES PAID 0 09	3,204 36		4,277 87-	1,073 51-
07/06/09	SOLD 950 SHS HERCULES TECHNOLOGY GROWTH CAP I ON 06/30/2009 AT 8 0278 THRU UNIVERSAL NETWORK EXCHANGE INC COMMISSIONS PAID 57 00 EXPENSES PAID 0 20	7,569 21		13,053 00-	5,483 79-

The logo for Comerica, featuring the word "Comerica" in a stylized, serif font inside a dark, rounded rectangular border.

Account Statement

Page 38

Account Number 3045001733

112

Statement Period January 01, 2009 Through December 31, 2009

Transaction Detail (Continued)

Date	Description	Principal Cash	Income Cash	Cost	Gain / Loss
07/06/09	SOLD 200 SHS ISHARES MSCI EAFE INDEX FD ON 06/30/2009 AT 45 77 THRU UNIVERSAL NETWORK EXCHANGE INC COMMISSIONS PAID 12 00 EXPENSES PAID 0 24	9,141 76		12,764 51-	3,622 75-
07/06/09	SOLD 150 SHS PACKAGING CORP OF AMERICA ON 06/30/2009 AT 16 38 THRU UNIVERSAL NETWORK EXCHANGE INC COMMISSIONS PAID 9 00 EXPENSES PAID 0 07	2,447 93		3,633 44-	1,185 51-
08/03/09	PAYMENT ON 67,610 29 UNITS PUBLIC SERVICE NH FUNDING LLC NT CL A-3 DTD 04/25/2001 6 48% 05/01/2015 ORIGINAL FACE VALUE 75,000 00	3,619 25		4,160 74-	541 49-
08/12/09	SOLD 800 SHS GENUINE PARTS CO ON 08/07/2009 AT 35 857 THRU GOLDMAN SACHS EXECUTION AND CLEARING LP COMMISSIONS PAID 32 00 EXPENSES PAID 0 74	28,652 86		25,042 57-	3,610 29
09/02/09	PAYMENT ON 811 09 UNITS SMALL BUSINESS ADMIN GTD DEV CMO 7 46% 03/01/2010 ORIGINAL FACE VALUE 350,000 00	398 11		398 11-	
10/08/09	SOLD 250 SHS FIRST POTOMAC REALTY TR ON 10/05/2009 AT 11 256 THRU UNIVERSAL NETWORK EXCHANGE INC COMMISSIONS PAID 15 00 EXPENSES PAID 0 08	2,798 92		5,457 25-	2,658 33-
10/08/09	SOLD 250 SHS HERCULES TECHNOLOGY GROWTH CAP I ON 10/05/2009 AT 9 9652 THRU UNIVERSAL NETWORK EXCHANGE INC COMMISSIONS PAID 15 00 EXPENSES PAID 0 07	2,476 23		3,435 00-	958 77-
10/08/09	SOLD 1,450 SHS JABIL CIRCUIT INC ON 10/05/2009 AT 13 4388 THRU GOLDMAN SACHS EXECUTION AND CLEARING LP COMMISSIONS PAID 58 00 EXPENSES PAID 0 50	19,427 76		4,843 00-	14,584 76
10/08/09	SOLD 150 SHS PACKAGING CORP OF AMERICA ON 10/05/2009 AT 19 6123 THRU UNIVERSAL NETWORK EXCHANGE INC COMMISSIONS PAID 9 00 EXPENSES PAID 0 08	2,932 77		3,633 43-	700 66-
10/08/09	SOLD 1,150 SHS SYSCO ON 10/05/2009 AT 24 3897 THRU GOLDMAN SACHS EXECUTION AND CLEARING LP COMMISSIONS PAID 46 00 EXPENSES PAID 0 72	28,001 43		34,555 78-	6,554 35-

Account Statement

Page 39

Account Number 3045001733

112

Statement Period January 01, 2009 Through December 31, 2009

Transaction Detail (Continued)

Date	Description	Principal Cash	Income Cash	Cost	Gain / Loss
10/23/09	SOLD 1,500 SHS AQUA AMERICA INC ON 10/20/2009 AT 16 2283 THRU GOLDMAN SACHS EXECUTION AND CLEARING LP COMMISSIONS PAID 60 00 EXPENSES PAID 0 63	24,281 82		30,167 00-	5,885 18-
10/23/09	SOLD 1,000 SHS WASTE MANAGEMENT INC ON 10/20/2009 AT 30 9748 THRU GOLDMAN SACHS EXECUTION AND CLEARING LP COMMISSIONS PAID 40 00 EXPENSES PAID 0 80	30,934 00		27,597 60-	3,336 40
11/02/09	PAYMENT ON 63,991 04 UNITS PUBLIC SERVICE NH FUNDING LLC NT CL A-3 DTD 04/25/2001 6 48% 05/01/2015 ORIGINAL FACE VALUE 75,000 00	3,990 40		4,587 42-	597 02-
11/12/09	SOLD 816 368 SHS LAZARD EMERGING MARKETS PORT ON 11/10/2009 AT 18 20	14,857 90		10,057 65-	4,800 25
11/16/09	SOLD 300 SHS AGL RESOURCES ON 11/10/2009 AT 34 7437 THRU UNIVERSAL NETWORK EXCHANGE INC COMMISSIONS PAID 18 00 EXPENSES PAID 0 27	10,404 84		9,948 00-	456 84
11/16/09	SOLD 50 SHS BRISTOL MYERS SQUIBB CO ON 11/10/2009 AT 23 2519 THRU UNIVERSAL NETWORK EXCHANGE INC COMMISSIONS PAID 3 00 EXPENSES PAID 0 03	1,159 57		1,439 50-	279 93-
11/16/09	SOLD 100 SHS CONOCOPHILLIPS ON 11/10/2009 AT 53 2737 THRU UNIVERSAL NETWORK EXCHANGE INC COMMISSIONS PAID 6 00 EXPENSES PAID 0 14	5,321 23		4,781 25-	539 98
11/16/09	SOLD 300 SHS DIAGEO PLC SPNSRD ADR NEW ON 11/10/2009 AT 68 6194 THRU UNIVERSAL NETWORK EXCHANGE INC COMMISSIONS PAID 18 00 EXPENSES PAID 0 53	20,567 29		19,213 80-	1,353 49
11/16/09	SOLD 250 SHS DIGITAL REALTY TRUST INC ON 11/10/2009 AT 46 27 THRU UNIVERSAL NETWORK EXCHANGE INC COMMISSIONS PAID 15 00 EXPENSES PAID 0 30	11,552 20		8,793 70-	2,758 50
11/16/09	SOLD 450 SHS FIRST POTOMAC REALTY TR ON 11/10/2009 AT 11 6744 THRU UNIVERSAL NETWORK EXCHANGE INC COMMISSIONS PAID 27 00 EXPENSES PAID 0 14	5,226 34		7,965 00-	2,738 66-

The logo for Comerica, featuring the word "Comerica" in a stylized, serif font inside a rounded rectangular border.

Account Statement

Page 40

Account Number 3045001733

112

Statement Period January 01, 2009 Through December 31, 2009

Transaction Detail (Continued)

Date	Description	Principal Cash	Income Cash	Cost	Gain / Loss
11/16/09	SOLD 50 SHS GALLAGHER ARTHUR J & CO ON 11/10/2009 AT 23 19 THRU UNIVERSAL NETWORK EXCHANGE INC COMMISSIONS PAID 3 00 EXPENSES PAID 0 03	1,156 47		1,425 95-	269 48-
11/16/09	SOLD 300 SHS HASBRO INC ON 11/10/2009 AT 28 7327 THRU UNIVERSAL NETWORK EXCHANGE INC COMMISSIONS PAID 18 00 EXPENSES PAID 0 23	8,601 58		8,162 43-	439 15
11/16/09	SOLD 150 SHS HEINZ H J CO ON 11/10/2009 AT 42 11 THRU UNIVERSAL NETWORK EXCHANGE INC COMMISSIONS PAID 9 00 EXPENSES PAID 0 17	6,307 33		5,688 00-	619 33
11/16/09	SOLD 650 SHS HERCULES TECHNOLOGY GROWTH CAP I ON 11/10/2009 AT 10 1223 THRU UNIVERSAL NETWORK EXCHANGE INC COMMISSIONS PAID 39 00 EXPENSES PAID 0 17	6,540 32		8,931 00-	2,390 68-
11/16/09	SOLD 500 SHS ISHARES MSCI EAFE INDEX FD ON 11/10/2009 AT 56 022 THRU UNIVERSAL NETWORK EXCHANGE INC COMMISSIONS PAID 30 00 EXPENSES PAID 0 73	27,980 27		32,611 50-	4,631 23-
11/16/09	SOLD 250 SHS ISHARES S&P SM CAP 600 INDEX FD ON 11/10/2009 AT 51 2526 THRU UNIVERSAL NETWORK EXCHANGE INC COMMISSIONS PAID 15 00 EXPENSES PAID 0 34	12,797 81		15,896 62-	3,098 81-
11/16/09	SOLD 150 SHS ITC HLDGS CORP ON 11/10/2009 AT 45 9075 THRU UNIVERSAL NETWORK EXCHANGE INC COMMISSIONS PAID 9 00 EXPENSES PAID 0 18	6,876 95		3,672 51-	3,204 44
11/16/09	SOLD 300 SHS LSI INDS INC OHIO ON 11/10/2009 AT 6 9718 THRU UNIVERSAL NETWORK EXCHANGE INC COMMISSIONS PAID 18 00 EXPENSES PAID 0 06	2,073 48		5,889 69-	3,816 21-
11/16/09	SOLD 100 SHS MERCK & CO INC NEW ON 11/10/2009 AT 33 6708 THRU UNIVERSAL NETWORK EXCHANGE INC COMMISSIONS PAID 6 00 EXPENSES PAID 0 09	3,360 99		3,622 00-	261 01-
11/16/09	SOLD 400 SHS NATIONAL FUEL GAS CO N J ON 11/10/2009 AT 47 4545 THRU UNIVERSAL NETWORK EXCHANGE INC COMMISSIONS PAID 24 00 EXPENSES PAID 0 49	18,957 31		12,978 00-	5,979 31

Comerica

Account Statement

Page 41

Account Number 3045001733

112

Statement Period January 01, 2009 Through December 31, 2009

Transaction Detail (Continued)

Date	Description	Principal Cash	Income Cash	Cost	Gain / Loss
11/16/09	SOLD 200 SHS NORTHEAST UTILS ON 11/10/2009 AT 23 5827 THRU UNIVERSAL NETWORK EXCHANGE INC COMMISSIONS PAID 12 00 EXPENSES PAID 0 12	4,704 42		4,573 78-	130 64
11/16/09	SOLD 150 SHS PACKAGING CORP OF AMERICA ON 11/10/2009 AT 19 34 THRU UNIVERSAL NETWORK EXCHANGE INC COMMISSIONS PAID 9 00 EXPENSES PAID 0 07	2,891 93		3,633 44-	741 51-
11/16/09	SOLD 1,750 SHS BRIGGS & STRATTON CORP ON 11/10/2009 AT 18 8525 THRU GOLDMAN SACHS EXECUTION AND CLEARING LP COMMISSIONS PAID 70 00 EXPENSES PAID 0 85	32,921 03		26,514 08-	6,406 95
11/16/09	SOLD 150 SHS V F CORP ON 11/10/2009 AT 75 1531 THRU UNIVERSAL NETWORK EXCHANGE INC COMMISSIONS PAID 9 00 EXPENSES PAID 0 29	11,263 68		12,315 93-	1,052 25-
11/16/09	SOLD 250 SHS WATSCO INC ON 11/10/2009 AT 51 9205 THRU UNIVERSAL NETWORK EXCHANGE INC COMMISSIONS PAID 15 00 EXPENSES PAID 0 34	12,964 78		9,204 38-	3,760 40
11/16/09	SOLD 5,400 SHS UNITED ONLINE INC ON 11/10/2009 AT 8 2378 THRU GOLDMAN SACHS EXECUTION AND CLEARING LP COMMISSIONS PAID 216 00 EXPENSES PAID 1 14	44,266 98		34,278 33-	9,988 65
12/08/09	SOLD 50 SHS PACKAGING CORP OF AMERICA ON 12/03/2009 AT 21 7601 THRU UNIVERSAL NETWORK EXCHANGE INC COMMISSIONS PAID 3 00 EXPENSES PAID 0 03	1,084 97		1,211 14-	126 17-
12/08/09	SOLD 600 SHS ITC HLDGS CORP ON 12/03/2009 AT 46 5548 THRU GOLDMAN SACHS EXECUTION AND CLEARING LP COMMISSIONS PAID 24 00 EXPENSES PAID 0 72	27,908 16		14,690 02-	13,218 14
12/14/09	SOLD 350 SHS LSI INDS INC OHIO ON 12/09/2009 AT 8 016 THRU UNIVERSAL NETWORK EXCHANGE INC COMMISSIONS PAID 21 00 EXPENSES PAID 0 08	2,784 52		6,871 31-	4,086 79-
12/14/09	SOLD 800 SHS NYSE EURONEXT ON 12/09/2009 AT 25 2001 THRU GOLDMAN SACHS EXECUTION AND CLEARING LP COMMISSIONS PAID 32 00 EXPENSES PAID 0 52	20,127 56		17,979 36-	2,148 20

Account Statement

Account Number 3045001733

Statement Period January 01, 2009 Through December 31, 2009

Transaction Detail (Continued)

Date	Description	Principal Cash	Income Cash	Cost	Gain / Loss
12/14/09	SOLD 550 SHS WATSCO INC ON 12/09/2009 AT 50 5547 THRU GOLDMAN SACHS EXECUTION AND CLEARING LP COMMISSIONS PAID 22 00 EXPENSES PAID 0 72	27,782 36		20,249 62-	7,532 74
	NET CASH MANAGEMENT	10,612 32	0 00	10,612 32-	
Total Sales		1,336,596.36	0.00	1,593,253 88-	256,658.52-
Noncash Transactions					
03/24/09	RECEIVED 20 SHS NORTEL NETWORKS CORP EFFECTIVE 03/20/2009 RECEIVED FROM JPMORGAN CHASE			1 00	
05/14/09	SPINOFF PRECISION DRILLING TR AT THE RATE OF 100% FOR 2,650 SHS PRECISION DRILLING TR EXP 06/03/2009 TO EFFECT RIGHTS ASSIGNMENT				
05/14/09	SPINOFF PRECISION DRILLING TR AT THE RATE OF 100% FOR 2,650 SHS PRECISION DRILLING TR EXP 06/03/2009 TO EFFECT RIGHTS ASSIGNMENT				
05/14/09	SPINOFF PRECISION DRILLING TR AT THE RATE OF 100% FOR 4,900 SHS PRECISION DRILLING TR EXP 06/03/2009 TO EFFECT RIGHTS ASSIGNMENT				
05/14/09	SPINOFF PRECISION DRILLING TR AT THE RATE OF 100% FOR 4,900 SHS PRECISION DRILLING TR EXP 06/03/2009 TO EFFECT RIGHTS ASSIGNMENT				
06/25/09	DELIVERED 2,650 SHS PRECISION DRILLING TR EXP 06/03/2009 TRADE DATE 06/25/2009 RIGHTS EXERCISED				
06/25/09	DELIVERED 4,900 SHS PRECISION DRILLING TR EXP 06/03/2009 TRADE DATE 06/25/2009 RIGHTS EXERCISED				
08/13/09	ADJ ITC HLDGS CORP TRADE DATE 08/13/2009				
11/06/09	EXCHANGE 1,000 SHS MERCK & CO INC AT THE RATE OF 100% FOR 1,000 SHS MERCK & CO INC NEW TO EFFECT MANDATORY EXCHANGE			36,220 00-	
11/06/09	EXCHANGE 1,000 SHS MERCK & CO INC AT THE RATE OF 100% FOR 1,000 SHS MERCK & CO INC NEW TO EFFECT MANDATORY EXCHANGE			36,220 00	
Total Noncash Transactions		0.00	0.00	1 00	0.00



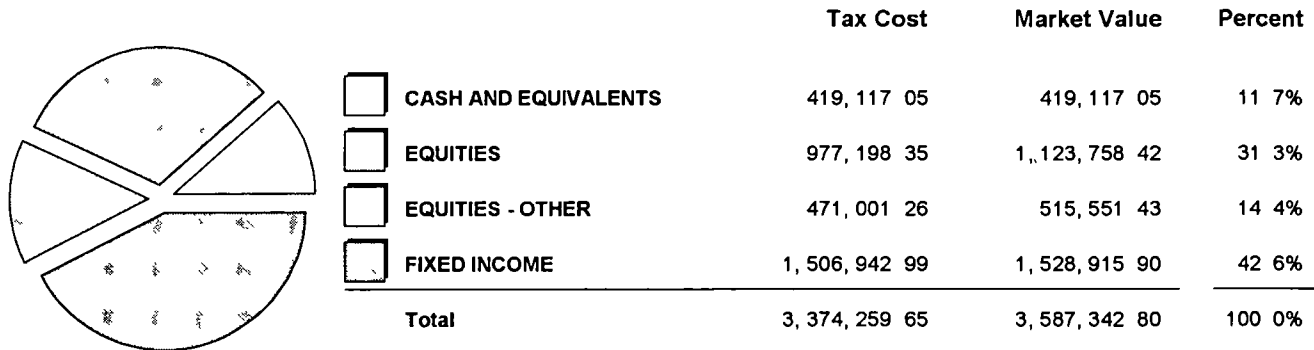
Account Statement

Account Number 3045001733

112

Statement Period: January 01, 2009 Through December 31, 2009

Investment Portfolio Summary



Investment Detail

Description		Total Market/ Total Cost	Market Price/ Cost Price	Est Annual Inc / Unreal Gain / Loss	Current Yield
Income Cash And Equivalents					
Cash					
INCOME CASH		614,874.24 614,874.24			
** Total Cash	Sub-Total	614,874.24 614,874.24		0.00 0.00	0.00
* Total Income Cash And Equivalents		614,874.24 614,874.24		0.00 0.00	0.00
Principal Cash And Equivalents					
Cash					
PRINCIPAL CASH		614,874.24- 614,874.24-			
** Total Cash	Sub-Total	614,874.24- 614,874.24-		0.00 0.00	0.00
Short Term Investments					
FEDERATED PRIME OBLIGATIONS FUND		419,117.05 419,117.05	1.00 1.00	41.91	0.01
** Total Short Term Investments	Sub-Total	419,117.05 419,117.05		41.91 0.00	0.01
* Total Principal Cash And Equivalents		195,767.19- 195,767.19-		41.91 0.00	0.02-



Account Statement

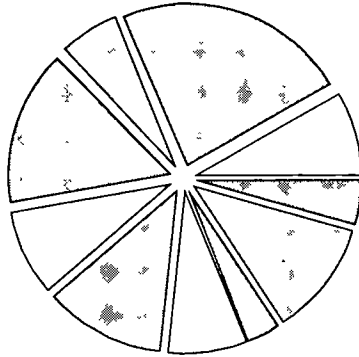
Account Number **3045001733**

112

Statement Period January 01, 2009 Through December 31, 2009

Investment Detail (Continued)

Equity Diversification Summary



Industry Sector	Market Value	Percent
CONSUMER DISCRETIONARY	92,566 50	8 2%
CONSUMER STAPLES	258,105 50	23 0%
ENERGY	66,879 50	6 0%
FINANCIALS	174,404 19	15 5%
HEALTHCARE	96,863 23	8 6%
INDUSTRIALS	133,775 00	11 9%
MATERIALS	86,452 00	7 7%
MISCELLANEOUS	38,080 50	3 4%
UTILITIES	128,195 50	11 4%
All Others-Combined	48,436 50	4 3%
Total	1,123,758 42	100 0%

Description	Ticker	Shares	Total Market/ Total Cost	Market Price/ Cost Price	Est Annual Inc / Unreal Gain / Loss	Current Yield
Equities						
Consumer Discretionary						
HASBRO INC	HAS	1,050 000	33,663 00 26,720 02	32 06 25 45	840 00 6,942 98	2 50
HOME DEPOT INC	HD	1,150 000	33,269 50 25,028 31	28 93 21 76	1,035 00 8,241 19	3 11
V F CORP	VFC	350 000	25,634 00 27,894 40	73 24 79 70	840 00 2,260 40-	3 28
** Total Consumer Discretionary		Sub-Total	92,566.50 79,642.73		2,715.00 12,923.77	2.93
Consumer Staples						
CAL MAINE FOODS INC	CALM	1,200 000	40,896 00 29,120 52	34 08 24 27	825 60 11,775 48	2 02
COCA COLA CO	KO	600 000	34,200 00 26,872 35	57 00 44 79	984 00 7,327 65	2 88
DIAGEO PLC SPNSRD ADR NEW	DEO	500 000	34,705 00 26,324 66	69 41 52 65	1,132 50 8,380 34	3 26
HEINZ H J CO	HNZ	700 000	29,932 00 26,544 00	42 76 37 92	1,176 00 3,388 00	3 93
LANCE INC	LNCE	1,150 000	30,245 00 24,251 20	26 30 21 09	736 00 5,993 80	2 43
MC CORMICK & CO	MKC	850 000	30,710 50 24,946 75	36 13 29 35	884 00 5,763 75	2 88
MCDONALDS CORP	MCD	350 000	21,854 00 21,816 80	62 44 62 33	770 00 37 20	3 52



Account Statement

Account Number **3045001733**

112

Statement Period January 01, 2009 Through December 31, 2009

Investment Detail (Continued)

Description	Ticker	Shares	Total Market/ Total Cost	Market Price/ Cost Price	Est Annual Inc / Unreal Gain / Loss	Current Yield
Consumer Staples						
UNILEVER NV- NY SHARES ADR	UN	1,100 000	35,563 00 34,111 00	32 33 31 01	1,016 40 1,452 00	2 86
** Total Consumer Staples		Sub- Total	258,105.60 213,987.28		7,524.60 44,118.22	2.92
Energy						
CHEVRON CORPORATION	CVX	350 000	26,946 50 19,922 00	76 99 56 92	952 00 7,024 50	3 53
CONOCOPHILLIPS	COP	300 000	15,321 00 14,343 75	51 07 47 81	600 00 977 25	3 92
SPECTRA ENERGY CORP	SE	1,200 000	24,612 00 24,420 00	20 51 20 35	1,200 00 192 00	4 88
** Total Energy		Sub- Total	66,879.60 58,685.75		2,752.00 8,193.75	4.11
Financials						
ALLSTATE CORP	ALL	1,350 000	40,554 00 24,695 90	30 04 18 29	1,080 00 15,858 10	2 66
DIGITAL REALTY TRUST INC	DLR	600 000	30,168 00 21,104 88	50 28 35 17	1,080 00 9,063 12	3 58
FIDELITY NATIONAL FINANCIAL INC	FNF	1,850 000	24,901 00 27,979 59	13 46 15 12	1,110 00 3,078 59-	4 46
FIRST POTOMAC REALTY TR	FPO	2,200 000	27,654 00 17,865 57	12 57 8 12	1,760 00 9,788 43	6 36
GALLAGHER ARTHUR J & CO	AJG	1,200 000	27,012 00 34,008 45	22 51 28 34	1,536 00 6,996 45-	5 69
HERCULES TECHNOLOGY GROWTH CAP I	HTGC	2,321 000	24,115 19 29,948 12	10 39 12 90	2,785 20 5,832 93-	11 55
** Total Financials		Sub- Total	174,404.19 155,602.61		9,351.20 18,801.68	5.36
Healthcare						
ABBOTT LABS	ABT	577 000	31,152 23 24,355 00	53 99 42 21	923 20 6,797 23	2 96
BRISTOL MYERS SQUIBB CO	BMY	1,300 000	32,825 00 34,631 00	25 25 26 64	1,664 00 1,806 00-	5 07
MERCK & CO INC NEW	MRK	900 000	32,886 00 32,598 00	36 54 36 22	1,368 00 288 00	4 16
** Total Healthcare		Sub- Total	96,863.23 91,584.00		3,955.20 6,279.23	4.08
Industrials						
JABIL CIRCUIT INC	JBL	2,550 000	44,293 50 8,517 00	17 37 3 34	714 00 35,776 50	1 61

Account Statement

Account Number. **3045001733**

112

Statement Period January 01, 2009 Through December 31, 2009

Investment Detail (Continued)

Description	Ticker	Shares	Total Market/ Total Cost	Market Price/ Cost Price	Est Annual Inc / Unreal Gain / Loss	Current Yield
Industrials						
LSI INDS INC OHIO	LYTS	3,650 000	28,762 00 58,715 57	7 88 16 09	730 00 29,953 57-	2 54
NORTHROP GRUMMAN CORP	NOC	350 000	19,547 50 19,375 33	55 85 55 36	602 00 172 17	3 08
OLIN CORP COM PAR \$1	OLN	2,350 000	41,172 00 29,225 12	17 52 12 44	1,880 00 11,946 88	4 57
** Total Industrials		Sub- Total	133,775.00 115,833.02		3,926.00 17,941 98	2 93
Information Technology						
MAXIM INTEGRATED PRODS INC	MXIM	1,650 000	33,528 00 31,317 00	20 32 18 98	1,320 00 2,211 00	3 94
** Total Information Technology		Sub- Total	33,528.00 31,317.00		1,320.00 2,211.00	3.94
Materials						
CARPENTER TECHNOLOGY CORP	CRS	750 000	20,212 50 19,045 73	26 95 25 39	540 00 1,166 77	2 67
PACKAGING CORP OF AMERICA	PKG	1,450 000	33,364 50 32,862 67	23 01 22 66	870 00 501 83	2 61
SENSIENT TECHNOLOGIES CORP	SXT	1,250 000	32,875 00 29,177 78	26 30 23 34	950 00 3,697 22	2 89
** Total Materials		Sub- Total	86,452.00 81,086.18		2,360.00 6,365.82	2.73
Miscellaneous						
CINEMARK HLDGS INC COM	CNK	2,650 000	38,080 50 33,846 26	14 37 12 77	1,908 00 4,234 24	5 01
** Total Miscellaneous		Sub- Total	38,080.50 33,846.26		1,908.00 4,234.24	5.01
Telecommunication Services						
VERIZON COMMUNICATIONS	VZ	450 000	14,908 50 14,940 00	33 13 33 20	855 00 31 50-	5 73
** Total Telecommunication Services		Sub- Total	14,908.50 14,940.00		855.00 31.50-	5.73
Utilities						
AGL RESOURCES	AGL	850 000	30,999 50 28,186 00	36 47 33 16	1,462 00 2,813 50	4 72
CMS ENERGY CORP	CMS	2,150 000	33,669 00 24,745 93	15 66 11 51	1,075 00 8,923 07	3 19
NATIONAL FUEL GAS CO N J	NFG	600 000	30,000 00 19,467 00	50 00 32 45	804 00 10,533 00	2 68



Account Statement

Page 7

Account Number 3045001733

112

Statement Period January 01, 2009 Through December 31, 2009

Investment Detail (Continued)

Description	Ticker	Shares	Total Market/ Total Cost	Market Price/ Cost Price	Est Annual Inc / Unreal Gain / Loss	Current Yield
Utilities						
NORTHEAST UTILS	NU	1,300 000	33,527 00 28,274 69	25 79 21 75	1,235 00 5,252 31	3 68
** Total Utilities		Sub- Total	128,195.60 100,673.62		4,576.00 27,521.88	3.57
* Total Equities			1,123,758.42 977,198.35		41,242.90 146,560.07	3.67
Equities - Other						
Foreign Stock						
PRECISION DRILLING TR	PDS	8,628 000	62,553 00 35,918 45	7 25 4 16	26,634 55	
ALCON INC	ACL	250 000	41,087 50 22,545 08	164 35 90 18	911 25 18,542 42	2 22
TYCO INTERNATIONAL LTD	TYC	1,250 000	44,600 00 30,365 78	35 68 24 29	1,000 00 14,234 22	2 24
** Total Foreign Stock		Sub- Total	148,240.50 88,829.31		1,911.25 59,411.19	1.29
Mutual Funds						
ISHARES MSCI EAFE INDEX FD	EFA	2,600 000	143,728 00 167,498 29	55 28 64 42	3,746 60 23,770 29-	2 61
ISHARES S&P MIDCAP 400 INDEX FD	IJH	1,100 000	79,651 00 85,915 57	72 41 78 11	1,480 60 6,264 57-	1 86
ISHARES S&P SM CAP 600 INDEX FD	IJR	1,200 000	65,664 00 76,303 75	54 72 63 59	813 60 10,639 75-	1 24
LAZARD EMERGING MARKETS PORT	LZEMX	4,345 804	78,267 93 52,454 34	18 01 12 07	2,020 80 25,813 59	2 58
** Total Mutual Funds		Sub- Total	367,310.93 382,171.95		8,061.60 14,861.02-	2 19
* Total Equities - Other			515,551.43 471,001.26		9,972.85 44,550.17	1.93

Account Statement

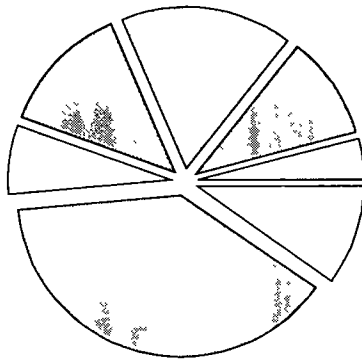
Account Number **3045001733**

112

Statement Period January 01, 2009 Through December 31, 2009

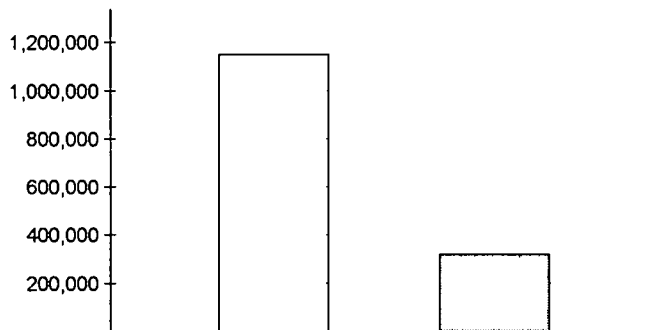
Investment Detail (Continued)

Bond Quality Summary



S & P Quality Rating	Market Value	Percent
AAA	65,098 54	4 3%
AA+	155,122 50	10 1%
AA	257,870 50	16 9%
AA-	201,680 00	13 2%
A+	105,143 00	6 9%
A	593,099 75	38 7%
NOT RATED	150,901 61	9 9%
Total	1,528,915 90	100 0%

Bond Maturity Summary



Years To Maturity	Par Value	Percent
LESS THAN 5 YEARS	1,150,412 98	78 2%
5-10 YEARS	320,104 00	21 8%
Total	1,470,516 98	100 0%

Average Time To Maturity: 2.9 Years

Current Yield: 4.73%

Description	Rating	Par Value	Total Market/ Total Cost	Market Price/ Cost Price	Est Annual Inc / Unreal Gain / Loss	Yield Current/ Maturity
Fixed Income						
U S Federal Agencies						
SMALL BUSINESS ADMIN GTD DEV CMO 7 46% 03/01/2010		412 980	417 11 412 98	101 00 100 00	30 81 4 13	7 39
** Total U S Federal Agencies		Sub- Total	417.11 412.98		30.81 4.13	7.39
Asset Backed Securities						
PUBLIC SERVICE NH FUNDING LLC NT CL A-3 DTD 04/25/2001 6 48% 05/01/2015	AAA	60,000 640	65,098 54 68,977.53	108 50 114 96	3,888 04 3,878 99-	5 97 1 00
** Total Asset Backed Securities		Sub- Total	65,098.64 68,977.63		3,888.04 3,878.99-	6.97



Account Statement

Page 9

Account Number 3045001733

112

Statement Period January 01, 2009 Through December 31, 2009

Investment Detail (Continued)

Description	Rating	Par Value	Total Market/ Total Cost	Market Price/ Cost Price	Est Annual Inc / Unreal Gain / Loss	Yield Current/ Maturity
Corporate Bonds						
BANK ONE CORP 5 25% 01/30/2013	A	100,000 000	106,046 00 100,652 00	106 05 100 65	5,250 00 5,394 00	4 95 2 44
BURLINGTON NORTH SANTA FE SER 98 C 6 23% 07/02/2018	A	60,103 360	66,574 75 51,426 98	110 77 85 56	3,744 44 15,147 77	5 62 5 47
CITIGROUP INC 5 125% 02/14/2011	A	100,000 000	103,178 00 98,356 00	103 18 98 36	5,125 00 4,822 00	4 97 1 57
GENERAL ELEC CAP CORP 4 875% 10/21/2010	AA+	150,000 000	155,122 50 146,691 00	103 42 97 79	7,312 50 8,431 50	4 71 0 63
GOLDMAN SACHS GROUP INC 5 7% 09/01/2012	A	100,000 000	107,566 00 101,476 00	107 57 101 48	5,700 00 6,090 00	5 30 2 52
HEWLETT PACKARD CO 4 5% 03/01/2013	A	100,000 000	106,016 00 103,998 00	106 02 104 00	4,500 00 2,018 00	4 24 1 82
LILLY ELI & CO NT 4 2% 03/06/2014	AA	150,000 000	157,345 50 153,655 50	104 90 102 44	6,300 00 3,690 00	4 00 2 43
MORGAN STANLEY 5 05% 01/21/2011	A	100,000 000	103,719 00 99,259 00	103 72 99 26	5,050 00 4,460 00	4 87 1 20
PRIVATE EXPT FND EXPT FDG 7 2% 01/15/2010	NR	100,000 000	100,219 00 118,454 00	100 22 118 45	7,200 00 18,235 00-	7 18 7 20
PROCTER & GAMBLE CO NT 3 15% 09/01/2015	AA-	200,000 000	201,680 00 204,814 00	100 84 102 41	6,300 00 3,134 00-	3 12 2 83
U S DEPT HSG & URBAN DEV GOVT SER 00-A 7 498% 08/01/2011-2009		50,000 000	50,265 50 58,625 00	100 53 117 25	3,749 00 8,359 50-	7 46 6 99
WAL-MART STORES INC 3% 02/03/2014	AA	100,000 000	100,525 00 99,171 00	100 53 99 17	3,000 00 1,354 00	2 98 2 34
WELLS FARGO CORP WFC 5 125% 09/01/2012	A+	100,000 000	105,143 00 100,974 00	105 14 100 97	5,125 00 4,169 00	4 87 2 43
** Total Corporate Bonds		Sub- Total	1,463,400.25 1,437,552.48		68,355 94 25,847.77	4.67
* Total Fixed Income			1,528,915.90 1,506,942.99		72,274.79 21,972.91	4.73
Total Principal Assets			2,972,468.56 2,759,385.41		123,532.45 213,083.15	4.16
Total Income Assets			614,874.24 614,874.24		0.00 0.00	0 00
Grand Total Assets			3,587,342.80 3,374,259.65		123,532.45 213,083.15	3.44



Application for Extension of Time To File an Exempt Organization Return

▶ File a separate application for each return

- If you are filing for an **Automatic 3-Month Extension**, complete only **Part I** and check this box
- If you are filing for an **Additional (Not Automatic) 3-Month Extension**, complete only **Part II** (on page 2 of this form).

Do not complete Part II unless you have already been granted an automatic 3-month extension on a previously filed Form 8868

Part I Automatic 3-Month Extension of Time. Only submit original (no copies needed)

A corporation required to file Form 990-T and requesting an automatic 6-month extension - check this box and complete Part I only

All other corporations (including 1120-C filers), partnerships, REMICs, and trusts must use Form 7004 to request an extension of time to file income tax returns

Electronic Filing (e-file). Generally, you can electronically file Form 8868 if you want a 3-month automatic extension of time to file one of the returns noted below (6 months for a corporation required to file Form 990-T) However, you cannot file Form 8868 electronically if (1) you want the additional (not automatic) 3-month extension or (2) you file Forms 990-BL, 6069, or 8870, group returns, or a composite or consolidated Form 990-T. Instead, you must submit the fully completed and signed page 2 (Part II) of Form 8868. For more details on the electronic filing of this form, visit www.irs.gov/efile and click on *e-file for Charities & Nonprofits*.

Type or print File by the due date for filing your return See instructions	Name of Exempt Organization THE SKILES FOUNDATION C/O COMERICA BANK & TRUST NA, AGENT	Employer identification number 75-2845190
	Number, street, and room or suite no. If a P.O. box, see instructions. P.O. BOX 75000 M/C 3302	
	City, town or post office, state, and ZIP code. For a foreign address, see instructions. DETROIT, MI 48275-3302	

Check type of return to be filed (file a separate application for each return)

- | | | |
|---|---|------------------------------------|
| <input type="checkbox"/> Form 990 | <input type="checkbox"/> Form 990-T (corporation) | <input type="checkbox"/> Form 4720 |
| <input type="checkbox"/> Form 990-BL | <input type="checkbox"/> Form 990-T (sec. 401(a) or 408(a) trust) | <input type="checkbox"/> Form 5227 |
| <input type="checkbox"/> Form 990-EZ | <input type="checkbox"/> Form 990-T (trust other than above) | <input type="checkbox"/> Form 6069 |
| <input checked="" type="checkbox"/> Form 990-PF | <input type="checkbox"/> Form 1041-A | <input type="checkbox"/> Form 8870 |

COMERICA BANK & TRUST NA

- The books are in the care of ▶ **P.O. BOX 75000 M/C 3302 - DETROIT, MI 48275-3302**
Telephone No. ▶ **313-222-3304** FAX No. ▶ **313-222-9693**

- If the organization does not have an office or place of business in the United States, check this box
- If this is for a Group Return, enter the organization's four digit Group Exemption Number (GEN) _____. If this is for the whole group, check this box If it is for part of the group, check this box and attach a list with the names and EINs of all members the extension will cover

1 I request an automatic 3-month (6-months for a corporation required to file Form 990-T) extension of time until **August 15, 2010**, to file the exempt organization return for the organization named above. The extension is for the organization's return for calendar year **2009** or tax year beginning _____, and ending _____.

2 If this tax year is for less than 12 months, check reason: Initial return Final return Change in accounting period

3a If this application is for Form 990-BL, 990-PF, 990-T, 4720, or 6069, enter the tentative tax, less any nonrefundable credits. See instructions.	3a	\$	1,136.
b If this application is for Form 990-PF or 990-T, enter any refundable credits and estimated tax payments made. Include any prior year overpayment allowed as a credit.	3b	\$	1,816.
c Balance Due. Subtract line 3b from line 3a. Include your payment with this form, or, if required, deposit with FTD coupon or, if required, by using EFTPS (Electronic Federal Tax Payment System) See instructions.	3c	\$	0.

Caution. If you are going to make an electronic fund withdrawal with this Form 8868, see Form 8453-EO and Form 8879-EO for payment instructions