



See a Social Security Number? Say Something!
Report Privacy Problems to <https://public.resource.org/privacy>
Or call the IRS Identity Theft Hotline at 1-800-908-4490



Form 990

Department of the Treasury
Internal Revenue Service**Return of Organization Exempt From Income Tax**
Under section 501(c), 527, or 4947(a)(1) of the Internal Revenue Code (except black lung
benefit trust or private foundation)

The organization may have to use a copy of this return to satisfy state reporting requirements.

OMB No 1545-0047




2009**Open to Public
Inspection****A For the 2009 calendar year, or tax year beginning and ending**

B Check if applicable: <input type="checkbox"/> Address change <input type="checkbox"/> Name change <input type="checkbox"/> Initial return <input type="checkbox"/> Terminated <input type="checkbox"/> Amended return <input type="checkbox"/> Application pending	C Name of organization LIVING ALTERNATIVES, INC. Doing Business As Number and street (or P O box if mail is not delivered to street address) Room/suite P. O. BOX 131466 City or town, state or country, and ZIP + 4 TYLER TX 75713	D Employer identification number 75-2425265
		E Telephone number 800-447-2891
		G Gross receipts \$ 1,334,604
		F Name and address of principal officer: BEVERLY KLINE 19402 FM 16 W, LINDALE, TX 75771
I Tax-exempt status: <input checked="" type="checkbox"/> 501(c) (3) ◀ (insert no.) <input type="checkbox"/> 4947(a)(1) or <input type="checkbox"/> 527		H(a) Is this a group return for affiliates? <input type="checkbox"/> Yes <input checked="" type="checkbox"/> No H(b) Are all affiliates included? <input type="checkbox"/> Yes <input type="checkbox"/> No If "No," attach a list. (see instructions)
J Website: WWW.LIVALT.ORG		H(c) Group exemption number ▶
K Form of organization: <input checked="" type="checkbox"/> Corporation <input type="checkbox"/> Trust <input type="checkbox"/> Association <input type="checkbox"/> Other ▶		L Year of formation 1992 M State of legal domicile TX

Part I Summary

Part I Summary SCANNED RECEIVED NOV 17 2010 Expenses	1 Briefly describe the organization's mission or most significant activities: PROVIDE CHILD ADOPTION, CRISIS PREGNANCY SUPPORT AND MOTHERS HOME. INSTRUCTION OF LIFE SKILLS TO YOUNG WOMEN AND MEN IN UNPLANNED PREGNANCIES. OPERATION OF THRIFT STORE TO PROVIDE EMPLOYMENT TO PEOPLE IN NEED AND FOR SUPPORT FOR SERVICE PROGRAMS.		
	2 Check this box <input type="checkbox"/> if the organization discontinued its operations or disposed of more than 25% of its net assets.		
	3 Number of voting members of the governing body (Part VI, line 1a)	3	7
	4 Number of independent voting members of the governing body (Part VI, line 1b)	4	0
	5 Total number of employees (Part V, line 2a)	5	32
	6 Total number of volunteers (estimate if necessary)	6	34
	7a Total gross unrelated business revenue from Part VIII, column (C), line 12	7a	-2,552
	b Net unrelated business taxable income from Form 990-T, line 34	7b	-2,552
	8 Contributions and grants (Part VIII, line 1h)	Prior Year	Current Year
	9 Program service revenue (Part VIII, line 2g)	932,618	788,778
	10 Investment income (Part VIII, column (A), lines 3, 4, and 7d)	468,084	403,325
	11 Other revenue (Part VIII, column (A), lines 5, 6d, 8c, 9c, 10c, and 11e)	5,737	2,037
	12 Total revenue—add lines 8 through 11 (must equal Part VIII, column (A), line 12)	61,121	48,627
	13 Grants and similar amounts paid (Part IX, column (A), lines 1–3)	1,467,560	1,242,767
	14 Benefits paid to or for members (Part IX, column (A), line 4)	426,400	483,655
	15 Salaries, other compensation, employee benefits (Part IX, column (A), lines 5–10)	0	0
	16a Professional fundraising fees (Part IX, column (A), line 11e)	172,513	179,999
	b Total fundraising expenses (Part IX, column (D), line 25) ▶ 14,157	0	0
	17 Other expenses (Part IX, column (A), lines 11a–11d, 11f–24f)	647,842	675,230
18 Total expenses. Add lines 13–17 (must equal Part IX, column (A), line 25)	1,246,755	1,338,884	
19 Revenue less expenses. Subtract line 18 from line 12	220,805	-96,117	
Net Assets or Fund Balances	20 Total assets (Part X, line 16)	Beginning of Current Year	End of Year
	21 Total liabilities (Part X, line 26)	2,142,594	2,199,266
	22 Net assets or fund balances. Subtract line 21 from line 20	531,571	684,360
		1,611,023	1,514,906

Part II Signature Block

Sign Here	Under penalties of perjury, I declare that I have examined this return, including accompanying schedules and statements, and to the best of my knowledge and belief, it is true, correct, and complete. Declaration of preparer (other than officer) is based on all information of which preparer has any knowledge.		
	 Signature of officer  Type or print name and title	Date 11-12-10	G7 4
Paid Preparer's Use Only	Preparer's signature 	Date 11/09/10	
	Firm's name (or yours if self-employed), address, and ZIP + 4 J. MICHAEL JOHNSON, P.C. 1620 SHILOH RD STE 1501, TYLER, TX 75703	EIN 26-3934569	Phone no (903) 581-1688

May the IRS discuss this return with the preparer shown above? (see instructions) ☒ Yes ☐ No

For Privacy Act and Paperwork Reduction Act Notice, see the separate instructions.

Form 990 (2009)

(HTA)

Part III Statement of Program Service Accomplishments

- 1 Briefly describe the organization's mission:
 PROVIDE CHILD ADOPTION AGENCY, CRISIS PREGNANCY SUPPORT AND MOTHERS HOME. INSTRUCTION OF LIFE SKILLS TO YOUNG WOMEN AND MEN INVOLVED IN UNPLANNED PREGNANCIES
- 2 Did the organization undertake any significant program services during the year which were not listed on the prior Form 990 or 990-EZ? ☐ Yes ☒ No
 If "Yes," describe these new services on Schedule O.
- 3 Did the organization cease conducting, or make significant changes in how it conducts, any program services? ☐ Yes ☒ No
 If "Yes," describe these changes on Schedule O.
- 4 Describe the exempt purpose achievements for each of the organization's three largest program services by expenses. Section 501(c)(3) and 501(c)(4) organizations and section 4947(a)(1) trusts are required to report the amount of grants and allocations to others, the total expenses, and revenue, if any, for each program service reported.

4a (Code:) (Expenses \$ 701,024 including grants of \$ 483,655) (Revenue \$ 0)

MATERNITY HOME LICENSED BY THE STATE THAT PROVIDES HOUSING, CONTINUED EDUCATION, DEVELOPMENT OF LIFE SKILLS & DECISION MAKING AND PROVIDES FOR TRANSPORTATION TO MEDICAL CARE FOR PREGNANT WOMEN. THESE SERVICES ARE OFFERED FREE OF CHARGE TO ANY GIRL REGARDLESS OF RACE OR RELIGION.

4b (Code:) (Expenses \$ 27,780 including grants of \$ 0) (Revenue \$ 0)

CRISIS PREGNANCY ASSISTANCE CENTERS OFFER FREE TESTING FOR PREGNANCY, PRENATAL DEVELOPMENT INFORMATION, AND SEXUAL ABSTINENCE EDUCATION.

4c (Code:) (Expenses \$ 85,766 including grants of \$ 0) (Revenue \$ 62,228)

ADOPTION AGENCY WORKS ALONGSIDE YOUNG WOMEN FACING UNPLANNED PREGNANCY WHO WISH TO MAKE AN ADOPTION DECISION.

4d Other program services. (Describe in Schedule O.)

(Expenses \$ 252,840 including grants of \$ 0) (Revenue \$ 341,097)

4e Total program service expenses ► 1,067,410

Part IV Checklist of Required Schedules

	Yes	No
1 Is the organization described in section 501(c)(3) or 4947(a)(1) (other than a private foundation)? If "Yes," complete Schedule A	1 X	
2 Is the organization required to complete Schedule B, Schedule of Contributors?	2 X	
3 Did the organization engage in direct or indirect political campaign activities on behalf of or in opposition to candidates for public office? If "Yes," complete Schedule C, Part I	3	X
4 Section 501(c)(3) organizations. Did the organization engage in lobbying activities? If "Yes," complete Schedule C, Part II	4	X
5 Section 501(c)(4), 501(c)(5), and 501(c)(6) organizations. Is the organization subject to the section 6033(e) notice and reporting requirement and proxy tax? If "Yes," complete Schedule C, Part III	5	
6 Did the organization maintain any donor advised funds or any similar funds or accounts where donors have the right to provide advice on the distribution or investment of amounts in such funds or accounts? If "Yes," complete Schedule D, Part I	6	X
7 Did the organization receive or hold a conservation easement, including easements to preserve open space, the environment, historic land areas, or historic structures? If "Yes," complete Schedule D, Part II	7	X
8 Did the organization maintain collections of works of art, historical treasures, or other similar assets? If "Yes," complete Schedule D, Part III	8	X
9 Did the organization report an amount in Part X, line 21; serve as a custodian for amounts not listed in Part X; or provide credit counseling, debt management, credit repair, or debt negotiation services? If "Yes," complete Schedule D, Part IV	9	X
10 Did the organization, directly or through a related organization, hold assets in term, permanent, or quasi-endowments? If "Yes," complete Schedule D, Part V	10	X
11 Is the organization's answer to any of the following questions "Yes"? If so, complete Schedule D, Parts VI, VII, VIII, IX, or X as applicable	11	X
• Did the organization report an amount for land, buildings, and equipment in Part X, line 10? If "Yes," complete Schedule D, Part VI.		
• Did the organization report an amount for investments—other securities in Part X, line 12 that is 5% or more of its total assets reported in Part X, line 16? If "Yes," complete Schedule D, Part VII.		
• Did the organization report an amount for investments—program related in Part X, line 13 that is 5% or more of its total assets reported in Part X, line 16? If "Yes," complete Schedule D, Part VIII.		
• Did the organization report an amount for other assets in Part X, line 15 that is 5% or more of its total assets reported in Part X, line 16? If "Yes," complete Schedule D, Part IX.		
• Did the organization report an amount for other liabilities in Part X, line 25? If "Yes," complete Schedule D, Part X.		
• Did the organization's separate or consolidated financial statements for the tax year include a footnote that addresses the organization's liability for uncertain tax positions under FIN 48? If "Yes," complete Schedule D, Part X.		
12 Did the organization obtain separate, independent audited financial statements for the tax year? If "Yes," complete Schedule D, Parts XI, XII, and XIII	12	X
12A Was the organization included in consolidated, independent audited financial statements for the tax year? If "Yes," completing Schedule D, Parts XI, XII, and XIII is optional.	12A	X
13 Is the organization a school described in section 170(b)(1)(A)(ii)? If "Yes," complete Schedule E	13	X
14a Did the organization maintain an office, employees, or agents outside of the United States?	14a	X
b Did the organization have aggregate revenues or expenses of more than \$10,000 from grantmaking, fundraising, business, and program service activities outside the United States? If "Yes," complete Schedule F, Part I	14b	X
15 Did the organization report on Part IX, column (A), line 3, more than \$5,000 of grants or assistance to any organization or entity located outside the United States? If "Yes," complete Schedule F, Part II	15 X	
16 Did the organization report on Part IX, column (A), line 3, more than \$5,000 of aggregate grants or assistance to individuals located outside the United States? If "Yes," complete Schedule F, Part III	16	X
17 Did the organization report a total of more than \$15,000 of expenses for professional fundraising services on Part IX, column (A), lines 6 and 11e? If "Yes," complete Schedule G, Part I	17	X
18 Did the organization report more than \$15,000 total of fundraising event gross income and contributions on Part VIII, lines 1c and 8a? If "Yes," complete Schedule G, Part II	18 X	
19 Did the organization report more than \$15,000 of gross income from gaming activities on Part VIII, line 9a? If "Yes," complete Schedule G, Part III	19	X
20 Did the organization operate one or more hospitals? If "Yes," complete Schedule H	20	X

Part IV Checklist of Required Schedules (continued)

	Yes	No
21 Did the organization report more than \$5,000 of grants and other assistance to governments and organizations in the United States on Part IX, column (A), line 1? <i>If "Yes," complete Schedule I, Parts I and II</i>	21 X	
22 Did the organization report more than \$5,000 of grants and other assistance to individuals in the United States on Part IX, column (A), line 2? <i>If "Yes," complete Schedule I, Parts I and III</i>	22	X
23 Did the organization answer "Yes" to Part VII, Section A, line 3, 4, or 5 about compensation of the organization's current and former officers, directors, trustees, key employees, and highest compensated employees? <i>If "Yes," complete Schedule J</i>	23	X
24a Did the organization have a tax-exempt bond issue with an outstanding principal amount of more than \$100,000 as of the last day of the year, that was issued after December 31, 2002? <i>If "Yes," answer lines 24b through 24d and complete Schedule K. If "No," go to line 25</i>	24a	X
b Did the organization invest any proceeds of tax-exempt bonds beyond a temporary period exception?	24b	
c Did the organization maintain an escrow account other than a refunding escrow at any time during the year to defease any tax-exempt bonds?	24c	
d Did the organization act as an "on behalf of" issuer for bonds outstanding at any time during the year?	24d	
25a Section 501(c)(3) and 501(c)(4) organizations. Did the organization engage in an excess benefit transaction with a disqualified person during the year? <i>If "Yes," complete Schedule L, Part I</i>	25a	X
b Is the organization aware that it engaged in an excess benefit transaction with a disqualified person in a prior year, and that the transaction has not been reported on any of the organization's prior Forms 990 or 990-EZ? <i>If "Yes," complete Schedule L, Part I</i>	25b	X
26 Was a loan to or by a current or former officer, director, trustee, key employee, highly compensated employee, or disqualified person outstanding as of the end of the organization's tax year? <i>If "Yes," complete Schedule L, Part II</i>	26	X
27 Did the organization provide a grant or other assistance to an officer, director, trustee, key employee, substantial contributor, or a grant selection committee member, or to a person related to such an individual? <i>If "Yes," complete Schedule L, Part III</i>	27	X
28 Was the organization a party to a business transaction with one of the following parties (see Schedule L, Part IV instructions for applicable filing thresholds, conditions, and exceptions):		
a A current or former officer, director, trustee, or key employee? <i>If "Yes," complete Schedule L, Part IV</i>	28a	X
b A family member of a current or former officer, director, trustee, or key employee? <i>If "Yes," complete Schedule L, Part IV</i>	28b	X
c An entity of which a current or former officer, director, trustee, or key employee of the organization (or a family member) was an officer, director, trustee, or direct or indirect owner? <i>If "Yes," complete Schedule L, Part IV</i>	28c	X
29 Did the organization receive more than \$25,000 in non-cash contributions? <i>If "Yes," complete Schedule M</i>	29	X
30 Did the organization receive contributions of art, historical treasures, or other similar assets, or qualified conservation contributions? <i>If "Yes," complete Schedule M</i>	30	X
31 Did the organization liquidate, terminate, or dissolve and cease operations? <i>If "Yes," complete Schedule N, Part I</i>	31	X
32 Did the organization sell, exchange, dispose of, or transfer more than 25% of its net assets? <i>If "Yes," complete Schedule N, Part II</i>	32	X
33 Did the organization own 100% of an entity disregarded as separate from the organization under Regulations sections 301.7701-2 and 301.7701-3? <i>If "Yes," complete Schedule R, Part I</i>	33	X
34 Was the organization related to any tax-exempt or taxable entity? <i>If "Yes," complete Schedule R, Parts II, III, IV, and V, line 1</i>	34	X
35 Is any related organization a controlled entity within the meaning of section 512(b)(13)? <i>If "Yes," complete Schedule R, Part V, line 2</i>	35	X
36 Section 501(c)(3) organizations. Did the organization make any transfers to an exempt non-charitable related organization? <i>If "Yes," complete Schedule R, Part V, line 2</i>	36	X
37 Did the organization conduct more than 5% of its activities through an entity that is not a related organization and that is treated as a partnership for federal income tax purposes? <i>If "Yes," complete Schedule R, Part VI</i>	37	X
38 Did the organization complete Schedule O and provide explanations in Schedule O for Part VI, lines 11 and 19? Note. All Form 990 filers are required to complete Schedule O.	38 X	

Part V Statements Regarding Other IRS Filings and Tax Compliance

		Yes	No
1a	Enter the number reported in Box 3 of Form 1096, Annual Summary and Transmittal of U.S. Information Returns. Enter -0- if not applicable	21	
1b	Enter the number of Forms W-2G included in line 1a. Enter -0- if not applicable	0	
c	Did the organization comply with backup withholding rules for reportable payments to vendors and reportable gaming (gambling) winnings to prize winners?	1c	
2a	Enter the number of employees reported on Form W-3, Transmittal of Wage and Tax Statements, filed for the calendar year ending with or within the year covered by this return	32	
b	If at least one is reported on line 2a, did the organization file all required federal employment tax returns? Note. If the sum of lines 1a and 2a is greater than 250, you may be required to e-file this return. (see instructions)	2b	X
3a	Did the organization have unrelated business gross income of \$1,000 or more during the year covered by this return?	3a	X
b	If "Yes," has it filed a Form 990-T for this year? If "No," provide an explanation in Schedule O	3b	X
4a	At any time during the calendar year, did the organization have an interest in, or a signature or other authority over, a financial account in a foreign country (such as a bank account, securities account, or other financial account)?	4a	X
b	If "Yes," enter the name of the foreign country: ▶ See the instructions for exceptions and filing requirements for Form TD F 90-22.1, Report of Foreign Bank and Financial Accounts.		
5a	Was the organization a party to a prohibited tax shelter transaction at any time during the tax year?	5a	X
b	Did any taxable party notify the organization that it was or is a party to a prohibited tax shelter transaction?	5b	X
c	If "Yes" to line 5a or 5b, did the organization file Form 8886-T, Disclosure by Tax-Exempt Entity Regarding Prohibited Tax Shelter Transaction?	5c	
6a	Does the organization have annual gross receipts that are normally greater than \$100,000, and did the organization solicit any contributions that were not tax deductible?	6a	X
b	If "Yes," did the organization include with every solicitation an express statement that such contributions or gifts were not tax deductible?	6b	
7	Organizations that may receive deductible contributions under section 170(c).		
a	Did the organization receive a payment in excess of \$75 made partly as a contribution and partly for goods and services provided to the payor?	7a	X
b	If "Yes," did the organization notify the donor of the value of the goods or services provided?	7b	
c	Did the organization sell, exchange, or otherwise dispose of tangible personal property for which it was required to file Form 8282?	7c	X
d	If "Yes," indicate the number of Forms 8282 filed during the year	7d	
e	Did the organization, during the year, receive any funds, directly or indirectly, to pay premiums on a personal benefit contract?	7e	X
f	Did the organization, during the year, pay premiums, directly or indirectly, on a personal benefit contract?	7f	X
g	For all contributions of qualified intellectual property, did the organization file Form 8899 as required?	7g	
h	For contributions of cars, boats, airplanes, and other vehicles, did the organization file a Form 1098-C as required?	7h	X
8	Sponsoring organizations maintaining donor advised funds and section 509(a)(3) supporting organizations. Did the supporting organization, or a donor advised fund maintained by a sponsoring organization, have excess business holdings at any time during the year?	8	
9	Sponsoring organizations maintaining donor advised funds.		
a	Did the organization make any taxable distributions under section 4966?	9a	
b	Did the organization make a distribution to a donor, donor advisor, or related person?	9b	
10	Section 501(c)(7) organizations. Enter:		
a	Initiation fees and capital contributions included on Part VIII, line 12	10a	
b	Gross receipts, included on Form 990, Part VIII, line 12, for public use of club facilities	10b	
11	Section 501(c)(12) organizations. Enter:		
a	Gross income from members or shareholders	11a	
b	Gross income from other sources (Do not net amounts due or paid to other sources against amounts due or received from them.)	11b	
12a	Section 4947(a)(1) non-exempt charitable trusts. Is the organization filing Form 990 in lieu of Form 1041?	12a	
b	If "Yes," enter the amount of tax-exempt interest received or accrued during the year	12b	

Part VI Governance, Management, and Disclosure For each "Yes" response to lines 2 through 7b below, and for a "No" response to line 8a, 8b, or 10b below, describe the circumstances, processes, or changes in Schedule O. See instructions.

Section A. Governing Body and Management

	Yes	No
1a Enter the number of voting members of the governing body		
1b Enter the number of voting members that are independent		
2 Did any officer, director, trustee, or key employee have a family relationship or a business relationship with any other officer, director, trustee, or key employee?	X	
3 Did the organization delegate control over management duties customarily performed by or under the direct supervision of officers, directors or trustees, or key employees to a management company or other person?		X
4 Did the organization make any significant changes to its organizational documents since the prior Form 990 was filed?		X
5 Did the organization become aware during the year of a material diversion of the organization's assets?		X
6 Does the organization have members or stockholders?		X
7a Does the organization have members, stockholders, or other persons who may elect one or more members of the governing body?		X
7b Are any decisions of the governing body subject to approval by members, stockholders, or other persons?		X
8 Did the organization contemporaneously document the meetings held or written actions undertaken during the year by the following:		
a The governing body?	X	
b Each committee with authority to act on behalf of the governing body?	X	
9 Is there any officer, director, trustee, or key employee listed in Part VII, Section A, who cannot be reached at the organization's mailing address? If "Yes," provide the names and addresses in Schedule O		X

Section B. Policies (This Section B requests information about policies not required by the Internal Revenue Code.)

	Yes	No
10a Does the organization have local chapters, branches, or affiliates?		X
b If "Yes," does the organization have written policies and procedures governing the activities of such chapters, affiliates, and branches to ensure their operations are consistent with those of the organization?		
11 Has the organization provided a copy of this Form 990 to all members of its governing body before filing the form?	X	
11A Describe in Schedule O the process, if any, used by the organization to review this Form 990.		
12a Does the organization have a written conflict of interest policy? If "No," go to line 13		X
b Are officers, directors or trustees, and key employees required to disclose annually interests that could give rise to conflicts?		X
c Does the organization regularly and consistently monitor and enforce compliance with the policy? If "Yes," describe in Schedule O how this is done	X	
13 Does the organization have a written whistleblower policy?		X
14 Does the organization have a written document retention and destruction policy?		X
15 Did the process for determining compensation of the following persons include a review and approval by independent persons, comparability data, and contemporaneous substantiation of the deliberation and decision?		
a The organization's CEO, Executive Director, or top management official.		X
b Other officers or key employees of the organization		X
If "Yes" to line 15a or 15b, describe the process in Schedule O. (See instructions.)		
16a Did the organization invest in, contribute assets to, or participate in a joint venture or similar arrangement with a taxable entity during the year?		X
b If "Yes," has the organization adopted a written policy or procedure requiring the organization to evaluate its participation in joint venture arrangements under applicable federal tax law, and taken steps to safeguard the organization's exempt status with respect to such arrangements?		

Section C. Disclosure

17 List the states with which a copy of this Form 990 is required to be filed ► TX

18 Section 6104 requires an organization to make its Forms 1023 (or 1024 if applicable), 990, and 990-T (501(c)(3)s only) available for public inspection. Indicate how you make these available. Check all that apply.

☐ Own website ☐ Another's website ☒ Upon request

19 Describe in Schedule O whether (and if so, how), the organization makes its governing documents, conflict of interest policy, and financial statements available to the public.

20 State the name, physical address, and telephone number of the person who possesses the books and records of the organization: ► MICHAL REED 903-581-2891
P. O. BOX 131466, TYLER, TX 75713

Part VIII Statement of Revenue

		(A) Total revenue	(B) Related or exempt function revenue	(C) Unrelated business revenue	(D) Revenue excluded from tax under sections 512, 513, or 514
Contributions, gifts, grants and other similar amounts	1a Federated campaigns	1a 0			
	b Membership dues	1b 0			
	c Fundraising events	1c 0			
	d Related organizations	1d 0			
	e Government grants (contributions)	1e 0			
	f All other contributions, gifts, grants, and similar amounts not included above	1f 788,778			
	g Noncash contributions included in lines 1a-1f: \$	4,635			
	h Total. Add lines 1a-1f	788,778			
Program Service Revenue	2a <u>KINGS TREASURER STORE THRIFT STORE</u>	<u>452000</u> 341,097	341,097		
	b <u>ADOPTION SERVICES</u>	<u>541900</u> 62,228	62,228		
	c				
	d	0			
	e	0			
	f All other program service revenue	0			
	g Total. Add lines 2a-2f	403,325			
	Other Revenue	3 Investment income (including dividends, interest, and other similar amounts)	3,584	3,584	
4 Income from investment of tax-exempt bond proceeds		0			
5 Royalties		0			
6a Gross Rents		(i) Real 3,958 (ii) Personal 9,739			
b Less: rental expenses		12,291			
c Rental income or (loss)		3,958 -2,552			
d Net rental income or (loss)		1,406	3,958	-2,552	
7a Gross amount from sales of assets other than inventory		(i) Securities 0 (ii) Other 5,800			
b Less: cost or other basis and sales expenses		0 7,347			
c Gain or (loss)		0 -1,547			
d Net gain or (loss)		-1,547	-1,547		
8a Gross income from fundraising events (not including \$ 50,396 of contributions reported on line 1c). See Part IV, line 18		a 119,420			
b Less: direct expenses		b 72,199			
c Net income or (loss) from fundraising events		47,221			
9a Gross income from gaming activities. See Part IV, line 19		a 0			
b Less: direct expenses		b 0			
c Net income or (loss) from gaming activities		0			
10a Gross sales of inventory, less returns and allowances	a 0				
b Less: cost of goods sold	b 0				
c Net income or (loss) from sales of inventory	0				
Miscellaneous Revenue		Business Code			
11a		0			
b		0			
c		0			
d All other revenue		0			
e Total. Add lines 11a-11d		0			
12 Total revenue. See instructions		1,242,767	409,320	-2,552	0

Part IX Statement of Functional Expenses

Section 501(c)(3) and 501(c)(4) organizations must complete all columns.

All other organizations must complete column (A) but are not required to complete columns (B), (C), and (D).

Do not include amounts reported on lines 6b, 7b, 8b, 9b, and 10b of Part VIII.		(A) Total expenses	(B) Program service expenses	(C) Management and general expenses	(D) Fundraising expenses
1	Grants and other assistance to governments and organizations in the U.S. See Part IV, line 21	357,097	357,097		
2	Grants and other assistance to individuals in the U.S. See Part IV, line 22	0			
3	Grants and other assistance to governments, organizations, and individuals outside the U.S. See Part IV, lines 15 and 16	126,558	126,558		
4	Benefits paid to or for members	0			
5	Compensation of current officers, directors, trustees, and key employees	0			
6	Compensation not included above, to disqualified persons (as defined under section 4958(f)(1)) and persons described in section 4958(c)(3)(B)	165,548	163,331	2,217	
7	Other salaries and wages	0			
8	Pension plan contributions (include section 401(k) and section 403(b) employer contributions)	0			
9	Other employee benefits	0			
10	Payroll taxes	14,451	13,857	594	
11	Fees for services (non-employees):				
a	Management	0			
b	Legal	0			
c	Accounting	3,295		3,295	
d	Lobbying	0			
e	Professional fundraising services. See Part IV, line 17	0			
f	Investment management fees	0			
g	Other	35,192	35,192		
12	Advertising and promotion	11,841	7,900	3,941	
13	Office expenses	14,157			14,157
14	Information technology	0			
15	Royalties	0			
16	Occupancy	231,845	98,638	133,207	
17	Travel	24,964	5,384	19,580	
18	Payments of travel or entertainment expenses for any federal, state, or local public officials	0			
19	Conferences, conventions, and meetings	8,022	3,548	4,474	
20	Interest	40,420	29,041	11,379	
21	Payments to affiliates	0			
22	Depreciation, depletion, and amortization	77,313	64,325	12,988	0
23	Insurance	35,652	21,136	14,516	
24	Other expenses. Itemize expenses not covered above. (Expenses grouped together and labeled miscellaneous may not exceed 5% of total expenses shown on line 25 below.)				
a	CHILD CARE	10,021	8,818	1,203	
b	VEHICLES EXPENSES	29,111	15,073	14,038	
c	SUPPLIES AND FOOD EXPENSES	106,400	84,458	21,942	
d	TRANSPORTATION	29,111	15,073	14,038	
e	BAD DEBT	17,886	18,568	-682	
f	All other expenses	0			
25	Total functional expenses. Add lines 1 through 24f	1,338,884	1,067,997	256,730	14,157
26	Joint costs. Check here <input checked="" type="checkbox"/> if following SOP 98-2. Complete this line only if the organization reported in column (B) joint costs from a combined educational campaign and fundraising solicitation				

Part X Balance Sheet

		(A) Beginning of year		(B) End of year
Assets	1 Cash—non-interest-bearing	245,652	1	124,829
	2 Savings and temporary cash investments	203,831	2	190,566
	3 Pledges and grants receivable, net	0	3	0
	4 Accounts receivable, net	39,367	4	5,736
	5 Receivables from current and former officers, directors, trustees, key employees, and highest compensated employees. Complete Part II of Schedule L	0	5	
	6 Receivables from other disqualified persons (as defined under section 4958(f)(1)) and persons described in section 4958(c)(3)(B). Complete Part II of Schedule L	0	6	
	7 Notes and loans receivable, net	0	7	0
	8 Inventories for sale or use		8	
	9 Prepaid expenses and deferred charges		9	
	10a Land, buildings, and equipment: cost or other basis. Complete Part VI of Schedule D	10a 2,420,796		
	b Less: accumulated depreciation	10b 576,846	10c	1,843,950
	11 Investments—publicly traded securities	0	11	0
	12 Investments—other securities. See Part IV, line 11	0	12	0
	13 Investments—program-related. See Part IV, line 11	0	13	0
	14 Intangible assets	0	14	0
	15 Other assets. See Part IV, line 11	30,368	15	34,185
16 Total assets. Add lines 1 through 15 (must equal line 34)	2,142,594	16	2,199,266	
Liabilities	17 Accounts payable and accrued expenses	61,743	17	57,856
	18 Grants payable		18	
	19 Deferred revenue		19	920
	20 Tax-exempt bond liabilities	0	20	
	21 Escrow or custodial account liability. Complete Part IV of Schedule D		21	
	22 Payables to current and former officers, directors, trustees, key employees, highest compensated employees, and disqualified persons. Complete Part II of Schedule L	0	22	
	23 Secured mortgages and notes payable to unrelated third parties	469,828	23	625,584
	24 Unsecured notes and loans payable to unrelated third parties	0	24	0
	25 Other liabilities. Complete Part X of Schedule D	0	25	0
	26 Total liabilities. Add lines 17 through 25	531,571	26	684,360
Net Assets or Fund Balances	Organizations that follow SFAS 117, check here <input checked="" type="checkbox"/> and complete lines 27 through 29, and lines 33 and 34.			
	27 Unrestricted net assets	1,611,023	27	1,494,906
	28 Temporarily restricted net assets		28	20,000
	29 Permanently restricted net assets		29	
	Organizations that do not follow SFAS 117, check here <input type="checkbox"/> and complete lines 30 through 34.			
	30 Capital stock or trust principal, or current funds		30	
	31 Paid-in or capital surplus, or land, building, or equipment fund		31	
	32 Retained earnings, endowment, accumulated income, or other funds		32	
	33 Total net assets or fund balances	1,611,023	33	1,514,906
34 Total liabilities and net assets/fund balances	2,142,594	34	2,199,266	

Part XI Financial Statements and Reporting

- 1** Accounting method used to prepare the Form 990: ☐ Cash ☒ Accrual ☐ Other _____
 If the organization changed its method of accounting from a prior year or checked "Other," explain in Schedule O.

2a Were the organization's financial statements compiled or reviewed by an independent accountant?

b Were the organization's financial statements audited by an independent accountant?

c If "Yes" to line 2a or 2b, does the organization have a committee that assumes responsibility for oversight of the audit, review, or compilation of its financial statements and selection of an independent accountant?
 If the organization changed either its oversight process or selection process during the tax year, explain in Schedule O.

d If "Yes" to line 2a or 2b, check a box below to indicate whether the financial statements for the year were issued on a consolidated basis, separate basis, or both:

☒ Separate basis ☐ Consolidated basis ☐ Both consolidated and separate basis

3a As a result of a federal award, was the organization required to undergo an audit or audits as set forth in the Single Audit Act and OMB Circular A-133?

b If "Yes," did the organization undergo the required audit or audits? If the organization did not undergo the required audit or audits, explain why in Schedule O and describe any steps taken to undergo such audits.

	Yes	No
2a		X
2b	X	
2c		X
3a		X
3b		

SCHEDULE A
(Form 990 or 990-EZ)

Department of the Treasury
Internal Revenue Service

Public Charity Status and Public Support

Complete if the organization is a section 501(c)(3) organization or a section 4947(a)(1) nonexempt charitable trust.

▶ Attach to Form 990 or Form 990-EZ. ▶ See separate instructions.

OMB No 1545-0047

2009

**Open to Public
Inspection**

Name of the organization

LIVING ALTERNATIVES, INC.

Employer identification number

75-2425265

Part I Reason for Public Charity Status (All organizations must complete this part.) See instructions.

The organization is not a private foundation because it is: (For lines 1 through 11, check only one box.)

- 1 ☐ A church, convention of churches, or association of churches described in section 170(b)(1)(A)(i).
- 2 ☐ A school described in section 170(b)(1)(A)(ii). (Attach Schedule E.)
- 3 ☐ A hospital or a cooperative hospital service organization described in section 170(b)(1)(A)(iii).
- 4 ☐ A medical research organization operated in conjunction with a hospital described in section 170(b)(1)(A)(iii). Enter the hospital's name, city, and state: _____
- 5 ☐ An organization operated for the benefit of a college or university owned or operated by a governmental unit described in section 170(b)(1)(A)(iv). (Complete Part II.)
- 6 ☐ A federal, state, or local government or governmental unit described in section 170(b)(1)(A)(v).
- 7 ☐ An organization that normally receives a substantial part of its support from a governmental unit or from the general public described in section 170(b)(1)(A)(vi). (Complete Part II.)
- 8 ☐ A community trust described in section 170(b)(1)(A)(vi). (Complete Part II.)
- 9 ☒ An organization that normally receives: (1) more than 33 1/3 % of its support from contributions, membership fees, and gross receipts from activities related to its exempt functions—subject to certain exceptions, and (2) no more than 33 1/3 % of its support from gross investment income and unrelated business taxable income (less section 511 tax) from businesses acquired by the organization after June 30, 1975. See section 509(a)(2). (Complete Part III.)
- 10 ☐ An organization organized and operated exclusively to test for public safety. See section 509(a)(4).
- 11 ☐ An organization organized and operated exclusively for the benefit of, to perform the functions of, or to carry out the purposes of one or more publicly supported organizations described in section 509(a)(1) or section 509(a)(2). See section 509(a)(3). Check the box that describes the type of supporting organization and complete lines 11e through 11h.
- a ☐ Type I b ☐ Type II c ☐ Type III—Functionally integrated d ☐ Type III—Other
- e ☐ By checking this box, I certify that the organization is not controlled directly or indirectly by one or more disqualified persons other than foundation managers and other than one or more publicly supported organizations described in section 509(a)(1) or section 509(a)(2).
- f If the organization received a written determination from the IRS that it is a Type I, Type II, or Type III supporting organization, check this box. ☐
- g Since August 17, 2006, has the organization accepted any gift or contribution from any of the following persons?

- (i) A person who directly or indirectly controls, either alone or together with persons described in (ii) and (iii) below, the governing body of the supported organization?
- (ii) A family member of a person described in (i) above?
- (iii) A 35% controlled entity of a person described in (i) or (ii) above?

	Yes	No
11g(i)		
11g(ii)		
11g(iii)		

h Provide the following information about the supported organization(s).

(i) Name of supported organization	(ii) EIN	(iii) Type of organization (described on lines 1–9 above or IRC section (see instructions))	(iv) Is the organization in col (i) listed in your governing document?		(v) Did you notify the organization in col (i) of your support?		(vi) Is the organization in col (i) organized in the U.S.?		(vii) Amount of support
			Yes	No	Yes	No	Yes	No	
									0
									0
									0
									0
									0
									0
Total									0

Part II Support Schedule for Organizations Described in Sections 170(b)(1)(A)(iv) and 170(b)(1)(A)(vi)

(Complete only if you checked the box on line 5, 7, or 8 of Part I.)

Section A. Public Support

Calendar year (or fiscal year beginning in) ►	(a) 2005	(b) 2006	(c) 2007	(d) 2008	(e) 2009	(f) Total
1 Gifts, grants, contributions, and membership fees received. (Do not include any "unusual grants.")	0	0				0
2 Tax revenues levied for the organization's benefit and either paid to or expended on its behalf	0	0				0
3 The value of services or facilities furnished by a governmental unit to the organization without charge	0	0				0
4 Total. Add lines 1 through 3	0	0	0	0	0	0
5 The portion of total contributions by each person (other than a governmental unit or publicly supported organization) included on line 1 that exceeds 2% of the amount shown on line 11, column (f)						
6 Public support. Subtract line 5 from line 4.						0

Section B. Total Support

Calendar year (or fiscal year beginning in) ►	(a) 2005	(b) 2006	(c) 2007	(d) 2008	(e) 2009	(f) Total
7 Amounts from line 4	0	0	0	0	0	0
8 Gross income from interest, dividends, payments received on securities loans, rents, royalties and income from similar sources	0	0				0
9 Net income from unrelated business activities, whether or not the business is regularly carried on						0
10 Other income. Do not include gain or loss from the sale of capital assets (Explain in Part IV.)	0	0				0
11 Total support. Add lines 7 through 10						0
12 Gross receipts from related activities, etc. (see instructions)					12	
13 First five years. If the Form 990 is for the organization's first, second, third, fourth, or fifth tax year as a section 501(c)(3) organization, check this box and stop here						<input type="checkbox"/>

Section C. Computation of Public Support Percentage

14 Public support percentage for 2009 (line 6, column (f) divided by line 11, column (f))	14	0.00%
15 Public support percentage from 2008 Schedule A, Part II, line 14	15	0.00%
16a 33 1/3% support test—2009. If the organization did not check the box on line 13, and line 14 is 33 1/3% or more, check this box and stop here. The organization qualifies as a publicly supported organization		<input type="checkbox"/>
b 33 1/3% support test—2008. If the organization did not check a box on line 13 or 16a, and line 15 is 33 1/3% or more, check this box and stop here. The organization qualifies as a publicly supported organization		<input type="checkbox"/>
17a 10%-facts-and-circumstances test—2009. If the organization did not check a box on line 13, 16a, or 16b, and line 14 is 10% or more, and if the organization meets the "facts-and-circumstances" test, check this box and stop here. Explain in Part IV how the organization meets the "facts-and-circumstances" test. The organization qualifies as a publicly supported organization		<input type="checkbox"/>
b 10%-facts-and-circumstances test—2008. If the organization did not check a box on line 13, 16a, 16b, or 17a, and line 15 is 10% or more, and if the organization meets the "facts-and-circumstances" test, check this box and stop here. Explain in Part IV how the organization meets the "facts-and-circumstances" test. The organization qualifies as a publicly supported organization		<input type="checkbox"/>
18 Private foundation. If the organization did not check a box on line 13, 16a, 16b, 17a, or 17b, check this box and see instructions		<input type="checkbox"/>

Part III Support Schedule for Organizations Described in Section 509(a)(2)

(Complete only if you checked the box on line 9 of Part I.)

Section A. Public Support

Calendar year (or fiscal year beginning in) ▶	(a) 2005	(b) 2006	(c) 2007	(d) 2008	(e) 2009	(f) Total
1 Gifts, grants, contributions, and membership fees received. (Do not include any "unusual grants.")	623,439	572,885	859,219	932,618	788,778	3,776,939
2 Gross receipts from admissions, merchandise sold or services performed, or facilities furnished in any activity that is related to the organization's tax-exempt purpose	429,156	390,664	495,449	529,205	526,703	2,371,177
3 Gross receipts from activities that are not an unrelated trade or business under section 513						0
4 Tax revenues levied for the organization's benefit and either paid to or expended on its behalf	0	0				0
5 The value of services or facilities furnished by a governmental unit to the organization without charge	0	0				0
6 Total. Add lines 1 through 5	1,052,595	963,549	1,354,668	1,461,823	1,315,481	6,148,116
7a Amounts included on lines 1, 2, and 3 received from disqualified persons						0
b Amounts included on lines 2 and 3 received from other than disqualified persons that exceed the greater of \$5,000 or 1% of the amount on line 13 for the year						0
c Add lines 7a and 7b	0	0	0	0	0	0
8 Public support. (Subtract line 7c from line 6.)						6,148,116

Section B. Total Support

Calendar year (or fiscal year beginning in) ▶	(a) 2005	(b) 2006	(c) 2007	(d) 2008	(e) 2009	(f) Total
9 Amounts from line 6	1,052,595	963,549	1,354,668	1,461,823	1,315,481	6,148,116
10a Gross income from interest, dividends, payments received on securities loans, rents, royalties and income from similar sources			2,180	5,737	3,584	11,501
b Unrelated business taxable income (less section 511 taxes) from businesses acquired after June 30, 1975					-2,552	-2,552
c Add lines 10a and 10b	0	0	2,180	5,737	1,032	8,949
11 Net income from unrelated business activities not included in line 10b, whether or not the business is regularly carried on						0
12 Other income. Do not include gain or loss from the sale of capital assets (Explain in Part IV.)	-14,572	-21,256			-1,547	-37,375
13 Total support. (Add lines 9, 10c, 11, and 12.)	1,038,023	942,293	1,356,848	1,467,560	1,314,966	6,119,690
14 First five years. If the Form 990 is for the organization's first, second, third, fourth, or fifth tax year as a section 501(c)(3) organization, check this box and stop here. ▶ <input type="checkbox"/>						

Section C. Computation of Public Support Percentage

15 Public support percentage for 2009 (line 8, column (f) divided by line 13, column (f))	15	100.46%
16 Public support percentage from 2008 Schedule A, Part III, line 15	16	100.06%

Section D. Computation of Investment Income Percentage

17 Investment income percentage for 2009 (line 10c, column (f) divided by line 13, column (f))	17	0.15%
18 Investment income percentage from 2008 Schedule A, Part III, line 17	18	0.14%

19a 33 1/3% support tests—2009. If the organization did not check the box on line 14, and line 15 is more than 33 1/3% and line 17 is not more than 33 1/3%, check this box and stop here. The organization qualifies as a publicly supported organization ▶ ☒

b 33 1/3% support tests—2008. If the organization did not check a box on line 14 or line 19a, and line 16 is more than 33 1/3% and line 18 is not more than 33 1/3%, check this box and stop here. The organization qualifies as a publicly supported organization ▶ ☐

20 Private foundation. If the organization did not check a box on line 14, 19a, or 19b, check this box and see instructions ▶ ☐

Part IV

Supplemental Information. Complete this part to provide the explanations required by Part II, line 10; Part II, line 17a or 17b; and Part III, line 12. Provide any other additional information. See instructions.

Area for supplemental information with horizontal dashed lines.

Statement of Activities Outside the United States

► **Complete if the organization answered "Yes" to Form 990, Part IV, line 14b, 15, or 16.**

► **Attach to Form 990.** ► **See separate instructions.**

OMB No 1545-0047

2009

Open to Public Inspection

Name of the organization

LIVING ALTERNATIVES, INC.

Employer identification number

75-2425265

Part I **General Information on Activities Outside the United States.** Complete if the organization answered "Yes" to Form 990, Part IV, line 14b.

- 1 For grantmakers.** Does the organization maintain records to substantiate the amount of the grants or assistance, the grantees' eligibility for the grants or assistance, and the selection criteria used to award the grants or assistance? ☐ Yes ☐ No

- 2 For grantmakers.** Describe in Part IV the organization's procedures for monitoring the use of grant funds outside the United States.

- 3 Activities per Region.** (Use Schedule F-1 (Form 990) if additional space is needed.)

(a) Region	(b) Number of offices in the region	(c) Number of employees or agents in region	(d) Activities conducted in region (by type) (i.e., fundraising, program services, grants to recipients located in the region)	(e) If activity listed in (d) is a program service, describe specific type of service(s) in region	(f) Total expenditures for region
	0	0			0
	0	0			0
	0	0			0
	0	0			0
	0	0			0
	0	0			0
	0	0			0
	0	0			0
	0	0			0
	0	0			0
	0	0			0
	0	0			0
	0	0			0
	0	0			0
	0	0			0
	0	0			0
	0	0			0
	0	0			0
	0	0			0
	0	0			0
	0	0			0
	0	0			0
Totals ▶	0	0			0

For Privacy Act and Paperwork Reduction Act Notice, see the Instructions for Form 990.

Schedule F (Form 990) 2009

(HTA)

[illegible]

2	Enter total number of recipient organizations listed above that are recognized as charities by the foreign country, recognized as tax-exempt by the IRS, or for which the grantee or counsel has provided a section 501(c)(3) equivalency letter	▶	1
3	Enter total number of other organizations or entities	▶	0

Part III **Grants and Other Assistance to Individuals Outside the United States.** Complete if the organization answered "Yes" to Form 990, Part IV, line 16.
Use Schedule F-1 (Form 990) if additional space is needed.

[illegible]

Part IV

Supplemental Information

Complete this part to provide the information required in Part I, line 2, and any additional information.

Lined area for supplemental information.

Department of the Treasury
Internal Revenue Service

Complete if the organization answered "Yes" to Form 990, Part IV, lines 17, 18, or 19, or if the organization entered more than \$15,000 on Form 990-EZ, line 6a.
▶ Attach to Form 990 or Form 990-EZ. ▶ See separate instructions.

2009

Open To Public Inspection

LIVING ALTERNATIVES, INC.

75-2425265

Fundraising Activities. Complete if the organization answered "Yes" to Form 990, Part IV, line 17. Form 990-EZ filers are not required to complete this part.

- | (i) Name of individual
or entity (fundraiser) | (ii) Activity | (iii) Did fundraiser have
custody or control of
contributions? | | (iv) Gross receipts
from activity | (v) Amount paid to
(or retained by)
fundraiser listed in
col (i) | (vi) Amount paid to
(or retained by)
organization |
|--|---------------|--|----|--------------------------------------|---|---|
| | | Yes | No | | | |
| | | | | 0 | 0 | 0 |
| | | | | 0 | 0 | 0 |
| | | | | 0 | 0 | 0 |
| | | | | 0 | 0 | 0 |
| | | | | 0 | 0 | 0 |
| | | | | 0 | 0 | 0 |
| | | | | 0 | 0 | 0 |
| | | | | 0 | 0 | 0 |
| | | | | 0 | 0 | 0 |
| | | | | 0 | 0 | 0 |
| | | | | 0 | 0 | 0 |
| | | | | 0 | 0 | 0 |
| | | | | 0 | 0 | 0 |
| Total ▶ | | | | 0 | 0 | 0 |

- 3 List all states in which the organization is registered or licensed to solicit funds or has been notified it is exempt from registration or licensing.**

Part II Fundraising Events. Complete if the organization answered "Yes" to Form 990, Part IV, line 18, or reported more than \$15,000 on Form 990-EZ, line 6a. List events with gross receipts greater than \$5,000.

		(a) Event #1 <u>TYLER BANQUET</u> (event type)	(b) Event #2 <u>4TH JULY</u> (event type)	(c) Other events <u>3</u> (total number)	(d) Total events (add col (a) through col (c))
Revenue	1 Gross receipts	39,489	11,052	119,275	169,816
	2 Less: Charitable contributions	38,758	4,717	6,921	50,396
	3 Gross income (line 1 minus line 2)	731	6,335	112,354	119,420
Direct Expenses	4 Cash prizes	0	0	2,000	2,000
	5 Noncash prizes	0	0	0	0
	6 Rent/facility costs	0	0	6,385	6,385
	7 Food and beverages	3,485	705	4,080	8,270
	8 Entertainment	0	0	0	0
	9 Other direct expenses	6,092	10,895	38,557	55,544
	10 Direct expense summary. Add lines 4 through 9 in column (d)				(72,199)
	11 Net income summary. Combine line 3, column (d), and line 10				47,221

Part III Gaming. Complete if the organization answered "Yes" to Form 990, Part IV, line 19, or reported more than \$15,000 on Form 990-EZ, line 6a.

		(a) Bingo	(b) Pull tabs/instant bingo/progressive bingo	(c) Other gaming	(d) Total gaming (add col. (a) through col. (c))
Revenue	1 Gross revenue				0
	2 Cash prizes				0
Direct Expenses	3 Noncash prizes				0
	4 Rent/facility costs				0
	5 Other direct expenses				0
	6 Volunteer labor	<input type="checkbox"/> Yes _____ % <input type="checkbox"/> No	<input type="checkbox"/> Yes _____ % <input type="checkbox"/> No	<input type="checkbox"/> Yes _____ % <input type="checkbox"/> No	
	7 Direct expense summary. Add lines 2 through 5 in column (d)				(0)
	8 Net gaming income summary. Combine line 1, column d, and line 7				0

	Yes	No
9 Enter the state(s) in which the organization operates gaming activities: _____		
a Is the organization licensed to operate gaming activities in each of these states?	9a	
b If "No," explain: _____		
10a Were any of the organization's gaming licenses revoked, suspended or terminated during the tax year?	10a	
b If "Yes," explain: _____		
11 Does the organization operate gaming activities with nonmembers?	11	
12 Is the organization a grantor, beneficiary or trustee of a trust or a member of a partnership or other entity formed to administer charitable gaming?	12	

		Yes	No
13	Indicate the percentage of gaming activity operated in:		
a	The organization's facility 13a %		
b	An outside facility 13b %		
14	Enter the name and address of the person who prepares the organization's gaming/special events books and records:		
	Name ►		
	Address ►		
15a	Does the organization have a contract with a third party from whom the organization receives gaming revenue? 15a		
b	If "Yes," enter the amount of gaming revenue received by the organization ► \$ and the amount of gaming revenue retained by the third party ► \$		
c	If "Yes," enter name and address of the third party:		
	Name ►		
	Address ►		
16	Gaming manager information:		
	Name ►		
	Gaming manager compensation ► \$ 0		
	Description of services provided ►		
	<input type="checkbox"/> Director/officer <input type="checkbox"/> Employee <input type="checkbox"/> Independent contractor		
17	Mandatory distributions:		
a	Is the organization required under state law to make charitable distributions from the gaming proceeds to retain the state gaming license? 17a		
b	Enter the amount of distributions required under state law to be distributed to other exempt organizations or spent in the organization's own exempt activities during the tax year ► \$		

Department of the Treasury
Internal Revenue Service

Grants and Other Assistance to Organizations, Governments, and Individuals in the United States

Complete if the organization answered "Yes," on Form 990, Part IV, lines 21 or 22.

▶ **Attach to Form 990.**

OMB No 1545-0047

2009

Open to Public Inspection

Name of the organization

LIVING ALTERNATIVES, INC.

Employer Identification number

75-2425265'

Part I General Information on Grants and Assistance

- 1 Does the organization maintain records to substantiate the amount of the grants or assistance, the grantees' eligibility for the grants or assistance, and the selection criteria used to award the grants or assistance? ☒ Yes ☐ No
- 2 Describe in Part IV the organization's procedures for monitoring the use of grant funds in the United States.

Part II **Grants and Other Assistance to Governments and Organizations in the United States.** Complete if the organization answered "Yes" to Form 990, Part IV, line 21, for any recipient that received more than \$5,000. Check this box if no one recipient received more than \$5,000. Use Part IV and Schedule I-1 (Form 990) if additional space is needed.

1	(a) Name and address of organization or government	(b) EIN	(c) IRC section if applicable	(d) Amount of cash grant	(e) Amount of non-cash assistance	(f) Method of valuation (book, FMV, appraisal, other)	(g) Description of non-cash assistance	(h) Purpose of grant or assistance
	YOUTH WITH A MISSION P O BOX 3000 GARDEN VALLEY	23-7136015	501C3	324,352	0			PROGRAM
	-----			0	0			SUPPORT
	-----			0	0			
	-----			0	0			
	-----			0	0			
	-----			0	0			
	-----			0	0			
	-----			0	0			
	-----			0	0			
	-----			0	0			
	-----			0	0			
	-----			0	0			
	-----			0	0			-
	-----			0	0			.
	-----			0	0			
	-----			0	0			
	-----			0	0			
	-----			0	0			

- | | | |
|---|--|---|
| 2 | Enter total number of section 501(c)(3) and government organizations | 1 |
| 3 | Enter total number of other organizations | 1 |

For Privacy Act and Paperwork Reduction Act Notice, see the Instructions for Form 990.

(HTA)

Schedule I (Form 990) 2009

Part III	Grants and Other Assistance to Individuals in the United States. Complete if the organization answered "Yes" to Form 990, Part IV, line 22.
-----------------	--

Use Part IV and Schedule I-1 (Form 990) if additional space is needed.

[illegible]

Part IV	Supplemental Information. Complete this part to provide the information required in Part I, line 2, and any other additional information.
----------------	--

[illegible]

SCHEDULE M
(Form 990)

Department of the Treasury
Internal Revenue Service

Name of the organization
LIVING ALTERNATIVES, INC.

Noncash Contributions

- **Complete if the organizations answered "Yes" on Form 990, Part IV, lines 29 or 30.**
► **Attach to Form 990.**

OMB No 1545-0047

2009

**Open To Public
Inspection**

Employer identification number
75-2425265

Part I Types of Property

	(a) Check if applicable	(b) Number of contributions	(c) Revenues reported on Form 990, Part VIII, line 1g	(d) Method of determining revenues
1 Art—Works of art				
2 Art—Historical treasures				
3 Art—Fractional interests				
4 Books and publications				
5 Clothing and household goods				
6 Cars and other vehicles	X	1	4,635	BLUE BOOK VALUE
7 Boats and planes				
8 Intellectual property				
9 Securities—Publicly traded				
10 Securities—Closely held stock				
11 Securities—Partnership, LLC, or trust interests				
12 Securities—Miscellaneous				
13 Qualified conservation contribution—Historic structures				
14 Qualified conservation contribution—Other				
15 Real estate—Residential				
16 Real estate—Commercial				
17 Real estate—Other				
18 Collectibles				
19 Food inventory				
20 Drugs and medical supplies				
21 Taxidermy				
22 Historical artifacts				
23 Scientific specimens				
24 Archeological artifacts				
25 Other ► (.....)		0	0	
26 Other ► (.....)		0	0	
27 Other ► (.....)		0	0	
28 Other ► (.....)		0	0	

29 Number of Forms 8283 received by the organization during the tax year for contributions for which the organization completed Form 8283, Part IV, Donee Acknowledgement **29** 0

	Yes	No
30 a During the year, did the organization receive by contribution any property reported in Part I, lines 1–28 that it must hold for at least three years from the date of the initial contribution, and which is not required to be used for exempt purposes for the entire holding period?		X
b If "Yes," describe the arrangement in Part II.		
31 Does the organization have a gift acceptance policy that requires the review of any non-standard contributions?		X
32 a Does the organization hire or use third parties or related organizations to solicit, process, or sell noncash contributions?		X
b If "Yes," describe in Part II.		
33 If the organization did not report revenues in column (c) for a type of property for which column (a) is checked, describe in Part II.		

Part II **Supplemental Information.** Complete this part to provide the information required by Part I, lines 30b, 32b, and 33. Also complete this part for any additional information.

**SCHEDULE O
(Form 990)**

Supplemental Information to Form 990

OMB No. 1545-0047

2009

**Open to Public
Inspection**

Department of the Treasury
Internal Revenue Service

Complete to provide information for responses to specific questions on
Form 990 or to provide any additional information.
▶ Attach to Form 990.

Name of the organization

LIVING ALTERNATIVES, INC.

Employer identification number

75-2425265

Form 990, Part III, Line 4d: Program Service Expenses: 241,537, Grants and allocations: 0.

Revenue: 341,097 KING'S TREASURE STORE IS A RESALE STORE THAT SELLS DONATED ITEMS THAT HAVE
BEEN RECONDITIONED TO BE SOLD AT AFFORDABLE PRICES WHICH SUPPORTS THE OPERATIONS OF THE
STORE, CRISS PREGNANCY AND MANAGEMENT EXPENSES.

Form 990, Part III, Line 4d: Program Service Expenses: 8,090, Grants and allocations: 0.

Revenue: 0 BUILDING BLOCKS IS A MENTORING PROGRAM FOR YOUNG WOMEN IN UNPLANNED PREGNANCIES.
LIFE SKILLS AND PARENTING CLASSES ARE TAUGHT ALLOWING THE YOUNG WOMEN TO EARN CREDIT POINTS
TOWARD THE PURCHASE OF BABY CLOTHING SMALL FURNITURE, AND BABY CARE ITEMS.

Form 990, Part III, Line 4d: Program Service Expenses: 1,607, Grants and allocations: 0.

Revenue: 0 KEEPS BOUTIQUE IS A PROGRAM DIRECTED TO GIRLS IN FOSTER CARE IN THE EAST TEXAS
AREA. GIRLS ARE INVITED TO SELECT CLOTHING AND ACCESSOREIS, FREE OF CHARGE, WITH THE GOAL OF
AFFIRMING EACH GIRL'S VALUE AND HOPES THAT THEY WILL LEAVE KNOWING THEY ARE APPRECIATED FOR
WHO THEY ARE AND THAT GOD SEES THEM WITH LOVING EYES.

Form 990, Part III, Line 4d: Program Service Expenses: 1,606, Grants and allocations: 0.

Revenue: 0 SUPPORT TO OTHER NON PROFIT ORGANIZATIONS WHO PROVIDE CRISIS PREGNANCY ASSISTANCE
OR WHO ARE NON PROFIT CHARITABLE ORGANIZATIONS THAT ARE 501C3 TYPE ORGANIZATIONS.

Form 990 Part VI Section B Line 11a COPY OF FORM 990 PROVIDE TO ALL BOARD MEMBERS FOR REVIEW
PRIOR TO FINAL FILING.

Line 12 (990-T) - Other Income

1	From Form 6478 - Alcohol and Cellulosic Biofuel Fuels Credit	1	0
2	From Form 8864 - Biodiesel and Renewable Diesel Fuels Credit	2	0
3	Bad debt recoveries	3	
4	Proceeds received from employer-owned life insurance contracts issued after August 17, 2006	4	
5	CELL TOWER RENT	5	9,739
6	6	
7	7	
8	8	
9	9	
10	10	
11	11	
12	12	
13	Total other income	13	9,739

Line 18 (990-T) - Interest

1	Interest Allocation	1	
2	Tax Exempt Interest	2	
3	Prepaid Interest	3	
4	Straddle Interest	4	
5	Original Issue Discount	5	
6	Related Party Interest	6	
7	Interest on certain underpayments of tax	7	
8	Interest allocable to the production of designated property	8	
9	Interest on below-market loans	9	
10	Interest on which no tax is imposed (section 163(j))	10	
11	INTEREST ON CELL TOWER LOAN	11	3,362
12	12	
13	Total	13	3,362

Line 28 (990-T) - Other Deductions

1	Insurance - CELL TOWER	1	1,041
2	Utilities - CELL TOWER	2	3,000
3	Total other deductions	3	4,041
4	Total deductions less expenses for offsetting credits	4	4,041

FYE: 12/31/2009

Asset	d t	Property Description	Date In Service	Book Cost	Book Sec 179 Exp c	Book Sal Value	Book Prior Depreciation	Book Current Depreciation	Book End Depr	Book Net Book Value	Book Method	Book Period
Group: BUILDINGS (continued)												
397		MOBILE HOME - SHALLS	4/01/09	55,239.21	0.00c	0.00	0.00	1,380.98	1,380.98	53,858.23	S/L	30.0
405		BUILDING - KT NO 2	2/05/09	65,393.38	0.00c	49,045.03	0.00	384.26	384.26	65,009.12	S/L	39.0
407		BUILDING REMODEL 1009 BAX	11/02/09	6,000.00	0.00c	0.00	0.00	25.64	25.64	5,974.36	S/L	39.0
408		BROWN LONG OFFICE	3/05/09	9,935.27	0.00c	0.00	0.00	212.29	212.29	9,722.98	S/L	39.0
410		BUILDING - KT 2	10/21/09	18,912.31	0.00c	14,184.23	0.00	20.21	20.21	18,892.10	S/L	39.0
BUILDINGS				<u>1,446,321.09</u>	<u>0.00c</u>	<u>702,876.36</u>	<u>284,201.20</u>	<u>24,643.97</u>	<u>308,845.17</u>	<u>1,137,475.92</u>		
Group: COMPUTERS												
217	d	POWERBOOK G4 COMPUTER	2/04/03	2,385.00	0.00	0.00	2,385.00	0.00	2,385.00	0.00	S/L	5.0
264		KONICA PRINTER 8031	11/06/06	8,028.00	0.00	802.80	3,130.92	1,445.04	4,575.96	3,452.04	S/L	5.0
271		17" MONITOR	2/01/06	415.94	0.00	41.59	218.37	74.87	293.24	122.70	S/L	5.0
272		CONTROL MONITOR	2/01/06	325.00	0.00	32.25	170.77	58.55	229.32	95.68	S/L	5.0
273		CONTROL MONITOR	2/01/06	325.00	0.00	32.50	170.63	58.50	229.13	95.87	S/L	5.0
274		COMPUTER	2/01/06	487.30	0.00	48.73	255.82	87.71	343.53	143.77	S/L	5.0
275	d	VIDEO WALKMAN	2/01/06	1,015.00	0.00	101.50	532.88	182.70	715.58	299.42	S/L	5.0
291		EMAC	1/03/06	912.51	0.00	91.25	492.75	164.25	657.00	255.51	S/L	5.0
292		IMAC	1/25/06	2,341.08	0.00	234.11	1,229.06	421.39	1,650.45	690.63	S/L	5.0
293		APPLE MINI MAC	7/19/06	1,015.53	0.00	101.55	441.77	182.80	624.57	390.96	S/L	5.0
303		IMAC/SOFTWARE	2/06/06	2,748.00	0.00	274.80	1,442.70	494.64	1,937.34	810.66	S/L	5.0
307	d	15" MACBOOK PRO	2/08/07	2,554.71	0.00	255.00	881.55	229.97	1,111.52	1,443.19	S/L	5.0
309		13" MAC BOOK	11/30/07	1,234.00	0.00	123.40	240.63	222.12	462.75	771.25	S/L	5.0
310		ST # 1306 HP COMPUTER	12/31/07	549.36	0.00	54.94	98.88	98.88	197.76	351.60	S/L	5.0
323		ILIFE LAPTOP	1/23/07	1,020.00	0.00	102.00	351.90	183.60	535.50	484.50	S/L	5.0
324		LAPTOP - MICHAL	4/13/07	750.00	0.00	75.00	236.25	135.00	371.25	378.75	S/L	5.0
325		EMAC	4/16/07	399.99	0.00	39.99	120.00	72.00	192.00	207.99	S/L	5.0
326		MONITOR 20"	4/16/07	450.00	0.00	45.00	135.00	81.00	216.00	234.00	S/L	5.0
327		AIRPORTS/MONITORS	6/25/07	730.00	0.00	73.00	197.10	131.40	328.50	401.50	S/L	5.0
328		ILIFE MINIMAC	12/09/07	717.95	0.00	71.79	140.00	129.23	269.23	448.72	S/L	5.0
357		MZI MAC IMAC ICK 24GHZ	8/21/08	1,237.67	0.00	123.77	74.26	222.78	297.04	940.63	S/L	5.0
368		SCHOOL COMPUTER	4/09/08	530.00	0.00	0.00	79.50	106.00	185.50	344.50	S/L	5.0
369		SCHOOL COMPUTER	4/09/08	530.00	0.00	0.00	79.50	106.00	185.50	344.50	S/L	5.0
370		SCHOOL COMPUTER	4/09/08	530.00	0.00	0.00	79.50	106.00	185.50	344.50	S/L	5.0
371		SCHOOL COMPUTER	4/09/08	530.00	0.00	0.00	79.50	106.00	185.50	344.50	S/L	5.0
372		SCHOOL COMPUTER	4/09/08	530.00	0.00	0.00	79.50	106.00	185.50	344.50	S/L	5.0
374		VIEW SONIC MONITOR SCHL	7/04/08	610.52	0.00	0.00	61.05	122.10	183.15	427.37	S/L	5.0
401		APPLE MACBOOK MB466LLA	1/21/09	1,691.75	0.00c	0.00	0.00	310.15	310.15	1,381.60	S/L	5.0
402		MAC MINI	3/31/09	678.95	0.00c	0.00	0.00	101.84	101.84	577.11	S/L	5.0
403		APPLE COMPUTER	11/01/09	1,268.00	0.00c	0.00	0.00	42.27	42.27	1,225.73	S/L	5.0
412		15" MAC BOOK 253	6/29/09	1,640.35	0.00c	0.00	0.00	164.04	164.04	1,476.31	S/L	5.0
COMPUTERS				<u>38,181.61</u>	<u>0.00c</u>	<u>2,724.97</u>	<u>13,404.79</u>	<u>5,946.83</u>	<u>19,351.62</u>	<u>18,829.99</u>		
*Less: Dispositions and Transfers				<u>5,954.71</u>	<u>0.00</u>	<u>356.50</u>	<u>3,799.43</u>	<u>0.00</u>	<u>4,212.10</u>	<u>1,742.61</u>		
Net COMPUTERS				<u>32,226.90</u>	<u>0.00c</u>	<u>2,368.47</u>	<u>9,605.36</u>	<u>5,946.83</u>	<u>15,139.52</u>	<u>17,087.38</u>		
Group: FURNITURE AND FIXTURES												
39		CHERRY DESK	1/01/90	599.00	0.00	0.00	599.00	0.00	599.00	0.00	S/L	5.0

FYE: 12/31/2009

Asset	d t	Property Description	Date In Service	Book Cost	Book Sec 179 Exp c	Book Sal Value	Book Prior Depreciation	Book Current Depreciation	Book End Depr	Book Net Book Value	Book Method	Book Period
Group: FURNITURE AND FIXTURES (continued)												
115		MURPHYS FURN	6/01/98	5,709.00	0.00	571.00	5,138.00	0.00	5,138.00	571.00	S/L	5.0
143		8 BEDS	6/11/98	4,604.00	0.00	460.00	4,144.00	0.00	4,144.00	460.00	S/L	5.0
148		CHAIRS AND RUGS	6/01/99	969.00	0.00	97.00	872.00	0.00	872.00	97.00	S/L	5.0
152		F H SIGN	6/01/99	1,500.00	0.00	150.00	1,350.00	0.00	1,350.00	150.00	S/L	10.0
169		GREAT ROOM FURNITURE	1/31/00	5,465.00	0.00	0.00	5,465.00	0.00	5,465.00	0.00	S/L	5.0
171		MAIL. BOXES	3/09/00	1,405.00	0.00	0.00	1,405.00	0.00	1,405.00	0.00	S/L	5.0
172		GREAT ROOM FURNITURE	3/14/00	2,473.00	0.00	0.00	2,473.00	0.00	2,473.00	0.00	S/L	5.0
175		FRAMES/CLASSROOM POSTER	5/06/00	546.00	0.00	0.00	546.00	0.00	546.00	0.00	S/L	5.0
184		FURNITURE F H BEDROOM	9/15/00	1,020.00	0.00	0.00	1,020.00	0.00	1,020.00	0.00	S/L	5.0
187		F H BEDROOM FURNITURE	10/18/00	1,371.00	0.00	0.00	1,371.00	0.00	1,371.00	0.00	S/L	5.0
225		MISC FURNITURE	7/21/04	1,548.00	0.00	0.00	1,367.40	180.60	1,548.00	0.00	S/L	5.0
255		CHAIR	2/05/05	450.58	0.00	45.00	317.72	81.12	398.84	51.74	S/L	5.0
256		CHAIR	2/12/05	450.58	0.00	45.00	317.72	81.12	398.84	51.74	S/L	5.0
257		LOVESEAT	2/15/05	525.89	0.00	52.59	370.75	94.66	465.41	60.48	S/L	5.0
258		SOFA	2/15/05	607.77	0.00	60.78	428.48	109.40	537.88	69.89	S/L	5.0
259		2-QUEENANNE CHAIRS	2/17/05	405.56	0.00	40.55	279.84	73.00	352.84	52.72	S/L	5.0
294		PHILBECK - HUTCH	5/26/06	1,450.00	0.00	145.00	481.61	186.43	668.04	781.96	S/L	7.0
296		SIGNS	6/21/06	831.13	0.00	83.11	267.15	106.86	374.01	457.12	S/L	7.0
297		SOFA	7/03/06	1,499.00	0.00	149.99	481.80	192.72	674.52	824.48	S/L	7.0
298		ARMCHAIR	7/03/06	999.00	0.00	99.90	321.10	128.44	449.54	549.46	S/L	7.0
299		BASSETT COCKTAIL TABLE	7/03/06	584.10	0.00	58.41	187.75	75.10	262.85	321.25	S/L	7.0
300		PICTURE-RIVER AND SKY	7/03/06	403.14	0.00	80.62	115.18	46.07	161.25	241.89	S/L	7.0
301		BAR STOOLS	7/03/06	1,443.64	0.00	144.36	464.03	185.61	649.64	794.00	S/L	7.0
312		DESK	1/05/07	429.98	0.00	42.99	110.56	55.28	165.84	264.14	S/L	7.0
313		WORKSTATION	1/05/07	519.97	0.00	51.99	133.70	66.85	200.55	319.42	S/L	7.0
329		CHAIR OFFICE MAX	4/11/07	259.98	0.00	25.99	58.50	33.43	91.93	168.05	S/L	7.0
330		L ARM DESK OFFICE MAX	4/11/07	199.99	0.00	19.99	45.00	25.71	70.71	129.28	S/L	7.0
331		DESK OFFICE MAX	4/11/07	499.98	0.00	49.99	112.49	64.28	176.77	323.21	S/L	7.0
332		HUTCH OFFICE MAX	4/11/07	359.95	0.00	35.99	80.99	46.28	127.27	232.68	S/L	7.0
333		NEW FURN MH	5/01/07	3,336.85	0.00	333.68	715.04	429.02	1,144.06	2,192.79	S/L	7.0
334		12 CHAIRS	5/16/07	1,091.40	0.00	109.14	222.18	140.32	362.50	728.90	S/L	7.0
335		12 CHAIRS	5/17/07	2,351.58	0.00	235.15	478.72	302.35	781.07	1,570.51	S/L	7.0
336		CHAIR	5/17/07	179.99	0.00	17.99	36.64	23.14	59.78	120.21	S/L	7.0
337		60" WRITING DESK	4/07/07	799.00	0.00	79.00	180.00	102.86	282.86	516.14	S/L	7.0
338		LIBRARY OPEN HUTCH	4/07/07	299.00	0.00	29.90	67.27	38.44	105.71	193.29	S/L	7.0
339		LIBRARY OPEN BASE	4/07/07	199.00	0.00	19.90	44.78	25.59	70.37	128.63	S/L	7.0
340		48" NANO HUTCH	4/04/07	399.00	0.00	39.99	89.76	51.29	141.05	257.95	S/L	7.0
341		48" NANO DESK	4/07/07	499.00	0.00	49.99	112.25	64.14	176.39	322.61	S/L	7.0
342		BAROLO DISPLAY CASE	4/07/07	1,699.00	0.00	169.90	382.27	218.44	600.71	1,098.29	S/L	7.0
343		TV	6/13/07	2,399.99	0.00	239.99	488.57	308.57	797.14	1,602.85	S/L	7.0
344		TERRYS FURNITURE	6/13/07	1,124.39	0.00	112.43	228.90	144.57	373.47	750.92	S/L	7.0
345		HAVERTY FURNITURE	6/13/07	858.40	0.00	85.84	174.80	110.40	285.20	573.20	S/L	7.0
346		SOFA	6/25/07	1,970.00	0.00	197.00	379.93	253.29	633.22	1,336.78	S/L	7.0
347		CHANDELIER	7/16/07	486.00	0.00	48.60	88.53	62.49	151.02	334.98	S/L	7.0
348		CHANDELIER	7/16/07	486.00	0.00	48.60	88.53	62.49	151.02	334.98	S/L	7.0
349		CHAIR OFFICE MAC	7/17/07	249.99	0.00	24.99	45.53	32.14	77.67	172.32	S/L	7.0
350		CHAIR OFFICE MAX	7/17/07	179.99	0.00	17.99	32.78	23.14	55.92	124.07	S/L	7.0
351		POTTERY BARN FURNITURE	7/19/07	2,813.19	0.00	281.31	512.41	361.70	874.11	1,939.08	S/L	7.0
352		CHAIR	8/20/07	229.99	0.00	22.99	39.43	29.57	69.00	160.99	S/L	7.0

FYE: 12/31/2009

Asset	d t	Property Description	Date In Service	Book Cost	Book Sec 179 Exp c	Book Sal Value	Book Prior Depreciation	Book Current Depreciation	Book End Depr	Book Net Book Value	Book Method	Book Period
Group: FURNITURE AND FIXTURES (continued)												
360		DISPLAY CASE	6/24/08	675.00	0.00	67.50	43.39	86.79	130.18	544.82	S/L	7.0
362		GEOMETRIC ARMLESS CHAIR	2/14/08	399.96	0.00	0.00	52.38	57.14	109.52	290.44	S/L	7.0
363		GEOMETRIC ARMLESS CHAIR	2/14/08	399.96	0.00	0.00	52.38	57.14	109.52	290.44	S/L	7.0
364		SOFA	2/14/08	694.06	0.00	0.00	90.89	99.15	190.04	504.02	S/L	7.0
365		5 X 8 RUG POTTERY BARN	6/20/08	349.00	0.00	0.00	24.93	49.86	74.79	274.21	S/L	7.0
366		RETURN DESK - SAMS	12/01/08	1,082.64	0.00	0.00	7.72	154.66	162.38	920.26	S/L	7.0
376		RUG	6/25/08	989.10	0.00	0.00	70.65	141.30	211.95	777.15	S/L	7.0
377		CHAIR & OTTOMAN	1/09/08	1,852.92	0.00	0.00	264.70	264.70	529.40	1,323.52	S/L	7.0
378		SOFA POTTERY BARN	6/23/08	2,071.40	0.00	0.00	147.96	295.91	443.87	1,627.53	S/L	7.0
379		SOFA POTTERY BARN	6/23/08	2,071.39	0.00	0.00	147.96	295.91	443.87	1,627.52	S/L	7.0
381		RUG MH	6/25/08	328.22	0.00	0.00	23.44	46.89	70.33	257.89	S/L	7.0
382		BED MH	2/26/08	535.25	0.00	0.00	63.72	76.46	140.18	395.07	S/L	7.0
383		BED MH	2/26/08	535.25	0.00	0.00	63.72	76.46	140.18	395.07	S/L	7.0
384		DRESSER MH	2/26/08	465.25	0.00	0.00	55.39	66.46	121.85	343.40	S/L	7.0
385		DRESER MH	2/26/08	465.25	0.00	0.00	55.39	66.46	121.85	343.40	S/L	7.0
387		2 WOOD TRIM CHAIRS	2/17/09	550.48	0.00c	0.00	0.00	65.53	65.53	484.95	S/L	7.0
388		2 BEDS SAMS CLUB	4/17/09	1,422.22	0.00c	0.00	0.00	135.45	135.45	1,286.77	S/L	7.0
389		FURNITURE WEIRS	5/01/09	898.00	0.00c	0.00	0.00	85.52	85.52	812.48	S/L	7.0
390		MICROWAVE	7/30/09	549.99	0.00c	0.00	0.00	32.74	32.74	517.25	S/L	7.0
392		ROCKING CHAIRS	11/03/09	604.97	0.00c	0.00	0.00	14.40	14.40	590.57	S/L	7.0
393		DESK FOR OFFICE	11/20/09	1,952.00	0.00c	0.00	0.00	23.24	23.24	1,928.76	S/L	7.0
394		2 DRWR FILE CABINET	4/20/09	699.00	0.00c	0.00	0.00	66.57	66.57	632.43	S/L	7.0
395		LABOR TO HANG CABINETS	11/03/09	1,750.00	0.00c	0.00	0.00	41.67	41.67	1,708.33	S/L	7.0
FURNITURE AND FIXTURES				82,122.31	0.00c	4,741.87	35,897.71	6,917.32	42,815.03	39,307.28		
Group: IMPROVEMENTS												
290		POOL	6/16/06	127,062.96	0.00	12,706.29	14,294.58	5,717.83	20,012.41	107,050.55	S/L	20.0
359		CARPET	1/02/08	2,400.00	0.00	240.00	308.57	308.57	617.14	1,782.86	S/L	7.0
IMPROVEMENTS				129,462.96	0.00c	12,946.29	14,603.15	6,026.40	20,629.55	108,833.41		
Group: LAND												
47		LAND - HWY 110	3/22/93	72,212.42	0.00	0.00	0.00	0.00	0.00	72,212.42	Land	0.0
73		BAXTER HOUSE LAND	2/26/96	12,319.00	0.00	0.00	0.00	0.00	0.00	12,319.00	Land	0.0
146		LOVING OFFICE LAND	6/01/99	15,831.00	0.00	0.00	0.00	0.00	0.00	15,831.00	Land	0.0
227		LAND NEW MEXICO	8/01/04	39,870.00	0.00	0.00	0.00	0.00	0.00	39,870.00	Land	0.0
269		LAND - KINGS TREASURE	8/24/06	156,081.37	0.00	0.00	0.00	0.00	0.00	156,081.37	Land	0.0
316		LAND - 1009 BAXTER	9/07/07	16,400.00	0.00	0.00	0.00	0.00	0.00	16,400.00	Land	0.0
404		LAND - KT NO 2	2/05/09	39,750.00	0.00c	0.00	0.00	0.00	0.00	39,750.00	Land	-0.0
LAND				352,463.79	0.00c	0.00	0.00	0.00	0.00	352,463.79		
Group: LANDSCAPING												
154		GRASS & SOD	6/01/99	1,952.00	0.00	195.00	1,757.00	0.00	1,757.00	195.00	S/L	10.0
176		GRAVEL AND ROADS	5/09/00	11,097.00	0.00	0.00	3,206.60	369.90	3,576.50	7,520.50	S/L	30.0
204		AEROBIC DESIGN	3/28/02	3,000.00	0.00	0.00	2,025.00	300.00	2,325.00	675.00	S/L	10.0

FYE: 12/31/2009

Asset	d t	Property Description	Date In Service	Book Cost	Book Sec 179 Exp c	Book Sal Value	Book Prior Depreciation	Book Current Depreciation	Book End Depr	Book Net Book Value	Book Method	Book Period
Group: LANDSCAPING (continued)												
358		LANDSCAPING	2/13/08	2,300.60	0.00	0.00	54.07	58.99	113.06	2,187.54	S/L	39.0
		LANDSCAPING		18,349.60	0.00c	195.00	7,042.67	728.89	7,771.56	10,578.04		
Group: MACHINERY & EQUIP												
3	d	A/V SYSTEM	1/01/84	545.00	0.00	55.00	490.00	0.00	490.00	55.00	S/L	5.0
54		ALARM SYSTEM	11/24/93	2,500.00	0.00	0.00	2,500.00	0.00	2,500.00	0.00	S/L	5.0
65		SAMS AIR COMPRESSOR	10/21/95	220.00	0.00	0.00	220.00	0.00	220.00	0.00	S/L	5.0
67	d	DICTAPHONE	11/28/95	220.00	0.00	0.00	220.00	0.00	220.00	0.00	S/L	5.0
75		3 OVENS	3/06/96	3,705.00	0.00	371.00	3,334.00	0.00	3,334.00	371.00	S/L	5.0
78		COMPUTER	5/17/96	1,996.00	0.00	200.00	1,796.00	0.00	1,796.00	200.00	S/L	5.0
88		TABLE SAW	2/25/97	179.00	0.00	18.00	161.00	0.00	161.00	18.00	S/L	5.0
90		SHOW TOPPERS	5/05/97	3,354.00	0.00	335.00	3,019.00	0.00	3,019.00	335.00	S/L	5.0
93		SHOW TOPPERS	6/04/97	1,194.00	0.00	119.00	1,075.00	0.00	1,075.00	119.00	S/L	5.0
132		ICE MACHINE	6/01/98	1,825.00	0.00	183.00	1,642.00	0.00	1,642.00	183.00	S/L	5.0
133		2 STAGE PUMP	6/01/98	1,357.00	0.00	136.00	1,221.00	0.00	1,221.00	136.00	S/L	5.0
137		5 MECHANICAL DOLLS	6/01/98	1,210.00	0.00	121.00	1,089.00	0.00	1,089.00	121.00	S/L	5.0
139		HPGMP LASERJET PUMP	6/01/98	1,003.00	0.00	100.00	903.00	0.00	903.00	100.00	S/L	5.0
144		FUSON TRAILER IMPROVEMEN	6/01/99	7,500.00	0.00	750.00	2,250.00	225.00	2,475.00	5,025.00	S/L	30.0
177		RIDING LAWNMOWER	5/31/00	7,199.00	0.00	0.00	7,199.00	0.00	7,199.00	0.00	S/L	5.0
181		LAPTOP DIRECTOR OFFICE	6/12/00	3,967.00	0.00	0.00	3,967.00	0.00	3,967.00	0.00	S/L	5.0
197		2 TON AC UNIT	6/04/01	1,100.00	0.00	0.00	1,100.00	0.00	1,100.00	0.00	S/L	5.0
198		COMPUTER EQUIPMENT	6/07/01	2,100.00	0.00	0.00	2,100.00	0.00	2,100.00	0.00	S/L	5.0
199		COMPUTER	11/09/01	1,159.00	0.00	0.00	1,159.00	0.00	1,159.00	0.00	S/L	5.0
230		PROJECTOR	1/12/05	1,036.98	0.00	103.69	746.64	186.65	933.29	103.69	S/L	5.0
237		IMAC COMPUTER	8/01/05	1,825.04	0.00	182.50	1,122.41	328.51	1,450.92	374.12	S/L	5.0
241		WHIRPOOL WASHER	4/05/05	1,345.00	0.00	134.50	907.88	242.10	1,149.98	195.02	S/L	5.0
242		WHIRPOOL WASHER	4/05/05	1,345.00	0.00	134.50	907.88	242.10	1,149.98	195.02	S/L	5.0
243		WHIRPOOL DRYER	4/05/05	1,099.00	0.00	109.90	741.83	197.82	939.65	159.35	S/L	5.0
244		WHIRLPOOL DRYER	4/05/05	1,099.00	0.00	109.90	741.83	197.82	939.65	159.35	S/L	5.0
245		PROJECTOR	5/11/05	5,025.70	0.00	502.57	3,316.97	904.63	4,221.60	804.10	S/L	5.0
246		SHIMADZU ULTRASOUND	5/13/05	22,150.00	0.00	2,215.00	14,619.00	3,987.00	18,606.00	3,544.00	S/L	5.0
249		I BOOK COMPUTER	6/08/05	1,419.18	0.00	141.91	915.36	255.45	1,170.81	248.37	S/L	5.0
250		PROJECTOR CASE	6/15/05	219.00	0.00	21.90	141.26	39.42	180.68	38.32	S/L	5.0
251		I BOOK (jf) 14"	8/10/05	1,541.48	0.00	154.14	948.02	277.47	1,225.49	315.99	S/L	5.0
252		TIGER MAC	9/01/05	1,089.66	0.00	108.96	653.80	196.14	849.94	239.72	S/L	5.0
253		DISHWASHER	5/06/05	350.00	0.00	35.00	231.00	63.00	294.00	56.00	S/L	5.0
254		SURROUND SYSTEM/SPEAKER	5/06/05	1,500.00	0.00	150.00	990.00	270.00	1,260.00	240.00	S/L	5.0
276		CHAIN SAW	8/01/06	403.47	0.00	40.34	125.37	51.88	177.25	226.22	S/L	7.0
277		GAS STOVE	12/18/06	332.00	0.00	33.20	85.38	42.69	128.07	203.93	S/L	7.0
280		MICROWAVE	6/01/06	335.00	0.00	33.50	111.27	43.07	154.34	180.66	S/L	-7.0
281		DISHWASHER	6/01/06	995.00	0.00	99.50	330.49	127.93	458.42	536.58	S/L	7.0
282		APPLIANCES - DONS	6/01/06	3,085.13	0.00	308.51	1,024.71	396.66	1,421.37	1,663.76	S/L	7.0
283		VENT HOOD	6/01/06	325.00	0.00	32.50	107.96	41.79	149.75	175.25	S/L	7.0
284		REFRIGERATOR	6/01/06	2,000.00	0.00	200.00	664.28	257.14	921.42	1,078.58	S/L	7.0
285		GAS FRYER	6/01/06	1,725.00	0.00	172.50	572.96	221.79	794.75	930.25	S/L	7.0
286		COOKTOP/GRIDDLE	6/01/06	4,624.00	0.00	462.40	1,535.82	594.51	2,130.33	2,493.67	S/L	7.0
287		STAINLESS TABLE	6/01/06	875.00	0.00	87.50	290.63	112.50	403.13	471.87	S/L	7.0

FYE: 12/31/2009

Asset	d t	Property Description	Date In Service	Book Cost	Book Sec 179 Exp c	Book Sal Value	Book Prior Depreciation	Book Current Depreciation	Book End Depr	Book Net Book Value	Book Method	Book Period
Group: MACHINERY & EQUIP (continued)												
289		POOL FENCE	6/15/06	2,087.00	0.00	208.70	693.19	268.33	961.52	1,125.48	S/L	7.0
295		MIXER	6/05/06	330.00	0.00	33.00	109.61	42.43	152.04	177.96	S/L	7.0
302		PHONE SYSTEM	6/14/06	1,925.00	0.00	192.50	895.13	346.50	1,241.63	683.37	S/L	5.0
304	d	TRACTOR-MONTANA ZERO	6/28/06	7,700.00	0.00	770.00	2,475.00	412.50	2,887.50	4,812.50	S/L	7.0
306		KT SIGN	12/07/07	2,445.00	0.00	244.50	476.77	440.10	916.87	1,528.13	S/L	5.0
311		SIGN - KINGS TREASURER	12/06/07	19,120.00	0.00	1,912.00	1,242.80	1,147.20	2,390.00	16,730.00	S/L	15.0
314		PRESSURE WASHER	4/09/07	394.98	0.00	39.49	88.87	50.78	139.65	255.33	S/L	7.0
317		BEST BUY CAMER	2/21/07	708.93	0.00	70.89	167.11	91.15	258.26	450.67	S/L	7.0
320		LEAF SUPER VAC	12/06/07	1,099.00	0.00	109.90	153.07	141.30	294.37	804.63	S/L	7.0
386		CELL TOWER	2/05/09	80,000.00	0.00c	0.00	0.00	4,888.89	4,888.89	75,111.11	S/L	15.0
398		TURF TIGER MOWER	5/18/09	11,300.00	0.00c	0.00	0.00	941.67	941.67	10,358.33	S/L	7.0
399		MOHAWK CUTTER TURF TIGER	6/05/09	1,024.00	0.00c	0.00	0.00	85.33	85.33	938.67	S/L	7.0
400		SONY CAMCORDER EQUIP	10/20/09	902.61	0.00c	0.00	0.00	21.49	21.49	881.12	S/L	7.0
409		FREEZER	12/09/09	595.84	0.00c	0.00	0.00	7.09	7.09	588.75	S/L	7.0
411		DISHWASHER ELECTRICAL	10/21/09	2,295.73	0.00c	0.00	0.00	54.66	54.66	2,241.07	S/L	7.0
MACHINERY & EQUIP				230,005.73	0.00c	11,543.40	73,579.30	18,442.49	92,021.79	137,983.94		
*Less: Dispositions and Transfers				8,465.00	0.00	825.00	3,185.00	0.00	3,597.50	4,867.50		
Net MACHINERY & EQUIP				<u>221,540.73</u>	<u>0.00c</u>	<u>10,718.40</u>	<u>70,394.30</u>	<u>18,442.49</u>	<u>88,424.29</u>	<u>133,116.44</u>		
Group: OFFICE EQUIPMENT												
318		PROJECTOR SYSTEM	4/16/07	1,198.05	0.00	119.80	256.73	154.04	410.77	787.28	S/L	7.0
319		VIDEO PROJECTOR	9/16/07	944.96	0.00	94.49	151.87	121.50	273.37	671.59	S/L	7.0
321		VOICE MAIL SYSTEM	2/16/07	1,460.00	0.00	146.00	481.80	262.80	744.60	715.40	S/L	5.0
356		SECURITY CAMERA	1/24/08	1,567.21	0.00	156.72	184.71	201.50	386.21	1,181.00	S/L	7.0
375		ANSI LUMEN PROJECTOR	2/04/08	1,997.99	0.00	0.00	261.64	285.43	547.07	1,450.92	S/L	7.0
OFFICE EQUIPMENT				<u>7,168.21</u>	<u>0.00c</u>	<u>517.01</u>	<u>1,336.75</u>	<u>1,025.27</u>	<u>2,362.02</u>	<u>4,806.19</u>		
Group: PHONES												
229		PHONES	1/01/05	4,619.28	0.00	461.93	3,325.88	831.47	4,157.35	461.93	S/L	5.0
PHONES				<u>4,619.28</u>	<u>0.00c</u>	<u>461.93</u>	<u>3,325.88</u>	<u>831.47</u>	<u>4,157.35</u>	<u>461.93</u>		
Group: SIGN												
228		SIGN	9/20/04	4,320.00	0.00	432.00	3,369.60	518.40	3,888.00	432.00	S/L	5.0
238		PHC MARQUE	8/12/05	3,055.50	0.00	305.55	1,879.13	549.99	2,429.12	626.38	S/L	5.0
265		SIGN - KT	6/14/06	1,200.00	0.00	120.00	558.00	216.00	774.00	426.00	S/L	5.0
266		SIGN - KT	11/03/06	10,295.66	0.00	1,029.57	4,015.31	1,853.22	5,868.53	4,427.13	S/L	5.0
SIGN				<u>18,871.16</u>	<u>0.00c</u>	<u>1,887.12</u>	<u>9,822.04</u>	<u>3,137.61</u>	<u>12,959.65</u>	<u>5,911.51</u>		
Group: SOFTWARE												
236		SOFTWARE	8/01/05	733.95	0.00	0.00	501.53	146.79	648.32	85.63	S/L	5.0
308		SOFTWARE FOR MAC	4/01/07	864.95	0.00	0.00	302.73	172.99	475.72	389.23	S/L	5.0

FYE: 12/31/2009

Asset	d t	Property Description	Date In Service	Book Cost	Book Sec 179 Exp c	Book Sal Value	Book Prior Depreciation	Book Current Depreciation	Book End Depr	Book Net Book Value	Book Method	Book Period
Group: SOFTWARE (continued)												
		SOFTWARE		1,598.90	0.00c	0.00	804.26	319.78	1,124.04	474.86		
Group: VEHICLES												
107		1997 TOYOTA CAMRY	5/01/98	10,886.00	0.00	1,083.00	9,803.00	0.00	9,803.00	1,083.00	S/L	5.0
186		FLATBED TRAILER	10/13/00	870.00	0.00	130.00	740.00	0.00	740.00	130.00	S/L	5.0
190		2 GOLF CARTS	12/20/00	3,715.00	0.00	371.50	3,343.50	0.00	3,343.50	371.50	S/L	5.0
208	d	91 CHEV SUBURBAN	6/10/02	7,375.00	0.00	737.50	6,637.50	0.00	6,637.50	737.50	S/L	5.0
213		91 RANGER TRAILER	8/20/02	11,251.00	0.00	1,125.10	10,125.90	0.00	10,125.90	1,125.10	S/L	5.0
214		2002 TOYOTA SIENNA VAN	11/07/02	18,907.00	0.00	1,890.70	13,613.04	3,403.26	17,016.30	1,890.70	S/L	5.0
231		BOX TRUCK	4/19/05	6,800.00	0.00	680.00	4,488.00	1,224.00	5,712.00	1,088.00	S/L	5.0
261		1988 FORD F 250	6/10/05	7,309.00	0.00	1,309.00	4,300.00	1,200.00	5,500.00	1,809.00	S/L	5.0
267		SIGN ON TRUCK	9/28/06	1,179.75	0.00	117.98	477.79	212.35	690.14	489.61	S/L	5.0
270		92 VOLVO GL 240 4DR SEDAN	4/12/06	2,800.00	0.00	280.00	1,386.00	504.00	1,890.00	910.00	S/L	5.0
353		2007 TOYOTA COROLLA	4/17/07	15,024.19	0.00	1,502.41	4,507.26	2,704.36	7,211.62	7,812.57	S/L	5.0
354		2007 TOYOTA COROLLA	4/17/07	16,474.79	0.00	1,647.48	4,942.43	2,965.46	7,907.89	8,566.90	S/L	5.0
355		1996 TARUS	9/12/07	1,480.00	0.00	148.00	355.20	266.40	621.60	858.40	S/L	5.0
361		1992 CHEV TRUCK GM4	7/31/08	4,720.00	0.00	460.00	355.00	852.00	1,207.00	3,513.00	S/L	5.0
406		2000 SUBURBAN=ROGERS	2/03/09	4,635.00	0.00c	0.00	0.00	849.75	849.75	3,785.25	S/L	5.0
		VEHICLES		113,426.73	0.00c	11,482.67	65,074.62	14,181.58	79,256.20	34,170.53		
		*Less: Dispositions and Transfers		7,375.00	0.00	737.50	6,637.50	0.00	6,637.50	737.50		
		Net VEHICLES		106,051.73	0.00c	10,745.17	58,437.12	14,181.58	72,618.70	33,433.03		
		Grand Total		2,442,591.37	0.00c	749,376.62	509,092.37	82,201.61	591,293.98	1,851,297.39		
		Less: Dispositions and Transfers		21,794.71	0.00	1,919.00	13,621.93	0.00	14,447.10	7,347.61		
		Net Grand Total		2,420,796.66	0.00c	747,457.62	495,470.44	82,201.61	576,846.88	1,843,949.78		

Book Current Year Disposals

FYE: 12/31/2009

<u>Asset</u>	<u>Property Description</u>	<u>Disposal Date</u>	<u>Disposal Method</u>	<u>Book Cost/Basis</u>	<u>Gross Proceeds</u>	<u>Expense of Sale</u>	<u>Unrecovered Book Cost</u>	<u>Book Gain/Loss</u>
<u>Group: COMPUTERS</u>								
217	POWERBOOK G4 COMPUTER	12/31/09	Sold	2,385.00	0.00	0.00	0.00	0.00
275	VIDEO WALKMAN	12/31/09	Sold	1,015.00	0.00	0.00	299.42	-299.42
307	15" MACBOOK PRO	6/28/09	Sold	2,554.71	300.00	0.00	1,443.19	-1,143.19
	COMPUTERS			<u>5,954.71</u>	<u>300.00</u>	<u>0.00</u>	<u>1,742.61</u>	<u>-1,442.61</u>
<u>Group: MACHINERY & EQUIP</u>								
3	A/V SYSTEM	12/31/09	Sold	545.00	0.00	0.00	55.00	-55.00
67	DICTAPHONE	12/31/09	Sold	220.00	0.00	0.00	0.00	0.00
304	TRACTOR-MONTANA ZERO	5/19/09	Sold	7,700.00	5,000.00	0.00	4,812.50	187.50
	MACHINERY & EQUIP			<u>8,465.00</u>	<u>5,000.00</u>	<u>0.00</u>	<u>4,867.50</u>	<u>132.50</u>
<u>Group: VEHICLES</u>								
208	91 CHEV SUBURBAN	7/01/09	Sold	7,375.00	500.00	0.00	737.50	-237.50
	VEHICLES			<u>7,375.00</u>	<u>500.00</u>	<u>0.00</u>	<u>737.50</u>	<u>-237.50</u>
	Grand Total			<u>21,794.71</u>	<u>5,800.00</u>	<u>0.00</u>	<u>7,347.61</u>	<u>-1,547.61</u>

LIVING ALTERNATIVES, INC.
75-2425265
DEPRECIATION ELECTION

THE ORGANIZATION ELECTS TO USE STRAIGHT LINE DEPRECIATION
UNDER IRC SEC 168(b)(3)(D) FOR BOTH BOOK AND TAX COMPUTATIONS
FOR THE FOLLOWING CLASS OF ASSETS:

5 YEAR
7 YEAR
15 YEAR
39 YEAR