



See a Social Security Number? Say Something!  
Report Privacy Problems to <https://public.resource.org/privacy>  
Or call the IRS Identity Theft Hotline at 1-800-908-4490



**Return of Private Foundation**  
**or Section 4947(a)(1) Nonexempt Charitable Trust**  
**Treated as a Private Foundation**

**2009**

Department of the Treasury  
Internal Revenue Service

Note The foundation may be able to use a copy of this return to satisfy state reporting requirements.


For calendar year 2009, or tax year beginning \_\_\_\_\_, and ending \_\_\_\_\_

G Check all that apply:  Initial return  Initial return of a former public charity  Final return  
 Amended return  Address change  Name change

|   |  |  |
|---|--|--|
| Use the IRS label. Otherwise, print or type. See Specific Instructions.   | Name of foundation<br><b>THE PHILIP R. JONSSON FOUNDATION</b>  | A Employer identification number<br><b>75-1552642</b>  |
|   | <b>C/O SIGNAL MEDIA CORPORATION</b>  | B Telephone number<br><b>(501) 664-9410</b>  |
|   | Number and street (or P O box number if mail is not delivered to street address) Room/suite<br><b>2400 COTTONDALE LANE</b> | C If exemption application is pending, check here <input type="checkbox"/><br>D 1. Foreign organizations, check here <input type="checkbox"/><br>2. Foreign organizations meeting the 85% test, check here and attach computation <input type="checkbox"/> |
| City or town, state, and ZIP code<br><b>LITTLE ROCK, AR 72202</b>   |  | E If private foundation status was terminated under section 507(b)(1)(A), check here <input type="checkbox"/><br>F If the foundation is in a 60-month termination under section 507(b)(1)(B), check here <input type="checkbox"/>                          |
| H Check type of organization: <input checked="" type="checkbox"/> Section 501(c)(3) exempt private foundation<br><input type="checkbox"/> Section 4947(a)(1) nonexempt charitable trust <input type="checkbox"/> Other taxable private foundation |  |  |
| I Fair market value of all assets at end of year (from Part II, col (c), line 16)<br>\$ <b>5,629,321.</b> (Part I, column (d) must be on cash basis.)   |  | J Accounting method: <input checked="" type="checkbox"/> Cash <input type="checkbox"/> Accrual<br><input type="checkbox"/> Other (specify) _____   |

| Part I Analysis of Revenue and Expenses<br><small>(The total of amounts in columns (b), (c), and (d) may not necessarily equal the amounts in column (a))</small> | (a) Revenue and expenses per books | (b) Net investment income | (c) Adjusted net income | (d) Disbursements for charitable purposes (cash basis only) |
|---|------------------------------------|---------------------------|-------------------------|---|
| 1 Contributions, gifts, grants, etc., received  |                                    |                           | N/A                     |   |
| 2 Check <input checked="" type="checkbox"/> if the foundation is not required to attach Sch B   |                                    |                           |                         |   |
| 3 Interest on savings and temporary cash investments  |                                    |                           |                         |   |
| 4 Dividends and interest from securities  | 135,647.                           | 135,647.                  |                         | STATEMENT 1   |
| 5a Gross rents  |                                    |                           |                         |   |
| b Net rental income or (loss)   |                                    |                           |                         |   |
| 6a Net gain or (loss) from sale of assets not on line 10  | -132,112.                          |                           |                         |   |
| b Gross sales price for all assets on line 6a <b>534,587.</b>   |                                    |                           |                         |   |
| 7 Capital gain net income (from Part IV, line 2)  |                                    | 0.                        |                         |   |
| 8 Net short-term capital gain   |                                    |                           |                         |   |
| 9 Income modifications  |                                    |                           |                         |   |
| 10a Gross sales less returns and allowances   |                                    |                           |                         |   |
| b Less Cost of goods sold   |                                    |                           |                         |   |
| c Gross profit or (loss)  |                                    |                           |                         |   |
| 11 Other income   | 1,215.                             | 1,215.                    |                         | STATEMENT 2   |
| 12 Total. Add lines 1 through 11  | 4,750.                             | 136,862.                  |                         |   |
| 13 Compensation of officers, directors, trustees, etc   | 0.                                 | 0.                        |                         | 0.  |
| 14 Other employee salaries and wages  |                                    |                           |                         |   |
| 15 Pension plans, employee benefits   |                                    |                           |                         |   |
| 16a Legal fees  |                                    |                           |                         |   |
| b Accounting fees <b>STMT 3</b>   | 75.                                | 0.                        |                         | 0.  |
| c Other professional fees <b>STMT 4</b>   | 35,004.                            | 35,004.                   |                         | 0.  |
| 17 Interest   |                                    |                           |                         |   |
| 18 Taxes <b>RECEIVED STMT 5</b>   | 2,520.                             | 2,520.                    |                         | 0.  |
| 19 Depreciation and depletion   |                                    |                           |                         |   |
| 20 Occupancy  |                                    |                           |                         |   |
| 21 Travel, conferences, and meetings <b>AUG 27 2010</b>   | 2,464.                             | 0.                        |                         | 0.  |
| 22 Printing and publications  |                                    |                           |                         |   |
| 23 Other expenses <b>OGDEN, UT STMT 6</b>   | 772.                               | 0.                        |                         | 0.  |
| 24 Total operating and administrative expenses. Add lines 13 through 23   | 40,835.                            | 37,524.                   |                         | 0.  |
| 25 Contributions, gifts, grants paid  | 470,000.                           |                           |                         | 470,000.  |
| 26 Total expenses and disbursements. Add lines 24 and 25  | 510,835.                           | 37,524.                   |                         | 470,000.  |
| 27 Subtract line 26 from line 12:   |                                    |                           |                         |   |
| a Excess of revenue over expenses and disbursements   | -506,085.                          |                           |                         |   |
| b Net investment income (if negative, enter -0-)  |                                    | 99,338.                   |                         |   |
| c Adjusted net income (if negative, enter -0-)  |                                    |                           | N/A                     |   |

AUG 27 2010



| Part II Balance Sheets      |   | Attached schedules and amounts in the description column should be for end-of-year amounts only |                | Beginning of year     | End of year |            |
|-----------------------------|---|---|----------------|-----------------------|-------------|------------|
|                             |   | (a) Book Value  | (b) Book Value | (c) Fair Market Value |             |            |
| Assets                      | 1   | Cash - non-interest-bearing   |                | 43,363.               | 42,394.     | 42,394.    |
|                             | 2   | Savings and temporary cash investments  |                |                       |             |            |
|                             | 3   | Accounts receivable ▶   |                |                       |             |            |
|                             |   | Less: allowance for doubtful accounts ▶   |                |                       |             |            |
|                             | 4   | Pledges receivable ▶  |                |                       |             |            |
|                             |   | Less: allowance for doubtful accounts ▶   |                |                       |             |            |
|                             | 5   | Grants receivable   |                |                       |             |            |
|                             | 6   | Receivables due from officers, directors, trustees, and other disqualified persons              |                |                       |             |            |
|                             | 7   | Other notes and loans receivable ▶  |                |                       |             |            |
|                             |   | Less: allowance for doubtful accounts ▶   |                |                       |             |            |
|                             | 8   | Inventories for sale or use   |                |                       |             |            |
|                             | 9   | Prepaid expenses and deferred charges   |                |                       |             |            |
|                             | 10a   | Investments - U.S. and state government obligations   |                |                       |             |            |
|                             | b   | Investments - corporate stock   | STMT 7         | 1,161,441.            | 1,177,517.  | 2,162,354. |
|                             | c   | Investments - corporate bonds   |                |                       |             |            |
| 11                          | Investments - land, buildings, and equipment: basis ▶                                     |   |                |                       |             |            |
|                             | Less: accumulated depreciation ▶  |   |                |                       |             |            |
| 12                          | Investments - mortgage loans  |   |                |                       |             |            |
| 13                          | Investments - other   | STMT 8  | 3,331,935.     | 2,810,743.            | 3,424,573.  |            |
| 14                          | Land, buildings, and equipment: basis ▶   |   |                |                       |             |            |
|                             | Less: accumulated depreciation ▶  |   |                |                       |             |            |
| 15                          | Other assets (describe ▶)   |   |                |                       |             |            |
| 16                          | <b>Total assets (to be completed by all filers)</b>                                       |   | 4,536,739.     | 4,030,654.            | 5,629,321.  |            |
| Liabilities                 | 17  | Accounts payable and accrued expenses   |                |                       |             |            |
|                             | 18  | Grants payable  |                |                       |             |            |
|                             | 19  | Deferred revenue  |                |                       |             |            |
|                             | 20  | Loans from officers, directors, trustees, and other disqualified persons                        |                |                       |             |            |
|                             | 21  | Mortgages and other notes payable   |                |                       |             |            |
|                             | 22  | Other liabilities (describe ▶)  |                |                       |             |            |
| 23                          | <b>Total liabilities (add lines 17 through 22)</b>  |   | 0.             | 0.                    |             |            |
| Net Assets or Fund Balances | Foundations that follow SFAS 117, check here ▶ <input type="checkbox"/>                   |   |                |                       |             |            |
|                             | and complete lines 24 through 26 and lines 30 and 31.                                     |   |                |                       |             |            |
|                             | 24  | Unrestricted  |                |                       |             |            |
|                             | 25  | Temporarily restricted  |                |                       |             |            |
|                             | 26  | Permanently restricted  |                |                       |             |            |
|                             | Foundations that do not follow SFAS 117, check here ▶ <input checked="" type="checkbox"/> |   |                |                       |             |            |
|                             | and complete lines 27 through 31  |   |                |                       |             |            |
|                             | 27  | Capital stock, trust principal, or current funds  |                | 0.                    | 0.          |            |
| 28                          | Paid-in or capital surplus, or land, bldg., and equipment fund                            |   | 0.             | 0.                    |             |            |
| 29                          | Retained earnings, accumulated income, endowment, or other funds                          |   | 4,536,739.     | 4,030,654.            |             |            |
| 30                          | <b>Total net assets or fund balances</b>  |   | 4,536,739.     | 4,030,654.            |             |            |
| 31                          | <b>Total liabilities and net assets/fund balances</b>                                     |   | 4,536,739.     | 4,030,654.            |             |            |

Part III Analysis of Changes in Net Assets or Fund Balances

|   |   |   |                   |
|---|---|---|-------------------|
| 1 | Total net assets or fund balances at beginning of year - Part II, column (a), line 30<br>(must agree with end-of-year figure reported on prior year's return) | 1 | 4,536,739.        |
| 2 | Enter amount from Part I, line 27a  | 2 | -506,085.         |
| 3 | Other increases not included in line 2 (itemize) ▶  | 3 | 0.                |
| 4 | Add lines 1, 2, and 3   | 4 | 4,030,654.        |
| 5 | Decreases not included in line 2 (itemize) ▶  | 5 | 0.                |
| 6 | <b>Total net assets or fund balances at end of year (line 4 minus line 5) - Part II, column (b), line 30</b>  | 6 | <b>4,030,654.</b> |

THE PHILIP R. JONSSON FOUNDATION

Form 990-PF (2009)

C/O SIGNAL MEDIA CORPORATION

75-1552642

Page 3

**Part IV Capital Gains and Losses for Tax on Investment Income**

| (a) List and describe the kind(s) of property sold (e.g., real estate, 2-story brick warehouse; or common stock, 200 shs. MLC Co.) | (b) How acquired<br>P - Purchase<br>D - Donation | (c) Date acquired<br>(mo., day, yr.) | (d) Date sold<br>(mo., day, yr.) |
|--|--|--------------------------------------|----------------------------------|
| 1a   |  |                                      |                                  |
| b  | <b>SEE ATTACHED STATEMENT</b>                    |                                      |                                  |
| c  |  |                                      |                                  |
| d  |  |                                      |                                  |
| e  |  |                                      |                                  |

| (e) Gross sales price | (f) Depreciation allowed<br>(or allowable) | (g) Cost or other basis<br>plus expense of sale | (h) Gain or (loss)<br>(e) plus (f) minus (g) |
|-----------------------|--|---|--|
| a                     |  |   |  |
| b                     |  |   |  |
| c                     |  |   |  |
| d                     |  |   |  |
| e                     | 534,587.                                   | 461,167.  | -132,112.                                    |

| (i) F.M.V. as of 12/31/69 | (j) Adjusted basis<br>as of 12/31/69 | (k) Excess of col. (i)<br>over col. (j), if any | (l) Gains (Col. (h) gain minus<br>col. (k), but not less than -0-) or<br>Losses (from col. (h)) |
|---------------------------|--------------------------------------|---|---|
| a                         |                                      |   |   |
| b                         |                                      |   |   |
| c                         |                                      |   |   |
| d                         |                                      |   |   |
| e                         |                                      |   | -132,112.   |

|   |   |   |           |
|---|---|---|-----------|
| 2 | Capital gain net income or (net capital loss)<br>{ If gain, also enter in Part I, line 7<br>If (loss), enter -0- in Part I, line 7 }  | 2 | -132,112. |
| 3 | Net short-term capital gain or (loss) as defined in sections 1222(5) and (6):<br>If gain, also enter in Part I, line 8, column (c).<br>If (loss), enter -0- in Part I, line 8 | 3 | N/A       |

**Part V Qualification Under Section 4940(e) for Reduced Tax on Net Investment Income**

(For optional use by domestic private foundations subject to the section 4940(a) tax on net investment income.)

If section 4940(d)(2) applies, leave this part blank.

Was the foundation liable for the section 4942 tax on the distributable amount of any year in the base period?  Yes  No

If "Yes," the foundation does not qualify under section 4940(e). Do not complete this part.

1 Enter the appropriate amount in each column for each year; see instructions before making any entries.

| (a) Base period years<br>Calendar year (or tax year beginning in) | (b) Adjusted qualifying distributions | (c) Net value of noncharitable-use assets | (d) Distribution ratio<br>(col. (b) divided by col. (c)) |
|---|---------------------------------------|---|--|
| 2008  | 649,754.                              | 6,526,973.                                | .099549  |
| 2007  | 728,363.                              | 7,865,009.                                | .092608  |
| 2006  | 608,430.                              | 7,465,702.                                | .081497  |
| 2005  | 551,540.                              | 7,212,583.                                | .076469  |
| 2004  | 474,232.                              | 6,990,200.                                | .067842  |

|   |  |   |            |
|---|--|---|------------|
| 2 | Total of line 1, column (d)  | 2 | .417965    |
| 3 | Average distribution ratio for the 5-year base period - divide the total on line 2 by 5, or by the number of years the foundation has been in existence if less than 5 years | 3 | .083593    |
| 4 | Enter the net value of noncharitable-use assets for 2009 from Part X, line 5   | 4 | 4,978,662. |
| 5 | Multiply line 4 by line 3  | 5 | 416,181.   |
| 6 | Enter 1% of net investment income (1% of Part I, line 27b)   | 6 | 993.       |
| 7 | Add lines 5 and 6  | 7 | 417,174.   |
| 8 | Enter qualifying distributions from Part XII, line 4   | 8 | 470,000.   |

If line 8 is equal to or greater than line 7, check the box in Part VI, line 1b, and complete that part using a 1% tax rate. See the Part VI instructions.

**Part VI Excise Tax Based on Investment Income (Section 4940(a), 4940(b), 4940(e), or 4948 - see instructions)**

|  |    |        |      |
|--|----|--------|------|
| 1a Exempt operating foundations described in section 4940(d)(2), check here <input type="checkbox"/> and enter "N/A" on line 1.<br>Date of ruling or determination letter: _____ (attach copy of letter if necessary-see instructions) |    |        |      |
| b Domestic foundations that meet the section 4940(e) requirements in Part V, check here <input checked="" type="checkbox"/> and enter 1% of Part I, line 27b   |    | 1      | 993. |
| c All other domestic foundations enter 2% of line 27b. Exempt foreign organizations enter 4% of Part I, line 12, col. (b)  |    |        |      |
| 2 Tax under section 511 (domestic section 4947(a)(1) trusts and taxable foundations only. Others enter -0-)  |    | 2      | 0.   |
| 3 Add lines 1 and 2  |    | 3      | 993. |
| 4 Subtitle A (income) tax (domestic section 4947(a)(1) trusts and taxable foundations only. Others enter -0-)  |    | 4      | 0.   |
| 5 Tax based on investment income. Subtract line 4 from line 3. If zero or less, enter -0-  |    | 5      | 993. |
| 6 Credits/Payments:  |    |        |      |
| a 2009 estimated tax payments and 2008 overpayment credited to 2009  | 6a | 1,920. |      |
| b Exempt foreign organizations - tax withheld at source  | 6b |        |      |
| c Tax paid with application for extension of time to file (Form 8868)  | 6c |        |      |
| d Backup withholding erroneously withheld  | 6d |        |      |
| 7 Total credits and payments. Add lines 6a through 6d  | 7  | 1,920. |      |
| 8 Enter any penalty for underpayment of estimated tax. Check here <input type="checkbox"/> if Form 2220 is attached  | 8  |        |      |
| 9 Tax due. If the total of lines 5 and 8 is more than line 7, enter amount owed  | 9  |        |      |
| 10 Overpayment. If line 7 is more than the total of lines 5 and 8, enter the amount overpaid   | 10 | 927.   |      |
| 11 Enter the amount of line 10 to be: Credited to 2010 estimated tax <input type="checkbox"/> 927. Refunded <input checked="" type="checkbox"/> 0.   | 11 | 0.     |      |

**Part VII-A Statements Regarding Activities**

|   | Yes | No |
|---|-----|----|
| 1a During the tax year, did the foundation attempt to influence any national, state, or local legislation or did it participate or intervene in any political campaign?   |     | X  |
| 1b Did it spend more than \$100 during the year (either directly or indirectly) for political purposes (see instructions for definition)?<br>If the answer is "Yes" to 1a or 1b, attach a detailed description of the activities and copies of any materials published or distributed by the foundation in connection with the activities |     | X  |
| 1c Did the foundation file Form 1120-POL for this year?   |     | X  |
| 2 Enter the amount (if any) of tax on political expenditures (section 4955) imposed during the year:<br>(1) On the foundation. <input type="checkbox"/> \$ 0. (2) On foundation managers. <input type="checkbox"/> \$ 0.  |     |    |
| e Enter the reimbursement (if any) paid by the foundation during the year for political expenditure tax imposed on foundation managers. <input type="checkbox"/> \$ 0.  |     |    |
| 2 Has the foundation engaged in any activities that have not previously been reported to the IRS?<br>If "Yes," attach a detailed description of the activities.   |     | X  |
| 3 Has the foundation made any changes, not previously reported to the IRS, in its governing instrument, articles of incorporation, or bylaws, or other similar instruments? If "Yes," attach a conformed copy of the changes  |     | X  |
| 4a Did the foundation have unrelated business gross income of \$1,000 or more during the year?  |     | X  |
| b If "Yes," has it filed a tax return on Form 990-T for this year?  | N/A |    |
| 5 Was there a liquidation, termination, dissolution, or substantial contraction during the year?<br>If "Yes," attach the statement required by General Instruction T.   |     | X  |
| 6 Are the requirements of section 508(e) (relating to sections 4941 through 4945) satisfied either:<br>• By language in the governing instrument, or<br>• By state legislation that effectively amends the governing instrument so that no mandatory directions that conflict with the state law remain in the governing instrument?      | X   |    |
| 7 Did the foundation have at least \$5,000 in assets at any time during the year?<br>If "Yes," complete Part II, col. (c), and Part XV.   | X   |    |
| 8a Enter the states to which the foundation reports or with which it is registered (see instructions) <input type="checkbox"/> TX   |     |    |
| b If the answer is "Yes" to line 7, has the foundation furnished a copy of Form 990-PF to the Attorney General (or designate) of each state as required by General Instruction G? If "No," attach explanation   | X   |    |
| 9 Is the foundation claiming status as a private operating foundation within the meaning of section 4942(j)(3) or 4942(j)(5) for calendar year 2009 or the taxable year beginning in 2009 (see instructions for Part XIV)? If "Yes," complete Part XIV  |     | X  |
| 10 Did any persons become substantial contributors during the tax year? If "Yes," attach a schedule listing their names and addresses   |     | X  |

**Part VII-A Statements Regarding Activities** (continued)

|    |  |    |   |   |
|----|--|----|---|---|
| 11 | At any time during the year, did the foundation, directly or indirectly, own a controlled entity within the meaning of section 512(b)(13)? If "Yes," attach schedule (see instructions)  | 11 |   | X |
| 12 | Did the foundation acquire a direct or indirect interest in any applicable insurance contract before August 17, 2008?  | 12 |   | X |
| 13 | Did the foundation comply with the public inspection requirements for its annual returns and exemption application?<br>Website address ▶ <u>N/A</u>  | 13 | X |   |
| 14 | The books are in care of ▶ <u>TERRI MAHAN</u> Telephone no. ▶ <u>(501) 664-9410</u><br>Located at ▶ <u>2400 COTTONDALE LANE, LITTLE ROCK, AR</u> ZIP+4 ▶ <u>72202</u>  |    |   |   |
| 15 | Section 4947(a)(1) nonexempt charitable trusts filing Form 990-PF in lieu of Form 1041 - Check here ▶ <input type="checkbox"/><br>and enter the amount of tax-exempt interest received or accrued during the year ▶ <u>15</u>   <u>N/A</u> |    |   |   |

**Part VII-B Statements Regarding Activities for Which Form 4720 May Be Required**

File Form 4720 if any item is checked in the "Yes" column, unless an exception applies.

|           |   | Yes | No |
|-----------|---|-----|----|
| <b>1a</b> | During the year did the foundation (either directly or indirectly):   |     |    |
| (1)       | Engage in the sale or exchange, or leasing of property with a disqualified person? <input type="checkbox"/> Yes <input checked="" type="checkbox"/> No  |     |    |
| (2)       | Borrow money from, lend money to, or otherwise extend credit to (or accept it from) a disqualified person? <input type="checkbox"/> Yes <input checked="" type="checkbox"/> No  |     |    |
| (3)       | Furnish goods, services, or facilities to (or accept them from) a disqualified person? <input type="checkbox"/> Yes <input checked="" type="checkbox"/> No  |     |    |
| (4)       | Pay compensation to, or pay or reimburse the expenses of, a disqualified person? <input checked="" type="checkbox"/> Yes <input type="checkbox"/> No  |     |    |
| (5)       | Transfer any income or assets to a disqualified person (or make any of either available for the benefit or use of a disqualified person)? <input type="checkbox"/> Yes <input checked="" type="checkbox"/> No   |     |    |
| (6)       | Agree to pay money or property to a government official? (Exception. Check "No" if the foundation agreed to make a grant to or to employ the official for a period after termination of government service, if terminating within 90 days.) <input type="checkbox"/> Yes <input checked="" type="checkbox"/> No   |     |    |
| <b>b</b>  | If any answer is "Yes" to 1a(1)-(6), did any of the acts fail to qualify under the exceptions described in Regulations section 53.4941(d)-3 or in a current notice regarding disaster assistance (see page 20 of the instructions)? Organizations relying on a current notice regarding disaster assistance check here ▶ <input type="checkbox"/>   | 1b  | X  |
| <b>c</b>  | Did the foundation engage in a prior year in any of the acts described in 1a, other than excepted acts, that were not corrected before the first day of the tax year beginning in 2009?   | 1c  | X  |
| <b>2</b>  | Taxes on failure to distribute income (section 4942) (does not apply for years the foundation was a private operating foundation defined in section 4942(j)(3) or 4942(j)(5)):  |     |    |
| <b>a</b>  | At the end of tax year 2009, did the foundation have any undistributed income (lines 6d and 6e, Part XIII) for tax year(s) beginning before 2009? <input type="checkbox"/> Yes <input checked="" type="checkbox"/> No<br>If "Yes," list the years ▶ _____, _____, _____, _____  |     |    |
| <b>b</b>  | Are there any years listed in 2a for which the foundation is not applying the provisions of section 4942(a)(2) (relating to incorrect valuation of assets) to the year's undistributed income? (If applying section 4942(a)(2) to all years listed, answer "No" and attach statement - see instructions.) <u>N/A</u>  | 2b  |    |
| <b>c</b>  | If the provisions of section 4942(a)(2) are being applied to any of the years listed in 2a, list the years here.<br>▶ _____, _____, _____, _____  |     |    |
| <b>3a</b> | Did the foundation hold more than a 2% direct or indirect interest in any business enterprise at any time during the year? <input type="checkbox"/> Yes <input checked="" type="checkbox"/> No  |     |    |
| <b>b</b>  | If "Yes," did it have excess business holdings in 2009 as a result of (1) any purchase by the foundation or disqualified persons after May 26, 1969; (2) the lapse of the 5-year period (or longer period approved by the Commissioner under section 4943(c)(7)) to dispose of holdings acquired by gift or bequest; or (3) the lapse of the 10-, 15-, or 20-year first phase holding period? (Use Schedule C, Form 4720, to determine if the foundation had excess business holdings in 2009) <u>N/A</u> | 3b  |    |
| <b>4a</b> | Did the foundation invest during the year any amount in a manner that would jeopardize its charitable purposes?   | 4a  | X  |
| <b>b</b>  | Did the foundation make any investment in a prior year (but after December 31, 1969) that could jeopardize its charitable purpose that had not been removed from jeopardy before the first day of the tax year beginning in 2009?   | 4b  | X  |

**Part VII-B Statements Regarding Activities for Which Form 4720 May Be Required** (continued)

5a During the year did the foundation pay or incur any amount to:

- (1) Carry on propoganda, or otherwise attempt to influence legislation (section 4945(e))?  Yes  No
- (2) Influence the outcome of any specific public election (see section 4955); or to carry on, directly or indirectly, any voter registration drive?  Yes  No
- (3) Provide a grant to an individual for travel, study, or other similar purposes?  Yes  No
- (4) Provide a grant to an organization other than a charitable, etc., organization described in section 509(a)(1), (2), or (3), or section 4940(d)(2)?  Yes  No
- (5) Provide for any purpose other than religious, charitable, scientific, literary, or educational purposes, or for the prevention of cruelty to children or animals?  Yes  No

b If any answer is "Yes" to 5a(1)-(5), did any of the transactions fail to qualify under the exceptions described in Regulations section 53.4945 or in a current notice regarding disaster assistance (see instructions)?  Yes  No  
 Organizations relying on a current notice regarding disaster assistance check here  N/A

c If the answer is "Yes" to question 5a(4), does the foundation claim exemption from the tax because it maintained expenditure responsibility for the grant?  Yes  No  
 If "Yes," attach the statement required by Regulations section 53.4945-5(d). N/A

6a Did the foundation, during the year, receive any funds, directly or indirectly, to pay premiums on a personal benefit contract?  Yes  No

b Did the foundation, during the year, pay premiums, directly or indirectly, on a personal benefit contract?  Yes  No  
 If "Yes" to 6b, file Form 8870

7a At any time during the tax year, was the foundation a party to a prohibited tax shelter transaction?  Yes  No

b If yes, did the foundation receive any proceeds or have any net income attributable to the transaction?  Yes  No

|    |  |   |
|----|--|---|
| 5b |  |   |
| 6b |  | X |
| 7b |  |   |

**Part VIII Information About Officers, Directors, Trustees, Foundation Managers, Highly Paid Employees, and Contractors**

1 List all officers, directors, trustees, foundation managers and their compensation.

| (a) Name and address | (b) Title, and average hours per week devoted to position | (c) Compensation (If not paid, enter -0-) | (d) Contributions to employee benefit plans and deferred compensation | (e) Expense account, other allowances |
|----------------------|---|---|---|---------------------------------------|
| SEE STATEMENT 9      |   | 0.  | 0.  | 0.                                    |
|                      |   |   |   |                                       |
|                      |   |   |   |                                       |
|                      |   |   |   |                                       |
|                      |   |   |   |                                       |
|                      |   |   |   |                                       |
|                      |   |   |   |                                       |

2 Compensation of five highest-paid employees (other than those included on line 1). If none, enter "NONE."

| (a) Name and address of each employee paid more than \$50,000 | (b) Title, and average hours per week devoted to position | (c) Compensation | (d) Contributions to employee benefit plans and deferred compensation | (e) Expense account, other allowances |
|---|---|------------------|---|---------------------------------------|
| NONE  |   |                  |   |                                       |
|   |   |                  |   |                                       |
|   |   |                  |   |                                       |
|   |   |                  |   |                                       |
|   |   |                  |   |                                       |

Total number of other employees paid over \$50,000 0

**Part VIII** Information About Officers, Directors, Trustees, Foundation Managers, Highly Paid Employees, and Contractors *(continued)*

**3** Five highest-paid independent contractors for professional services. If none, enter "NONE."

| (a) Name and address of each person paid more than \$50,000 | (b) Type of service | (c) Compensation |
|---|---------------------|------------------|
| NONE  |                     |                  |
|   |                     |                  |
|   |                     |                  |
|   |                     |                  |
|   |                     |                  |
|   |                     |                  |

Total number of others receiving over \$50,000 for professional services ▶ 0

**Part IX-A** Summary of Direct Charitable Activities

| List the foundation's four largest direct charitable activities during the tax year. Include relevant statistical information such as the number of organizations and other beneficiaries served, conferences convened, research papers produced, etc. | Expenses |
|--|----------|
| 1 N/A  |          |
| 2  |          |
| 3  |          |
| 4  |          |

**Part IX-B** Summary of Program-Related Investments

| Describe the two largest program-related investments made by the foundation during the tax year on lines 1 and 2. | Amount |
|---|--------|
| 1 N/A   |        |
| 2   |        |
| All other program-related investments. See instructions.  |        |
| 3   |        |

Total. Add lines 1 through 3 ▶ 0.

**Part X Minimum Investment Return** (All domestic foundations must complete this part. Foreign foundations, see instructions.)

|          |   |           |            |
|----------|---|-----------|------------|
| <b>1</b> | Fair market value of assets not used (or held for use) directly in carrying out charitable, etc., purposes: |           |            |
| <b>a</b> | Average monthly fair market value of securities   | <b>1a</b> | 5,011,353. |
| <b>b</b> | Average of monthly cash balances  | <b>1b</b> | 43,126.    |
| <b>c</b> | Fair market value of all other assets   | <b>1c</b> |            |
| <b>d</b> | <b>Total</b> (add lines 1a, b, and c)   | <b>1d</b> | 5,054,479. |
| <b>e</b> | Reduction claimed for blockage or other factors reported on lines 1a and 1c (attach detailed explanation)   | <b>1e</b> | 0.         |
| <b>2</b> | Acquisition indebtedness applicable to line 1 assets  | <b>2</b>  | 0.         |
| <b>3</b> | Subtract line 2 from line 1d  | <b>3</b>  | 5,054,479. |
| <b>4</b> | Cash deemed held for charitable activities. Enter 1 1/2% of line 3 (for greater amount, see instructions)   | <b>4</b>  | 75,817.    |
| <b>5</b> | <b>Net value of noncharitable-use assets.</b> Subtract line 4 from line 3. Enter here and on Part V, line 4 | <b>5</b>  | 4,978,662. |
| <b>6</b> | <b>Minimum investment return.</b> Enter 5% of line 5  | <b>6</b>  | 248,933.   |

**Part XI Distributable Amount** (see instructions) (Section 4942(j)(3) and (j)(5) private operating foundations and certain foreign organizations check here  and do not complete this part.)

|           |   |           |          |
|-----------|---|-----------|----------|
| <b>1</b>  | Minimum investment return from Part X, line 6   | <b>1</b>  | 248,933. |
| <b>2a</b> | Tax on investment income for 2009 from Part VI, line 5  | <b>2a</b> | 993.     |
| <b>b</b>  | Income tax for 2009. (This does not include the tax from Part VI.)  | <b>2b</b> |          |
| <b>c</b>  | Add lines 2a and 2b   | <b>2c</b> | 993.     |
| <b>3</b>  | Distributable amount before adjustments. Subtract line 2c from line 1                                     | <b>3</b>  | 247,940. |
| <b>4</b>  | Recoveries of amounts treated as qualifying distributions   | <b>4</b>  | 0.       |
| <b>5</b>  | Add lines 3 and 4   | <b>5</b>  | 247,940. |
| <b>6</b>  | Deduction from distributable amount (see instructions)  | <b>6</b>  | 0.       |
| <b>7</b>  | <b>Distributable amount</b> as adjusted. Subtract line 6 from line 5. Enter here and on Part XIII, line 1 | <b>7</b>  | 247,940. |

**Part XII Qualifying Distributions** (see instructions)

|          |   |           |          |
|----------|---|-----------|----------|
| <b>1</b> | Amounts paid (including administrative expenses) to accomplish charitable, etc., purposes:  |           |          |
| <b>a</b> | Expenses, contributions, gifts, etc. - total from Part I, column (d), line 26   | <b>1a</b> | 470,000. |
| <b>b</b> | Program-related investments - total from Part IX-B  | <b>1b</b> | 0.       |
| <b>2</b> | Amounts paid to acquire assets used (or held for use) directly in carrying out charitable, etc., purposes                         | <b>2</b>  |          |
| <b>3</b> | Amounts set aside for specific charitable projects that satisfy the:  |           |          |
| <b>a</b> | Suitability test (prior IRS approval required)  | <b>3a</b> |          |
| <b>b</b> | Cash distribution test (attach the required schedule)   | <b>3b</b> |          |
| <b>4</b> | <b>Qualifying distributions.</b> Add lines 1a through 3b. Enter here and on Part V, line 8, and Part XIII, line 4                 | <b>4</b>  | 470,000. |
| <b>5</b> | Foundations that qualify under section 4940(e) for the reduced rate of tax on net investment income. Enter 1% of Part I, line 27b | <b>5</b>  | 993.     |
| <b>6</b> | <b>Adjusted qualifying distributions.</b> Subtract line 5 from line 4   | <b>6</b>  | 469,007. |

**Note.** The amount on line 6 will be used in Part V, column (b), in subsequent years when calculating whether the foundation qualifies for the section 4940(e) reduction of tax in those years.

**Part XIII** Undistributed Income (see instructions)

|  | (a)<br>Corpus | (b)<br>Years prior to 2008 | (c)<br>2008 | (d)<br>2009 |
|--|---------------|----------------------------|-------------|-------------|
| 1 Distributable amount for 2009 from Part XI, line 7   |               |                            |             | 247,940.    |
| 2 Undistributed income, if any, as of the end of 2009  |               |                            |             |             |
| a Enter amount for 2008 only   |               |                            | 0.          |             |
| b Total for prior years:   |               | 0.                         |             |             |
| 3 Excess distributions carryover, if any, to 2009:   |               |                            |             |             |
| a From 2004  | 136,454.      |                            |             |             |
| b From 2005  | 200,821.      |                            |             |             |
| c From 2006  | 250,065.      |                            |             |             |
| d From 2007  | 351,321.      |                            |             |             |
| e From 2008  | 327,231.      |                            |             |             |
| f Total of lines 3a through e  | 1,265,892.    |                            |             |             |
| 4 Qualifying distributions for 2009 from Part XII, line 4: ► \$  | 470,000.      |                            |             |             |
| a Applied to 2008, but not more than line 2a   |               |                            | 0.          |             |
| b Applied to undistributed income of prior years (Election required - see instructions)  |               | 0.                         |             |             |
| c Treated as distributions out of corpus (Election required - see instructions)  | 0.            |                            |             |             |
| d Applied to 2009 distributable amount   |               |                            |             | 247,940.    |
| e Remaining amount distributed out of corpus   | 222,060.      |                            |             |             |
| 5 Excess distributions carryover applied to 2009 (If an amount appears in column (d), the same amount must be shown in column (a).)  | 0.            |                            |             | 0.          |
| 6 Enter the net total of each column as indicated below:   | 1,487,952.    |                            |             |             |
| a Corpus Add lines 3f, 4c, and 4e Subtract line 5  |               |                            |             |             |
| b Prior years' undistributed income. Subtract line 4b from line 2b   |               | 0.                         |             |             |
| c Enter the amount of prior years' undistributed income for which a notice of deficiency has been issued, or on which the section 4942(a) tax has been previously assessed |               | 0.                         |             |             |
| d Subtract line 6c from line 6b. Taxable amount - see instructions   |               | 0.                         |             |             |
| e Undistributed income for 2008. Subtract line 4a from line 2a. Taxable amount - see instr.  |               |                            | 0.          |             |
| f Undistributed income for 2009. Subtract lines 4d and 5 from line 1. This amount must be distributed in 2010  |               |                            |             | 0.          |
| 7 Amounts treated as distributions out of corpus to satisfy requirements imposed by section 170(b)(1)(F) or 4942(g)(3)   | 0.            |                            |             |             |
| 8 Excess distributions carryover from 2004 not applied on line 5 or line 7   | 136,454.      |                            |             |             |
| 9 Excess distributions carryover to 2010. Subtract lines 7 and 8 from line 6a  | 1,351,498.    |                            |             |             |
| 10 Analysis of line 9:   |               |                            |             |             |
| a Excess from 2005   | 200,821.      |                            |             |             |
| b Excess from 2006   | 250,065.      |                            |             |             |
| c Excess from 2007   | 351,321.      |                            |             |             |
| d Excess from 2008   | 327,231.      |                            |             |             |
| e Excess from 2009   | 222,060.      |                            |             |             |

**Part XIV Private Operating Foundations** (see instructions and Part VII-A, question 9) N/A

**1 a** If the foundation has received a ruling or determination letter that it is a private operating foundation, and the ruling is effective for 2009, enter the date of the ruling ▶

**b** Check box to indicate whether the foundation is a private operating foundation described in section  4942(j)(3) or  4942(j)(5)

|  | Tax year |          | Prior 3 years |          | (e) Total |
|--|----------|----------|---------------|----------|-----------|
|  | (a) 2009 | (b) 2008 | (c) 2007      | (d) 2006 |           |
| <b>2 a</b> Enter the lesser of the adjusted net income from Part I or the minimum investment return from Part X for each year listed                     |          |          |               |          |           |
| <b>b</b> 85% of line 2a  |          |          |               |          |           |
| <b>c</b> Qualifying distributions from Part XII, line 4 for each year listed   |          |          |               |          |           |
| <b>d</b> Amounts included in line 2c not used directly for active conduct of exempt activities   |          |          |               |          |           |
| <b>e</b> Qualifying distributions made directly for active conduct of exempt activities. Subtract line 2d from line 2c                                   |          |          |               |          |           |
| <b>3</b> Complete 3a, b, or c for the alternative test relied upon:  |          |          |               |          |           |
| <b>a</b> "Assets" alternative test - enter:  |          |          |               |          |           |
| <b>(1)</b> Value of all assets   |          |          |               |          |           |
| <b>(2)</b> Value of assets qualifying under section 4942(j)(3)(B)(i)   |          |          |               |          |           |
| <b>b</b> "Endowment" alternative test - enter 2/3 of minimum investment return shown in Part X, line 6 for each year listed                              |          |          |               |          |           |
| <b>c</b> "Support" alternative test - enter:   |          |          |               |          |           |
| <b>(1)</b> Total support other than gross investment income (interest, dividends, rents, payments on securities loans (section 512(a)(5)), or royalties) |          |          |               |          |           |
| <b>(2)</b> Support from general public and 5 or more exempt organizations as provided in section 4942(j)(3)(B)(iii)                                      |          |          |               |          |           |
| <b>(3)</b> Largest amount of support from an exempt organization   |          |          |               |          |           |
| <b>(4)</b> Gross investment income   |          |          |               |          |           |

**Part XV Supplementary Information (Complete this part only if the foundation had \$5,000 or more in assets at any time during the year-see the instructions.)**

**1 Information Regarding Foundation Managers:**  
**a** List any managers of the foundation who have contributed more than 2% of the total contributions received by the foundation before the close of any tax year (but only if they have contributed more than \$5,000). (See section 507(d)(2).)

**PHILIP R. JONSSON**

**b** List any managers of the foundation who own 10% or more of the stock of a corporation (or an equally large portion of the ownership of a partnership or other entity) of which the foundation has a 10% or greater interest.

**NONE**

**2 Information Regarding Contribution, Grant, Gift, Loan, Scholarship, etc., Programs:**  
 Check here  if the foundation only makes contributions to preselected charitable organizations and does not accept unsolicited requests for funds. If the foundation makes gifts, grants, etc. (see instructions) to individuals or organizations under other conditions, complete items 2a, b, c, and d.

**a** The name, address, and telephone number of the person to whom applications should be addressed:

**SEE STATEMENT 10**

**b** The form in which applications should be submitted and information and materials they should include:

**c** Any submission deadlines:

**d** Any restrictions or limitations on awards, such as by geographical areas, charitable fields, kinds of institutions, or other factors:

THE PHILIP R. JONSSON FOUNDATION

Form 990-PF (2009)

C/O SIGNAL MEDIA CORPORATION

75-1552642

Page 11

**Part XV** Supplementary Information (continued)

| <b>3 Grants and Contributions Paid During the Year or Approved for Future Payment</b> |   |                                |                                  |                 |
|---|---|--------------------------------|----------------------------------|-----------------|
| Recipient   | If recipient is an individual, show any relationship to any foundation manager or substantial contributor | Foundation status of recipient | Purpose of grant or contribution | Amount          |
| Name and address (home or business)   |   |                                |                                  |                 |
| <b>a Paid during the year</b>   |   |                                |                                  |                 |
| <b>SEE STATEMENT 11</b>   |   |                                |                                  |                 |
| <b>Total</b>  |   |                                | <b>▶ 3a</b>                      | <b>470,000.</b> |
| <b>b Approved for future payment</b>  |   |                                |                                  |                 |
| <b>NONE</b>   |   |                                |                                  |                 |
| <b>Total</b>  |   |                                | <b>▶ 3b</b>                      | <b>0.</b>       |





**Part IV** Capital Gains and Losses for Tax on Investment Income

| (a) List and describe the kind(s) of property sold, e.g., real estate,<br>2-story brick warehouse; or common stock, 200 shs. MLC Co. | (b) How acquired<br>P - Purchase<br>D - Donation | (c) Date acquired<br>(mo., day, yr.) | (d) Date sold<br>(mo., day, yr.) |
|--|--|--------------------------------------|----------------------------------|
| 1a L/T GAIN - WESTWOOD   | P  | VARIOUS                              | VARIOUS                          |
| b WESTWOOD TRUST - INTERMEDIATE BOND FUND (K-1)  | P  | VARIOUS                              | VARIOUS                          |
| c WESTWOOD TRUST - LARGE CAP INVESTMENT TRUST (K-1)  | P  | VARIOUS                              | VARIOUS                          |
| d WESTWOOD TRUST - LARGE CAP INVESTMENT TRUST (K-1)  | P  | VARIOUS                              | VARIOUS                          |
| e WESTWOOD TRUST - SMIDCAP EQUITY INVESTMENT TRUST   | P  | VARIOUS                              | VARIOUS                          |
| f WESTWOOD TRUST - SMIDCAP EQUITY INVESTMENT TRUST   | P  | VARIOUS                              | VARIOUS                          |
| g L/T - GARDNER  | P  | VARIOUS                              | VARIOUS                          |
| h S/T - GARDNER  | P  | VARIOUS                              | VARIOUS                          |
| i CAPITAL GAINS DIVIDENDS  |  |                                      |                                  |
| j  |  |                                      |                                  |
| k  |  |                                      |                                  |
| l  |  |                                      |                                  |
| m  |  |                                      |                                  |
| n  |  |                                      |                                  |
| o  |  |                                      |                                  |

| (e) Gross sales price | (f) Depreciation allowed<br>(or allowable) | (g) Cost or other basis<br>plus expense of sale | (h) Gain or (loss)<br>(e) plus (f) minus (g) |
|-----------------------|--|---|--|
| a 460,000.            |  | 377,504.  | 82,496.                                      |
| b                     |  |   | -3,232.                                      |
| c                     |  |   | -110,875.                                    |
| d                     |  |   | -41,729.                                     |
| e                     |  |   | -23,484.                                     |
| f                     |  |   | -26,212.                                     |
| g 72,125.             |  | 81,315.   | -9,190.                                      |
| h 2,192.              |  | 2,348.  | -156.  |
| i 270.                |  |   | 270.   |
| j                     |  |   |  |
| k                     |  |   |  |
| l                     |  |   |  |
| m                     |  |   |  |
| n                     |  |   |  |
| o                     |  |   |  |

| Complete only for assets showing gain in column (h) and owned by the foundation on 12/31/69 |                                      |   | (l) Losses (from col. (h))<br>Gains (excess of col. (h) gain over col. (k),<br>but not less than "-0-") |
|---|--------------------------------------|---|---|
| (i) F.M.V. as of 12/31/69   | (j) Adjusted basis<br>as of 12/31/69 | (k) Excess of col. (i)<br>over col. (j), if any |   |
| a   |                                      |   | 82,496.   |
| b   |                                      |   | -3,232.   |
| c   |                                      |   | -110,875.   |
| d   |                                      |   | -41,729.  |
| e   |                                      |   | -23,484.  |
| f   |                                      |   | -26,212.  |
| g   |                                      |   | -9,190.   |
| h   |                                      |   | -156.   |
| i   |                                      |   | 270.  |
| j   |                                      |   |   |
| k   |                                      |   |   |
| l   |                                      |   |   |
| m   |                                      |   |   |
| n   |                                      |   |   |
| o   |                                      |   |   |

|   |   |           |
|---|---|-----------|
| 2 Capital gain net income or (net capital loss) { If gain, also enter in Part I, line 7<br>If (loss), enter "-0-" in Part I, line 7 }   | 2 | -132,112. |
| 3 Net short-term capital gain or (loss) as defined in sections 1222(5) and (6):<br>If gain, also enter in Part I, line 8, column (c).<br>If (loss), enter "-0-" in Part I, line 8 } | 3 | N/A       |

FORM 990-PF DIVIDENDS AND INTEREST FROM SECURITIES STATEMENT 1

| SOURCE                                  | GROSS AMOUNT    | CAPITAL GAINS<br>DIVIDENDS | COLUMN (A)<br>AMOUNT |
|---|-----------------|----------------------------|----------------------|
| DIVIDENDS - GARDNER INVESTMENTS         | 45,256.         | 0.                         | 45,256.              |
| DIVIDENDS - VANGUARD                    | 20,700.         | 270.                       | 20,430.              |
| DIVIDENDS - WESTWOOD TRUST              | 43,810.         | 0.                         | 43,810.              |
| INTEREST - GARDNER                      | 0.              | 0.                         | 0.                   |
| INTEREST - VANGUARD                     | 0.              | 0.                         | 0.                   |
| INTEREST - WESTWOOD TRUST               | 26,151.         | 0.                         | 26,151.              |
| NONTAXABLE DIVIDEND - WESTWOOD          | 0.              | 0.                         | 0.                   |
| <b>TOTAL TO FM 990-PF, PART I, LN 4</b> | <b>135,917.</b> | <b>270.</b>                | <b>135,647.</b>      |

FORM 990-PF OTHER INCOME STATEMENT 2

| DESCRIPTION                                  | (A)<br>REVENUE<br>PER BOOKS | (B)<br>NET INVEST-<br>MENT INCOME | (C)<br>ADJUSTED<br>NET INCOME |
|--|-----------------------------|-----------------------------------|-------------------------------|
| CLASS ACTION FUNDS FROM AIG<br>SETTLEMENT    | 1,215.                      | 1,215.                            |                               |
| <b>TOTAL TO FORM 990-PF, PART I, LINE 11</b> | <b>1,215.</b>               | <b>1,215.</b>                     |                               |

FORM 990-PF ACCOUNTING FEES STATEMENT 3

| DESCRIPTION                         | (A)<br>EXPENSES<br>PER BOOKS | (B)<br>NET INVEST-<br>MENT INCOME | (C)<br>ADJUSTED<br>NET INCOME | (D)<br>CHARITABLE<br>PURPOSES |
|-------------------------------------|------------------------------|-----------------------------------|-------------------------------|-------------------------------|
| ACCOUNTING FEES                     | 75.                          | 0.                                |                               | 0.                            |
| <b>TO FORM 990-PF, PG 1, LN 16B</b> | <b>75.</b>                   | <b>0.</b>                         |                               | <b>0.</b>                     |

| FORM 990-PF                       | OTHER PROFESSIONAL FEES      |                                   |                               | STATEMENT 4                   |
|-----------------------------------|------------------------------|-----------------------------------|-------------------------------|-------------------------------|
| DESCRIPTION                       | (A)<br>EXPENSES<br>PER BOOKS | (B)<br>NET INVEST-<br>MENT INCOME | (C)<br>ADJUSTED<br>NET INCOME | (D)<br>CHARITABLE<br>PURPOSES |
| INVESTMENT MGR. FEE -<br>WESTWOOD | 16,659.                      | 16,659.                           |                               | 0.                            |
| INVESTMENT MGR. FEE -<br>GARDNER  | 17,303.                      | 17,303.                           |                               | 0.                            |
| INVESTMENT MGR. FEE -<br>VANGUARD | 1,042.                       | 1,042.                            |                               | 0.                            |
| TO FORM 990-PF, PG 1, LN 16C      | 35,004.                      | 35,004.                           |                               | 0.                            |

| FORM 990-PF                 | TAXES                        |                                   |                               | STATEMENT 5                   |
|-----------------------------|------------------------------|-----------------------------------|-------------------------------|-------------------------------|
| DESCRIPTION                 | (A)<br>EXPENSES<br>PER BOOKS | (B)<br>NET INVEST-<br>MENT INCOME | (C)<br>ADJUSTED<br>NET INCOME | (D)<br>CHARITABLE<br>PURPOSES |
| FOREIGN TAXES               | 2,520.                       | 2,520.                            |                               | 0.                            |
| EXCISE TAXES                | 0.                           | 0.                                |                               | 0.                            |
| TO FORM 990-PF, PG 1, LN 18 | 2,520.                       | 2,520.                            |                               | 0.                            |

| FORM 990-PF                 | OTHER EXPENSES               |                                   |                               | STATEMENT 6                   |
|-----------------------------|------------------------------|-----------------------------------|-------------------------------|-------------------------------|
| DESCRIPTION                 | (A)<br>EXPENSES<br>PER BOOKS | (B)<br>NET INVEST-<br>MENT INCOME | (C)<br>ADJUSTED<br>NET INCOME | (D)<br>CHARITABLE<br>PURPOSES |
| DUES - REGISTRATION FEES    | 500.                         | 0.                                |                               | 0.                            |
| OTHER EXPENSES              | 272.                         | 0.                                |                               | 0.                            |
| TO FORM 990-PF, PG 1, LN 23 | 772.                         | 0.                                |                               | 0.                            |



FORM 990-PF

PART VIII - LIST OF OFFICERS, DIRECTORS  
TRUSTEES AND FOUNDATION MANAGERS

STATEMENT 9

| NAME AND ADDRESS  | TITLE AND<br>AVRG HRS/WK    | COMPEN-<br>SATION | EMPLOYEE<br>BEN PLAN<br>CONTRIB | EXPENSE<br>ACCOUNT |
|---|-----------------------------|-------------------|---------------------------------|--------------------|
| PHILIP R. JONSSON<br>THE VENDOME 3505 TURTLE CREEK<br>BLVD. #11C<br>DALLAS, TX 75219  | PRESIDENT EMERITUS<br>5.00  | 0.                | 0.                              | 0.                 |
| CHRISTINA A. JONSSON<br>2832 DANIEL CT<br>DALLAS, TX 75205                            | PRESIDENT<br>3.00           | 0.                | 0.                              | 0.                 |
| SUZANNE E. JONSSON<br>THE VENDOME 3505 TURTLE CREEK<br>BLVD. #11C<br>DALLAS, TX 75219 | TREASURER<br>3.00           | 0.                | 0.                              | 0.                 |
| STEVEN W. JONSSON<br>680 CROCKER<br>SACRAMENTO, CA 95864                              | SECRETARY<br>3.00           | 0.                | 0.                              | 0.                 |
| EILEEN J. LEWIS<br>3006 SCENIC DR<br>AUSTIN, TX 78703                                 | VICE PRESIDENT<br>3.00      | 0.                | 0.                              | 0.                 |
| KERI ARMSTRONG<br>2400 COTTONDALE LANE<br>LITTLE ROCK, AR 72202                       | ASSISTANT SECRETARY<br>3.00 | 0.                | 0.                              | 0.                 |
| TERRI MAHAN<br>2400 COTTONDALE LANE<br>LITTLE ROCK, AR 72202                          | ASSISTANT TREASURER<br>3.00 | 0.                | 0.                              | 0.                 |
| TOTALS INCLUDED ON 990-PF, PAGE 6, PART VIII  |                             | 0.                | 0.                              | 0.                 |

FORM 990-PF

GRANT APPLICATION SUBMISSION INFORMATION  
PART XV, LINES 2A THROUGH 2D

STATEMENT 10

---

**NAME AND ADDRESS OF PERSON TO WHOM APPLICATIONS SHOULD BE SUBMITTED**

---

TERRI MAHAN  
2400 COTTONDALE LANE  
LITTLE ROCK, AR 72202

**TELEPHONE NUMBER**

---

(501) 664-9410

**FORM AND CONTENT OF APPLICATIONS**

---

PROPOSALS NEED NOT BE LENGTHY BUT SHOULD INCLUDE THE FOLLOWING INFORMATION WITH RESPECT TO YOUR ORGANIZATIONAL MAKE-UP: A BRIEF HISTORY WITH YOUR ORGANIZATION'S STATED FOCUS OR OBJECTIVE, A LIST OF YOUR OFFICERS/BOARD OF DIRECTORS WITH BRIEF BIOGRAPHICAL SKETCHES, A LIST OF YOUR STAFF WITH THEIR INDIVIDUAL QUALIFICATIONS, AT LEAST THREE OTHER REFERENCES KNOWLEDGABLE OF YOUR ORGANIZATION, YOUR IRS DETERMINATION LETTER, AND A RECENT FINANCIAL STATEMENT. THE PROPOSAL SUMMARY SHOULD BE CONCISE. INCLUDED SHOULD BE A STATEMENT ON THE NEED OR PROBLEM PROMPTING YOUR REQUEST, THE OBJECTIVE AND THE METHOD OF IMPLEMENTATION, OTHER SOURCES OF FUNDING RECEIVED OR BEING SOUGHT FOR THE PROGRAM, A BUDGET FOR THE PROPOSAL, AND A STATEMENT OF EVALUATION OR HOW YOU PLAN TO MEASURE THE EFFECTIVENESS OF THE PROJECT NOW UNDER CONSIDERATION.

**ANY SUBMISSION DEADLINES**

---

N/A

**RESTRICTIONS AND LIMITATIONS ON AWARDS**

---

N/A

FORM 990-PF

GRANTS AND CONTRIBUTIONS  
PAID DURING THE YEAR

STATEMENT 11

| RECIPIENT NAME AND ADDRESS   | RECIPIENT RELATIONSHIP<br>AND PURPOSE OF GRANT | RECIPIENT<br>STATUS | AMOUNT  |
|--|--|---------------------|---------|
| ACCESS SCHOOLS<br>4301 WEST MARKHAM #623F LITTLE<br>ROCK, AR 72205                         | NONE<br>SCHOLARSHIP FUNDS                      | 501(C)3             | 25,000. |
| ARCHAEOLOGICAL CONSERVANCY<br>5301 CENTRAL AVE. ALBUQUERQUE,<br>NM 87108                   | NONE<br>MAGAZINE SUPPORT                       | 501(C)3             | 5,000.  |
| ARKANSAS CANCER RESEARCH<br>FOUNDATION<br>4301 WEST MARKHAM #623F LITTLE<br>ROCK, AR 72205 | NONE<br>PATIENT SUPPORT CENTER                 | 501(C)3             | 20,000. |
| BOY SCOUTS OF AMERICA<br>P.O. BOX 13558 SACRAMENTO, CA<br>95853                            | NONE<br>GENERAL OPERATING<br>FUNDS             | 501(C)3             | 3,000.  |
| BRAIN TRUST HEALING EXCHANGE<br>490 BROADWAY SUITE 4<br>SOMERVILLE, MA 02145               | NONE<br>GENERAL OPERATING<br>FUNDS             | 501(C)3             | 16,000. |
| CRISTO REY HIGH SCHOOL<br>6200 MCMAHON DRIVE SACRAMENTO,<br>CA 95824                       | NONE<br>GENERAL OPERATING<br>FUNDS             | 501(C)3             | 30,000. |
| DALLAS WOMEN'S FOUNDATION<br>4300 MACARTHUR AVENUE, SUITE 255<br>DALLAS, TX 75209          | NONE<br>GENERAL OPERATING<br>FUNDS             | 501(C)3             | 25,000. |
| FRIENDS OF THE DALLAS PUBLIC<br>LIBRARY<br>1515 YOUNG STREET DALLAS, TX<br>75201           | NONE<br>7TH FLOOR RENOVATION<br>PROGRAM        | 501(C)3             | 34,000. |

|   |   |         |         |
|---|---|---------|---------|
| HUMAN RIGHTS INITIATIVE<br>2401 OAK LAWN AVE, SUITE 850<br>DALLAS, TX 75219                   | NONE<br>GENERAL OPERATING<br>FUNDS                                    | 501(C)3 | 15,000. |
| LIFE WORKS<br>3700 SOUTH 1ST STREET AUSTIN,<br>TX 78704                                       | NONE<br>TEN NEW FAMILIES ON<br>ROAD TO<br>SELF-SUFFICIENCY<br>PROGRAM | 501(C)3 | 5,000.  |
| MIDLAND MEMORIAL HOSPITAL<br>RN PROGRAM 2202 W. ILLINOIS<br>MIDLAND AVE. MIDLAND, TX 79701    | NONE<br>NURSING EDUCATION FUND  | 501(C)3 | 9,000.  |
| NEW MEXICO WOMEN'S FOUNDATION<br>551 CORDOVA ROAD #411 SANTA FE,<br>NM 87505                  | NONE<br>GENERAL OPERATING<br>FUNDS                                    | 501(C)3 | 5,000.  |
| PLANNED PARENTHOOD OF NORTH<br>TEXAS<br>7424 GREENVILLE AVENUE, SUITE<br>206 DALLAS, TX 75231 | NONE<br>GENERAL OPERATING<br>FUNDS                                    | 501(C)3 | 25,000. |
| PLENTY INTERNATIONAL<br>P.O. BOX 394 SUMMERTOWN, TN<br>38483                                  | NONE<br>GENERAL OPERATING<br>FUNDS                                    | 501(C)3 | 10,000. |
| PRESTON HOLLOW PRESBYTERIAN<br>SCHOOL<br>9800 PRESTON ROAD DALLAS, TX<br>75230                | NONE<br>FACULTY SALARY<br>ENDOWMENT                                   | 501(C)3 | 25,000. |
| ST. ANDREW'S EPISCOPAL SCHOOL<br>1112 WEST 31ST STREET AUSTIN,<br>TX 78705                    | NONE<br>GENERAL OPERATING<br>FUNDS                                    | 501(C)3 | 25,000. |
| TEXAS DISCOVERY GARDENS<br>P.O. BOX 152537 DALLAS, TX<br>75315                                | NONE<br>GENERAL OPERATING<br>FUNDS                                    | 501(C)3 | 1,000.  |
| THOMPSON ISLAND OUTWARD BOUND<br>P.O. BOX 127 BOSTON, MA 02127                                | NONE<br>ARTHUR PEARSON SUPPOER<br>CONNECTION PROGRAM                  | 501(C)3 | 10,000. |

|   |  |         |          |
|---|--|---------|----------|
| UNIVERSITY OF TEXAS AT DALLAS<br>P.O. BOX 830688 RICHARDSON, TX<br>75083                  | NONE<br>SCHOOL OF ENGINEERING<br>SUPPORT       | 501(C)3 | 100,000. |
| ARKANSAS RICE DEPOT<br>3801 W 65TH STREET LITTLE ROCK,<br>AR 72209                        | NONE<br>GENERAL OPERATING<br>FUNDS             | 501(C)3 | 5,000.   |
| CALLIER CENTER - UNIVERSITY OF<br>TEXAS AT DALLAS<br>1966 INWOOD ROAD DALLAS, TX<br>75235 | NONE<br>FOUNDATION FOR THE<br>CALLIER CENTER   | 501(C)3 | 10,000.  |
| CARE LINK<br>P.O. BOX 5988 NORTH LITTLE<br>ROCK, AR 72119                                 | NONE<br>GENERAL OPERATING<br>FUNDS             | 501(C)3 | 1,000.   |
| DALLAS SYMPHONY ORCHESTRA<br>2301 FLORA STREET DALLAS, TX<br>75201                        | NONE<br>GENERAL OPERATING<br>FUNDS             | 501(C)3 | 25,000.  |
| HUMANITIES TEXAS<br>1410 RIO GRANDE STREET AUSTIN,<br>TX 78701                            | NONE<br>GENERAL OPERATING<br>FUNDS             | 501(C)3 | 5,000.   |
| ISLAND INSTITUTE<br>386 MAIN STREET ROCKLAND, ME<br>04841                                 | NONE<br>GENERAL OPERATING<br>FUNDS             | 501(C)3 | 10,000.  |
| SETON DEVELOPMENT BOARD<br>1201 W 38TH STREET AUSTIN, TX<br>78705                         | NONE<br>DEVELOPMENT BOARD GALA                 | 501(C)3 | 6,000.   |
| SPCA OF TEXAS<br>2400 LONE STAR DRIVE DALLAS, TX<br>75212                                 | NONE<br>GENERAL OPERATING<br>FUNDS             | 501(C)3 | 5,000.   |
| UNIVERSITY OF NORTH TEXAS<br>415 AVENUE EAST DENTON, TX<br>76201                          | NONE<br>2010 TEACHING OF<br>HISTORY CONFERENCE | 501(C)3 | 7,000.   |

|  |                                    |         |        |
|--|------------------------------------|---------|--------|
| UPPER PECOS WATERSHED ASSOCIATION<br>46 S MAIN STREET PECOS, NM<br>87552       | NONE<br>GENERAL OPERATING<br>FUNDS | 501(C)3 | 3,000. |
| WALDORF SCHOOL OF LEXINGTON<br>739 MASSACHUSETTS AVENUE<br>LEXINGTON, MA 02420 | NONE<br>REMEDIAL PROGRAM           | 501(C)3 | 5,000. |

TOTAL TO FORM 990-PF, PART XV, LINE 3A

470,000.

# Application for Extension of Time To File an Exempt Organization Return

▶ File a separate application for each return.

- If you are filing for an **Automatic 3-Month Extension**, complete only **Part I** and check this box
- If you are filing for an **Additional (Not Automatic) 3-Month Extension**, complete only **Part II** (on page 2 of this form).

**Do not complete Part II unless you have already been granted an automatic 3-month extension on a previously filed Form 8868.**

**Part I Automatic 3-Month Extension of Time.** Only submit original (no copies needed).

A corporation required to file Form 990-T and requesting an automatic 6-month extension - check this box and complete Part I only

*All other corporations (including 1120-C filers), partnerships, REMICs, and trusts must use Form 7004 to request an extension of time to file income tax returns.*

**Electronic Filing (e-file).** Generally, you can electronically file Form 8868 if you want a 3-month automatic extension of time to file one of the returns noted below (6 months for a corporation required to file Form 990-T). However, you cannot file Form 8868 electronically if (1) you want the additional (not automatic) 3-month extension or (2) you file Forms 990-BL, 6069, or 8870, group returns, or a composite or consolidated Form 990-T. Instead, you must submit the fully completed and signed page 2 (Part II) of Form 8868. For more details on the electronic filing of this form, visit [www.irs.gov/efile](http://www.irs.gov/efile) and click on *e-file for Charities & Nonprofits*.

|  |  |   |
|--|--|---|
| <b>Type or print</b>   | Name of Exempt Organization<br><b>THE PHILIP R. JONSSON FOUNDATION<br/>C/O SIGNAL MEDIA CORPORATION</b>                  | Employer identification number<br><b>75-1552642</b> |
| File by the due date for filing your return. See instructions. | Number, street, and room or suite no. If a P.O. box, see instructions.<br><b>2400 COTTONDALE LANE</b>                    |   |
|  | City, town or post office, state, and ZIP code. For a foreign address, see instructions.<br><b>LITTLE ROCK, AR 72202</b> |   |

Check type of return to be filed (file a separate application for each return):

- |   |   |                                    |
|---|---|------------------------------------|
| <input type="checkbox"/> Form 990               | <input type="checkbox"/> Form 990-T (corporation)                 | <input type="checkbox"/> Form 4720 |
| <input type="checkbox"/> Form 990-BL            | <input type="checkbox"/> Form 990-T (sec. 401(a) or 408(a) trust) | <input type="checkbox"/> Form 5227 |
| <input type="checkbox"/> Form 990-EZ            | <input type="checkbox"/> Form 990-T (trust other than above)      | <input type="checkbox"/> Form 6069 |
| <input checked="" type="checkbox"/> Form 990-PF | <input type="checkbox"/> Form 1041-A                              | <input type="checkbox"/> Form 8870 |

**TERRI MAHAN**  
 • The books are in the care of ▶ **2400 COTTONDALE LANE - LITTLE ROCK, AR 72202**  
 Telephone No. ▶ **(501) 664-9410** FAX No. ▶ \_\_\_\_\_  
 • If the organization does not have an office or place of business in the United States, check this box   
 • If this is for a Group Return, enter the organization's four digit Group Exemption Number (GEN) \_\_\_\_\_. If this is for the whole group, check this box . If it is for part of the group, check this box  and attach a list with the names and EINs of all members the extension will cover.

INTERNAL REVENUE SERVICE  
FIELD ASSISTANCE  
LITTLE ROCK, AR 72201  
MAY 13 2010  
RECEIVED  
35403

**1** I request an automatic 3-month (6-months for a corporation required to file Form 990-T) extension of time until **AUGUST 15, 2010**, to file the exempt organization return for the organization named above. The extension is for the organization's return for:  
 ▶  calendar year **2009** or  
 ▶  tax year beginning \_\_\_\_\_, and ending \_\_\_\_\_.

**2** If this tax year is for less than 12 months, check reason:  Initial return  Final return  Change in accounting period

|   |           |    |        |
|---|-----------|----|--------|
| <b>3a</b> If this application is for Form 990-BL, 990-PF, 990-T, 4720, or 6069, enter the tentative tax, less any nonrefundable credits. See instructions.  | <b>3a</b> | \$ | 993.   |
| <b>b</b> If this application is for Form 990-PF or 990-T, enter any refundable credits and estimated tax payments made. Include any prior year overpayment allowed as a credit.   | <b>3b</b> | \$ | 1,920. |
| <b>c</b> Balance Due. Subtract line 3b from line 3a. Include your payment with this form, or, if required, deposit with FTD coupon or, if required, by using EFTPS (Electronic Federal Tax Payment System). See instructions. | <b>3c</b> | \$ | 0.     |

**Caution.** If you are going to make an electronic fund withdrawal with this Form 8868, see Form 8453-EO and Form 8879-EO for payment instructions.

**Realized Gains and Losses**  
**Philip R. Jonsson Foundation**  
**From 01-01-09 Through 12-31-09**

| OPEN DATE               | CLOSE DATE | QUANTITY | SECURITY      | COST BASIS |           | PROCEEDS   |           | GAIN/LOSS  |             |
|-------------------------|------------|----------|---------------|------------|-----------|------------|-----------|------------|-------------|
|                         |            |          |               | SHORT TERM | LONG TERM | SHORT TERM | LONG TERM | SHORT TERM | LONG TERM   |
| 07-17-08                | 12-28-09   | 1        | Permod Ricard |            | 42.06     |            | 43.43     |            | 1.37        |
| TOTAL SHORT-TERM GAINS  |            |          |               |            |           |            |           | 65.75      |             |
| TOTAL SHORT-TERM LOSSES |            |          |               |            |           |            |           | (221.73)   |             |
| SUBTOTAL SHORT-TERM     |            |          |               |            | 2,347.51  |            | 2,191.53  |            | (155.98)    |
| TOTAL LONG-TERM GAINS   |            |          |               |            |           |            | 72,125.38 |            | 8,631.49    |
| TOTAL LONG-TERM LOSSES  |            |          |               |            |           |            |           |            | (17,821.79) |
| SUBTOTAL LONG-TERM      |            |          |               |            | 81,315.67 |            | 72,125.38 |            | (9,190.30)  |
| <b>GRAND TOTAL</b>      |            |          |               |            | 2,347.51  | 81,315.67  | 2,191.53  | 72,125.38  | (155.98)    |

Realized gains marked with an "X" require additional historic tax cost information.


**Realized Gains and Losses**  
**Philip R. Jonsson Foundation**  
**From 01-01-09 Through 12-31-09**

| OPEN DATE | CLOSE DATE | QUANTITY | SECURITY                             | COST BASIS |           | PROCEEDS   |           | GAIN/LOSS  |           |
|-----------|------------|----------|--------------------------------------|------------|-----------|------------|-----------|------------|-----------|
|           |            |          |                                      | SHORT TERM | LONG TERM | SHORT TERM | LONG TERM | SHORT TERM | LONG TERM |
| 08-14-00  | 01-07-09   | 87       | Brown-Forman Corp CI B               | 2,255.79   |           | 4,274.24   |           | 2,018.45   |           |
| 01-15-97  | 01-07-09   | 69       | Brown-Forman Corp CI B               | 1,584.97   |           | 3,389.92   |           | 1,804.95   |           |
| 01-30-97  | 01-08-09   | 800      | Telegraaf Media Groep NV CVA         | 17,071.45  |           | 12,984.67  |           | (4,086.78) |           |
| 01-15-97  | 01-22-09   | 156      | Brown-Forman Corp CI B               | 3,583.40   |           | 7,394.99   |           | 3,811.59   |           |
| 01-30-97  | 04-03-09   | 325      | Telegraaf Media Groep NV CVA         | 6,935.28   |           | 4,366.59   |           | (2,568.69) |           |
| 10-09-00  | 04-03-09   | 1,000    | Telegraaf Media Groep NV CVA         | 20,615.50  |           | 13,435.67  |           | (7,179.83) |           |
| 02-15-01  | 04-23-09   | 25       | Hasbro Inc                           | 326.00     |           | 680.23     |           | 354.23     |           |
| 02-18-04  | 04-24-09   | 480      | Pemod Ricard Rights Expiring 4/29/09 | 1,463.88   |           | 1,710.46   |           | 246.58     |           |
| 09-02-04  | 04-24-09   | 24       | Pemod Ricard Rights Expiring 4/29/09 | 73.97      |           | 85.52      |           | 11.55      |           |
| 02-09-06  | 04-24-09   | 36       | Pemod Ricard Rights Expiring 4/29/09 | 155.72     |           | 128.28     |           | (27.44)    |           |
| 03-16-06  | 04-24-09   | 60       | Pemod Ricard Rights Expiring 4/29/09 | 278.61     |           | 213.81     |           | (64.80)    |           |
| 07-27-06  | 04-24-09   | 60       | Pemod Ricard Rights Expiring 4/29/09 | 305.94     |           | 213.81     |           | (92.13)    |           |
| 07-17-08  | 04-24-09   | 50       | Pemod Ricard Rights Expiring 4/29/09 |            | 273.02    | 178.17     |           | (94.85)    |           |
| 10-07-08  | 04-24-09   | 11.5     | Pemod Ricard Rights Expiring 4/29/09 |            | 497.06    | 409.80     |           | (87.26)    |           |
| 10-20-08  | 04-24-09   | 50       | Pemod Ricard Rights Expiring 4/29/09 |            | 191.58    | 178.17     |           | (13.41)    |           |
| 10-23-08  | 04-24-09   | 150      | Pemod Ricard Rights Expiring 4/29/09 |            | 482.90    | 534.52     |           | 51.62      |           |
| 10-27-08  | 04-24-09   | 25       | Pemod Ricard Rights Expiring 4/29/09 |            | 75.02     | 89.09      |           | 14.07      |           |
| 11-04-08  | 04-24-09   | 25       | Pemod Ricard Rights Expiring 4/29/09 |            | 106.70    | 89.09      |           | (17.61)    |           |
| 11-25-08  | 04-24-09   | 25       | Pemod Ricard Rights Expiring 4/29/09 |            | 89.02     | 89.09      |           | 0.07       |           |
| 04-03-09  | 04-24-09   | 175      | Pemod Ricard Rights Expiring 4/29/09 |            | 632.21    | 623.61     |           | (8.60)     |           |
| 01-13-97  | 06-29-09   | 708      | E W Scripps CI A                     | 2,852.38   |           | 1,573.76   |           | (1,278.62) |           |
| 04-23-08  | 08-17-09   | 25       | Altria Group Inc                     | 575.00     |           | 437.31     |           | (137.69)   |           |
| 03-28-08  | 08-17-09   | 100      | Altria Group Inc                     | 2,261.73   |           | 1,749.26   |           | (512.47)   |           |
| 05-23-08  | 08-17-09   | 50       | Altria Group Inc                     | 1,127.07   |           | 874.63     |           | (252.44)   |           |
| 11-12-07  | 08-17-09   | 50       | Altria Group Inc                     | 1,107.31   |           | 874.62     |           | (232.69)   |           |
| 11-08-07  | 11-02-09   | 300      | Wells Fargo                          | 9,430.20   |           | 8,166.54   |           | (1,263.66) |           |
| 12-18-07  | 11-02-09   | 25       | Wells Fargo                          | 762.78     |           | 680.55     |           | (82.23)    |           |
| 01-16-08  | 11-02-09   | 175      | Wells Fargo                          | 4,806.13   |           | 4,763.81   |           | (42.32)    |           |
| 03-22-02  | 11-02-09   | 150      | Wells Fargo                          | 3,700.50   |           | 4,083.27   |           | 382.77     |           |

**Transaction Schedule - Sales**  
**Philip R. Jonsson Foundation**  
**From 01-01-09 Through 12-31-09**

| <u>CLOSE DATE</u>  | <u>QUANTITY</u> | <u>SECURITY</u>                       | <u>UNIT COST</u> | <u>TOTAL COST</u> | <u>UNIT PROCEEDS</u> | <u>TOTAL PROCEEDS</u> | <u>REALIZED GAIN/LOSS</u> |
|--------------------|-----------------|---------------------------------------|------------------|-------------------|----------------------|-----------------------|---------------------------|
| <b>SALES</b>       |                 |                                       |                  |                   |                      |                       |                           |
| Equity             |                 |                                       |                  |                   |                      |                       |                           |
| 01-07-09           | 156             | Brown-Forman Corp Cl B                | 24.62            | 3,840.76          | 49.13                | 7,664.16              | 3,823.40                  |
| 01-08-09           | 800             | Telegraaf Media Groep NV CVA          | 21.34            | 17,071.45         | 16.23                | 12,984.67             | (4,086.78)                |
| 01-22-09           | 156             | Brown-Forman Corp Cl B                | 22.97            | 3,583.40          | 47.40                | 7,394.99              | 3,811.59                  |
| 04-03-09           | 1,325           | Telegraaf Media Groep NV CVA          | 20.79            | 27,550.78         | 13.44                | 17,802.26             | (9,748.52)                |
| 04-23-09           | 25              | Hasbro Inc                            | 13.04            | 326.00            | 27.21                | 680.23                | 354.23                    |
| 04-24-09           | 1,275           | Pernod Ricard Rights Expiring 4/29/09 | 3.63             | 4,625.63          | 3.56                 | 4,543.42              | (82.21)                   |
| 06-29-09           | 708             | E W Scripps Cl A                      | 4.03             | 2,852.38          | 2.22                 | 1,573.76              | (1,278.62)                |
| 08-17-09           | 225             | Altria Group Inc                      | 22.54            | 5,071.11          | 17.49                | 3,935.82              | (1,135.29)                |
| 11-02-09           | 650             | Wells Fargo                           | 28.77            | 18,699.61         | 27.22                | 17,694.17             | (1,005.44)                |
| 12-28-09           | 1               | Pernod Ricard                         | 84.13            | 42.06             | 86.86                | 43.43                 | 1.37                      |
|                    |                 |                                       |                  | 83,663.18         |                      | 74,316.91             | (9,346.27)                |
|                    |                 |                                       |                  |                   |                      | 74,316.91             | (9,346.27)                |
| <b>GRAND TOTAL</b> |                 |                                       |                  | <b>83,663.18</b>  |                      | <b>74,316.91</b>      | <b>(9,346.27)</b>         |

For the Account of:  
IM PHILIP R JONSSON FOUNDATION



Vanguard®



Account Number: 58 01 0631 0 0L

Date: From DECEMBER 1, 2009 through DECEMBER 31, 2009


## Capital Gain Statement

| Security Name                                   | Shares | Date of Purchase/Cost                  | Date of Sales/Proceeds | Gain/Loss Amount | Term  |
|---|--------|--|------------------------|------------------|-------|
| VANGUARD SHORT-TERM BOND INDEX FUND INV SHS     |        | (CAPITAL GAIN DISTRIBUTION REINVESTED) |                        | 4.89             | LONG  |
| VANGUARD INTERMEDIATE-TERM INV GRADE FD INV SHS |        | (CAPITAL GAIN DISTRIBUTION REINVESTED) |                        | 99.57            | SHORT |
| <b>TOTAL</b>                                    |        | <b>0.00</b>                            | <b>0.00</b>            | <b>104.46</b>    |       |
| <b>SUMMARY</b>                                  |        | <b>DISTRIBUTIONS</b>                   | <b>REALIZED</b>        | <b>TOTAL</b>     |       |
| SHORT TERM CAPITAL GAIN/LOSS                    |        | 99.57                                  | 0.00                   | 99.57            |       |
| LONG TERM CAPITAL GAIN/LOSS                     |        | 4.89                                   | 0.00                   | 4.89             |       |
|   |        | <u>104.46</u>                          | <u>0.00</u>            | <u>104.46</u>    |       |

For the Account of:  
**IM PHILIP R JONSSON FOUNDATION**



**Vanguard®**



Account Number: *58 01 0631 0 0L*  
 Date: From *JANUARY 1, 2009* through *DECEMBER 31, 2009*

## Capital Gain Statement

| Security Name                                   | Shares | Date of Purchase/Cost                  | Date of Sales/Proceeds | Gain/Loss Amount | Term  |
|---|--------|--|------------------------|------------------|-------|
| VANGUARD INTERMEDIATE-TERM INV GRADE FD INV SHS |        | (CAPITAL GAIN DISTRIBUTION REINVESTED) |                        | 52.95            | SHORT |
| VANGUARD INTERMEDIATE-TERM INV GRADE FD INV SHS |        | (CAPITAL GAIN DISTRIBUTION REINVESTED) |                        | 112.52           | LONG  |
| VANGUARD SHORT-TERM BOND INDEX FUND INV SHS     |        | (CAPITAL GAIN DISTRIBUTION REINVESTED) |                        | 4.89             | LONG  |
| VANGUARD INTERMEDIATE-TERM INV GRADE FD INV SHS |        | (CAPITAL GAIN DISTRIBUTION REINVESTED) |                        | 99.57            | SHORT |
| <b>TOTAL</b>                                    |        | <b>0.00</b>                            | <b>0.00</b>            | <b>269.93</b>    |       |
| <b>SUMMARY</b>                                  |        | <b>DISTRIBUTIONS</b>                   | <b>REALIZED</b>        | <b>TOTAL</b>     |       |
| SHORT TERM CAPITAL GAIN/LOSS                    |        | 152.52                                 | 0.00                   | 152.52           |       |
| LONG TERM CAPITAL GAIN/LOSS                     |        | 117.41                                 | 0.00                   | 117.41           |       |
|   |        | <u>269.93</u>                          | <u>0.00</u>            | <u>269.93</u>    |       |

# Philip R. Jonsson Foundation

Tax Worksheet From 1/1/2009 to 12/31/2009

Account #: 7194

Trust Category: Revocable Trust  
 Dates Open: 12/12/1996 to Present  
 Trust Year End: December  
 Date Printed: 01/26/2010

Admin Officer: Randall Root, Team 17  
 Invest Officer: Randall Root  
 Tax State: Texas  
 Tax ID: 75-1552642

## Capital Gains and Losses

### Individual Transactions

| Long-Term                     |           | Income      | Principal  | Cost Basis | Gain/Loss | Description of Transaction |
|-------------------------------|-----------|-------------|------------|------------|-----------|----------------------------|
| Description of Security       | Cusip     | Shares/Par  | Acquired   | Date Sold  | Days Held |                            |
| LargeCap Value Equity - PT    | 004991220 | 121,291.500 | 12/16/1996 | 06/29/2009 | 4,578     | 0.00                       |
| SMidCap Value Equity - PT     | 557001997 | 238,526.500 | 06/30/1997 | 06/29/2009 | 4,382     | 0.00                       |
| Intermediate Bond - PT        | 005991229 | 267,542.300 | 01/19/1999 | 06/29/2009 | 3,814     | 0.00                       |
| LargeCap Value Equity - PT    | 004991220 | 354,691.500 | 12/16/1996 | 11/09/2009 | 4,711     | 0.00                       |
| SMidCap Value Equity - PT     | 557001997 | 383,591.700 | 06/30/1997 | 11/09/2009 | 4,515     | 0.00                       |
| Intermediate Bond - PT        | 005991229 | 144,063.400 | 01/26/1998 | 11/09/2009 | 4,305     | 0.00                       |
| Intermediate Bond - PT        | 005991229 | 115,762.800 | 01/19/1999 | 11/09/2009 | 3,947     | 0.00                       |
| Long-Term Total               |           |             |            |            |           | 82,496.13                  |
| Individual Transactions Total |           |             |            |            |           | 82,496.13                  |

NOT ON  
K-15

### Capital Gain Allocations

| Short-Term                 |           | Income     | Principal | Cost Basis | Gain/Loss  | Description of Transaction                                     |
|----------------------------|-----------|------------|-----------|------------|------------|--|
| Description of Security    | Cusip     | Shares/Par | Acquired  | Trade Date | Cost Basis |  |
| SMidCap Value Equity - PT  | 557001997 |            |           | 01/2009    | -4,059.08  | Short Term Capital gain/loss allocation from Common Trust Fund |
| LargeCap Value Equity - PT | 004991220 |            |           | 01/2009    | -57,610.58 | Short Term Capital gain/loss allocation from Common Trust Fund |
| LargeCap Value Equity - PT | 004991220 |            |           | 02/2009    | -9,966.54  | Short Term Capital gain/loss allocation from Common Trust Fund |
| SMidCap Value Equity - PT  | 557001997 |            |           | 02/2009    | -26,307.58 | Short Term Capital gain/loss allocation from Common Trust Fund |
| SMidCap Value Equity - PT  | 557001997 |            |           | 03/2009    | -6,640.78  | Short Term Capital gain/loss allocation from Common Trust Fund |
| LargeCap Value Equity - PT | 004991220 |            |           | 03/2009    | -39,303.90 | Short Term Capital gain/loss allocation from Common Trust Fund |
| LargeCap Value Equity - PT | 004991220 |            |           | 04/2009    | -13,350.13 | Short Term Capital gain/loss allocation from Common Trust Fund |
| SMidCap Value Equity - PT  | 557001997 |            |           | 04/2009    | -1,983.84  | Short Term Capital gain/loss allocation from Common Trust Fund |
| LargeCap Value Equity - PT | 004991220 |            |           | 05/2009    | -12,306.50 | Short Term Capital gain/loss allocation from Common Trust Fund |

SEC K 15

# Philip R. Jonsson Foundation

Account #: 7194

Tax Worksheet From 1/1/2009 to 12/31/2009

Trust Category: Revocable Trust  
 Dates Open: 12/12/1996 to Present  
 Trust Year End: December  
 Date Printed: 01/26/2010

Admin Officer: Randall Root, Team 17  
 Invest Officer: Randall Root  
 Tax State: Texas  
 Tax ID: 75-1552642

## Capital Gains and Losses

### Capital Gain Allocations

| Short-Term                 |           |                  |             |             |  |  |  |  |  |
|----------------------------|-----------|------------------|-------------|-------------|--|--|--|--|--|
| Description of Security    | Cusip     | Trade Date       | Cost Basis  | Gain/Loss   | Description of Transaction                                     |  |  |  |  |
| SMidCap Value Equity - PT  | 557001997 | 05/2009          | 589.04      | 589.04      | Short Term Capital gain/loss allocation from Common Trust Fund |  |  |  |  |
| SMidCap Value Equity - PT  | 557001997 | 06/2009          | -633.76     | -633.76     | Short Term Capital gain/loss allocation from Common Trust Fund |  |  |  |  |
| LargeCap Value Equity - PT | 004991220 | 06/2009          | 2,459.44    | 2,459.44    | Short Term Capital gain/loss allocation from Common Trust Fund |  |  |  |  |
| LargeCap Value Equity - PT | 004991220 | 07/2009          | 119.25      | 119.25      | Short Term Capital gain/loss allocation from Common Trust Fund |  |  |  |  |
| SMidCap Value Equity - PT  | 557001997 | 07/2009          | -664.10     | -664.10     | Short Term Capital gain/loss allocation from Common Trust Fund |  |  |  |  |
| LargeCap Value Equity - PT | 004991220 | 08/2009          | 2,998.81    | 2,998.81    | Short Term Capital gain/loss allocation from Common Trust Fund |  |  |  |  |
| SMidCap Value Equity - PT  | 557001997 | 08/2009          | 3,034.35    | 3,034.35    | Short Term Capital gain/loss allocation from Common Trust Fund |  |  |  |  |
| LargeCap Value Equity - PT | 004991220 | 09/2009          | 2,680.15    | 2,680.15    | Short Term Capital gain/loss allocation from Common Trust Fund |  |  |  |  |
| SMidCap Value Equity - PT  | 557001997 | 09/2009          | 2,547.71    | 2,547.71    | Short Term Capital gain/loss allocation from Common Trust Fund |  |  |  |  |
| LargeCap Value Equity - PT | 004991220 | 10/2009          | 8,879.25    | 8,879.25    | Short Term Capital gain/loss allocation from Common Trust Fund |  |  |  |  |
| SMidCap Value Equity - PT  | 557001997 | 10/2009          | 5,646.08    | 5,646.08    | Short Term Capital gain/loss allocation from Common Trust Fund |  |  |  |  |
| LargeCap Value Equity - PT | 004991220 | 11/2009          | 1,379.62    | 1,379.62    | Short Term Capital gain/loss allocation from Common Trust Fund |  |  |  |  |
| SMidCap Value Equity - PT  | 557001997 | 11/2009          | 592.64      | 592.64      | Short Term Capital gain/loss allocation from Common Trust Fund |  |  |  |  |
| LargeCap Value Equity - PT | 004991220 | 12/2009          | 3,145.72    | 3,145.72    | Short Term Capital gain/loss allocation from Common Trust Fund |  |  |  |  |
| SMidCap Value Equity - PT  | 557001997 | 12/2009          | 4,395.30    | 4,395.30    | Short Term Capital gain/loss allocation from Common Trust Fund |  |  |  |  |
|                            |           | Short-Term Total | -134,359.43 | -134,359.43 |  |  |  |  |  |

7 see p. 15

### Long-Term

| Description of Security    | Cusip     | Trade Date | Cost Basis | Gain/Loss  | Description of Transaction  |
|----------------------------|-----------|------------|------------|------------|---|
| SMidCap Value Equity - PT  | 557001997 | 01/2009    | 450.59     | 450.59     | Fifteen Percent Capital gain/loss allocation from Common Trust Fund |
| Intermediate Bond - PT     | 005991229 | 01/2009    | -4.43      | -4.43      | Fifteen Percent Capital gain/loss allocation from Common Trust Fund |
| LargeCap Value Equity - PT | 004991220 | 01/2009    | -1,840.17  | -1,840.17  | Fifteen Percent Capital gain/loss allocation from Common Trust Fund |
| LargeCap Value Equity - PT | 004991220 | 02/2009    | -21,022.89 | -21,022.89 | Fifteen Percent Capital gain/loss allocation from Common Trust Fund |

7 see p. 15

# Philip R. Jonsson Foundation

Account #: 7194 Tax Worksheet From 1/1/2009 to 12/31/2009

Trust Category: Revocable Trust  
 Dates Open: 12/12/1996 to Present  
 Trust Year End: December  
 Date Printed: 01/26/2010

Admin Officer: Randall Root, Team 17  
 Invest Officer: Randall Root  
 Tax State: Texas  
 Tax ID: 75-1552642

## Capital Gains and Losses

### Capital Gain Allocations

| Description of Security    | Cusip     | Trade Date | Cost Basis | Gain/Loss | Description of Transaction  |
|----------------------------|-----------|------------|------------|-----------|---|
| SMidCap Value Equity - PT  | 557001997 | 02/2009    | -4,493.18  | -4,493.18 | Fifteen Percent Capital gain/loss allocation from Common Trust Fund |
| Intermediate Bond - PT     | 005991229 | 02/2009    | -5.87      | -5.87     | Fifteen Percent Capital gain/loss allocation from Common Trust Fund |
| LargeCap Value Equity - PT | 004991220 | 03/2009    | -6,967.70  | -6,967.70 | Fifteen Percent Capital gain/loss allocation from Common Trust Fund |
| Intermediate Bond - PT     | 005991229 | 03/2009    | -11.51     | -11.51    | Fifteen Percent Capital gain/loss allocation from Common Trust Fund |
| SMidCap Value Equity - PT  | 557001997 | 03/25/2009 | -408.05    | -408.05   | Fifteen Percent Capital gain/loss allocation from Common Trust Fund |
| LargeCap Value Equity - PT | 004991220 | 04/2009    | -7,499.89  | -7,499.89 | Fifteen Percent Capital gain/loss allocation from Common Trust Fund |
| Intermediate Bond - PT     | 005991229 | 04/2009    | 690.36     | 690.36    | Fifteen Percent Capital gain/loss allocation from Common Trust Fund |
| SMidCap Value Equity - PT  | 557001997 | 04/2009    | -6,893.41  | -6,893.41 | Fifteen Percent Capital gain/loss allocation from Common Trust Fund |
| SMidCap Value Equity - PT  | 557001997 | 05/2009    | -2,959.04  | -2,959.04 | Fifteen Percent Capital gain/loss allocation from Common Trust Fund |
| Intermediate Bond - PT     | 005991229 | 05/2009    | -348.90    | -348.90   | Fifteen Percent Capital gain/loss allocation from Common Trust Fund |
| LargeCap Value Equity - PT | 004991220 | 05/2009    | -4,952.81  | -4,952.81 | Fifteen Percent Capital gain/loss allocation from Common Trust Fund |
| SMidCap Value Equity - PT  | 557001997 | 06/2009    | -1,430.13  | -1,430.13 | Fifteen Percent Capital gain/loss allocation from Common Trust Fund |
| LargeCap Value Equity - PT | 004991220 | 06/2009    | -2,375.01  | -2,375.01 | Fifteen Percent Capital gain/loss allocation from Common Trust Fund |
| Intermediate Bond - PT     | 005991229 | 06/2009    | -57.19     | -57.19    | Fifteen Percent Capital gain/loss allocation from Common Trust Fund |
| SMidCap Value Equity - PT  | 557001997 | 07/2009    | -4,536.27  | -4,536.27 | Fifteen Percent Capital gain/loss allocation from Common Trust Fund |
| Intermediate Bond - PT     | 005991229 | 07/2009    | -75.64     | -75.64    | Fifteen Percent Capital gain/loss allocation from Common Trust Fund |
| LargeCap Value Equity - PT | 004991220 | 07/2009    | 2,654.56   | 2,654.56  | Fifteen Percent Capital gain/loss allocation from Common Trust Fund |
| SMidCap Value Equity - PT  | 557001997 | 08/2009    | -3,281.80  | -3,281.80 | Fifteen Percent Capital gain/loss allocation from Common Trust Fund |
| LargeCap Value Equity - PT | 004991220 | 08/2009    | -1,025.34  | -1,025.34 | Fifteen Percent Capital gain/loss allocation from Common Trust Fund |
| Intermediate Bond - PT     | 005991229 | 08/2009    | -834.55    | -834.55   | Fifteen Percent Capital gain/loss allocation from Common Trust Fund |
| LargeCap Value Equity - PT | 004991220 | 09/2009    | 3,910.02   | 3,910.02  | Fifteen Percent Capital gain/loss allocation from Common Trust Fund |
| SMidCap Value Equity - PT  | 557001997 | 09/2009    | -1,012.39  | -1,012.39 | Fifteen Percent Capital gain/loss allocation from Common Trust Fund |
| Intermediate Bond - PT     | 005991229 | 09/2009    | -2,649.33  | -2,649.33 | Fifteen Percent Capital gain/loss allocation from Common Trust Fund |

See K-1's

# Philip R. Jonsson Foundation

Account #: 7194

Tax Worksheet From 1/1/2009 to 12/31/2009

Trust Category: Revocable Trust  
 Dates Open: 12/12/1996 to Present  
 Trust Year End: December  
 Date Printed: 01/26/2010

Admin Officer: Randall Root, Team 17  
 Invest Officer: Randall Root  
 Tax State: Texas  
 Tax ID: 75-1552642

## Capital Gains and Losses

### Capital Gain Allocations

#### Long-Term

| Description of Security        | Cusip     | Trade Date | Cost Basis  | Gain/Loss   | Description of Transaction  |
|--------------------------------|-----------|------------|-------------|-------------|---|
| LargeCap Value Equity - PT     | 004991220 | 10/2009    | -1,806.13   | -1,806.13   | Fifteen Percent Capital gain/loss allocation from Common Trust Fund |
| SMidCap Value Equity - PT      | 557001997 | 10/2009    | 801.20      | 801.20      | Fifteen Percent Capital gain/loss allocation from Common Trust Fund |
| Intermediate Bond - PT         | 005991229 | 10/2009    | -13.13      | -13.13      | Fifteen Percent Capital gain/loss allocation from Common Trust Fund |
| SMidCap Value Equity - PT      | 557001997 | 11/2009    | 542.45      | 542.45      | Fifteen Percent Capital gain/loss allocation from Common Trust Fund |
| Intermediate Bond - PT         | 005991229 | 11/2009    | 84.89       | 84.89       | Fifteen Percent Capital gain/loss allocation from Common Trust Fund |
| LargeCap Value Equity - PT     | 004991220 | 11/2009    | -207.70     | -207.70     | Fifteen Percent Capital gain/loss allocation from Common Trust Fund |
| LargeCap Value Equity - PT     | 004991220 | 12/2009    | -596.25     | -596.25     | Fifteen Percent Capital gain/loss allocation from Common Trust Fund |
| SMidCap Value Equity - PT      | 557001997 | 12/2009    | -2,992.26   | -2,992.26   | Fifteen Percent Capital gain/loss allocation from Common Trust Fund |
| Intermediate Bond - PT         | 005991229 | 12/2009    | -6.52       | -6.52       | Fifteen Percent Capital gain/loss allocation from Common Trust Fund |
| Long-Term Total                |           |            | -71,173.42  | -71,173.42  |   |
| Capital Gain Allocations Total |           |            | -205,532.85 | -205,532.85 |   |

SEE K-1'S