



See a Social Security Number? Say Something!  
Report Privacy Problems to <https://public.resource.org/privacy>  
Or call the IRS Identity Theft Hotline at 1-800-908-4490



**Return of Private Foundation**  
or Section 4947(a)(1) Nonexempt Charitable Trust  
Treated as a Private Foundation

**2009**

Department of the Treasury  
Internal Revenue Service

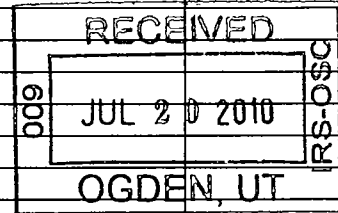
Note. The foundation may be able to use a copy of this return to satisfy state reporting requirements.

For calendar year 2009, or tax year beginning \_\_\_\_\_, and ending \_\_\_\_\_

G Check all that apply:  Initial return  Initial return of a former public charity  Final return  
 Amended return  Address change  Name change

Use the IRS label. Otherwise, print or type. See Specific Instructions.	Name of foundation <b>THE MARY FREEMAN WISDOM FOUNDATION</b>		A Employer identification number <b>72-6123208</b>
	Number and street (or P O box number if mail is not delivered to street address) <b>1839 CALHOUN STREET</b>	Room/suite	B Telephone number <b>504-831-4949</b>
	City or town, state, and ZIP code <b>NEW ORLEANS, LA 70118</b>		C If exemption application is pending, check here <input type="checkbox"/> D 1. Foreign organizations, check here <input type="checkbox"/> 2. Foreign organizations meeting the 85% test, check here and attach computation <input type="checkbox"/>
H Check type of organization: <input checked="" type="checkbox"/> Section 501(c)(3) exempt private foundation <input type="checkbox"/> Section 4947(a)(1) nonexempt charitable trust <input type="checkbox"/> Other taxable private foundation		E If private foundation status was terminated under section 507(b)(1)(A), check here <input type="checkbox"/>	
I Fair market value of all assets at end of year (from Part II, col (c), line 16) \$ <b>4,155,051.</b> (Part I, column (d) must be on cash basis)		F If the foundation is in a 60-month termination under section 507(b)(1)(B), check here <input type="checkbox"/>	
J Accounting method: <input checked="" type="checkbox"/> Cash <input type="checkbox"/> Accrual <input type="checkbox"/> Other (specify) _____			

Part I Analysis of Revenue and Expenses <small>(The total of amounts in columns (b), (c), and (d) may not necessarily equal the amounts in column (a).)</small>		(a) Revenue and expenses per books	(b) Net investment income	(c) Adjusted net income	(d) Disbursements for charitable purposes (cash basis only)
Revenue	1 Contributions, gifts, grants, etc., received			N/A	
	2 Check <input checked="" type="checkbox"/> if the foundation is not required to attach Sch B				
	3 Interest on savings and temporary cash investments				
	4 Dividends and interest from securities	133,348.	133,348.		STATEMENT 1
	5a Gross rents				
	b Net rental income or (loss)				
	6a Net gain or (loss) from sale of assets not on line 10	2,542,008.			
	b Gross sales price for all assets on line 6a <b>4,241,777.</b>				
	7 Capital gain net income (from Part IV, line 2)		2,542,008.		
	8 Net short-term capital gain				
	9 Income modifications				
	10a Gross sales less returns and allowances				
b Less Cost of goods sold					
c Gross profit or (loss)					
11 Other income					
12 Total. Add lines 1 through 11		2,675,356.	2,675,356.		
Operating and Administrative Expenses	13 Compensation of officers, directors, trustees, etc	0.	0.		0.
	14 Other employee salaries and wages				
	15 Pension plans, employee benefits				
	16a Legal fees				
	b Accounting fees <b>STMT 2</b>	5,850.	0.		5,850.
	c Other professional fees				
	17 Interest				
	18 Taxes <b>STMT 3</b>	3,015.	1,265.		0.
	19 Depreciation and depletion				
	20 Occupancy				
	21 Travel, conferences, and meetings				
	22 Printing and publications				
	23 Other expenses <b>STMT 4</b>	17,376.	17,096.		0.
	24 Total operating and administrative expenses. Add lines 13 through 23	26,241.	18,361.		5,850.
	25 Contributions, gifts, grants paid	230,000.			230,000.
26 Total expenses and disbursements. Add lines 24 and 25	256,241.	18,361.		235,850.	
27 Subtract line 26 from line 12:					
a Excess of revenue over expenses and disbursements	2,419,115.				
b Net investment income (if negative, enter -0-)		2,656,995.			
c Adjusted net income (if negative, enter -0-)			N/A		



614 8

Part II Balance Sheets		Attached schedules and amounts in the description column should be for end-of-year amounts only		Beginning of year	End of year		
		(a) Book Value	(b) Book Value	(c) Fair Market Value			
Assets	1	Cash - non-interest-bearing		812.	1,979.	1,979.	
	2	Savings and temporary cash investments		75,403.	134,862.	134,862.	
	3	Accounts receivable ▶					
		Less: allowance for doubtful accounts ▶					
	4	Pledges receivable ▶					
		Less: allowance for doubtful accounts ▶					
	5	Grants receivable					
	6	Receivables due from officers, directors, trustees, and other disqualified persons					
	7	Other notes and loans receivable ▶					
		Less: allowance for doubtful accounts ▶					
	8	Inventories for sale or use					
	9	Prepaid expenses and deferred charges					
	10a	Investments - U.S. and state government obligations					
	b	Investments - corporate stock	STMT 5		1,367,586.	3,723,922.	4,018,210.
	c	Investments - corporate bonds					
11	Investments - land, buildings, and equipment basis ▶						
	Less: accumulated depreciation ▶						
12	Investments - mortgage loans						
13	Investments - other						
14	Land, buildings, and equipment: basis ▶						
	Less: accumulated depreciation ▶						
15	Other assets (describe ▶)						
	16	<b>Total assets (to be completed by all filers)</b>		<b>1,443,801.</b>	<b>3,860,763.</b>	<b>4,155,051.</b>	
Liabilities	17	Accounts payable and accrued expenses					
	18	Grants payable					
	19	Deferred revenue					
	20	Loans from officers, directors, trustees, and other disqualified persons			2,153.		
	21	Mortgages and other notes payable					
	22	Other liabilities (describe ▶)					
	23	<b>Total liabilities (add lines 17 through 22)</b>		<b>2,153.</b>	<b>0.</b>		
Net Assets or Fund Balances	Foundations that follow SFAS 117, check here ▶ <input type="checkbox"/>						
	and complete lines 24 through 26 and lines 30 and 31.						
	24	Unrestricted					
	25	Temporarily restricted					
	26	Permanently restricted					
	Foundations that do not follow SFAS 117, check here ▶ <input checked="" type="checkbox"/>						
	and complete lines 27 through 31.						
27	Capital stock, trust principal, or current funds			2,000,000.	2,000,000.		
28	Paid-in or capital surplus, or land, bldg., and equipment fund			0.	0.		
29	Retained earnings, accumulated income, endowment, or other funds			<558,352.>	1,860,763.		
	30	<b>Total net assets or fund balances</b>		<b>1,441,648.</b>	<b>3,860,763.</b>		
	31	<b>Total liabilities and net assets/fund balances</b>		<b>1,443,801.</b>	<b>3,860,763.</b>		

Part III Analysis of Changes in Net Assets or Fund Balances

1	Total net assets or fund balances at beginning of year - Part II, column (a), line 30 (must agree with end-of-year figure reported on prior year's return)	1	1,441,648.
2	Enter amount from Part I, line 27a	2	2,419,115.
3	Other increases not included in line 2 (itemize) ▶	3	0.
4	Add lines 1, 2, and 3	4	3,860,763.
5	Decreases not included in line 2 (itemize) ▶	5	0.
6	Total net assets or fund balances at end of year (line 4 minus line 5) - Part II, column (b), line 30	6	3,860,763.

**Part IV Capital Gains and Losses for Tax on Investment Income**

(a) List and describe the kind(s) of property sold (e.g., real estate, 2-story brick warehouse; or common stock, 200 shs. MLC Co.)	(b) How acquired P - Purchase D - Donation	(c) Date acquired (mo., day, yr.)	(d) Date sold (mo., day, yr.)
1a			
b <b>SEE ATTACHED STATEMENT</b>			
c			
d			
e			

(e) Gross sales price	(f) Depreciation allowed (or allowable)	(g) Cost or other basis plus expense of sale	(h) Gain or (loss) (e) plus (f) minus (g)
a			
b			
c			
d			
e <b>4,241,777.</b>		<b>1,699,769.</b>	<b>2,542,008.</b>

(i) F.M.V. as of 12/31/69	(j) Adjusted basis as of 12/31/69	(k) Excess of col. (i) over col. (j), if any	(l) Gains (Col. (h) gain minus col. (k), but not less than -0-) or Losses (from col. (h))
a			
b			
c			
d			
e			<b>2,542,008.</b>

Complete only for assets showing gain in column (h) and owned by the foundation on 12/31/69			
2 Capital gain net income or (net capital loss)	{ If gain, also enter in Part I, line 7 If (loss), enter -0- in Part I, line 7	2	<b>2,542,008.</b>
3 Net short-term capital gain or (loss) as defined in sections 1222(5) and (6): If gain, also enter in Part I, line 8, column (c). If (loss), enter -0- in Part I, line 8		3	<b>N/A</b>

**Part V Qualification Under Section 4940(e) for Reduced Tax on Net Investment Income**

(For optional use by domestic private foundations subject to the section 4940(a) tax on net investment income.)

If section 4940(d)(2) applies, leave this part blank.

Was the foundation liable for the section 4942 tax on the distributable amount of any year in the base period?  Yes  No

If "Yes," the foundation does not qualify under section 4940(e). Do not complete this part.

1 Enter the appropriate amount in each column for each year; see instructions before making any entries.

(a) Base period years Calendar year (or tax year beginning in)	(b) Adjusted qualifying distributions	(c) Net value of noncharitable-use assets	(d) Distribution ratio (col. (b) divided by col. (c))
2008			
2007			
2006			
2005			
2004			

2 Total of line 1, column (d)	2	
3 Average distribution ratio for the 5-year base period - divide the total on line 2 by 5, or by the number of years the foundation has been in existence if less than 5 years	3	
4 Enter the net value of noncharitable-use assets for 2009 from Part X, line 5	4	
5 Multiply line 4 by line 3	5	
6 Enter 1% of net investment income (1% of Part I, line 27b)	6	
7 Add lines 5 and 6	7	
8 Enter qualifying distributions from Part XII, line 4	8	

If line 8 is equal to or greater than line 7, check the box in Part VI, line 1b, and complete that part using a 1% tax rate. See the Part VI instructions.

**Part VI Excise Tax Based on Investment Income (Section 4940(a), 4940(b), 4940(e), or 4948 - see instructions)**

1a	Exempt operating foundations described in section 4940(d)(2), check here <input type="checkbox"/> and enter "N/A" on line 1. Date of ruling or determination letter: _____ (attach copy of letter if necessary-see instructions)		
b	Domestic foundations that meet the section 4940(e) requirements in Part V, check here <input type="checkbox"/> and enter 1% of Part I, line 27b	1	53,140.
c	All other domestic foundations enter 2% of line 27b. Exempt foreign organizations enter 4% of Part I, line 12, col. (b)		
2	Tax under section 511 (domestic section 4947(a)(1) trusts and taxable foundations only. Others enter -0-)	2	0.
3	Add lines 1 and 2	3	53,140.
4	Subtitle A (income) tax (domestic section 4947(a)(1) trusts and taxable foundations only. Others enter -0-)	4	0.
5	Tax based on investment income. Subtract line 4 from line 3. If zero or less, enter -0-	5	53,140.
6	Credits/Payments:		
6a	2009 estimated tax payments and 2008 overpayment credited to 2009	6a	2,960.
6b	Exempt foreign organizations - tax withheld at source	6b	
6c	Tax paid with application for extension of time to file (Form 8868)	6c	57,250.
6d	Backup withholding erroneously withheld	6d	
7	Total credits and payments. Add lines 6a through 6d	7	60,210.
8	Enter any penalty for underpayment of estimated tax. Check here <input type="checkbox"/> if Form 2220 is attached	8	
9	Tax due. If the total of lines 5 and 8 is more than line 7, enter amount owed	9	
10	Overpayment. If line 7 is more than the total of lines 5 and 8, enter the amount overpaid	10	7,070.
11	Enter the amount of line 10 to be: Credited to 2010 estimated tax <input type="checkbox"/> 7,070. Refunded <input type="checkbox"/>	11	0.

**Part VII-A Statements Regarding Activities**

	Yes	No
1a		X
1b		X
1c		X
2		X
3		X
4a		X
4b		X
5		X
6	X	
7	X	
8a		
8b	X	
9		X
10		X

N/A

**Part VII-A. Statements Regarding Activities** (continued)

11	At any time during the year, did the foundation, directly or indirectly, own a controlled entity within the meaning of section 512(b)(13)? If "Yes," attach schedule (see instructions)	11		X
12	Did the foundation acquire a direct or indirect interest in any applicable insurance contract before August 17, 2008?	12		X
13	Did the foundation comply with the public inspection requirements for its annual returns and exemption application? Website address ► <u>N/A</u>	13	X	
14	The books are in care of ► <u>BOURGEOIS BENNETT, LLC</u> Telephone no. ► <u>504-831-4949</u> Located at ► <u>P.O. BOX 60600, NEW ORLEANS, LA</u> ZIP+4 ► <u>70160-0600</u>			
15	Section 4947(a)(1) nonexempt charitable trusts filing Form 990-PF in lieu of Form 1041 - Check here and enter the amount of tax-exempt interest received or accrued during the year ► <u>15</u>   <u>N/A</u>			

**Part VII-B. Statements Regarding Activities for Which Form 4720 May Be Required**

File Form 4720 if any item is checked in the "Yes" column, unless an exception applies.

		Yes	No
<b>1a</b>	During the year did the foundation (either directly or indirectly):		
(1)	Engage in the sale or exchange, or leasing of property with a disqualified person? <input type="checkbox"/> Yes <input checked="" type="checkbox"/> No		
(2)	Borrow money from, lend money to, or otherwise extend credit to (or accept it from) a disqualified person? <input type="checkbox"/> Yes <input checked="" type="checkbox"/> No		
(3)	Furnish goods, services, or facilities to (or accept them from) a disqualified person? <input type="checkbox"/> Yes <input checked="" type="checkbox"/> No		
(4)	Pay compensation to, or pay or reimburse the expenses of, a disqualified person? <input type="checkbox"/> Yes <input checked="" type="checkbox"/> No		
(5)	Transfer any income or assets to a disqualified person (or make any of either available for the benefit or use of a disqualified person)? <input type="checkbox"/> Yes <input checked="" type="checkbox"/> No		
(6)	Agree to pay money or property to a government official? (Exception. Check "No" if the foundation agreed to make a grant to or to employ the official for a period after termination of government service, if terminating within 90 days.) <input type="checkbox"/> Yes <input checked="" type="checkbox"/> No		
<b>b</b>	If any answer is "Yes" to 1a(1)-(6), did any of the acts fail to qualify under the exceptions described in Regulations section 53.4941(d)-3 or in a current notice regarding disaster assistance (see page 20 of the instructions)? Organizations relying on a current notice regarding disaster assistance check here ► <input type="checkbox"/>	1b	X
<b>c</b>	Did the foundation engage in a prior year in any of the acts described in 1a, other than excepted acts, that were not corrected before the first day of the tax year beginning in 2009?	1c	X
<b>2</b>	Taxes on failure to distribute income (section 4942) (does not apply for years the foundation was a private operating foundation defined in section 4942(j)(3) or 4942(j)(5)):		
<b>a</b>	At the end of tax year 2009, did the foundation have any undistributed income (lines 6d and 6e, Part XIII) for tax year(s) beginning before 2009? <input type="checkbox"/> Yes <input checked="" type="checkbox"/> No If "Yes," list the years ► _____		
<b>b</b>	Are there any years listed in 2a for which the foundation is not applying the provisions of section 4942(a)(2) (relating to incorrect valuation of assets) to the year's undistributed income? (If applying section 4942(a)(2) to all years listed, answer "No" and attach statement - see instructions.) <u>N/A</u>	2b	
<b>c</b>	If the provisions of section 4942(a)(2) are being applied to any of the years listed in 2a, list the years here. ► _____		
<b>3a</b>	Did the foundation hold more than a 2% direct or indirect interest in any business enterprise at any time during the year? <input type="checkbox"/> Yes <input checked="" type="checkbox"/> No		
<b>b</b>	If "Yes," did it have excess business holdings in 2009 as a result of (1) any purchase by the foundation or disqualified persons after May 26, 1969; (2) the lapse of the 5-year period (or longer period approved by the Commissioner under section 4943(c)(7)) to dispose of holdings acquired by gift or bequest; or (3) the lapse of the 10-, 15-, or 20-year first phase holding period? (Use Schedule C, Form 4720, to determine if the foundation had excess business holdings in 2009.) <u>N/A</u>	3b	
<b>4a</b>	Did the foundation invest during the year any amount in a manner that would jeopardize its charitable purposes?	4a	X
<b>b</b>	Did the foundation make any investment in a prior year (but after December 31, 1969) that could jeopardize its charitable purpose that had not been removed from jeopardy before the first day of the tax year beginning in 2009?	4b	X

**Part VII-B Statements Regarding Activities for Which Form 4720 May Be Required** (continued)

5a During the year did the foundation pay or incur any amount to:

(1) Carry on propaganda, or otherwise attempt to influence legislation (section 4945(e))?  Yes  No

(2) Influence the outcome of any specific public election (see section 4955); or to carry on, directly or indirectly, any voter registration drive?  Yes  No

(3) Provide a grant to an individual for travel, study, or other similar purposes?  Yes  No

(4) Provide a grant to an organization other than a charitable, etc., organization described in section 509(a)(1), (2), or (3), or section 4940(d)(2)?  Yes  No

(5) Provide for any purpose other than religious, charitable, scientific, literary, or educational purposes, or for the prevention of cruelty to children or animals?  Yes  No

b If any answer is "Yes" to 5a(1)-(5), did any of the transactions fail to qualify under the exceptions described in Regulations section 53.4945 or in a current notice regarding disaster assistance (see instructions)?  Yes  No **N/A** 5b

Organizations relying on a current notice regarding disaster assistance check here

c If the answer is "Yes" to question 5a(4), does the foundation claim exemption from the tax because it maintained expenditure responsibility for the grant?  Yes  No **N/A**

If "Yes," attach the statement required by Regulations section 53.4945-5(d).

6a Did the foundation, during the year, receive any funds, directly or indirectly, to pay premiums on a personal benefit contract?  Yes  No

b Did the foundation, during the year, pay premiums, directly or indirectly, on a personal benefit contract?  Yes  No 6b X

If "Yes" to 6b, file Form 8870

7a At any time during the tax year, was the foundation a party to a prohibited tax shelter transaction?  Yes  No

b If yes, did the foundation receive any proceeds or have any net income attributable to the transaction?  Yes  No **N/A** 7b

**Part VIII Information About Officers, Directors, Trustees, Foundation Managers, Highly Paid Employees, and Contractors**

1 List all officers, directors, trustees, foundation managers and their compensation.

(a) Name and address	(b) Title, and average hours per week devoted to position	(c) Compensation (If not paid, enter -0-)	(d) Contributions to employee benefit plans and deferred compensation	(e) Expense account, other allowances
SEE STATEMENT 6		0.	0.	0.

2 Compensation of five highest-paid employees (other than those included on line 1). If none, enter "NONE."

(a) Name and address of each employee paid more than \$50,000	(b) Title, and average hours per week devoted to position	(c) Compensation	(d) Contributions to employee benefit plans and deferred compensation	(e) Expense account, other allowances
NONE				

Total number of other employees paid over \$50,000 0

**Part VIII** Information About Officers, Directors, Trustees, Foundation Managers, Highly Paid Employees, and Contractors (continued)

**3** Five highest-paid independent contractors for professional services. If none, enter "NONE."

(a) Name and address of each person paid more than \$50,000	(b) Type of service	(c) Compensation
NONE		

Total number of others receiving over \$50,000 for professional services ▶ 0

**Part IX-A** Summary of Direct Charitable Activities

List the foundation's four largest direct charitable activities during the tax year. Include relevant statistical information such as the number of organizations and other beneficiaries served, conferences convened, research papers produced, etc.	Expenses
1 N/A	0.

**Part IX-B** Summary of Program-Related Investments

Describe the two largest program-related investments made by the foundation during the tax year on lines 1 and 2.	Amount
1 N/A	
All other program-related investments. See instructions.	
<b>Total.</b> Add lines 1 through 3 <span style="float: right;">▶</span>	0.



**Part X Minimum Investment Return** (All domestic foundations must complete this part. Foreign foundations, see instructions)

1	Fair market value of assets not used (or held for use) directly in carrying out charitable, etc., purposes:		
a	Average monthly fair market value of securities	1a	3,622,513.
b	Average of monthly cash balances	1b	108,634.
c	Fair market value of all other assets	1c	
d	Total (add lines 1a, b, and c)	1d	3,731,147.
e	Reduction claimed for blockage or other factors reported on lines 1a and 1c (attach detailed explanation)	1e	0.
2	Acquisition indebtedness applicable to line 1 assets	2	0.
3	Subtract line 2 from line 1d	3	3,731,147.
4	Cash deemed held for charitable activities. Enter 1 1/2% of line 3 (for greater amount, see instructions)	4	55,967.
5	Net value of noncharitable-use assets. Subtract line 4 from line 3. Enter here and on Part V, line 4	5	3,675,180.
6	Minimum investment return. Enter 5% of line 5	6	183,759.

**Part XI Distributable Amount** (see instructions) (Section 4942(j)(3) and (j)(5) private operating foundations and certain foreign organizations check here  and do not complete this part.)

1	Minimum investment return from Part X, line 6	1	183,759.
2a	Tax on investment income for 2009 from Part VI, line 5	2a	53,140.
b	Income tax for 2009. (This does not include the tax from Part VI.)	2b	
c	Add lines 2a and 2b	2c	53,140.
3	Distributable amount before adjustments. Subtract line 2c from line 1	3	130,619.
4	Recoveries of amounts treated as qualifying distributions	4	0.
5	Add lines 3 and 4	5	130,619.
6	Deduction from distributable amount (see instructions)	6	0.
7	Distributable amount as adjusted. Subtract line 6 from line 5. Enter here and on Part XIII, line 1	7	130,619.

**Part XII Qualifying Distributions** (see instructions)

1	Amounts paid (including administrative expenses) to accomplish charitable, etc., purposes:		
a	Expenses, contributions, gifts, etc. - total from Part I, column (d), line 26	1a	235,850.
b	Program-related investments - total from Part IX-B	1b	0.
2	Amounts paid to acquire assets used (or held for use) directly in carrying out charitable, etc., purposes	2	
3	Amounts set aside for specific charitable projects that satisfy the:		
a	Suitability test (prior IRS approval required)	3a	
b	Cash distribution test (attach the required schedule)	3b	
4	Qualifying distributions. Add lines 1a through 3b. Enter here and on Part V, line 8, and Part XIII, line 4	4	235,850.
5	Foundations that qualify under section 4940(e) for the reduced rate of tax on net investment income. Enter 1% of Part I, line 27b	5	0.
6	Adjusted qualifying distributions. Subtract line 5 from line 4	6	235,850.

Note. The amount on line 6 will be used in Part V, column (b), in subsequent years when calculating whether the foundation qualifies for the section 4940(e) reduction of tax in those years.

**Part XIII** Undistributed Income (see instructions)

	(a) Corpus	(b) Years prior to 2008	(c) 2008	(d) 2009
1 Distributable amount for 2009 from Part XI, line 7				130,619.
2 Undistributed income, if any, as of the end of 2009				
a Enter amount for 2008 only			217,611.	
b Total for prior years:		0.		
3 Excess distributions carryover, if any, to 2009:				
a From 2004				
b From 2005				
c From 2006				
d From 2007				
e From 2008				
f Total of lines 3a through e	0.			
4 Qualifying distributions for 2009 from Part XII, line 4: ▶ \$ 235,850.				
a Applied to 2008, but not more than line 2a			217,611.	
b Applied to undistributed income of prior years (Election required - see instructions)		0.		
c Treated as distributions out of corpus (Election required - see instructions)	0.			
d Applied to 2009 distributable amount				18,239.
e Remaining amount distributed out of corpus	0.			
5 Excess distributions carryover applied to 2009 (If an amount appears in column (d), the same amount must be shown in column (a).)	0.			0.
6 Enter the net total of each column as indicated below:				
a Corpus Add lines 3f, 4c, and 4e Subtract line 5	0.			
b Prior years' undistributed income. Subtract line 4b from line 2b		0.		
c Enter the amount of prior years' undistributed income for which a notice of deficiency has been issued, or on which the section 4942(a) tax has been previously assessed		0.		
d Subtract line 6c from line 6b. Taxable amount - see instructions		0.		
e Undistributed income for 2008. Subtract line 4a from line 2a. Taxable amount - see instr.			0.	
f Undistributed income for 2009. Subtract lines 4d and 5 from line 1. This amount must be distributed in 2010				112,380.
7 Amounts treated as distributions out of corpus to satisfy requirements imposed by section 170(b)(1)(F) or 4942(g)(3)	0.			
8 Excess distributions carryover from 2004 not applied on line 5 or line 7	0.			
9 Excess distributions carryover to 2010. Subtract lines 7 and 8 from line 6a	0.			
10 Analysis of line 9:				
a Excess from 2005				
b Excess from 2006				
c Excess from 2007				
d Excess from 2008				
e Excess from 2009				

**Part XIV Private Operating Foundations** (see instructions and Part VII-A, question 9)

N/A

1 a If the foundation has received a ruling or determination letter that it is a private operating foundation, and the ruling is effective for 2009, enter the date of the ruling

b Check box to indicate whether the foundation is a private operating foundation described in section  4942(j)(3) or  4942(j)(5)

2 a Enter the lesser of the adjusted net income from Part I or the minimum investment return from Part X for each year listed

Tax year	Prior 3 years			(e) Total
	(a) 2009	(b) 2008	(c) 2007	
b 85% of line 2a				
c Qualifying distributions from Part XII, line 4 for each year listed				
d Amounts included in line 2c not used directly for active conduct of exempt activities				
e Qualifying distributions made directly for active conduct of exempt activities. Subtract line 2d from line 2c				
3 Complete 3a, b, or c for the alternative test relied upon:				
a "Assets" alternative test - enter:				
(1) Value of all assets				
(2) Value of assets qualifying under section 4942(j)(3)(B)(i)				
b "Endowment" alternative test - enter 2/3 of minimum investment return shown in Part X, line 6 for each year listed				
c "Support" alternative test - enter:				
(1) Total support other than gross investment income (interest, dividends, rents, payments on securities loans (section 512(a)(5)), or royalties)				
(2) Support from general public and 5 or more exempt organizations as provided in section 4942(j)(3)(B)(iii)				
(3) Largest amount of support from an exempt organization				
(4) Gross investment income				

**Part XV Supplementary Information (Complete this part only if the foundation had \$5,000 or more in assets at any time during the year-see the instructions.)**

1 Information Regarding Foundation Managers:

a List any managers of the foundation who have contributed more than 2% of the total contributions received by the foundation before the close of any tax year (but only if they have contributed more than \$5,000). (See section 507(d)(2).)

NONE

b List any managers of the foundation who own 10% or more of the stock of a corporation (or an equally large portion of the ownership of a partnership or other entity) of which the foundation has a 10% or greater interest.

NONE

2 Information Regarding Contribution, Grant, Gift, Loan, Scholarship, etc., Programs:

Check here  if the foundation only makes contributions to preselected charitable organizations and does not accept unsolicited requests for funds. If the foundation makes gifts, grants, etc. (see instructions) to individuals or organizations under other conditions, complete items 2a, b, c, and d.

a The name, address, and telephone number of the person to whom applications should be addressed:

MATT WISDOM, 504-831-4949  
P.O. BOX 13647, NEW ORLEANS, LA 70185-3647

b The form in which applications should be submitted and information and materials they should include:

PLEASE SEE ATTACHED SCHEDULE A (2 PAGES)

c Any submission deadlines:

NO DEADLINE TO SUBMIT REQUESTS

d Any restrictions or limitations on awards, such as by geographical areas, charitable fields, kinds of institutions, or other factors:

PLEASE SEE ATTACHED SCHEDULE B

**Part XV** Supplementary Information (continued)

3 Grants and Contributions Paid During the Year or Approved for Future Payment				
Recipient	If recipient is an individual, show any relationship to any foundation manager or substantial contributor	Foundation status of recipient	Purpose of grant or contribution	Amount
Name and address (home or business)				
a <i>Paid during the year</i> <b>SEE ATTACHED SCHEDULE C</b>		PUBLIC	CHARITABLE	230,000.
<b>Total</b>			▶ 3a	230,000.
b <i>Approved for future payment</i>  NONE				
<b>Total</b>			▶ 3b	0.

Part XVI-A Analysis of Income-Producing Activities

Enter gross amounts unless otherwise indicated.

Table with 5 main columns: (a) Business code, (b) Amount, (c) Exclusion code, (d) Amount, (e) Related or exempt function income. Rows include categories like Program service revenue, Membership dues, Interest on savings, Dividends, Net rental income, etc.

Part XVI-B Relationship of Activities to the Accomplishment of Exempt Purposes

Table with 2 columns: Line No., Explain below how each activity for which income is reported in column (e) of Part XVI-A contributed importantly to the accomplishment of the foundation's exempt purposes.

**Part XVII**

**Information Regarding Transfers To and Transactions and Relationships With Noncharitable Exempt Organizations**

- |                                                                                                                                                                                                                                                              | Yes   | No |
|--------------------------------------------------------------------------------------------------------------------------------------------------------------------------------------------------------------------------------------------------------------|-------|----|
| <b>1</b> Did the organization directly or indirectly engage in any of the following with any other organization described in section 501(c) of the Code (other than section 501(c)(3) organizations) or in section 527, relating to political organizations? |       |    |
| <b>a</b> Transfers from the reporting foundation to a noncharitable exempt organization of:                                                                                                                                                                  |       |    |
| (1) Cash                                                                                                                                                                                                                                                     | 1a(1) | X  |
| (2) Other assets                                                                                                                                                                                                                                             | 1a(2) | X  |
| <b>b</b> Other transactions:                                                                                                                                                                                                                                 |       |    |
| (1) Sales of assets to a noncharitable exempt organization                                                                                                                                                                                                   | 1b(1) | X  |
| (2) Purchases of assets from a noncharitable exempt organization                                                                                                                                                                                             | 1b(2) | X  |
| (3) Rental of facilities, equipment, or other assets                                                                                                                                                                                                         | 1b(3) | X  |
| (4) Reimbursement arrangements                                                                                                                                                                                                                               | 1b(4) | X  |
| (5) Loans or loan guarantees                                                                                                                                                                                                                                 | 1b(5) | X  |
| (6) Performance of services or membership or fundraising solicitations                                                                                                                                                                                       | 1b(6) | X  |
| <b>c</b> Sharing of facilities, equipment, mailing lists, other assets, or paid employees                                                                                                                                                                    | 1c    | X  |
- d** If the answer to any of the above is "Yes," complete the following schedule. Column (b) should always show the fair market value of the goods, other assets, or services given by the reporting foundation. If the foundation received less than fair market value in any transaction or sharing arrangement, show in column (d) the value of the goods, other assets, or services received.

(a) Line no	(b) Amount involved	(c) Name of noncharitable exempt organization	(d) Description of transfers, transactions, and sharing arrangements
		N/A	

**2a** Is the foundation directly or indirectly affiliated with, or related to, one or more tax-exempt organizations described in section 501(c) of the Code (other than section 501(c)(3)) or in section 527?  Yes  No

**b** If "Yes," complete the following schedule.

(a) Name of organization	(b) Type of organization	(c) Description of relationship
N/A		

Under penalties of perjury, I declare that I have examined this return, including accompanying schedules and statements, and to the best of my knowledge and belief, it is true, correct, and complete. Declaration of preparer (other than taxpayer or fiduciary) is based on all information of which preparer has any knowledge.

<b>Sign Here</b>	<i>[Signature]</i>	7-14-10	PRESIDENT Treasurer
	Signature of officer or trustee	Date	Title
<b>Paid Preparer's Use Only</b>	Preparer's signature: <i>Margorie W. Dupresnay</i>		Date: JUL 14 2010
	Firm's name (or yours if self-employed): BOURGEOIS BENNETT, L.L.C.		Check if self-employed: <input type="checkbox"/>
	address, and ZIP code: 111 VETERANS BLVD. 17TH FLOOR METAIRIE, LOUISIANA 70005		EIN: <input type="text"/>
			Preparer's identifying number: <input type="text"/>
			Phone no. 504.831.4949

SCHEDULE B  
Attachment for Part XV. 2(d)  
Form 990-PF Page 9

b. The organization was formed to provide a source of financial support for the following types of charitable activities, primarily in Louisiana and in particular in New Orleans:

- (1) The organization will promote educational opportunities for minorities and low income individuals by providing financial support for public libraries, scholarship funds (e.g., by making contributions to organizations such as the United Negro College Fund), and educational programs for the poor.
- (2) The organization will provide financial support to assist the development of the arts and cultural organizations in New Orleans by making contributions to organizations such as the New Orleans Symphony, the New Orleans Museum of Art and other similar organizations.
- (3) The organization will provide financial assistance to organizations and groups that seek to conserve and protect wildlife and nature areas, such as the Louisiana Nature Center, the Audubon Park and the New Orleans City Park and national and international organizations dedicated to these purposes.
- (4) The organization will provide financial assistance to religious organizations and other community service groups that provide shelter for the homeless and meals for the poor, and that are engaged through educational and rehabilitative programs to prevent and cure drug abuse.

The organization will provide financial support to other charitable organizations that are engaged in the activities described above, but may also make grants to individuals and groups to directly further the organizations, charitable purposes.

SCHEDULE B  
Attachment for Part XV 2(d)  
Form 990-PF

The Trustees will determine to which beneficiaries the Foundation will distribute funds available for distribution at the annual meeting of the Board of Trustees.

To receive a benefit of the Foundation, a person must be an exempt organization described in sections 501 (c) (3) or 170 (c) (2) of the Internal Revenue Code of 1954. No individuals or other groups will receive distributions.

(7) Publication The Foundation will notify by letter local organizations that are exempt under section 501 (c) (3) of the Internal Revenue Code that the Foundation intends to distribute funds to such organizations. The Foundation then may consider requests from such organizations to make contributions to their activities. The public will be made aware of the charitable activities of the Foundation through the activities of the organizations that receive distributions from the Foundation.

---



THE MARY FREEMAN WISDOM FOUNDATION

Part IV Capital Gains and Losses for Tax on Investment Income

(a) List and describe the kind(s) of property sold, e.g., real estate, 2-story brick warehouse; or common stock, 200 shs. MLC Co.	(b) How acquired P - Purchase D - Donation	(c) Date acquired (mo., day, yr.)	(d) Date sold (mo., day, yr.)
1a PUBLICLY TRADED SECURITIES - PERSHING 19C-004900	P		
b PUBLICLY TRADED SECURITIES - PERSHING 19C-004868	P		
c PUBLICLY TRADED SECURITIES - PERSHING 19C-004918	P		
d PUBLICLY TRADED SECURITIES - PERSHING 19C-004876	P		
e PUBLICLY TRADED SECURITIES - PERSHING 19C-004817	P		
f PUBLICLY TRADED SECURITIES - UBS MN 01496 88	P		
g RETURN OF PRINCIPAL - TYCO ELECTRONICS	P		
h PUBLICLY TRADED SECURITIES - PERSHING 19C-004926	P		
i			
j			
k			
l			
m			
n			
o			

(e) Gross sales price	(f) Depreciation allowed (or allowable)	(g) Cost or other basis plus expense of sale	(h) Gain or (loss) (e) plus (f) minus (g)
a 96,370.		97,275.	<905.>
b 62,239.		59,866.	2,373.
c 55,434.		46,998.	8,436.
d 83,364.		79,816.	3,548.
e 3,773,554.		1,322,266.	2,451,288.
f 114,225.		45,320.	68,905.
g 50.			50.
h 56,541.		48,228.	8,313.
i			
j			
k			
l			
m			
n			
o			

Complete only for assets showing gain in column (h) and owned by the foundation on 12/31/69			(l) Losses (from col. (h)) Gains (excess of col. (h) gain over col. (k), but not less than "-0-")
(i) F.M.V. as of 12/31/69	(j) Adjusted basis as of 12/31/69	(k) Excess of col. (i) over col. (j), if any	
a			<905.>
b			2,373.
c			8,436.
d			3,548.
e			2,451,288.
f			68,905.
g			50.
h			8,313.
i			
j			
k			
l			
m			
n			
o			

2 Capital gain net income or (net capital loss) { If gain, also enter in Part I, line 7 If (loss), enter "-0-" in Part I, line 7 }	2	2,542,008.
3 Net short-term capital gain or (loss) as defined in sections 1222(5) and (6): If gain, also enter in Part I, line 8, column (c). If (loss), enter "-0-" in Part I, line 8	3	N/A

The Mary Freeman Wisdom Foundation  
Federal ID Number 72-6123208  
Explanation for failure to file Form 8868

Form 8868, Application for Extension of Time to File an Exempt Organization Return, was due on May 17, 2010. In an effort to comply with the IRS request regarding electronic filing, our office began filing extensions electronically for non-individuals in 2010. Because this was our first year for electronic filing of non-individuals, we have not perfected our procedures on electronic filing these extensions and although the extension form was prepared by our office prior to the original due date, the person responsible for electronically releasing Form 8868 for the Mary Freeman Wisdom Foundation failed to release the extension. On July 14, 2010, while finalizing the return, we realized that the extension had not been successfully released or accepted by the IRS.

As part of our preparation of the extension request, we notified the foundation that there was a balance due on the return and they issued the check for the required amount. Efforts to deposit the balance due with the extension request on May 17, 2010 were successful, but complicated. The Mary Freeman Wisdom Foundation's checking account is with Regions Bank in New Orleans. Effective May 1, 2010, Regions Bank was no longer a federal depository and we were told on May 17, 2010 that they could not accept the tax deposit with Form 8109-B. Special arrangements had to be made with officers of the Whitney National Bank in New Orleans to accept the tax deposit on the due date. Our efforts to make sure that the tax deposit was made on May 17, 2010 shows that we were aware of the due date and certainly intended to apply for the extension.

The Mary Freeman Wisdom Foundation has not filed delinquent tax returns and has always complied with IRS rules and regulations in prior years. Because of these unusual circumstances, we respectfully request that the penalty for late filing of this return not be assessed.

FORM 990-PF DIVIDENDS AND INTEREST FROM SECURITIES STATEMENT 1

SOURCE	GROSS AMOUNT	CAPITAL GAINS DIVIDENDS	COLUMN (A) AMOUNT
PERSHING, LLC - DAVIDSON MANAGED (19C-004900)	1,124.	0.	1,124.
PERSHING, LLC - DOMESTIC FIXED ACCOUNT (5PN-004882)	24,128.	0.	24,128.
PERSHING, LLC - EATON VANCE MANAGED (19C-004868)	2,499.	0.	2,499.
PERSHING, LLC - LAZARD MANAGED (19C-004926)	2,007.	0.	2,007.
PERSHING, LLC - NATURAL RESOURCES ACCOUNT (5PN-004908)	3,888.	0.	3,888.
PERSHING, LLC - TIPS ACCOUNT (5PN-004890)	3,261.	0.	3,261.
PERSHING, LLC - TRADEWINDS MANAGED (19C-004918)	4,049.	0.	4,049.
PERSHING, LLC - TRANSAMERICA MANAGED (19C-004876)	1,309.	0.	1,309.
UBS FINANCIAL	91,083.	0.	91,083.
<b>TOTAL TO FM 990-PF, PART I, LN 4</b>	<b>133,348.</b>	<b>0.</b>	<b>133,348.</b>

FORM 990-PF ACCOUNTING FEES STATEMENT 2

DESCRIPTION	(A) EXPENSES PER BOOKS	(B) NET INVESTMENT INCOME	(C) ADJUSTED NET INCOME	(D) CHARITABLE PURPOSES
ACCOUNTING FEES	5,850.	0.		5,850.
TO FORM 990-PF, PG 1, LN 16B	5,850.	0.		5,850.

FORM 990-PF TAXES STATEMENT 3

DESCRIPTION	(A) EXPENSES PER BOOKS	(B) NET INVESTMENT INCOME	(C) ADJUSTED NET INCOME	(D) CHARITABLE PURPOSES
FOREIGN TAXES	1,265.	1,265.		0.
EXCISE TAX	1,750.	0.		0.
TO FORM 990-PF, PG 1, LN 18	3,015.	1,265.		0.

---



---

**FORM 990-PF** **OTHER EXPENSES** **STATEMENT 4**


---

DESCRIPTION	(A) EXPENSES PER BOOKS	(B) NET INVEST- MENT INCOME	(C) ADJUSTED NET INCOME	(D) CHARITABLE PURPOSES
BANK FEES	60.	0.		0.
INVESTMENT FEES	17,096.	17,096.		0.
POST OFFICE BOX	220.	0.		0.
TO FORM 990-PF, PG 1, LN 23	17,376.	17,096.		0.

---



---



---



---

**FORM 990-PF** **CORPORATE STOCK** **STATEMENT 5**


---

DESCRIPTION	BOOK VALUE	FAIR MARKET VALUE
SEE ATTACHED STATEMENT	0.	0.
SEE ATTACHED STATEMENT	3,723,922.	4,018,210.
TOTAL TO FORM 990-PF, PART II, LINE 10B	3,723,922.	4,018,210.

---



---

FORM 990-PF

PART VIII - LIST OF OFFICERS, DIRECTORS  
TRUSTEES AND FOUNDATION MANAGERS

STATEMENT 6

NAME AND ADDRESS	TITLE AND AVRG HRS/WK	COMPEN- SATION	EMPLOYEE BEN PLAN CONTRIB	EXPENSE ACCOUNT
NED BENJAMIN 1823 PALMER NEW ORLEANS, LA 70118	PRESIDENT 1.00	0.	0.	0.
ARTHUR WISDOM 1839 CALHOUN NEW ORLEANS, LA 70118	TREASURER 1.00	0.	0.	0.
STUART BENJAMIN 12 PASCAL WAY DURHAM, NC 27705	RECORDING SECRETARY 1.00	0.	0.	0.
HELEN WISDOM 1734 PALMER NEW ORLEANS, LA 70118	TRUSTEE 1.00	0.	0.	0.
MATT WISDOM 1115 HENRY CLAY AVENUE NEW ORLEANS, LA 70118	TRUSTEE 1.00	0.	0.	0.
ADELAIDE W. BENJAMIN 1837 PALMER NEW ORLEANS, LA 70118	TRUSTEE 1.00	0.	0.	0.
TOTALS INCLUDED ON 990-PF, PAGE 6, PART VIII		0.	0.	0.

Mary Freeman Wisdom Foundation  
 72-6123208  
 Attachment to Form 990-PF, Part II, line 10B

R

Name of Fund	Brokerage Account No.	Book (at Cost) Value	Market Value
Pershing - Davidson Managed	Pershing 19C-004900	569,494.28	636,621.70
Less 395 shares STEC sold 12/30/2009	Pershing 19C-004900	(13,780.76)	(6,454.30)
Pershing - Domestic Fixed Account	Pershing 5PN-004882	975,878.33	999,758.04
Pershing - Eaton Vance Managed	Pershing 19C-004868	371,952.77	406,346.44
Pershing - Lazard Managed	Pershing 19C-004926	372,927.94	408,885.33
Pershing - Natural Resources Account	Pershing 5PN-004908	194,238.18	241,205.05
Pershing - TIPS Account	Pershing 5PN-004890	193,610.49	199,048.23
Pershing - Tradewinds Managed	Pershing 19C-004918	701,665.74	726,613.07
Pershing - Transamerica Managed	Pershing 19C-004876	357,935.15	406,186.27
Total Funds		<u>3,723,922.12</u>	<u>4,018,209.83</u>

**Additional Information**

	This Period	Year-to-Date
Securities Bought and Sold	\$1,473.56	-\$562,965.68

**Customer Service Information**

Your Financial Representative: ECA  
 EQUITAS CAPITAL ADVISORS, LLC  
 909 POYDRAS STREET, SUITE 1850  
 NEW ORLEANS LA 70112-4031  
 Telephone Number: (504) 569-9600  
 Fax Number: (504) 569-9650  
 Portfolio Manager: DAVIDSON INVESTMENT ADVISORS  
 Portfolio Investment Style: SMALL / MID RUSSELL 2500

**Portfolio Holdings**

Quantity	Opening Date	Account Number	Activity Ending	Opening Balance	Closing Balance	Accrued Income	Income This Year	30-Day Yield	Current Yield
<b>Cash, Money Funds, and FDIC Deposits 1.00% of Portfolio</b>									
Cash Balance				0.00	193.48				
<b>Money Market</b>									
FEDERATED CAPITAL RESERVES	12/01/09	0001606878	12/31/09	4,777.16	6,463.41	0.00	0.00	0.00%	0.00%
Total Money Market				\$4,777.16	\$6,463.41	\$0.00	\$0.00		
<b>Total Cash, Money Funds, and FDIC Deposits</b>									
				\$4,777.16	\$6,656.89	\$0.00	\$0.00		

Quantity	Acquisition Date	Unit Cost	Cost Basis	Market Price	Market Value	Unrealized Gain/Loss	Estimated Annual Income	Estimated Yield
<b>Equities 99.00% of Portfolio</b>								
<b>Common Stocks</b>								
AIRGAS INC								
Dividend Option: Cash								
Security Identifier: ARG								
130.000	08/25/09	46.3750	6,028.70	47.6000	6,188.00	159.30	93.60	1.51%
140.000	10/30/09	44.6730	6,254.23	47.6000	6,664.00	409.77	100.80	1.51%
270.000	Total		\$12,282.93		\$12,852.00	\$569.07	\$194.40	
<b>ALLIANCE DATA SYS CORP COM</b>								
Dividend Option: Cash								
Security Identifier: ADS								
530.000	08/20/09	55.7270	29,535.31	64.5900	34,232.70	4,697.39		

**Pershing**  
 Advisor Solutions  
 AKA AFFILIATE OF THE BANK  
 OF NEW YORK MELLON  
 One Pershing Plaza, Jersey City, NJ 07399  
 Pershing Advisor Solutions LLC, member FINRA, SIPC  
 (877) 870-7230



**Brokerage**  
**Account Statement**

Statement Period: 12/01/2009 - 12/31/2009


**Portfolio Holdings (continued)**

Quantity	Acquisition Date	Unit Cost	Cost Basis	Market Price	Market Value	Unrealized Gain/Loss	Estimated Annual Income	Estimated Yield
<b>Equities (continued)</b>								
<b>Common Stocks (continued)</b>								
<b>BLUE NILE INC COM</b>								
	Dividend Option: Cash							
	<i>Security Identifier:</i> NILE							
195.000	08/20/09	54.1480	10,558.86	63.3300	12,349.35	1,790.49		
130.000	11/24/09	56.7160	7,373.11	63.3300	8,232.90	859.79		
<b>325.000</b>	<b>Total</b>		<b>\$17,931.97</b>		<b>\$20,582.25</b>	<b>\$2,650.28</b>	<b>\$0.00</b>	
<b>CAPELLA ED CO COM</b>								
	Dividend Option: Cash							
	<i>Security Identifier:</i> CPLA							
165.000	08/20/09	63.7880	10,525.02	75.3000	12,424.50	1,899.48		
115.000	09/04/09	62.1970	7,152.66	75.3000	8,659.50	1,506.84		
70.000	10/30/09	69.2800	4,849.57	75.3000	5,271.00	421.43		
<b>350.000</b>	<b>Total</b>		<b>\$22,527.25</b>		<b>\$26,355.00</b>	<b>\$3,827.75</b>	<b>\$0.00</b>	
<b>DISCOVER FINL SVCS COM INC</b>								
	Dividend Option: Cash							
	<i>Security Identifier:</i> DFS							
980.000	08/20/09	12.7480	12,493.04	14.7100	14,415.80	1,922.76	78.40	0.54%
<b>FEI COMPANY COMMON</b>								
	Dividend Option: Cash							
	<i>Security Identifier:</i> FEIC							
805.000	08/20/09	21.9680	17,684.39	23.3600	18,804.80	1,120.41		
<b>FLIR SYSTEMS INC</b>								
	Dividend Option: Cash							
	<i>Security Identifier:</i> FLIR							
800.000	08/20/09	22.4980	17,998.40	32.7200	26,176.00	8,177.60		
<b>FTI CONSULTING INC COM</b>								
	Dividend Option: Cash							
	<i>Security Identifier:</i> FCN							
340.000	08/20/09	47.6880	16,213.92	47.1600	16,034.40	-179.52		
180.000	10/15/09	42.1550	7,587.92	47.1600	8,488.80	900.88		
<b>520.000</b>	<b>Total</b>		<b>\$23,801.84</b>		<b>\$24,523.20</b>	<b>\$721.36</b>	<b>\$0.00</b>	



Portfolio Holdings (continued)

Quantity	Acquisition Date	Unit Cost	Cost Basis	Market Price	Market Value	Unrealized Gain/Loss	Estimated Annual Income	Estimated Yield
<b>Equities (continued)</b>								
<b>Common Stocks (continued)</b>								
<b>FIRST CASH FIN'L SVCS INC (FORMALLY)</b>								
FIRST CASH INC EFF 1/14/99								
Dividend Option: Cash								
	08/20/09	17.7860	18,408.49	22.1900	22,966.65	4,558.16		
	09/18/09	17.7020	6,992.17	22.1900	8,765.05	1,772.88		
	Total		\$25,400.66		\$31,731.70	\$6,331.04	\$0.00	
<b>SECURITY IDENTIFIER: FCF5</b>								
<b>GAMESTOP CORP NEW CLASS A</b>								
Dividend Option: Cash								
	08/20/09	23.5800	16,977.60	21.9400	15,796.80	-1,180.80		
<b>SECURITY IDENTIFIER: GME</b>								
<b>GEOEYE INC COM</b>								
Dividend Option: Cash								
	09/24/09	25.9090	9,456.68	27.8800	10,176.20	719.52		
<b>SECURITY IDENTIFIER: GEOY</b>								
<b>GERDAU AMERISTEEL CORP COM</b>								
ISIN#CA3737P1053								
Dividend Option: Cash								
	08/20/09	6.8330	14,417.40	8.2500	17,407.50	2,990.10		
<b>SECURITY IDENTIFIER: GNA</b>								
<b>GYMBOREE CORP COM</b>								
Dividend Option: Cash								
	08/20/09	43.5300	23,070.90	43.4900	23,049.70	-21.20		
	11/05/09	40.9900	7,583.17	43.4900	8,045.65	462.48		
	Total		\$30,654.07		\$31,095.35	\$441.28	\$0.00	
<b>SECURITY IDENTIFIER: GYMB</b>								
<b>HQ SUSTAINABLE MARITIME INDS INC</b>								
COM NEW								
Dividend Option: Cash								
	08/20/09	8.0680	14,845.12	7.0400	12,953.60	-1,891.52		
<b>SECURITY IDENTIFIER: HQS</b>								
<b>HOUSTON WIRE &amp; CABLE CO COM</b>								
Dividend Option: Cash								
	08/20/09	10.7470	13,487.14	11.9000	14,934.50	1,447.36	426.70	2.86%
<b>SECURITY IDENTIFIER: HWCC</b>								
<b>INNERWORKINGS INC COM</b>								
Dividend Option: Cash								
<b>SECURITY IDENTIFIER: INWK</b>								



**Pershing**  
 AN AFFILIATE OF THE BANK  
 OF NEW YORK MELLON  
 One Pershing Plaza, Jersey City, NJ 07399  
 Pershing Advisor Solutions LLC, member FINRA, SIPC  
 (877) 870-7230

Statement Period: 12/01/2009 - 12/31/2009

**Portfolio Holdings (continued)**

Quantity	Acquisition Date	Unit Cost	Cost Basis	Market Price	Market Value	Unrealized Gain/Loss	Estimated Annual Income	Estimated Yield
<b>Equities (continued)</b>								
<b>Common Stocks (continued)</b>								
<b>INNERWORKINGS INC COM (continued)</b>								
2,390,000	08/20/09	6.1120	14,608.80	5.9000	14,101.00	-507.80		
<b>MADDEN STEVEN LTD COM</b>								
Dividend Option: Cash								
Security Identifier: SHOO								
405,000	08/20/09	31.6090	12,801.73	41.2400	16,702.20	3,900.47		
<b>MASIMO CORP COM</b>								
Dividend Option: Cash								
Security Identifier: MASI								
225,000	12/16/09	28.0420	6,309.36	30.4200	6,844.50	535.14		
<b>MICRO SYS INC</b>								
Dividend Option: Cash								
Security Identifier: MCRS								
830,000	08/20/09	28.2930	23,482.82	31.0300	25,754.90	2,272.08		
<b>MILLER HERMAN INC</b>								
Dividend Option: Cash								
Security Identifier: MLHR								
1,060,000	08/20/09	15.7880	16,735.52	15.9800	16,938.80	203.28	93.28	0.55%
<b>MYRIAD GENETICS INC</b>								
Dividend Option: Cash								
Security Identifier: MYGN								
585,000	08/20/09	25.1080	14,688.18	26.1000	15,268.50	580.32		
215,000	08/27/09	29.6860	6,382.43	26.1000	5,611.50	-770.93		
235,000	11/10/09	23.7300	5,576.55	26.1000	6,133.50	556.95		
<b>1,035,000</b>	<b>Total</b>		<b>\$26,647.16</b>		<b>\$27,013.50</b>	<b>\$366.34</b>	<b>\$0.00</b>	
<b>NORTHEAST UTILITIES</b>								
Dividend Option: Cash								
Security Identifier: NU								
610,000	08/20/09	23.6980	14,455.78	25.7900	15,731.90	1,276.12	579.50	3.68%



Portfolio Holdings (continued)

Quantity	Acquisition Date	Unit Cost	Cost Basis	Market Price	Market Value	Unrealized Gain/Loss	Estimated Annual Income	Estimated Yield
<b>Equities (continued)</b>								
<b>Common Stocks (continued)</b>								
<b>OPTIONSXPRESS HLDGS INC COM</b>								
Dividend Option: Cash								
	Security Identifier: OXPS							
1,255,000	08/20/09	16,5720	20,798.45	15.4500	19,389.75	-1,408.70		
375,000	09/18/09	17,6220	6,608.21	15.4500	5,793.75	-814.46		
390,000	12/04/09	15,0350	5,863.57	15.4500	6,025.50	161.93		
<b>2,020,000</b>	<b>Total</b>		<b>\$33,270.23</b>		<b>\$31,209.00</b>	<b>-\$2,061.23</b>	<b>\$0.00</b>	
<b>RIGHTNOW TECH INC COM</b>								
Dividend Option: Cash								
	Security Identifier: RNOW							
2,295,000	08/20/09	12,4970	28,681.23	17.3700	39,864.15	11,182.92		
<b>STEC INC COM</b>								
Dividend Option: Cash								
	Security Identifier: STEC							
480,000	08/20/09	34,8880	16,746.24	16.3400	7,843.20	-8,903.04		
325,000	11/06/09	14,0790	4,575.74	16.3400	5,310.50	734.76		
<b>805,000</b>	<b>Total</b>		<b>\$21,321.98</b>		<b>\$13,153.70</b>	<b>-\$8,168.28</b>	<b>\$0.00</b>	
<b>SVB FINL GROUP COM</b>								
Dividend Option: Cash								
	Security Identifier: SIVB							
740,000	08/20/09	37,6280	27,844.92	41.6900	30,850.60	3,005.68		
<b>SUPERIOR ENERGY SERVICES INC</b>								
Dividend Option: Cash								
	Security Identifier: SPN							
235,000	08/20/09	18,1880	4,274.18	24.2900	5,708.15	1,433.97		
255,000	08/31/09	18,0660	4,606.93	24.2900	6,193.95	1,587.02		
<b>490,000</b>	<b>Total</b>		<b>\$8,881.11</b>		<b>\$11,902.10</b>	<b>\$3,020.99</b>	<b>\$0.00</b>	
<b>WHITING PETE CORP NEW COM</b>								
Dividend Option: Cash								
	Security Identifier: WLL							
385,000	08/20/09	48,2080	18,560.08	71.4500	27,508.25	8,948.17		
<b>ZOLL MEDICAL CORP</b>								
Dividend Option: Cash								
	Security Identifier: ZOLL							
865,000	08/20/09	18,3970	15,913.26	26.7200	23,112.80	7,199.54		
215,000	11/11/09	22,9060	4,924.83	26.7200	5,744.80	819.97		
<b>1,080,000</b>	<b>Total</b>		<b>\$20,838.09</b>		<b>\$28,857.60</b>	<b>\$8,019.51</b>	<b>\$0.00</b>	
<b>Total Common Stocks</b>							<b>\$1,372.28</b>	
							<b>\$618,469.60</b>	



**Pershing**  
 AN AFFILIATE OF THE BANK  
 OF NEW YORK MELLON  
 Advisor Solutions  
 One Pershing Plaza, Jersey City, NJ 07399  
 Member FINRA, SIPC  
 (877) 870-7230

Statement Period: 12/01/2009 - 12/31/2009

**Portfolio Holdings (continued)**

Quantity	Acquisition Date	Unit Cost	Cost Basis	Market Price	Market Value	Unrealized Gain/Loss	Estimated Annual Income	Estimated Yield
<b>Equities (continued)</b>								
Real Estate Investment Trusts								
VENTAS INC COM								
Dividend Option: Cash								
Security Identifier: VTR								
415,000	08/20/09	37.4980	15,561.67	43.7400	18,152.10	2,590.43	850.75	4.68%
<b>Total Real Estate Investment Trusts</b>			<b>\$15,561.67</b>		<b>\$18,152.10</b>	<b>\$2,590.43</b>	<b>\$850.75</b>	
<b>Total Equities</b>								
			<b>\$569,494.28</b>		<b>\$636,621.70</b>	<b>\$67,127.42</b>	<b>\$2,223.03</b>	
<b>Total Portfolio Holdings</b>								
			<b>\$576,151.17</b>		<b>\$643,278.59</b>	<b>\$67,127.42</b>	<b>\$2,223.03</b>	

The values, where indicated, of real estate investment trusts (REITs) and direct participation programs (DPPs), including limited partnerships, have been provided by the REITs or DPPs, generally through an intermediary. The values are not guaranteed and are intended to reflect an estimate of the interest in the REIT or DPP represented by the units or shares described above. REIT and DPP securities are generally illiquid, and the value may not be realized when you seek to liquidate the security. Where no value is indicated, please note that:

- REIT or DPP securities are generally illiquid
- The value of the security may be different from its purchase price
- Accurate valuation information is not available.

Please note the values for DPPs and REITs which are provided by the REITs and DPPs may not reflect recent activity and do not reflect an independent evaluation of the REIT or DPP.

**Disclosures and Other Information**

**Pricing** - Securities prices may vary from actual liquidation value. Prices shown should only be used as a general guide to portfolio value. Prices are received from various pricing services. However, pricing services are sometimes unable to provide timely information. Where pricing sources are not readily available, particularly on certain debt securities, estimated prices may be generated by a matrix system taking various factors into consideration. The pricing of listed options takes into account the last closing price, as well as the current bid and offer prices. Where securities have not been priced, such securities have not been included in the Asset Allocation information at the beginning of this statement.

**Reinvestment** - The dollar amount of Mutual Fund distributions, Money Market Fund dividend income, Bank Deposit interest income, or dividends for other securities shown on your Statement may have been reinvested. You will not receive confirmation of these reinvestments. However, information pertaining to these transactions which would otherwise appear on confirmations, including the time of execution and the name of the person from whom your security was purchased, will be furnished to you upon written request to your introducing firm. In dividend reinvestment transactions, Pershing acts as your agent and receives payment for order flow, the source and nature of which payment will be furnished to you upon written request to your introducing firm.

**Option Disclosure** - Information with respect to commissions and other charges incurred in connection with the execution of option transactions has been included in confirmations previously furnished to you. A summary of this information is available to you promptly upon your written request directed to your introducing firm. In order to assist your introducing firm in maintaining current background and financial

**Additional Information**

Securities Bought and Sold      This Period      Year-to-Date  
 -\$20,775.93      -\$975,878.33

**Customer Service Information**

Your Financial Representative: ECA      Contact Information  
 EQUITAS CAPITAL ADVISORS, LLC      Telephone Number: (504) 569-9600  
 909 POYDRAS STREET, SUITE 1850      Fax Number: (504) 569-9650  
 NEW ORLEANS      LA 70112-4031

**Portfolio Holdings**

Quantity	Acquisition Date	Unit Cost	Cost Basis	Market Price	Market Value	Unrealized Gain/Loss	Accrued Interest	Estimated Annual Income	Estimated Yield
<b>Mutual Funds 100.00% of Portfolio</b>									
<b>Mutual Funds</b>									
LOOMIS SAYLES INVESTMENT GRADE BOND FUND CLASS Y									
Open End Fund									
Security Identifier: LSIX									
Dividend Option: Reinvest; Capital Gains Option: Reinvest									
43,444.511		11.2300	487,860.68	11.6800	507,431.89	19,571.21		25,801.69	5.08%
<b>*PIMCO TOTAL RETURN FUND INSTITUTIONAL CLASS</b>									
Open End Fund									
Security Identifier: PTRX									
Dividend Option: Reinvest; Capital Gains Option: Reinvest									
45,585.755		10.7050	488,017.65	10.8000	492,326.15	4,308.50		27,722.15	5.63%
<b>Total Mutual Funds</b>			<b>\$975,878.33</b>		<b>\$999,758.04</b>	<b>\$23,879.71</b>		<b>\$53,523.84</b>	
<b>Total Mutual Funds</b>			<b>\$975,878.33</b>		<b>\$999,758.04</b>	<b>\$23,879.71</b>		<b>\$53,523.84</b>	

**Total Portfolio Holdings**

Cost Basis      Market Value      Unrealized Gain/Loss      Accrued Interest      Estimated Annual Income

\$975,878.33      \$999,758.04      \$23,879.71      \$0.00      \$53,523.84

**Disclosures and Other Information**

Pricing - Securities prices may vary from actual liquidation value. Prices shown should only be used as a general guide to portfolio value. Prices are received from various pricing services. However, pricing services are sometimes unable to provide timely information. Where pricing sources are not readily available, particularly on certain debt securities, estimated prices may be generated by a matrix system taking various factors into consideration. The pricing of listed options takes into account the last closing price, as well as the current bid and offer prices. Where securities have not been priced, such securities have not been included in the Asset Allocation information at the beginning of this statement.

Reinvestment - The dollar amount of Mutual Fund distributions, Money Market Fund dividend income, Bank Deposit interest income, or dividends for other securities shown on your Statement may have been reinvested. You will not receive confirmation of these reinvestments. However, information pertaining to these transactions which would otherwise appear on confirmations, including the time of execution and

**Additional Information**

Securities Bought and Sold	This Period	Year-to-Date
	\$63.17	-\$369,579.02

**Customer Service Information**

Your Financial Representative: ECA  
 EQUITAS CAPITAL ADVISORS, LLC  
 909 POYDRAS STREET, SUITE 1850  
 NEW ORLEANS LA 70112-4031  
 Telephone Number: (504) 569-9600  
 Fax Number: (504) 569-9650  
 Portfolio Manager: EATON VANCE MANAGEMENT  
 Portfolio Investment Style: LARGE CAPITALIZATION VALUE

**Portfolio Holdings**

Quantity	Opening Date	Account Number	Activity Ending	Opening Balance	Closing Balance	Accrued Income	Income This Year	30-Day Yield	Current Yield
<b>Cash, Money Funds, and FDIC Deposits 3.00% of Portfolio</b>									
Cash Balance				0.00	13.53				
<b>Money Market</b>									
FEDERATED CAPITAL RESERVES	12/01/09	0001605876	12/31/09	10,642.27	11,889.31	0.00	0.00	0.00%	0.00%
<b>Total Money Market</b>				<b>\$10,642.27</b>	<b>\$11,889.31</b>	<b>\$0.00</b>	<b>\$0.00</b>		
<b>Total Cash, Money Funds, and FDIC Deposits</b>									
				<b>\$10,642.27</b>	<b>\$11,902.84</b>	<b>\$0.00</b>	<b>\$0.00</b>		

Quantity	Acquisition Date	Unit Cost	Cost Basis	Market Price	Market Value	Unrealized Gain/Loss	Estimated Annual Income	Estimated Yield
<b>Equities 97.00% of Portfolio</b>								
<b>Common Stocks</b>								
COVIDIEN PLC SHS								
ISIN#IE0083QNTM21								
Dividend Option: Cash								
<i>Security Identifier: COV</i>								
47,000	08/20/09	40.2400	1,891.28	47.8900	2,250.83	359.55	33.84	1.50%
<b>INVESCO LTD ORD SHS</b>								
ISIN#BMG491BT11088								
Dividend Option: Cash								
<i>Security Identifier: IVZ</i>								
96,000	08/20/09	19.6580	1,887.17	23.4900	2,255.04	367.87	39.36	1.74%
<b>ACE LIMITED SHS</b>								
ISIN#CH0044328745								
Dividend Option: Cash								
<i>Security Identifier: ACE</i>								

Statement Period: 12/01/2009 - 12/31/2009

**Portfolio Holdings (continued)**

Quantity	Acquisition Date	Unit Cost	Cost Basis	Market Price	Market Value	Unrealized Gain/Loss	Estimated Annual Income	Estimated Yield
<b>Equities (continued)</b>								
<b>Common Stocks (continued)</b>								
<b>ACE LIMITED SHS (continued)</b>								
38,000	08/20/09	50.8800	1,933.44	50.4000	1,915.20	-18.24	47.12	2.46%
<b>TRANSOCEAN LTD ZUG NAMED AKT</b>								
ISIN#CH0048265513								
Dividend Option: Cash								
Security Identifier: RIG								
48,000	08/20/09	75.8100	3,638.88	82.7500	3,972.00	333.12		
<b>TYCO INTL LTD SHS</b>								
ISIN#CH0100383485								
Dividend Option: Cash								
Security Identifier: TYC								
58,000	10/22/09	35.2290	2,043.31	35.6800	2,069.44	26.13	46.40	2.24%
<b>AT&amp;T INC COM</b>								
Dividend Option: Cash								
Security Identifier: T								
314,000	08/20/09	25.5680	8,028.45	28.0300	8,801.42	772.97	514.96	5.85%
<b>ABBOTT LABS COM</b>								
Dividend Option: Cash								
Security Identifier: ABT								
176,000	08/20/09	45.3600	5,261.76	53.9900	6,262.84	1,001.08	185.60	2.96%
<b>AIR PRODUCTS &amp; CHEMS INC</b>								
Dividend Option: Cash								
Security Identifier: APD								
44,000	08/20/09	74.4400	3,275.36	81.0600	3,566.64	291.28	79.20	2.22%
<b>AMERICAN ELECTRIC POWER CO</b>								
Dividend Option: Cash								
Security Identifier: AEP								
176,000	08/20/09	31.0280	5,460.93	34.7900	6,123.04	662.11	288.64	4.71%

Mary Freeman Wisdom Foundation  
 Fed ID No. 72-6123208  
 Attachment to Form 990-PF, Part II, Line 10B

Portfolio Holdings (continued)

Quantity	Acquisition Date	Unit Cost	Cost Basis	Market Price	Market Value	Unrealized Gain/Loss	Estimated Annual Income	Estimated Yield
<b>Equities (continued)</b>								
<b>Common Stocks (continued)</b>								
<b>AMERICAN EXPRESS COMPANY</b>								
Dividend Option: Cash								
Security Identifier: AXP								
88,000	09/02/09	32,3900	2,850.32	40.5200	3,565.76	715.44	63.36	1.77%
100,000	10/22/09	34,8970	3,489.70	40.5200	4,052.00	562.30	72.00	1.77%
188,000	Total		\$6,340.02		\$7,617.76	\$1,277.74	\$135.36	
<b>AMGEN INC COM</b>								
Dividend Option: Cash								
Security Identifier: AMGN								
71,000	08/20/09	60,5800	4,301.18	56.5700	4,016.47	-284.71		
<b>ANADARKO PETE CORP</b>								
Dividend Option: Cash								
Security Identifier: APC								
167,000	08/20/09	51,8580	8,660.29	62.4200	10,424.14	1,763.85	60.12	0.57%
<b>APACHE CORP</b>								
Dividend Option: Cash								
Security Identifier: APA								
59,000	08/20/09	85,9600	5,071.64	103.1700	6,087.03	1,015.39	35.40	0.58%
26,000	10/06/09	96,4790	2,508.45	103.1700	2,682.42	173.97	15.60	0.58%
85,000	Total		\$7,580.09		\$8,769.45	\$1,189.36	\$51.00	
<b>APPLIED MATERIALS INC</b>								
Dividend Option: Cash								
Security Identifier: AMAT								
175,000	09/02/09	12,9600	2,268.00	13.9400	2,439.50	171.50	42.00	1.72%
<b>BANK OF AMERICA COM</b>								
Dividend Option: Cash								
Security Identifier: BAC								
576,000	08/20/09	17,0680	9,830.94	15.0600	8,674.56	-1,156.38	23.04	0.26%
76,000	11/13/09	16,0080	1,216.58	15.0600	1,144.56	-72.02	3.04	0.26%
652,000	Total		\$11,047.52		\$9,819.12	-\$1,228.40	\$26.08	
<b>BEST BUY COMPANY INC</b>								
Dividend Option: Cash								
Security Identifier: BBY								
198,000	08/20/09	36,7980	7,286.00	39.4600	7,813.08	527.08	110.88	1.41%
<b>BHP BILLITON LTD SPONSORED ADR</b>								
ISIN#US0886061086								
Dividend Option: Cash								
Security Identifier: BHP								



**Pershing**  
 AN AFFILIATE OF THE BANK  
 OF NEW YORK MELLON  
 One Pershing Plaza, Jersey City, NJ 07399  
 Pershing Advisor Solutions LLC, member FINRA, SIPC  
 (877) 870-7230



# Brokerage Account Statement

Statement Period: 12/01/2009 - 12/31/2009


## Portfolio Holdings (continued)

Quantity	Acquisition Date	Unit Cost	Cost Basis	Market Price	Market Value	Unrealized Gain/Loss	Estimated Annual Income	Estimated Yield
<b>Equities (continued)</b>								
<b>Common Stocks (continued)</b>								
<b>BHP BILLITON LTD SPONSORED ADR (continued)</b>								
74,000	08/20/09	62,4100	4,618.34	76.5800	5,666.92	1,048.58	121.36	2.14%
<b>BOSTON SCIENTIFIC CORP</b>								
ISIN#US1011371077								
Dividend Option: Cash								
<i>Security Identifier: BSX</i>								
285,000	08/20/09	11,2980	3,219.93	9.0000	2,565.00	-654.93		
<b>BRISTOL MYERS SQUIBB CO COM</b>								
Dividend Option: Cash								
<i>Security Identifier: BMY</i>								
145,000	08/20/09	22,2480	3,225.96	25.2500	3,661.25	435.29	179.80	4.91%
<b>CAPITAL ONE FINL CORP COM</b>								
Dividend Option: Cash								
<i>Security Identifier: COF</i>								
82,000	08/20/09	34,9700	2,867.54	38.3400	3,143.88	276.34	16.40	0.52%
<b>CARNIVAL CORP PAIRED CTF 1 COM CARNIVAL</b>								
CORP & 1 TR SH BEN INT P&O PRINCESS								
SPL VTG TR ISIN#PA1436583006								
Dividend Option: Cash								
<i>Security Identifier: CCL</i>								
115,000	08/20/09	30,2980	3,484.27	31.6900	3,644.35	160.08		
<b>CATERPILLAR INC</b>								
Dividend Option: Cash								
<i>Security Identifier: CAT</i>								
61,000	11/13/09	58,7800	3,585.58	56.9900	3,476.39	-109.19	102.48	2.94%
<b>CHEVRON CORP COM NEW</b>								
Dividend Option: Cash								
<i>Security Identifier: CVX</i>								
137,000	08/20/09	68,6080	9,399.30	76.9900	10,547.63	1,148.33	372.64	3.53%

Mary Freeman Wisdom Foundation  
 Fed ID No. 72-6123208  
 Attachment to Form 990-PF, Part II, Line 10B

Portfolio Holdings (continued)

Quantity	Acquisition Date	Unit Cost	Cost Basis	Market Price	Market Value	Unrealized Gain/Loss	Estimated Annual Income	Estimated Yield
<b>Equities (continued)</b>								
<b>Common Stocks (continued)</b>								
CISCO SYSTEMS INC								
Dividend Option: Cash								
Security Identifier: CSCO								
122,000	08/20/09	21,8570	2,666.55	23.9400	2,920.68	254.13		
<b>EMERSON ELECTRIC CO COM</b>								
Dividend Option: Cash								
Security Identifier: EMR								
61,000	08/20/09	35,0800	2,139.88	42.6000	2,598.60	458.72	81.74	3.14%
<b>ERICSSON L M TEL CO ADR CL B SEK 10 NEW</b>								
EXCH FOR ADR CL B SEK NEW								
Dividend Option: Cash								
Security Identifier: ERIC								
285,000	08/20/09	9,5080	2,709.78	9.1900	2,619.15	-90.63	45.73	1.74%
<b>EXXON MOBIL CORP COM</b>								
Dividend Option: Cash								
Security Identifier: XOM								
132,000	08/20/09	68,6680	9,066.86	68.1900	9,001.08	-65.78	221.76	2.46%
<b>FIFTH THIRD BANCORP</b>								
Dividend Option: Cash								
Security Identifier: FITB								
197,000	08/20/09	10,3980	2,048.41	9.7500	1,920.75	-127.66	7.88	0.41%
<b>FREEMONT MCMORAN COPPER &amp; GOLD INC</b>								
CLASS B								
Dividend Option: Cash								
Security Identifier: FCX								
51,000	08/20/09	62,3100	3,177.81	80.2900	4,094.79	916.98		
16,000	11/13/09	81,8400	1,309.44	80.2900	1,284.64	-24.80		
67,000	Total		\$4,487.25		\$5,379.43	\$892.18	\$0.00	
<b>GENERAL DYNAMICS CORP COM</b>								
Dividend Option: Cash								
Security Identifier: GD								
68,000	08/20/09	55,7800	3,793.04	68.1700	4,635.56	842.52	103.36	2.22%
37,000	10/22/09	66,9590	2,477.48	68.1700	2,522.29	44.81	56.24	2.22%
105,000	Total		\$6,270.52		\$7,157.85	\$887.33	\$159.60	
<b>GENERAL ELECTRIC CO COM</b>								
Dividend Option: Cash								
Security Identifier: GE								
259,000	08/20/09	13,8580	3,589.30	15.1300	3,918.67	329.37	103.60	2.64%





Statement Period: 12/01/2009 - 12/31/2009

Portfolio Holdings (continued)

Quantity	Acquisition Date	Unit Cost	Cost Basis	Market Price	Market Value	Unrealized Gain/Loss	Estimated Annual Income	Estimated Yield
<b>Equities (continued)</b>								
<b>Common Stocks (continued)</b>								
<b>GENERAL ELECTRIC CO COM (continued)</b>								
71,000	11/13/09	15.7200	1,116.12	15.1300	1,074.23	-41.89	28.40	2.64%
<b>330,000</b>	<b>Total</b>		<b>\$4,705.42</b>		<b>\$4,992.90</b>	<b>\$287.48</b>	<b>\$132.00</b>	
<b>GOLDMAN SACHS GROUP INC COM</b>								
Dividend Option: Cash								
<i>Security Identifier: CS</i>								
44,000	08/20/09	162.1500	7,134.60	168.8400	7,428.96	294.36	61.60	0.82%
9,000	09/02/09	159.5380	1,435.84	168.8400	1,519.56	83.72	12.60	0.82%
<b>53,000</b>	<b>Total</b>		<b>\$8,570.44</b>		<b>\$8,948.52</b>	<b>\$378.08</b>	<b>\$74.20</b>	
<b>HALLIBURTON CO COM</b>								
Dividend Option: Cash								
<i>Security Identifier: HAL</i>								
87,000	10/22/09	30.8800	2,686.56	30.0900	2,617.83	-68.73	31.32	1.19%
107,000	11/13/09	30.7000	3,284.90	30.0900	3,219.63	-65.27	38.52	1.19%
<b>194,000</b>	<b>Total</b>		<b>\$5,971.46</b>		<b>\$5,837.46</b>	<b>-\$134.00</b>	<b>\$69.84</b>	
<b>HES CORP COM</b>								
Dividend Option: Cash								
<i>Security Identifier: HES</i>								
122,000	08/20/09	50.7080	6,186.38	60.5000	7,381.00	1,194.62	48.80	0.66%
24,000	09/22/09	56.2000	1,348.80	60.5000	1,452.00	103.20	9.60	0.66%
<b>146,000</b>	<b>Total</b>		<b>\$7,535.18</b>		<b>\$8,833.00</b>	<b>\$1,297.82</b>	<b>\$58.40</b>	
<b>HEWLETT PACKARD CO COM</b>								
Dividend Option: Cash								
<i>Security Identifier: HPQ</i>								
170,000	08/20/09	43.8580	7,455.86	51.5100	8,756.70	1,300.84	54.40	0.62%
<b>INTEL CORP COM</b>								
Dividend Option: Cash								
<i>Security Identifier: INTC</i>								
130,000	09/02/09	19.6400	2,553.20	20.4000	2,652.00	98.80	72.80	2.74%

Mary Freeman Wisdom Foundation  
 Fed ID No. 72-6123208  
 Attachment to Form 990-PF, Part II, Line 10B

Portfolio Holdings (continued)

Quantity	Acquisition Date	Unit Cost	Cost Basis	Market Price	Market Value	Unrealized Gain/Loss	Estimated Annual Income	Estimated Yield
<b>Equities (continued)</b>								
<b>Common Stocks (continued)</b>								
<b>INTERNATIONAL BUSINESS MACHS CORP</b>								
COM								
Dividend Option: Cash								
Security Identifier: IBM								
49.000	08/20/09	118.9900	5,830.51	130.9000	6,414.10	583.59	107.80	1.68%
<b>JP MORGAN CHASE &amp; CO COM</b>								
ISIN#US46625H1005								
Dividend Option: Cash								
Security Identifier: JPM								
250.000	08/20/09	42.3380	10,584.50	41.6700	10,417.50	-167.00	50.00	0.47%
<b>KELLOGG CO</b>								
Dividend Option: Cash								
Security Identifier: K								
47.000	12/01/09	53.0390	2,492.81	53.2000	2,500.40	7.59	70.50	2.81%
<b>LINCOLN NATL CORP IND</b>								
Dividend Option: Cash								
Security Identifier: LNC								
98.000	08/20/09	23.8200	2,334.36	24.8800	2,438.24	103.88	3.92	0.16%
<b>MASTERCARD INC CL A COM</b>								
Dividend Option: Cash								
Security Identifier: MA								
17.000	08/20/09	202.4200	3,441.14	255.9800	4,351.66	910.52	10.20	0.23%
<b>MCDONALDS CORP</b>								
Dividend Option: Cash								
Security Identifier: MCD								
132.000	08/20/09	56.2280	7,422.10	62.4400	8,242.08	819.98	290.40	3.52%
<b>MERCK &amp; CO INC NEW COM</b>								
Dividend Option: Cash								
Security Identifier: MRK								
132.000	08/20/09	31.3180	4,133.98	36.5400	4,823.28	689.30	200.64	4.15%
<b>METLIFE INC COM</b>								
Dividend Option: Cash								
Security Identifier: MET								
108.000	08/20/09	37.5980	4,060.58	35.3500	3,817.80	-242.78	79.92	2.09%
31.000	11/13/09	34.3200	1,063.92	35.3500	1,095.85	31.93	22.94	2.09%
139.000	Total		\$5,124.50		\$4,913.65	-\$210.85	\$102.86	

Statement Period: 12/01/2009 - 12/31/2009

**Portfolio Holdings (continued)**

Quantity	Acquisition Date	Unit Cost	Cost Basis	Market Price	Market Value	Unrealized Gain/Loss	Estimated Annual Income	Estimated Yield
<b>Equities (continued)</b>								
<b>Common Stocks (continued)</b>								
<b>MICROSOFT CORP COM</b>								
Dividend Option: Cash								
Security Identifier: MSFT								
170.000	08/20/09	23.6970	4,028.49	30.4900	5,183.30	1,154.81	88.40	1.70%
<b>NESTLE SA SPONSORED ADRS REGISTERED</b>								
Dividend Option: Cash								
Security Identifier: NSRGY								
140.000	08/20/09	40.3900	5,654.60	48.5610	6,798.54	1,143.94	112.56	1.65%
<b>NIKE INC CLASS B</b>								
Dividend Option: Cash								
Security Identifier: NKE								
79.000	08/20/09	56.8800	4,493.52	66.0700	5,219.53	726.01	85.32	1.63%
<b>NORTHERN TRUST CORP</b>								
Dividend Option: Cash								
Security Identifier: NTRS								
56.000	08/20/09	60.9200	3,411.52	52.4000	2,934.40	-477.12	62.72	2.13%
<b>OCCIDENTAL PETROLEUM CORP</b>								
Dividend Option: Cash								
Security Identifier: OXY								
135.000	08/20/09	72.3380	9,765.63	81.3500	10,982.25	1,216.62	178.20	1.62%
<b>ORACLE CORP COM</b>								
Dividend Option: Cash								
Security Identifier: ORCL								
91.000	08/20/09	21.9000	1,992.90	24.5400	2,233.14	240.24	18.20	0.81%
<b>PG &amp; E CORP</b>								
Dividend Option: Cash								
Security Identifier: PCG								
145.000	10/22/09	42.2720	6,129.44	44.6500	6,474.25	344.81	243.60	3.76%
<b>PNC FINL SVCS GROUP INC COM</b>								
Dividend Option: Cash								
Security Identifier: PNC								

Mary Freeman Wisdom Foundation  
 Fed ID No. 72-6123208  
 Attachment to Form 990-PF, Part II, Line 10B

Portfolio Holdings (continued)

Quantity	Acquisition Date	Unit Cost	Cost Basis	Market Price	Market Value	Unrealized Gain/Loss	Estimated Annual Income	Estimated Yield
<b>Equities (continued)</b>								
<b>Common Stocks (continued)</b>								
<b>PNC FINL SVCS GROUP INC COM (continued)</b>								
188,000	08/20/09	41.5480	7,811.02	52.7900	9,924.52	2,113.50	75.20	0.75%
<b>PACCAR INC</b>								
Dividend Option: Cash								
<i>Security Identifier: PCAR</i>								
53,000	10/22/09	39.1590	2,075.43	36.2700	1,922.31	-153.12	19.08	0.99%
<b>PEPSICO INC</b>								
Dividend Option: Cash								
<i>Security Identifier: PEP</i>								
77,000	08/20/09	56.9500	4,385.15	60.8000	4,681.60	296.45	138.60	2.96%
<b>PFIZER INC COM</b>								
Dividend Option: Cash								
<i>Security Identifier: PFE</i>								
478,000	08/20/09	16.2380	7,761.57	18.1900	8,694.82	933.25	344.16	3.95%
<b>PRUDENTIAL FINL INC COM</b>								
Dividend Option: Cash								
<i>Security Identifier: PRU</i>								
161,000	08/20/09	48.2380	7,766.32	49.7600	8,011.36	245.04	112.70	1.40%
<b>SOUTHERN CO COM</b>								
Dividend Option: Cash								
<i>Security Identifier: SO</i>								
126,000	10/22/09	33.3990	4,208.30	33.3200	4,198.32	-9.98	220.50	5.25%
<b>STAPLES INC</b>								
Dividend Option: Cash								
<i>Security Identifier: SPLS</i>								
264,000	08/20/09	21.7280	5,736.19	24.5900	6,491.76	755.57	87.12	1.34%
<b>TJX COMPANIES INC (NEW)</b>								
Dividend Option: Cash								
<i>Security Identifier: TJX</i>								
84,000	08/20/09	35.5600	2,987.04	36.5500	3,070.20	83.16	40.32	1.31%
<b>TARGET CORP</b>								
Dividend Option: Cash								
<i>Security Identifier: TGT</i>								
107,000	08/20/09	45.2580	4,842.61	48.3700	5,175.59	332.98	72.76	1.40%
<b>THERMO FISHER SCIENTIFIC INC</b>								
Dividend Option: Cash								
<i>Security Identifier: TMO</i>								
56,000	08/20/09	45.4000	2,542.40	47.6900	2,670.64	128.24		



**Brokerage**  
**Account Statement**

Mary Freeman Wisdom Foundation  
 Fed ID No. 72-6123208  
 Attachment to Form 990-PF, Part II, Line 10B

Statement Period: 12/01/2009 - 12/31/2009

**Portfolio Holdings (continued)**

Quantity	Acquisition Date	Unit Cost	Cost Basis	Market Price	Market Value	Unrealized Gain/Loss	Estimated Annual Income	Estimated Yield
<b>Equities (continued)</b>								
<b>Common Stocks (continued)</b>								
<b>TOTAL S A SPONSORED ADR</b>								
Dividend Option: Cash								
Security Identifier: TOT	08/20/09	55.1580	6,067.38	64.0400	7,044.40	977.02	305.53	4.33%
<b>TRAVELERS COS INC COM</b>								
Dividend Option: Cash								
Security Identifier: TRV	08/20/09	47.7800	1,958.98	49.8600	2,044.26	85.28	54.12	2.64%
<b>US BANCORP DEL COM</b>								
Dividend Option: Cash								
Security Identifier: USB	08/20/09	22.0680	3,023.32	22.5100	3,083.87	60.55	27.40	0.88%
<b>UNION PACIFIC CORP COM</b>								
Dividend Option: Cash								
Security Identifier: UNP	11/13/09	63.3960	5,325.30	63.9000	5,367.60	42.30	90.72	1.69%
<b>UNITED STS STL CORP NEW COM</b>								
Dividend Option: Cash								
Security Identifier: X	11/13/09	39.7080	2,660.41	55.1200	3,693.04	1,032.63	13.40	0.36%
<b>UNITED TECHNOLOGIES CORP DEL COM</b>								
Dividend Option: Cash								
Security Identifier: UTX	08/20/09	57.1180	7,482.46	69.4100	9,092.71	1,610.25	201.74	2.21%
<b>UNITEDHEALTH GROUP INC COM</b>								
Dividend Option: Cash								
Security Identifier: UNH	08/20/09	28.4780	2,221.28	30.4800	2,377.44	156.16	2.34	0.09%
<b>VERIZON COMMUNICATIONS COM</b>								
Dividend Option: Cash								
Security Identifier: VZ								

**Portfolio Holdings (continued)**

Quantity	Acquisition Date	Unit Cost	Cost Basis	Market Price	Market Value	Unrealized Gain/Loss	Estimated Annual Income	Estimated Yield
<b>Equities (continued)</b>								
<b>Common Stocks (continued)</b>								
<b>VERIZON COMMUNICATIONS COM (continued)</b>								
216,000	08/20/09	30.7980	6,652.28	33.1300	7,156.08	503.80	410.40	5.73%
<b>WAL MART STORES INC</b>								
Dividend Option: Cash								
<i>Security Identifier: WMT</i>								
64,000	08/20/09	51.7200	3,310.08	53.4500	3,420.80	110.72	69.76	2.03%
<b>WASTE MGMT INC COM</b>								
Dividend Option: Cash								
<i>Security Identifier: WM</i>								
191,000	08/20/09	29.8880	5,708.61	33.8100	6,457.71	749.10	221.56	3.43%
<b>WELLS FARGO &amp; CO NEW COM</b>								
Dividend Option: Cash								
<i>Security Identifier: WFC</i>								
375,000	08/20/09	27.4400	10,290.00	26.9900	10,121.25	-168.75	75.00	0.74%
<b>XTO ENERGY INC COM</b>								
Dividend Option: Cash								
<i>Security Identifier: XTO</i>								
82,000	08/20/09	40.1000	3,288.20	46.5300	3,815.46	527.26	41.00	1.07%
<b>Total Common Stocks</b>							<b>\$7,680.32</b>	
<b>Real Estate Investment Trusts</b>								
<b>AVALONBAY CMINTYS INC COM</b>								
Dividend Option: Cash								
<i>Security Identifier: AVB</i>								
53,000	08/20/09	64.2200	3,403.66	82.1100	4,351.83	948.17	189.21	4.34%
<b>BOSTON PPTYS INC COM</b>								
Dividend Option: Cash								
<i>Security Identifier: BXP</i>								
56,000	08/20/09	57.8900	3,241.84	67.0700	3,755.92	514.08	112.00	2.98%
<b>VORNADO RLTY TR SBI</b>								
Dividend Option: Cash								
<i>Security Identifier: VNO</i>								
48,000	10/22/09	59.9490	2,877.53	69.9400	3,357.12	479.59	124.80	3.71%
<b>Total Real Estate Investment Trusts</b>							<b>\$1,941.84</b>	
<b>Total Equities</b>							<b>\$406,346.44</b>	<b>\$8,106.33</b>





**Brokerage**  
**Account Statement**

Statement Period: 12/01/2009 - 12/31/2009

**Portfolio Holdings (continued)**

	Cost Basis	Market Value	Unrealized Gain/Loss	Accrued Interest	Estimated Annual Income
<b>Total Portfolio Holdings</b>	<b>\$383,855.61</b>	<b>\$418,249.28</b>	<b>\$34,393.67</b>	<b>\$0.00</b>	<b>\$8,106.33</b>

The values, where indicated, of real estate investment trusts (REITs) and direct participation programs (DPPs), including limited partnerships, have been provided by the REITs or DPPs, generally through an intermediary. The values are not guaranteed and are intended to reflect an estimate of the interest in the REIT or DPP represented by the units or shares described above. REIT and DPP securities are generally illiquid, and the value may not be realized when you seek to liquidate the security. Where no value is indicated, please note that:

- REIT or DPP securities are generally illiquid
- The value of the security may be different from its purchase price
- Accurate valuation information is not available.

Please note the values for DPPs and REITs which are provided by the REITs and DPPs may not reflect recent activity and do not reflect an independent evaluation of the REIT or DPP.

**Disclosures and Other Information**

**Pricing** - Securities prices may vary from actual liquidation value. Prices shown should only be used as a general guide to portfolio value. Prices are received from various pricing services. However, pricing services are sometimes unable to provide timely information. Where pricing sources are not readily available, particularly on certain debt securities, estimated prices may be generated by a matrix system taking various factors into consideration. The pricing of listed options takes into account the last closing price, as well as the current bid and offer prices. Where securities have not been priced, such securities have not been included in the Asset Allocation information at the beginning of this statement.

**Reinvestment** - The dollar amount of Mutual Fund distributions, Money Market Fund dividend income, Bank Deposit interest income, or dividends for other securities shown on your Statement may have been reinvested. You will not receive confirmation of these reinvestments. However, information pertaining to these transactions which would otherwise appear on confirmations, including the time of execution and the name of the person from whom your security was purchased, will be furnished to you upon written request to your introducing firm. In dividend reinvestment transactions, Pershing acts as your agent and receives payment for order flow, the source and nature of which payment will be furnished to you upon written request to your introducing firm.

**Option Disclosure** - Information with respect to commissions and other charges incurred in connection with the execution of option transactions has been included in confirmations previously furnished to you. A summary of this information is available to you promptly upon your written request directed to your introducing firm. In order to assist your introducing firm in maintaining current background and financial information concerning your option accounts, please promptly advise them in writing of any material change in your investment objectives or financial situation. Expiring options which are valuable are exercised automatically pursuant to the exercise by exception procedure of the Options Clearing Corporation. Additional information regarding this procedure is available upon written request to your introducing firm.

**Foreign Currency Transactions** - Pershing may execute foreign currency transactions as principal for your account. Pershing may automatically convert foreign currency to or from U.S. dollars for dividends and similar corporate action transactions unless you instruct your financial organization otherwise. Pershing's currency conversion rate will not exceed the highest interbank conversion rate identified from customary banking sources on the conversion date or the prior business day, increased by up to 1%, unless a particular rate is required by applicable law. Your financial organization may also increase the currency conversion rate. This conversion rate may differ from rates in effect on the date you executed a transaction, incurred a charge, or received a credit. Transactions converted by agents (such as depositories) will be billed at the rates such agents use.

**Proxy Vote** - Securities held by you on margin (securities not fully paid for by you) may be lent by Pershing to itself or others in accordance with the terms outlined in the Margin Agreement. The right to vote your shares held on margin will be reduced by the amount of shares on loan. The Proxy Voting Instruction Form sent to you may reflect a smaller number of shares entitled to vote than the number of shares in your margin account.

**Additional Information**

	This Period	Year-to-Date
Securities Bought and Sold	\$3,399.37	-\$364,614.21

**Customer Service Information**

Your Financial Representative: ECA  
 EQUITAS CAPITAL ADVISORS, LLC  
 909 POYDRAS STREET, SUITE 1850  
 NEW ORLEANS LA 70112-4031  
 Telephone Number: (504) 569-9600  
 Fax Number: (504) 569-9650

Portfolio Manager: LAZARD ASSET MANAGEMENT

Portfolio Investment Style: EMERGING MARKETS

**Portfolio Holdings**

Quantity	Opening Date	Account Number	Activity Ending	Opening Balance	Closing Balance	Accrued Income	Income This Year	30-Day Yield	Current Yield
<b>Cash, Money Funds, and FDIC Deposits 4.00% of Portfolio</b>									
Cash Balance				0.00	7,370.17				
<b>Money Market</b>									
FEDERATED CAPITAL RESERVES	12/01/09	0001606880	12/31/09	11,837.04	8,613.91	0.00	0.00	0.00%	0.00%
<b>Total Money Market</b>				<b>\$11,837.04</b>	<b>\$8,613.91</b>	<b>\$0.00</b>	<b>\$0.00</b>	<b>0.00%</b>	<b>0.00%</b>
<b>Total Cash, Money Funds, and FDIC Deposits</b>				<b>\$11,837.04</b>	<b>\$15,984.08</b>	<b>\$0.00</b>	<b>\$0.00</b>		

Quantity	Acquisition Date	Unit Cost	Cost Basis	Market Price	Market Value	Unrealized Gain/Loss	Estimated Annual Income	Estimated Yield
<b>Equities 96.00% of Portfolio</b>								
<b>Common Stocks</b>								
CELLCOM ISRAEL LTD SHS								
Dividend Option: Cash								
Security Identifier: CEL								
225,000	11/30/09	31.3990	7,064.74	31.7040	7,133.40	68.66	690.75	9.68%
8,000	12/14/09	31.4950	251.96	31.7040	253.63	1.67	24.56	9.68%
33,000	12/16/09	31.7350	1,047.24	31.7040	1,046.23	-1.01	101.31	9.68%
<b>266,000</b>	<b>Total</b>		<b>\$8,363.94</b>		<b>\$8,433.26</b>	<b>\$69.32</b>	<b>\$816.62</b>	
<b>ADVANCED SEMICONDUCTOR ENGR</b>								
INC SPONSORED ADR								
Dividend Option: Cash								
Security Identifier: ASX								
2,039,000	08/24/09	3.7000	7,544.30	4.4300	9,032.77	1,488.47	92.76	1.02%

Statement Period: 12/01/2009 - 12/31/2009

**Portfolio Holdings (continued)**

Quantity	Acquisition Date	Unit Cost	Cost Basis	Market Price	Market Value	Unrealized Gain/Loss	Estimated Annual Income	Estimated Yield
<b>Equities (continued)</b>								
<b>Common Stocks (continued)</b>								
<b>AKBANK TURK ANONIM SIRKETI ADR</b>								
Dividend Option: Cash								
<i>Security Identifier:</i> AKBTY								
787.000	08/24/09	11.9700	9,420.39	12.6090	9,923.28	502.89	89.87	0.90%
253.000	12/18/09	11.8920	3,008.70	12.6090	3,190.08	181.38	28.89	0.90%
<b>1,040,000</b>	<b>Total</b>		<b>\$12,429.09</b>		<b>\$13,113.36</b>	<b>\$684.27</b>	<b>\$118.76</b>	
<b>AMERICA MOVIL SAB DE C V SPONSORED ADR</b>								
REPSTG SER L SHS ISIN#US02364W1053								
Dividend Option: Cash								
<i>Security Identifier:</i> AMX								
288.000	08/24/09	47.7280	13,745.66	46.9800	13,530.24	-215.42	130.71	0.96%
<b>BANCO MARCO S A SPONSORED ADR</b>								
REPSTG CL B								
Dividend Option: Cash								
<i>Security Identifier:</i> BMA								
292.000	08/24/09	20.0500	5,854.60	29.7600	8,689.92	2,835.32	189.36	2.17%
<b>COMMERCIAL INTL BK EGYPT S A E AMERN</b>								
DEPOSITORY RCPT								
Dividend Option: Cash								
<i>Security Identifier:</i> CIBEY								
1,639.000	08/24/09	10.7500	17,619.25	10.3500	16,963.65	-655.60		
<b>COMPANHIA ENERGETICA DE MINAS GERAIS ADR</b>								
ISIN#US2044096012								
Dividend Option: Cash								
<i>Security Identifier:</i> CIG								
480.000	08/24/09	14.9780	7,189.66	18.0600	8,668.80	1,479.14	382.83	4.41%
<b>DESARROLLADORA HOMEX S A DE C V</b>								
SPON ADR								
Dividend Option: Cash								
<i>Security Identifier:</i> HXM								
208.000	08/24/09	36.0380	7,495.90	33.6200	6,992.96	-502.94		

Mary Freeman Wisdom Foundation  
 Fed ID No. 72-6123208  
 Attachment to Form 990-PF, Part II, Line 10B

Portfolio Holdings (continued)

Quantity	Acquisition Date	Unit Cost	Cost Basis	Market Price	Market Value	Unrealized Gain/Loss	Estimated Annual Income	Estimated Yield
<b>Equities (continued)</b>								
<b>Common Stocks (continued)</b>								
<b>DESARROLLADORA HOMEX S A DE C V (continued)</b>								
37,000	11/06/09	33,3620	1,234.41	33.6200	1,243.94	9.53		
108,000	11/30/09	34,5510	3,731.55	33.6200	3,630.96	-100.59		
353,000	Total		\$12,461.86		\$11,867.86	-\$594.00	\$0.00	
<b>FOMENTO ECONOMICO MEX S A B DE C V NEW</b>								
ISIN#US3444191064 SPON ADR REP UNIT1								
SER B SH & 2 SER D B SHS & 2 SER D L SHS								
Dividend Option: Cash								
195,000	08/24/09	39,4580	7,694.31	47.8800	9,336.60	1,642.29	70.93	0.75%
<b>GRUPO TELEVISIA SA DE CV SPON ADR REPSTG</b>								
ORD PARTN CTF ISIN#US4004912069								
Dividend Option: Cash								
<b>Security Identifier: TV</b>								
578,000	08/24/09	18,2280	10,535.79	20.7600	11,999.28	1,463.49	674.10	5.61%
12,000	09/17/09	18,3900	220.68	20.7600	249.12	28.44	14.00	5.61%
590,000	Total		\$10,756.47		\$12,248.40	\$1,491.93	\$688.10	
<b>INDOFOOD SUKSES MAKAMUR TBK</b>								
ADR ISIN#US45577X1054								
Dividend Option: Cash								
<b>Security Identifier: PIFMY</b>								
476,000	11/23/09	16,9200	8,053.87	19.2500	9,163.00	1,109.13		
2,000	11/25/09	16,8500	33.70	19.2500	38.50	4.80		
478,000	Total		\$8,087.57		\$9,201.50	\$1,113.93	\$0.00	
<b>INFOSYS TECHNOLOGIES LTD SPON ADR REPSTG</b>								
1 EQUITY SH								
Dividend Option: Cash								
<b>Security Identifier: INFY</b>								
201,000	08/24/09	42,6780	8,578.28	55.2700	11,109.27	2,530.99	91.83	0.82%
<b>ISRAEL CHEMICALS LTD ADR</b>								
ISIN#US465036Z001								
Dividend Option: Cash								
939,000	08/24/09	12,2000	11,455.80	13.4000	12,582.60	1,126.80	295.50	2.34%
<b>KIMBERLY CLARK DE MEXICO S A B DE C V</b>								
SPONS ADR REPSTG ORD PARTN								
ISIN#US494386Z049								
Dividend Option: Cash								
<b>Security Identifier: KCDMY</b>								



Portfolio Holdings (continued)

Quantity	Acquisition Date	Unit Cost	Cost Basis	Market Price	Market Value	Unrealized Gain/Loss	Estimated Annual Income	Estimated Yield
<b>Equities (continued)</b>								
<b>Common Stocks (continued)</b>								
<b>NEDBANK GROUP LTD SPONS ADR</b>								
Dividend Option: Cash								
	Security Identifier: NDBKY							
256,000	08/24/09	29,6000	7,577.60	33.6920	8,625.15	1,047.55	306.87	3.59%
<b>NETEASE COM INC SPONSORED ADR</b>								
ISIN#US64110W1027								
Dividend Option: Cash								
	Security Identifier: NTES							
268,000	08/24/09	42,5380	11,400.18	37.6100	10,079.48	-1,320.70		
32,000	11/05/09	39,4190	1,261.41	37.6100	1,203.52	-57.89		
38,000	12/16/09	37,7000	1,432.60	37.6100	1,429.18	-3.42		
338,000	Total		\$14,094.19		\$12,712.18	-\$1,382.01	\$0.00	
<b>LUKOIL CO SPOND ADR SHS</b>								
ISIN#US6778621044								
Dividend Option: Cash								
	Security Identifier: LUKOY							
230,000	08/24/09	51,7500	11,902.50	56.2000	12,926.00	1,023.50	316.45	2.44%
<b>ORIFLAME COSMETICS SA ADR</b>								
ISIN#US6861941010								
Dividend Option: Cash								
	Security Identifier: OFLMY							
321,000	08/24/09	24,5000	7,864.50	30.0070	9,632.25	1,767.75	222.65	2.31%
<b>PT UTD TYRATORS TBK ADR</b>								
ISIN#US69367T1088								
Dividend Option: Cash								
	Security Identifier: PUTKY							
371,000	08/24/09	28,5000	10,573.50	32.9960	12,241.52	1,668.02	205.17	1.67%
<b>PT BK MANDIRI PERSERO TBK ADR</b>								
ISIN#US69367U1051								
Dividend Option: Cash								
	Security Identifier: PPERY							
270,000	08/26/09	41,3040	11,152.16	50.0270	13,507.29	2,355.13	41.49	0.30%
<b>PERUSAHAAN PERSEROAN PERSERO P.T.</b>								
TELEKOMUNIKASI INDONESIA ADR RPSTG								
40 SER B SHS								
Dividend Option: Cash								
	Security Identifier: TLK							
324,000	08/24/09	33,1480	10,739.95	39.9500	12,943.80	2,203.85	357.46	2.76%







**Additional Information**

Securities Bought and Sold      This Period      Year-to-Date  
 -\$3,888.18      -\$194,238.18

**Customer Service Information**

Your Financial Representative: ECA  
 EQUITAS CAPITAL ADVISORS, LLC  
 909 POYDRAS STREET, SUITE 1850  
 NEW ORLEANS LA 70112-4031  
 Telephone Number: (504) 569-9600  
 Fax Number: (504) 569-9650

**Portfolio Holdings**

Quantity	Acquisition Date	Unit Cost	Cost Basis	Market Price	Market Value	Unrealized Gain/Loss	Estimated Annual Income	Estimated Yield
<b>Mutual Funds 100.00% of Portfolio</b>								
<b>Mutual Funds</b>								
<b>JENNISSON NATURAL RESOURCES FUND CLASS Z</b>								
Open End Fund								
<i>Security Identifier: PNRZX</i>								
<i>Dividend Option: Reinvest; Capital Gains Option: Reinvest</i>								
5,226,845		37.1640	194,238.18	46.1500	241,205.05	46,966.87	3,953.56	1.63%
<b>Total Mutual Funds</b>			<b>\$194,238.18</b>		<b>\$241,205.05</b>	<b>\$46,966.87</b>	<b>\$3,953.56</b>	
<b>Total Mutual Funds</b>			<b>\$194,238.18</b>		<b>\$241,205.05</b>	<b>\$46,966.87</b>	<b>\$3,953.56</b>	

**Total Portfolio Holdings**

Cost Basis	Market Value	Unrealized Gain/Loss	Accrued Interest	Estimated Annual Income
\$194,238.18	\$241,205.05	\$46,966.87	\$0.00	\$3,953.56

**Disclosures and Other Information**

Pricing - Securities prices may vary from actual liquidation value. Prices shown should only be used as a general guide to portfolio value. Prices are received from various pricing services. However, pricing services are sometimes unable to provide timely information. Where pricing sources are not readily available, particularly on certain debt securities, estimated prices may be generated by a matrix system taking various factors into consideration. The pricing of listed options takes into account the last closing price, as well as the current bid and offer prices. Where securities have not been priced, such securities have not been included in the Asset Allocation information at the beginning of this statement.

Reinvestment - The dollar amount of Mutual Fund distributions, Money Market Fund dividend income, Bank Deposit interest income, or dividends for other securities shown on your Statement may have been reinvested. You will not receive confirmation of these reinvestments. However, information pertaining to these transactions which would otherwise appear on confirmations, including the time of execution and the name of the person from whom your security was purchased, will be furnished to you upon written request to your introducing firm. In dividend reinvestment transactions, Pershing acts as your agent and receives payment for order flow, the source and nature of which payment will be furnished to you upon written request to your introducing firm.

Option Disclosure - Information with respect to commissions and other charges incurred in connection with the execution of option transactions has been included in confirmations previously furnished to you. A summary of this information is available to you promptly upon your written request directed to your introducing firm. In order to assist your introducing firm in maintaining current background and financial information concerning your option accounts, please promptly advise them in writing of any material change in your investment objectives or financial situation. Expiring options which are valuable are exercised



### Additional Information

Securities Bought and Sold      This Period      Year-to-Date  
 -\$3,260.49      -\$193,610.49

### Customer Service Information

Your Financial Representative: ECA  
 EQUITAS CAPITAL ADVISORS, LLC  
 909 POYDRAS STREET, SUITE 1850  
 NEW ORLEANS LA 70112-4031  
 Telephone Number: (504) 569-9600  
 Fax Number: (504) 569-9650

#### Contact Information

### Portfolio Holdings

Quantity	Acquisition Date	Unit Cost	Cost Basis	Market Price	Market Value	Unrealized Gain/Loss	Accrued Interest	Estimated Annual Income	Estimated Yield
<b>Mutual Funds 100.00% of Portfolio</b>									
<b>Mutual Funds</b>									
<b>VANGUARD INFLATION PROTECTED SECURITIES FUND</b>									
Open End Fund									
<i>Security Identifier: VIPSX</i>									
Dividend Option, Reinvest, Capital Gains Option: Reinvest									
15,860.417	12.2070	193,610.49	193,610.49	12.5500	199,048.23	5,437.74		3,394.12	1.70%
<b>Total Mutual Funds</b>		<b>\$193,610.49</b>	<b>\$193,610.49</b>		<b>\$199,048.23</b>	<b>\$5,437.74</b>		<b>\$3,394.12</b>	
<b>Total Mutual Funds</b>		<b>\$193,610.49</b>	<b>\$193,610.49</b>		<b>\$199,048.23</b>	<b>\$5,437.74</b>		<b>\$3,394.12</b>	

### Total Portfolio Holdings

Cost Basis      Market Value      Unrealized Gain/Loss      Accrued Interest      Estimated Annual Income

**\$193,610.49      \$199,048.23      \$5,437.74      \$0.00      \$3,394.12**

### Disclosures and Other Information

Pricing - Securities prices may vary from actual liquidation value. Prices shown should only be used as a general guide to portfolio value. Prices are received from various pricing services. However, pricing services are sometimes unable to provide timely information. Where pricing sources are not readily available, particularly on certain debt securities, estimated prices may be generated by a matrix system taking various factors into consideration. The pricing of listed options takes into account the last closing price, as well as the current bid and offer prices. Where securities have not been priced, such securities have not been included in the Asset Allocation information at the beginning of this statement.

Reinvestment - The dollar amount of Mutual Fund distributions, Money Market Fund dividend income, Bank Deposit interest income, or dividends for other securities shown on your Statement may have been reinvested. You will not receive confirmation of these reinvestments. However, information pertaining to these transactions which would otherwise appear on confirmations, including the time of execution and the name of the person from whom your security was purchased, will be furnished to you upon written request to your introducing firm. In dividend reinvestment transactions, Pershing acts as your agent and receives payment for order flow, the source and nature of which payment will be furnished to you upon written request to your introducing firm.

Option Disclosure - Information with respect to commissions and other charges incurred in connection with the execution of option transactions has been included in confirmations previously furnished to you. A summary of this information is available to you promptly upon your written request directed to your introducing firm. In order to assist your introducing firm in maintaining current background and financial information concerning your option accounts, please promptly advise them in writing of any material change in your investment objectives or financial situation. Expiring options which are valuable are exercised

**Additional Information**

This Period	Year-to-Date
Securities Bought and Sold	
-\$7,784.29	-\$693,230.51

**Customer Service Information**

Your Financial Representative: ECA  
 EQUITAS CAPITAL ADVISORS, LLC  
 909 POYDRAS STREET, SUITE 1850  
 NEW ORLEANS LA 70112-4031  
 Telephone Number: (504) 569-9600  
 Fax Number: (504) 569-9650

Portfolio Manager: TRADEWINDS GLOBAL INVESTORS, LLC

Portfolio Investment Style: INTERNATIONAL EQUITY (ADR)

**Portfolio Holdings**

Quantity	Opening Date	Account Number	Activity Ending	Opening Balance	Closing Balance	Accrued Income	Income This Year	30-Day Yield	Current Yield
<b>Cash, Money Funds, and FDIC Deposits 9.00% of Portfolio</b>									
Cash Balance				267.64	0.00				
<b>Money Market</b>									
FEDERATED CAPITAL RESERVES	12/01/09	0001608879	12/31/09	73,338.49	68,447.84	0.00	0.03	0.00%	0.00%
Total Money Market				\$73,338.49	\$68,447.84	\$0.00	\$0.03		
<b>Total Cash, Money Funds, and FDIC Deposits</b>									
				\$73,606.13	\$68,447.84	\$0.00	\$0.03		

Quantity	Acquisition Date	Unit Cost	Cost Basis	Market Price	Market Value	Unrealized Gain/Loss	Estimated Annual Income	Estimated Yield
<b>Equities 91.00% of Portfolio</b>								
<b>Common Stocks</b>								
AXIS CAPITAL HLDGS LTD SHS								
ISIN#8MG0692U1099								
Dividend Option: Cash								
Security Identifier: AXS								
268.000	10/22/09	30.5260	8,180.99	28.4100	7,613.88	-567.11	225.12	2.95%
UBS AG SHS NEW								
ISIN#CH0024899483								
Dividend Option: Cash								
Security Identifier: UBS								
543.000	08/24/09	17.4400	9,469.92	15.5100	8,421.93	-1,047.99		
AEGON N V ORD AMER REG								
Dividend Option: Cash								
Security Identifier: AEG								
994.000	08/24/09	7.6150	7,568.83	6.4100	6,371.54	-1,197.29	808.42	12.68%

**Perishing**  
 AN AFFILIATE OF THE BANK  
 OF NEW YORK MELLON  
 One Perishing Plaza, Jersey City, NJ 07399  
 Member Advisor Solutions LLC member FINRA, SIPC  
 (877) 870 7230




# Brokerage Account Statement

Statement Period: 12/01/2009 - 12/31/2009

## Portfolio Holdings (continued)

Quantity	Acquisition Date	Unit Cost	Cost Basis	Market Price	Market Value	Unrealized Gain/Loss	Estimated Annual Income	Estimated Yield
<b>Equities (continued)</b>								
<b>Common Stocks (continued)</b>								
ALCATEL LUCENT SPON ADR								
	Dividend Option: Cash							
	Security Identifier: ALU							
4,376,000	08/24/09	3.5000	15,316.00	3.3200	14,528.32	-787.68		
ANGLOGOLD ASHANTI LTD SPONORED ADR								
	ISIN#US0351282068							
	Dividend Option: Cash							
	Security Identifier: AU							
461,000	08/24/09	37.1340	17,118.81	40.1800	18,522.98	1,404.17	58.34	0.31%
BP PLC SPONS ADR								
	Dividend Option: Cash							
	Security Identifier: BP							
338,000	08/24/09	51.9680	17,565.19	57.9700	19,593.86	2,028.67	1,135.68	5.79%
BARRICK GOLD CORP COM								
	ISIN#CA0679011084							
	Dividend Option: Cash							
	Security Identifier: ABX							
632,000	08/24/09	34.6210	21,880.77	39.3800	24,888.16	3,007.39		
100,000	12/17/09	38.6640	3,866.43	39.3800	3,938.00	71.57		
732,000	Total		\$25,747.20		\$28,826.16	\$3,078.96	\$0.00	
BELGACOM SA ADR								
	ISIN#US077011000							
	Dividend Option: Cash							
	Security Identifier: BGAOY							
2,033,000	08/26/09	7.6500	15,552.45	7.2660	14,771.78	-780.67	781.09	5.28%
CAMECO CORP COM ISIN#CA13321L1085								
	Dividend Option: Cash							
	Security Identifier: CCI							
263,000	08/24/09	28.9780	7,621.21	32.1700	8,460.71	839.50		



Portfolio Holdings (continued)

Quantity	Acquisition Date	Unit Cost	Market Price	Market Value	Unrealized Gain/Loss	Estimated Annual Income	Estimated Yield
<b>Equities (continued)</b>							
<b>Common Stocks (continued)</b>							
<b>CAREFOUR SA ADR</b>							
Dividend Option: Cash							
<i>Security Identifier:</i> CRERY							
441,000	09/25/09	9,6300	9,6300	4,246.83	251.81	98.12	2.31%
446,000	10/05/09	9,6300	9,6300	4,294.98	397.61	99.23	2.31%
410,000	10/22/09	9,6300	9,6300	3,948.30	193.23	91.22	2.31%
478,000	10/28/09	9,6300	9,6300	4,603.14	400.28	106.35	2.31%
<b>1,775,000</b>	<b>Total</b>	<b>\$15,850.32</b>		<b>\$17,093.25</b>	<b>\$1,242.93</b>	<b>\$394.92</b>	
<b>ELECTROBRAS CENTRAIS ELECTRICIAS ADR</b>							
ISIN#US15234Q2075							
Dividend Option: Cash							
<i>Security Identifier:</i> EBR							
771,000	08/24/09	21,0900	21,0900	16,386.93	4,927.73		
<b>DAI NIPPON PRTG LTD JAPAN SPON ADR</b>							
ISIN#US2338063066							
Dividend Option: Cash							
<i>Security Identifier:</i> DNPLY							
1,644,000	08/24/09	12,6860	12,6860	20,855.78	-2,792.74	426.20	2.04%
<b>DAIWA HOUSE IND LTD ADR</b>							
Dividend Option: Cash							
<i>Security Identifier:</i> DWAHY							
111,000	08/24/09	106,7730	106,7730	11,851.80	-247.20	255.22	2.15%
<b>EMBRAER EMPRESA BRASILEIRA DE AERONAUTICA S A SPONSORED ADR</b>							
REPSG COM SHS							
Dividend Option: Cash							
<i>Security Identifier:</i> ERJ							
176,000	10/30/09	3,881.68	22,1100	3,891.36	9.68		
203,000	11/03/09	4,089.37	22,1100	4,488.33	398.96		
<b>379,000</b>	<b>Total</b>	<b>\$7,971.05</b>		<b>\$8,379.69</b>	<b>\$408.64</b>	<b>\$0.00</b>	
<b>FUJIFILM HLDGS CORP ADR 2 ORD</b>							
ISIN#US3598N1072							
Dividend Option: Cash							
<i>Security Identifier:</i> FUJIY							
589,000	11/25/09	16,280.61	29,9690	17,651.74	1,371.13	121.88	0.69%
<b>GOLD FIELDS LTD NEW SPONS ADR</b>							
Dividend Option: Cash							
<i>Security Identifier:</i> GFI							
1,248,000	08/24/09	13,1100	13,1100	16,361.28	1,297.92	164.54	1.00%



**Brokerage**  
**Account Statement**

Mary Freeman Wisdom Foundation  
 Fed ID No. 72-6123208  
 Attachment to Form 990-PF, Part II, Line 10B

Statement Period: 12/01/2009 - 12/31/2009

**Portfolio Holdings (continued)**

Quantity	Acquisition Date	Unit Cost	Cost Basis	Market Price	Market Value	Unrealized Gain/Loss	Estimated Annual Income	Estimated Yield
<b>Equities (continued)</b>								
<b>Common Stocks (continued)</b>								
<b>HACHIJUNI BK LTD ADR</b>								
Dividend Option: Cash								
140,000	08/24/09	54,9500	7,693.00	58.0050	8,120.70	427.70	63.94	0.78%
<i>Security Identifier: HACBY</i>								
<b>IMPALA PLTUM HLD LTD SPONSORED ADR</b>								
REPSTEG 1/4 SH								
Dividend Option: Cash								
284,000	08/24/09	25,9840	7,379.40	27.5660	7,828.74	449.34	100.56	1.28%
<i>Security Identifier: IMPUY</i>								
<b>IVANHOE MINES LTD ISIN#CA46579N1033</b>								
Dividend Option: Cash								
475,000	08/24/09	8,8800	4,218.00	14.6100	6,939.75	2,721.75		
<i>Security Identifier: IVN</i>								
<b>KAO CORP SPONSORED ADR REPSTG</b>								
10 SHS COM								
Dividend Option: Cash								
790,000	08/24/09	24,3000	19,197.00	23.3630	18,456.77	-740.23	447.01	2.42%
<i>Security Identifier: KCRPY</i>								
<b>KINROSS GOLD CORP COM NO PAR</b>								
ISIN#CA4969024047								
Dividend Option: Cash								
789,000	08/24/09	19,2900	15,219.81	18.4810	14,581.55	-638.26	78.90	0.54%
299,000	10/30/09	18,2640	5,460.88	18.4810	5,525.84	64.96	29.90	0.54%
1,088,000	Total		\$20,680.69		\$20,107.39	-\$573.30	\$108.80	
<b>KOREA ELEC PWR CO SPONSORED ADR RPSTG</b>								
ISIN#US5006311063 1/2 SHS								
Dividend Option: Cash								
1,026,000	08/26/09	12,6480	12,976.85	14.5400	14,918.04	1,941.19		
<i>Security Identifier: KEP</i>								

Mary Freeman Wisdom Foundation  
 Fed ID No. 72-6123208  
 Attachment to Form 990-PF, Part II, Line 10B

Portfolio Holdings (continued)

Quantity	Acquisition Date	Unit Cost	Cost Basis	Market Price	Market Value	Unrealized Gain/Loss	Estimated Annual Income	Estimated Yield
<b>Equities (continued)</b>								
<b>Common Stocks (continued)</b>								
<b>MAGNA INTERNATIONAL INC CLASS A</b>								
ISIN#CA5592224011								
Dividend Option: Cash								
<i>Security Identifier:</i> MGA								
236.000	08/24/09	45.3080	10,692.69	50.5800	11,936.88	1,244.19		
<b>NETSCOUT SYSTEMS INC ADR</b>								
ISIN#US60684V1089								
Dividend Option: Cash								
<i>Security Identifier:</i> MSIGY								
854.000	08/27/09	13.7810	11,768.63	12.7020	10,847.51	-921.12	195.90	1.80%
<b>NEWCREST MINING LTD ADR</b>								
ISIN#CA65334H1029								
Dividend Option: Cash								
<i>Security Identifier:</i> NCMGY								
479.000	08/24/09	24.5310	11,750.51	31.7740	15,219.75	3,469.24	57.92	0.38%
<b>NEXEN INC COM SHS</b>								
ISIN#CA65334H1029								
Dividend Option: Cash								
<i>Security Identifier:</i> NTDOY								
534.000	08/24/09	21.4900	11,475.66	23.9300	12,778.62	1,302.96		
159.000	10/28/09	21.9550	3,490.91	23.9300	3,804.87	313.96		
<b>693.000</b>	<b>Total</b>		<b>\$14,966.57</b>		<b>\$16,583.49</b>	<b>\$1,616.92</b>	<b>\$0.00</b>	
<b>NINTENDO LTD ADR</b>								
ISIN#CA65334H1029								
Dividend Option: Cash								
<i>Security Identifier:</i> NTDOY								
365.000	08/24/09	31.7400	11,585.10	29.5930	10,801.45	-783.65	457.11	4.23%
<b>NIPPON TELEGRAPH &amp; TELEPHONE CORP</b>								
ISIN#JP3706081000								
Dividend Option: Cash								
<i>Security Identifier:</i> NTT								
1,255.000	08/24/09	21.3500	26,793.94	19.7400	24,773.70	-2,020.24	720.42	2.90%
<b>NOKIA CORP SPONSORED ADR</b>								
ISIN#FI0009012000								
Dividend Option: Cash								
<i>Security Identifier:</i> NOK								
914.000	08/24/09	12.6100	11,525.54	12.8500	11,744.90	219.36	359.21	3.05%
266.000	11/18/09	13.9500	3,710.83	12.8500	3,418.10	-292.73	104.54	3.05%
<b>1,180.000</b>	<b>Total</b>		<b>\$15,236.37</b>		<b>\$15,163.00</b>	<b>-\$73.37</b>	<b>\$463.75</b>	

**Pershing**  
 AN AFFILIATE OF THE BANK  
 OF NEW YORK MELLON  
 Advisor Solutions<sup>SM</sup>  
 One Pershing Plaza, Jersey City, NJ 07399  
 Pershing Advisor Solutions LLC member FINRA, SIPC  
 (877) 870-7230



**Brokerage**  
**Account Statement**

Mary Freeman Wisdom Foundation  
 Fed ID No. 72-6123208  
 Attachment to Form 990-PF, Part II, Line 10B

Statement Period: 12/01/2009 - 12/31/2009

**Portfolio Holdings (continued)**

Quantity	Acquisition Date	Unit Cost	Cost Basis	Market Price	Market Value	Unrealized Gain/Loss	Estimated Annual Income	Estimated Yield
<b>Equities (continued)</b>								
<b>Common Stocks (continued)</b>								
<b>NOVARTIS AG SPONSORED ADR</b>								
Dividend Option: Cash								
<i>Security Identifier:</i> NVS								
431.000	08/24/09	45.2980	19,523.44	54.4300	23,459.33	3,935.89	626.55	2.67%
<b>PANASONIC CORP ADR</b>								
ISIN#US69832A2050								
Dividend Option: Cash								
<i>Security Identifier:</i> PC								
566.000	10/20/09	14.4240	8,163.87	14.3500	8,122.10	-41.77	69.56	0.85%
<b>REXAM PLC SPONSORED ADR NEW</b>								
Dividend Option: Cash								
<i>Security Identifier:</i> REXMY								
168.000	11/18/09	24.3710	4,094.41	23.4640	3,941.95	-152.46	281.38	7.13%
<b>ROHM CO LTD ADR</b>								
Dividend Option: Cash								
<i>Security Identifier:</i> ROHCY								
232.000	08/24/09	34.4000	7,980.80	32.5470	7,550.90	-429.90	140.09	1.85%
<b>ROYAL DUTCH SHELL PLC SPONSORED ADR</b>								
RESPTG B SHS								
Dividend Option: Cash								
<i>Security Identifier:</i> RDS B								
422.000	08/24/09	53.6700	22,648.66	58.1300	24,530.86	1,882.20	1,417.92	5.78%
<b>SK TELECOM LTD SPONSORED ADR</b>								
ISIN#US78440P1084								
Dividend Option: Cash								
<i>Security Identifier:</i> SKM								
1,462.000	08/24/09	15.6490	22,879.27	16.2600	23,772.12	892.85	861.57	3.62%
<b>SANOFI AVENTIS SPONS ADR</b>								
ISIN#US80105N1054								
Dividend Option: Cash								
<i>Security Identifier:</i> SNY								



Mary Freeman Wisdom Foundation  
 Fed ID No. 72-6123208  
 Attachment to Form 990-PF, Part II, Line 10B

Portfolio Holdings (continued)

Quantity	Acquisition Date	Unit Cost	Cost Basis	Market Price	Market Value	Unrealized Gain/Loss	Estimated Annual Income	Estimated Yield
<b>Equities (continued)</b>								
<b>Common Stocks (continued)</b>								
<b>SANOI AVENTIS SPONS ADR (continued)</b>								
612,000	08/24/09	33.8230	20,699.42	39.2700	24,033.24	3,333.82	683.81	2.84%
<b>SEGA SAMMY HLDGS INC SPONS ADR REPSTG COM</b>								
<b>SEGA SAMMY HLDGS INC ISIN#US8157941027</b>								
Dividend Option: Cash								
3,674,000	08/24/09	3.2000	11,756.80	3.0500	11,205.70	-551.10	428.42	3.82%
<b>SEKISUI HOUSE LTD SPONSORED ADR</b>								
Dividend Option: Cash								
1,245,000	08/24/09	9.4400	11,752.80	9.0120	11,219.94	-532.86	232.64	2.07%
<b>SEVEN &amp; I HLDGS CO LTD</b>								
ISIN#US81783H1059								
Dividend Option: Cash								
481,000	08/24/09	48.6920	23,421.00	41.4000	19,913.40	-3,507.60	525.54	2.63%
<b>SHISEIDO LTD SPON ADR</b>								
Dividend Option: Cash								
1,173,000	08/24/09	16.6500	19,530.45	19.1310	22,440.66	2,910.21	535.77	2.38%
<b>SIEMENS A G SPONSORED ADR</b>								
ISIN#US8261975010								
Dividend Option: Cash								
180,000	08/24/09	84.3080	15,175.44	91.7000	16,506.00	1,330.56	143.32	2.04%
<b>SOCIETE GENERALE FRANCE SPON ADR</b>								
Dividend Option: Cash								
499,000	08/24/09	15.3900	7,679.61	14.0460	7,008.95	-670.66	97.27	1.21%
<b>SUMITOMO TR &amp; BKG LTD SPONSORED ADR</b>								
Dividend Option: Cash								
1,643,000	08/24/09	5.9800	9,825.14	4.8660	7,994.84	-1,830.30	114.60	1.38%
<b>TDK CORP AMERICAN DEP SHS</b>								
ISIN#US8723514084								
Dividend Option: Cash								
136,000	08/24/09	58.5000	7,956.00	60.6910	8,253.98	297.98	114.60	1.38%



Statement Period: 12/01/2009 - 12/31/2009

**Portfolio Holdings (continued)**

Quantity	Acquisition Date	Unit Cost	Cost Basis	Market Price	Market Value	Unrealized Gain/Loss	Estimated Annual Income	Estimated Yield
<b>Equities (continued)</b>								
<b>Common Stocks (continued)</b>								
TELECOM ITALIA S P A NEW SPON ADR REPSTG								
2,075.000	08/24/09	10.9820	22,787.14	11.0000	22,825.00	37.86	1,442.33	6.31%
Dividend Option: Cash								
<i>Security Identifier:</i> TIA								
UNITED UTILS GROUP PLC SPON ADR								
1,026.000	08/24/09	14.8200	15,205.32	16.0100	16,426.26	1,220.94	1,102.46	6.71%
Dividend Option: Cash								
<i>Security Identifier:</i> UUGRY								
VODAFONE GROUP PLC SPON ADR NEW								
874.000	08/24/09	21.5880	18,868.31	23.0900	20,180.66	1,312.35	1,128.42	5.59%
Dividend Option: Cash								
<i>Security Identifier:</i> VOD								
WACOAL HLDGS CORP ADR								
237.000	08/24/09	63.5500	15,061.35	54.9500	13,023.15	-2,038.20	280.38	2.15%
Dividend Option: Cash								
<i>Security Identifier:</i> WACLY								
WOLTERS KLUWER N V SPON ADR								
766.000	08/24/09	19.8500	15,205.10	21.9520	16,815.23	1,610.13	545.77	3.24%
Dividend Option: Cash								
<i>Security Identifier:</i> WTKWY								
<b>Total Common Stocks</b>			<b>\$701,665.74</b>		<b>\$726,613.07</b>	<b>\$24,947.33</b>	<b>\$17,644.62</b>	
<b>Total Equities</b>			<b>\$701,665.74</b>		<b>\$726,613.07</b>	<b>\$24,947.33</b>	<b>\$17,644.62</b>	
<b>Total Portfolio Holdings</b>								
			<b>\$770,113.58</b>		<b>\$795,060.91</b>	<b>\$24,947.33</b>	<b>\$0.00</b>	<b>\$17,644.65</b>

**Additional Information**

	This Period	Year-to-Date
Securities Bought and Sold	-\$754.29	-\$354,387.38
Principal Payments	\$0.00	\$49.92

**Customer Service Information**

Your Financial Representative: ECA  
 EQUITAS CAPITAL ADVISORS, LLC  
 909 POYDRAS STREET, SUITE 1850  
 NEW ORLEANS LA 70112-4031  
 Telephone Number: (504) 569-9600  
 Fax Number: (504) 569-9650

Portfolio Manager: TRANSAMERICA INVESTMENT MGMT

Portfolio Investment Style: LARGE CAPITALIZATION GROWTH

**Portfolio Holdings**

**Cash, Money Funds, and FDIC Deposits 6.00% of Portfolio**

Quantity	Opening Date	Account Number	Activity Ending	Opening Balance	Closing Balance	Accrued Income	Income This Year	30-Day Yield	Current Yield
Money Market									
FEDERATED CAPITAL RESERVES	12/01/09	0001606877	12/31/09	24,753.00	24,550.12	0.00	0.01	0.00%	0.00%
<b>Total Money Market</b>				<b>\$24,753.00</b>	<b>\$24,550.12</b>	<b>\$0.00</b>	<b>\$0.01</b>		
<b>Total Cash, Money Funds, and FDIC Deposits</b>				<b>\$24,753.00</b>	<b>\$24,550.12</b>	<b>\$0.00</b>	<b>\$0.01</b>		

Quantity	Acquisition Date	Unit Cost	Cost Basis	Market Price	Market Value	Unrealized Gain/Loss	Estimated Annual Income	Estimated Yield
<b>Equities 94.00% of Portfolio</b>								
<b>Common Stocks</b>								
ACTIVISION BLIZZARD INC COM								
Dividend Option: Cash								
Security Identifier: ATVI	12/23/09	11.1900	4,420.05	11.1100	4,388.45	-31.60		
395.000								
AMAZON COM INC								
Dividend Option: Cash								
Security Identifier: AMZN	08/19/09	82.3480	15,399.07	134.5200	25,155.24	9,756.17		
187.000								
ANADARKO PETE CORP								
Dividend Option: Cash								
Security Identifier: APC	08/21/09	53.6250	5,898.77	62.4200	6,866.20	967.43	39.60	0.57%
110.000								
Dividend Option: Cash	10/08/09	67.4100	2,831.22	62.4200	2,621.64	-209.58	15.12	0.57%
42.000								
<b>Total</b>			<b>\$8,729.99</b>		<b>\$9,487.84</b>	<b>\$757.85</b>	<b>\$54.72</b>	



# Brokerage Account Statement

Mary Freeman Wisdom Foundation  
 Fed ID No. 72-6123208  
 Attachment to Form 990-PF, Part II, Line 10B

Statement Period: 12/01/2009 - 12/31/2009

## Portfolio Holdings (continued)

Quantity	Acquisition Date	Unit Cost	Cost Basis	Market Price	Market Value	Unrealized Gain/Loss	Estimated Annual Income	Estimated Yield
<b>Equities (continued)</b>								
<b>Common Stocks (continued)</b>								
<b>APPLE INC COM</b>								
Dividend Option: Cash								
Security Identifier: AAPL								
128.000	08/19/09	164.2980	21,030.15	210.8600	26,990.08	5,959.93		
<b>AUTOMATIC DATA PROCESSING INC COM</b>								
Dividend Option: Cash								
Security Identifier: ADP								
207.000	08/19/09	37.6480	7,793.14	42.8200	8,863.74	1,070.60	281.52	3.17%
38.000	12/16/09	43.1080	1,638.11	42.8200	1,627.16	-10.95	51.68	3.17%
245.000	Total		\$9,431.25		\$10,490.90	\$1,059.65	\$333.20	
<b>BORGWARNER INC COM</b>								
Dividend Option: Cash								
Security Identifier: BWA								
317.000	08/19/09	30.3180	9,610.81	33.2200	10,530.74	919.93		
<b>CATERPILLAR INC</b>								
Dividend Option: Cash								
Security Identifier: CAT								
167.000	08/19/09	45.1480	7,539.77	56.9900	9,517.33	1,977.56	280.56	2.94%
<b>CISCO SYSTEMS INC</b>								
Dividend Option: Cash								
Security Identifier: CSCQ								
462.000	08/19/09	21.2470	9,816.11	23.9400	11,060.28	1,244.17		
169.000	12/16/09	23.4800	3,968.04	23.9400	4,045.86	77.82		
631.000	Total		\$13,784.15		\$15,106.14	\$1,321.99	\$0.00	
<b>DISNEY WALT CO DISNEY COM</b>								
Dividend Option: Cash								
Security Identifier: DIS								
320.000	08/19/09	25.4680	8,149.76	32.2500	10,320.00	2,170.24	112.00	1.08%

Mary Freeman Wisdom Foundation  
 Fed ID No. 72-6123208  
 Attachment to Form 990-PF, Part II, Line 10B

Portfolio Holdings (continued)

Quantity	Acquisition Date	Unit Cost	Cost Basis	Market Price	Market Value	Unrealized Gain/Loss	Estimated Annual Income	Estimated Yield
<b>Equities (continued)</b>								
<b>Common Stocks (continued)</b>								
<b>EOG RES INC COM</b>								
	Dividend Option: Cash							
	Security Identifier: EOG							
78,000	08/19/09	73.7000	5,748.60	97.3000	7,589.40	1,840.80	45.24	0.59%
16,000	10/08/09	89.0380	1,424.61	97.3000	1,556.80	132.19	9.28	0.59%
18,000	10/09/09	89.4280	1,609.70	97.3000	1,751.40	141.70	10.44	0.59%
19,000	12/23/09	98.5150	1,871.78	97.3000	1,848.70	-23.08	11.02	0.59%
131,000	Total		\$10,654.69		\$12,746.30	\$2,091.61	\$75.98	
<b>ECOLAB INC</b>								
	Dividend Option: Cash							
	Security Identifier: ECL							
258,000	08/19/09	42.9080	11,070.26	44.5800	11,501.64	431.38	159.96	1.39%
<b>EMERSON ELECTRIC CO COM</b>								
	Dividend Option: Cash							
	Security Identifier: EMR							
272,000	08/19/09	34.5580	9,399.78	42.6000	11,587.20	2,187.42	364.48	3.14%
18,000	09/17/09	40.7860	734.15	42.6000	766.80	32.65	24.12	3.14%
18,000	10/08/09	39.0680	703.22	42.6000	766.80	63.58	24.12	3.14%
308,000	Total		\$10,837.15		\$13,120.80	\$2,283.65	\$412.72	
<b>EXPEDITORS INTL WASH INC</b>								
	Dividend Option: Cash							
	Security Identifier: EXPD							
184,000	08/19/09	31.7980	5,850.83	34.7300	6,390.32	539.49	69.92	1.09%
17,000	09/17/09	36.2580	616.39	34.7300	590.41	-25.98	6.46	1.09%
102,000	12/16/09	34.8000	3,549.60	34.7300	3,542.46	-7.14	38.76	1.09%
303,000	Total		\$10,016.82		\$10,523.19	\$506.37	\$115.14	
<b>INTERNATIONAL BUSINESS MACHS CORP</b>								
	Dividend Option: Cash							
	Security Identifier: IBM							
83,000	08/19/09	118.4100	9,828.03	130.9000	10,864.70	1,036.67	182.60	1.68%
7,000	09/17/09	121.8490	852.94	130.9000	916.30	63.36	15.40	1.68%
25,000	12/16/09	128.8260	3,220.66	130.9000	3,272.50	51.84	55.00	1.68%
115,000	Total		\$13,901.63		\$15,053.50	\$1,151.87	\$253.00	

Statement Period: 12/01/2009 - 12/31/2009

**Portfolio Holdings (continued)**

Quantity	Acquisition Date	Unit Cost	Cost Basis	Market Price	Market Value	Unrealized Gain/Loss	Estimated Annual Income	Estimated Yield
<b>Equities (continued)</b>								
<b>Common Stocks (continued)</b>								
<b>INTUITIVE SURGICAL INC COM NEW</b>								
Dividend Option: Cash								
Security Identifier: ISRG								
15,000	10/06/09	256.3480	3,845.22	303.3200	4,549.80	704.58		
14,000	12/23/09	299.8780	4,198.29	303.3200	4,246.48	48.19		
<b>29,000</b>	<b>Total</b>		<b>\$8,043.51</b>		<b>\$8,796.28</b>	<b>\$752.77</b>	<b>\$0.00</b>	
<b>JACOBS ENGINEERING GROUP INC</b>								
Dividend Option: Cash								
Security Identifier: JEC								
164,000	08/19/09	44.9080	7,364.91	37.6100	6,168.04	-1,196.87		
23,000	09/17/09	48.5000	1,115.51	37.6100	865.03	-250.48		
41,000	12/16/09	37.1270	1,522.20	37.6100	1,542.01	19.81		
<b>228,000</b>	<b>Total</b>		<b>\$10,002.62</b>		<b>\$8,575.08</b>	<b>-\$1,427.54</b>	<b>\$0.00</b>	
<b>JOHNSON CONTROLS INC COM</b>								
Dividend Option: Cash								
Security Identifier: JCI								
622,000	08/19/09	25.3780	15,785.12	27.2400	16,943.28	1,158.16	323.44	1.90%
<b>MICROSOFT CORP COM</b>								
Dividend Option: Cash								
Security Identifier: MSFT								
421,000	08/19/09	23.6170	9,942.76	30.4900	12,836.29	2,893.53	218.92	1.70%
30,000	09/17/09	25.1500	754.50	30.4900	914.70	160.20	15.60	1.70%
<b>451,000</b>	<b>Total</b>		<b>\$10,697.26</b>		<b>\$13,750.99</b>	<b>\$3,053.73</b>	<b>\$234.52</b>	
<b>MONSANTO CO NEW COM</b>								
Dividend Option: Cash								
Security Identifier: MON								
95,000	08/19/09	81.6100	7,752.95	81.7500	7,766.25	13.30	100.70	1.29%
<b>PACCAR INC</b>								
Dividend Option: Cash								
Security Identifier: PCAR								
304,000	08/19/09	35.3180	10,736.67	36.2700	11,026.08	289.41	109.44	0.99%

Mary Freeman Wisdom Foundation  
 Fed ID No. 72-6123208  
 Attachment to Form 990-PF, Part II, Line 10B

Portfolio Holdings (continued)

Quantity	Acquisition Date	Unit Cost	Cost Basis	Market Price	Market Value	Unrealized Gain/Loss	Estimated Annual Income	Estimated Yield
<b>Equities (continued)</b>								
<b>Common Stocks (continued)</b>								
PALM INC NEW COM ISIN#US6966431057								
	Dividend Option: Cash							
	Security Identifier: PALM							
133.000	10/20/09	15.5990	2,074.72	10.0400	1,335.32	-739.40		
<b>PRAXAIR INC</b>								
	Dividend Option: Cash							
	Security Identifier: PX							
128.000	08/19/09	77.0980	9,868.54	80.3100	10,279.68	411.14	204.80	1.99%
<b>PRICE T ROWE GROUP INC COM</b>								
	Dividend Option: Cash							
	Security Identifier: TROW							
272.000	08/19/09	44.7180	12,163.30	53.2500	14,484.00	2,320.70	272.00	1.87%
<b>PRICELINE COM INC COM NEW</b>								
	Dividend Option: Cash							
	Security Identifier: PCLN							
35.000	10/06/09	170.5340	5,968.70	218.5000	7,647.50	1,678.80		
<b>QUALCOMM INC</b>								
	Dividend Option: Cash							
	Security Identifier: QCOM							
189.000	08/19/09	45.6670	8,631.06	46.2600	8,743.14	112.08	128.52	1.46%
<b>ROCHE HLDGS LTD SPONSORED ADR</b>								
	ISIN#US7711951043							
	Dividend Option: Cash							
	Security Identifier: RHHBY							
96.000	08/19/09	39.5600	3,797.76	42.5150	4,081.44	283.68	63.85	1.56%
100.000	10/02/09	39.9600	3,996.00	42.5150	4,251.50	255.50	66.52	1.56%
196.000	Total		\$7,793.76		\$8,332.94	\$539.18	\$130.37	
<b>SCHLUMBERGER LTD COM ISIN#AN8068571086</b>								
	Dividend Option: Cash							
	Security Identifier: SLB							
64.000	09/17/09	61.3940	3,929.21	65.0900	4,165.76	236.55	53.76	1.29%
32.000	10/09/09	62.8090	2,009.88	65.0900	2,082.88	73.00	26.88	1.29%
96.000	Total		\$5,939.09		\$6,248.64	\$309.55	\$80.64	
<b>CHARLES SCHWAB CORP COM NEW</b>								
	Dividend Option: Cash							
	Security Identifier: SCHW							
666.000	08/19/09	17.7280	11,806.85	18.8200	12,534.12	727.27	159.84	1.27%



**Brokerage**  
**Account Statement**

Mary Freeman Wisdom Foundation  
 Fed ID No. 72-6123208  
 Attachment to Form 990-PF, Part II, Line 10B

Statement Period: 12/01/2009 - 12/31/2009

**Portfolio Holdings (continued)**

Quantity	Acquisition Date	Unit Cost	Cost Basis	Market Price	Market Value	Unrealized Gain/Loss	Estimated Annual Income	Estimated Yield
<b>Equities (continued)</b>								
<b>Common Stocks (continued)</b>								
<b>SIGMA ALDRICH CORP</b>								
Dividend Option: Cash								
196.000	08/19/09	51.0380	10,003.45	50.5300	9,903.88	-99.57	113.68	1.14%
<b>TEVA PHARMACEUTICAL INDUSTRIES LTD ADR</b>								
ISIN# US8816242098								
Dividend Option: Cash								
151.000	08/19/09	51.3380	7,752.04	56.1800	8,483.18	731.14	72.85	0.85%
23.000	09/17/09	50.6270	1,164.42	56.1800	1,292.14	127.72	11.10	0.85%
174.000	Total		\$8,916.46		\$9,775.32	\$858.86	\$83.95	
<b>UNION PACIFIC CORP COM</b>								
Dividend Option: Cash								
135.000	08/19/09	59.7560	8,067.33	63.9000	8,626.50	559.17	145.80	1.69%
<b>WAL MART STORES INC</b>								
Dividend Option: Cash								
140.000	08/19/09	51.7080	7,239.16	53.4500	7,483.00	243.84	152.60	2.03%
<b>WELLS FARGO &amp; CO NEW COM</b>								
Dividend Option: Cash								
623.000	08/19/09	26.5900	16,565.57	26.9900	16,814.77	249.20	124.60	0.74%
<b>YUM BRANDS INC COM</b>								
Dividend Option: Cash								
167.000	10/06/09	35.1910	5,876.83	34.9700	5,839.99	-36.84	140.28	2.40%



**Portfolio Holdings (continued)**

Quantity	Acquisition Date	Unit Cost	Cost Basis	Market Price	Market Value	Unrealized Gain/Loss	Estimated Annual Income	Estimated Yield
<b>Equities (continued)</b>								
Common Stocks (continued)								
62,000	10/09/09	34,9490	2,166.81	34.9700	2,168.14	1.33	52.08	2.40%
229,000	Total		\$8,043.64		\$8,008.13	-\$35.51	\$192.36	
<b>Total Common Stocks</b>			\$357,935.15		\$406,186.27	\$48,251.12	\$4,354.54	
<b>Total Equities</b>			\$357,935.15		\$406,186.27	\$48,251.12	\$4,354.54	

**Total Portfolio Holdings**

Market Value	Unrealized Gain/Loss	Accrued Interest	Estimated Annual Income
\$430,736.39	\$48,251.12	\$0.00	\$4,354.55

**Disclosures and Other Information**

Pricing - Securities prices may vary from actual liquidation value. Prices shown should only be used as a general guide to portfolio value. Prices are received from various pricing services. However, pricing services are sometimes unable to provide timely information. Where pricing sources are not readily available, particularly on certain debt securities, estimated prices may be generated by a matrix system taking various factors into consideration. The pricing of listed options takes into account the last closing price, as well as the current bid and offer prices. Where securities have not been priced, such securities have not been included in the Asset Allocation information at the beginning of this statement.

Reinvestment - The dollar amount of Mutual Fund dividend income, Bank Deposit interest income, or dividends for other securities shown on your Statement may have been reinvested. You will not receive confirmation of these reinvestments. However, information pertaining to these transactions which would otherwise appear on confirmations, including the time of execution and the name of the person from whom your security was purchased, will be furnished to you upon written request to your introducing firm. In dividend reinvestment transactions, Pershing acts as your agent and receives payment for order flow, the source and nature of which payment will be furnished to you upon written request to your introducing firm.

Option Disclosure - Information with respect to commissions and other charges incurred in connection with the execution of option transactions has been included in confirmations previously furnished to you. A summary of this information is available to you promptly upon your written request directed to your introducing firm. In order to assist your introducing firm in maintaining current background and financial information concerning your option accounts, please promptly advise them in writing of any material change in your investment objectives or financial situation. Expiring options which are valuable are exercised automatically pursuant to the exercise by exception procedure of the Options Clearing Corporation. Additional information regarding this procedure is available upon written request to your introducing firm.

Foreign Currency Transactions - Pershing may execute foreign currency transactions as principal for your account. Pershing may automatically convert foreign currency to or from U.S. dollars for dividends and similar corporate action transactions unless you instruct your financial organization otherwise. Pershing's currency conversion rate will not exceed the highest interbank conversion rate identified from customary banking sources on the conversion date or the prior business day, increased by up to 1%, unless a particular rate is required by applicable law. Your financial organization may also increase the currency conversion rate. This conversion rate may differ from rates in effect on the date you executed a transaction, incurred a charge, or received a credit. Transactions converted by agents (such as depositories) will be billed at the rates such agents use.

Proxy Vote - Securities held by you on margin (securities not fully paid for by you) may be lent by Pershing to itself or others in accordance with the terms outlined in the Margin Agreement. The right to vote your shares held on margin will be reduced by the amount of shares on loan. The Proxy Voting Instruction Form sent to you may reflect a smaller number of shares entitled to vote than the number of shares in your margin account.

Application for Grant  
(Not for use by individuals)

To:	From:
The Mary Freeman Wisdom Foundation	
<u>c/o Matt Wisdom P.O. Box 13647 New Orleans, LA 70185-3647</u>	(Name of Applicant)
	(Street Address)
	(City, State, and ZIP code)

Part I. Information about the Applicant

Is the applicant organized as a nonprofit organization under State laws governing charitable organizations? . . . . .  Yes  No  
 If yes, what State or Commonwealth governs? \_\_\_\_\_  
 If no, please explain:

Has the applicant received a ruling or determination letter from the Internal Revenue Service about any of the following? . . . . .  Yes  No

(a) Exempt status . . . . .  Yes  No  
 (b) Private foundation status . . . . .  Yes  No  
 (c) Grant-making procedures . . . . .  Yes  No

Attach photocopy of each such letter. (a)  
 If any item is marked no, explain (b) and (c).

- (a) Attach a copy of the applicant's proposed budget for the year in which the grant funds are to be used.
- (b) If this grant will be a substantial and material part of the total budget, attach a copy of the latest information return (Form 990 or 990-PF) filed by the applicant with the Internal Revenue Service.
- (c) Describe the applicant's purposes and activities in general.

Application for Grant

4. Is the applicant controlled by, related to, connected with, or sponsored by another organization? . . . . .  YES  No  
If yes, identify the organization (including its purposes and activities) and explain the relationship:

5. List the name, address and title of each member of the applicant's governing board:

(Name)	(Title or office)
(Street address)	(City, State, and ZIP code)
(Name)	(Title or office)
(Street address)	(City, State, and ZIP code)
(Name)	(Title or office)
(Street address)	(City, State, and ZIP code)
(If more space is needed attach a separate list)	

6. Has the applicant (or any organization listed in 4, above) ever applied for or received a grant from this foundation? . . . . .  Yes  No  
If yes, give details:

Application for Grant

Part II, Use of the proposed grant

Show the amount requested and explain in detail how it will be used. State whether the grant is to be earmarked for the use or benefit of any one person, group, or class of people. If so, for whom?

Person to contact who will be administering the proposed program.

(Name)

(Title)

(Street address)

(City, State, and ZIP code)

(Area code and telephone number)

Describe this person's experience and qualifications to administer the program.

On my own knowledge, I state the information given in Parts I and II is correct. The applicant or organization has authorized me to make this application.

(Name)

(Date)

(Title or office)

Application for Grant

Part III. To be filled in by Grantor Foundation

9. Evaluation by grant or program officer:

10. Special supervisory or follow-up requirements, if any:

11. Remarks:

(Grant or program officer)

2. Action taken. (Person to approve action must initial and date)

- |                                       |           |
|---------------------------------------|-----------|
| (a) Approved as requested             | ( _____ ) |
| (b) Approved as modified, see Remarks | ( _____ ) |
| (c) Denied                            | ( _____ ) |
| (d) Date of grant agreement           | ( _____ ) |
| (e) Amount of grant \$ _____          | ( _____ ) |
| (f) Date of grant _____               | ( _____ ) |
| (g) Date of interim report _____      | ( _____ ) |
| (h) Date of final report _____        | ( _____ ) |
| (i) Date file closed _____            | ( _____ ) |

The Mary Freeman Wisdom Foundation  
2009 Charitable Donations  
72-6123208  
Schedule C

Alliance for Affordable Energy 338 Baronne Street New Orleans, LA 70112	\$ 5,000
Audubon Charter School 428 Broadway New Orleans, LA 70118	5,000
Bureau of Governmental Research 225 Baronne St , Suite 610 New Orleans, LA 70112	50,000
KID smART 1920 Cilo Street New Orleans, LA 70113	5,000
Louisiana Philharmonic Orchestra 305 Baronne Street, Suite 600 New Orleans, LA 70112	30,000
Metairie Park Country Day School 300 Park Road Metairie, LA 70005	30,000
New Orleans Ballet Association 305 Baronne St., Suite 700 New Orleans, LA 70112	5,000
New Orleans Outreach 3801 Monroe St. New Orleans, LA 70118	10,000
New Orleans Police and Justice Foundation 400 Poydras St., Suite 2105 New Orleans, LA 70130	5,000
New Orleans Video Access Center 4840 Banks St New Orleans, LA 70119	10,000
Planned Parenthood of Louisiana & MS Delta 2601 Tulane Ave., Suite 701 New Orleans, LA 70119	10,000
Southern Institute for Education MR Box 1692 31 McAlister Drive New Orleans, LA 70118	10,000
Teach for America 315 West 36th Street, 7th Floor New York, NY 10018	50,000

The Mary Freeman Wisdom Foundation  
2009 Charitable Donations  
72-6123208  
Schedule C

Tulane University 6823 St. Charles Avenue New Orleans, LA 70118	5,000
	<hr/>
Total donations	<u>230,000</u>

C:\Pfx Engagement\WM\WorkPapers\{D8746B70-CA58-48D3-AA4D-BA4DEF058CA8}\{5FA92590-E76E-4879-AC65-7692F7

## Application for Extension of Time To File an Exempt Organization Return

▶ File a separate application for each return

- If you are filing for an **Automatic 3-Month Extension**, complete only **Part I** and check this box
- If you are filing for an **Additional (Not Automatic) 3-Month Extension**, complete only **Part II** (on page 2 of this form).

**Do not complete Part II unless you have already been granted an automatic 3-month extension on a previously filed Form 8868**

**Part I Automatic 3-Month Extension of Time.** Only submit original (no copies needed)

A corporation required to file Form 990-T and requesting an automatic 6-month extension - check this box and complete Part I only

All other corporations (including 1120-C filers), partnerships, REMICs, and trusts must use Form 7004 to request an extension of time to file income tax returns.

**Electronic Filing (e-file).** Generally, you can electronically file Form 8868 if you want a 3-month automatic extension of time to file one of the returns noted below (6 months for a corporation required to file Form 990-T). However, you cannot file Form 8868 electronically if (1) you want the additional (not automatic) 3-month extension or (2) you file Forms 990-BL, 6069, or 8870, group returns, or a composite or consolidated Form 990-T. Instead, you must submit the fully completed and signed page 2 (Part II) of Form 8868. For more details on the electronic filing of this form, visit [www.irs.gov/efile](http://www.irs.gov/efile) and click on *e-file for Charities & Nonprofits*.

Type or print	Name of Exempt Organization <b>THE MARY FREEMAN WISDOM FOUNDATION</b>	Employer identification number <b>72-6123208</b>
File by the due date for filing your return. See instructions	Number, street, and room or suite no. If a P.O. box, see instructions. <b>P. O. BOX 13647</b>	
	City, town or post office, state, and ZIP code. For a foreign address, see instructions. <b>NEW ORLEANS, LA 70185-3647</b>	

Check type of return to be filed (file a separate application for each return)

- |                                                 |                                                                   |                                    |
|-------------------------------------------------|-------------------------------------------------------------------|------------------------------------|
| <input type="checkbox"/> Form 990               | <input type="checkbox"/> Form 990-T (corporation)                 | <input type="checkbox"/> Form 4720 |
| <input type="checkbox"/> Form 990-BL            | <input type="checkbox"/> Form 990-T (sec. 401(a) or 408(a) trust) | <input type="checkbox"/> Form 5227 |
| <input type="checkbox"/> Form 990-EZ            | <input type="checkbox"/> Form 990-T (trust other than above)      | <input type="checkbox"/> Form 6069 |
| <input checked="" type="checkbox"/> Form 990-PF | <input type="checkbox"/> Form 1041-A                              | <input type="checkbox"/> Form 8870 |

**BOURGEOIS BENNETT, LLC**

- The books are in the care of ▶ **P.O. BOX 60600 - NEW ORLEANS, LA 70160-0600**  
Telephone No ▶ **504-831-4949** FAX No. ▶ **504-833-9093**
- If the organization does not have an office or place of business in the United States, check this box
- If this is for a Group Return, enter the organization's four digit Group Exemption Number (GEN) \_\_\_\_\_. If this is for the whole group, check this box ▶ . If it is for part of the group, check this box ▶  and attach a list with the names and EINs of all members the extension will cover.

1 I request an automatic 3-month (6-months for a corporation required to file Form 990-T) extension of time until **AUGUST 15, 2010**, to file the exempt organization return for the organization named above. The extension is for the organization's return for:  
▶  calendar year **2009** or  
▶  tax year beginning \_\_\_\_\_, and ending \_\_\_\_\_.

2 If this tax year is for less than 12 months, check reason:  Initial return  Final return  Change in accounting period

<b>3a</b> If this application is for Form 990-BL, 990-PF, 990-T, 4720, or 6069, enter the tentative tax, less any nonrefundable credits. See instructions	<b>3a</b>	\$ <b>58,460.</b>
<b>b</b> If this application is for Form 990-PF or 990-T, enter any refundable credits and estimated tax payments made. Include any prior year overpayment allowed as a credit.	<b>3b</b>	\$ <b>2,960.</b>
<b>c</b> <b>Balance Due.</b> Subtract line 3b from line 3a. Include your payment with this form, or, if required, deposit with FTD coupon or, if required, by using EFTPS (Electronic Federal Tax Payment System). See instructions.	<b>3c</b>	\$ <b>55,500.</b>

**Caution.** If you are going to make an electronic fund withdrawal with this Form 8868, see Form 8453-EO and Form 8879-EO for payment instructions.