



See a Social Security Number? Say Something!
Report Privacy Problems to <https://public.resource.org/privacy>
Or call the IRS Identity Theft Hotline at 1-800-908-4490



**Return of Private Foundation
or Section 4947(a)(1) Nonexempt Charitable Trust
Treated as a Private Foundation**

2009

Department of the Treasury
Internal Revenue Service

Note. The foundation may be able to use a copy of this return to satisfy state reporting requirements

For calendar year 2009, or tax year beginning _____, **2009, and ending** _____

G Check all that apply: Initial return Initial Return of a former public charity Final return
 Amended return Address change Name change

Use the IRS label otherwise, print or type See Specific Instructions.	THE ALEXANDRIA BUSINESS FOUNDATION 3330 MASONIC DRIVE ALEXANDRIA, LA 71301	A Employer identification number 72-1311720 B Telephone number (see the instructions) 318 448 6700
H Check type of organization	<input checked="" type="checkbox"/> Section 501(c)(3) exempt private foundation <input type="checkbox"/> Section 4947(a)(1) nonexempt charitable trust <input type="checkbox"/> Other taxable private foundation	
I Fair market value of all assets at end of year (from Part II, column (c), line 16)	J Accounting method <input checked="" type="checkbox"/> Cash <input type="checkbox"/> Accrual <input type="checkbox"/> Other (specify) _____	
\$ 761,873.	(Part I, column (d) must be on cash basis.)	
E If exemption application is pending, check here	<input type="checkbox"/>	
D 1 Foreign organizations, check here	<input type="checkbox"/>	
2 Foreign organizations meeting the 85% test, check here and attach computation	<input type="checkbox"/>	
E If private foundation status was terminated under section 507(b)(1)(A), check here	<input type="checkbox"/>	
F If the foundation is in a 60-month termination under section 507(b)(1)(B), check here	<input type="checkbox"/>	

	Part I Analysis of Revenue and Expenses (The total of amounts in columns (b), (c), and (d) may not necessarily equal the amounts in column (a) (see the instructions))	(a) Revenue and expenses per books	(b) Net investment income	(c) Adjusted net income	(d) Disbursements for charitable purposes (cash basis only)
REVENUE	1 Contributions, gifts, grants, etc., received (att sch)				
	2 Check <input checked="" type="checkbox"/> if the foundn is not req to att Sch B				
	3 Interest on savings and temporary cash investments				
	4 Dividends and interest from securities	35,887.	35,887.	35,887.	
	5a Gross rents				
	b Net rental income or (loss)				
	6a Net gain/(loss) from sale of assets not on line 10	-74,379.			
	b Gross sales price for all assets on line 6a	403,341.			
	7 Capital gain net income (from Part IV, line 2)		0.		
	8 Net short-term capital gain			0.	
	9 Income modifications				
10a Gross sales less returns and allowances					
b Less Cost of goods sold					
c Gross profit/(loss) (attach sch)					
11 Other income (attach schedule)	SEE STATEMENT 1	604.			
12 Total. Add lines 1 through 11		-37,888.	35,887.	35,887.	
ADMINISTRATIVE EXPENSES	13 Compensation of officers, directors, trustees, etc				
	14 Other employee salaries and wages				
	15 Pension plans, employee benefits				
	16a Legal fees (attach schedule)				
	b Accounting fees (attach sch)	SEE ST 2	2,900.		2,900.
	c Other prof fees (attach sch)				
	17 Interest				
	18 Taxes (attach schedule)(see instr)	SEE STM 3	1,272.		
	19 Depreciation (attach sch) and depletion				
	20 Occupancy				
	21 Travel, conferences, and meetings				
22 Printing and publications					
23 Other expenses (attach schedule)	SEE STATEMENT 4	12,486.	12,486.		
24 Total operating and administrative expenses. Add lines 13 through 23		16,658.	12,486.		
25 Contributions, gifts, grants paid PART XV		39,000.		39,000.	
26 Total expenses and disbursements. Add lines 24 and 25		55,658.	12,486.	0.	
27 Subtract line 26 from line 12:					
a Excess of revenue over expenses and disbursements		-93,546.			
b Net investment income (if negative, enter 0)			23,401.		
c Adjusted net income (if negative, enter -0-)			35,887.		

SCANNED JUN 26 2010

17

Part II Balance Sheets		Attached schedules and amounts in the description column should be for end-of-year amounts only (See instructions)		
		Beginning of year	End of year	
		(a) Book Value	(b) Book Value	(c) Fair Market Value
ASSETS	1 Cash – non-interest-bearing	1,298.	1,411.	1,411.
	2 Savings and temporary cash investments	33,938.	46,681.	46,681.
	3 Accounts receivable			
	Less allowance for doubtful accounts			
	4 Pledges receivable			
	Less allowance for doubtful accounts			
	5 Grants receivable			
	6 Receivables due from officers, directors, trustees, and other disqualified persons (attach schedule) (see the instructions)			
	7 Other notes and loans receivable (attach sch)			
	Less allowance for doubtful accounts			
	8 Inventories for sale or use			
	9 Prepaid expenses and deferred charges	1,440.	1,130.	1,130.
	10a Investments – U S and state government obligations (attach schedule)	169,018.	115,766.	119,813.
	b Investments – corporate stock (attach schedule)	606,396.	549,215.	592,838.
	c Investments – corporate bonds (attach schedule)			
	11 Investments – land, buildings, and equipment: basis			
Less accumulated depreciation (attach schedule)				
12 Investments – mortgage loans				
13 Investments – other (attach schedule)				
14 Land, buildings, and equipment, basis				
Less accumulated depreciation (attach schedule)				
15 Other assets (describe)				
16 Total assets (to be completed by all filers – see instructions Also, see page 1, item I)	812,090.	714,203.	761,873.	
LIABILITIES	17 Accounts payable and accrued expenses	4,341.		
	18 Grants payable			
	19 Deferred revenue			
	20 Loans from officers, directors, trustees, & other disqualified persons			
	21 Mortgages and other notes payable (attach schedule)			
	22 Other liabilities (describe)			
	23 Total liabilities (add lines 17 through 22)	4,341.	0.	
NET ASSETS OR FUND BALANCES	Foundations that follow SFAS 117, check here and complete lines 24 through 26 and lines 30 and 31.			
	24 Unrestricted			
	25 Temporarily restricted			
	26 Permanently restricted			
	Foundations that do not follow SFAS 117, check here and complete lines 27 through 31.			
	27 Capital stock, trust principal, or current funds			
	28 Paid-in or capital surplus, or land, building, and equipment fund			
	29 Retained earnings, accumulated income, endowment, or other funds	807,749.	714,203.	
30 Total net assets or fund balances (see the instructions)	807,749.	714,203.		
31 Total liabilities and net assets/fund balances (see the instructions)	812,090.	714,203.		

Part III Analysis of Changes in Net Assets or Fund Balances

1 Total net assets or fund balances at beginning of year – Part II, column (a), line 30 (must agree with end-of-year figure reported on prior year's return)	1	807,749.
2 Enter amount from Part I, line 27a	2	-93,546.
3 Other increases not included in line 2 (itemize)	3	
4 Add lines 1, 2, and 3	4	714,203.
5 Decreases not included in line 2 (itemize)	5	
6 Total net assets or fund balances at end of year (line 4 minus line 5) – Part II, column (b), line 30	6	714,203.

Part IV Capital Gains and Losses for Tax on Investment Income

(a) List and describe the kind(s) of property sold (e.g., real estate, 2-story brick warehouse, or common stock, 200 shares MLC Company)	(b) How acquired P — Purchase D — Donation	(c) Date acquired (month, day, year)	(d) Date sold (month, day, year)
1 a PUBLICLY TRADED SECURITIES	P	VARIOUS	
b			
c			
d			
e			

(e) Gross sales price	(f) Depreciation allowed (or allowable)	(g) Cost or other basis plus expense of sale	(h) Gain or (loss) (e) plus (f) minus (g)
a 403,341.		477,720.	-74,379.
b			
c			
d			
e			

Complete only for assets showing gain in column (h) and owned by the foundation on 12/31/69			(l) Gains (Column (h) gain minus column (k), but not less than -0-) or Losses (from column (h))
(i) Fair Market Value as of 12/31/69	(j) Adjusted basis as of 12/31/69	(k) Excess of column (i) over column (j), if any	
a			-74,379.
b			
c			
d			
e			

2 Capital gain net income or (net capital loss)	[If gain, also enter in Part I, line 7 If (loss), enter -0- in Part I, line 7]	2	-74,379.
3 Net short-term capital gain or (loss) as defined in sections 1222(5) and (6):	[If gain, also enter in Part I, line 8, column (c) (see the instructions) If (loss), enter -0- in Part I, line 8]	3	-74,379.

Part V Qualification Under Section 4940(e) for Reduced Tax on Net Investment Income

(For optional use by domestic private foundations subject to the section 4940(a) tax on net investment income.)

If section 4940(d)(2) applies, leave this part blank

Was the foundation liable for the section 4942 tax on the distributable amount of any year in the base period? Yes No
If 'Yes,' the foundation does not qualify under section 4940(e). Do not complete this part.

1 Enter the appropriate amount in each column for each year; see the instructions before making any entries

(a) Base period years Calendar year (or tax year beginning in)	(b) Adjusted qualifying distributions	(c) Net value of noncharitable-use assets	(d) Distribution ratio (column (b) divided by column (c))
2008	45,290.	851,176.	0.053209
2007	42,940.	942,425.	0.045563
2006	40,850.	882,387.	0.046295
2005	43,598.	840,719.	0.051858
2004	43,650.	837,771.	0.052103

2 Total of line 1, column (d)	2	0.249028
3 Average distribution ratio for the 5-year base period — divide the total on line 2 by 5, or by the number of years the foundation has been in existence if less than 5 years	3	0.049806
4 Enter the net value of noncharitable-use assets for 2009 from Part X, line 5	4	694,672.
5 Multiply line 4 by line 3	5	34,599.
6 Enter 1% of net investment income (1% of Part I, line 27b)	6	234.
7 Add lines 5 and 6	7	34,833.
8 Enter qualifying distributions from Part XII, line 4	8	41,900.

If line 8 is equal to or greater than line 7, check the box in Part VI, line 1b, and complete that part using a 1% tax rate. See the Part VI instructions

Part VI Excise Tax Based on Investment Income (Section 4940(a), 4940(b), 4940(e), or 4948 – see the instructions)

1 a Exempt operating foundations described in section 4940(d)(2), check here <input type="checkbox"/> and enter 'N/A' on line 1. Date of ruling or determination letter: _____ (attach copy of letter if necessary - see instr.)			
b Domestic foundations that meet the section 4940(e) requirements in Part V, check here <input checked="" type="checkbox"/> and enter 1% of Part I, line 27b		1	234.
c All other domestic foundations enter 2% of line 27b. Exempt foreign organizations enter 4% of Part I, line 12, column (b)			
2 Tax under section 511 (domestic section 4947(a)(1) trusts and taxable foundations only Others enter -0-)		2	0.
3 Add lines 1 and 2		3	234.
4 Subtitle A (income) tax (domestic section 4947(a)(1) trusts and taxable foundations only Others enter -0-)		4	0.
5 Tax based on investment income. Subtract line 4 from line 3. If zero or less, enter -0-		5	234.
6 Credits/Payments			
a 2009 estimated tax prmts and 2008 overpayment credited to 2009	6a	1,130.	
b Exempt foreign organizations – tax withheld at source	6b		
c Tax paid with application for extension of time to file (Form 8868)	6c		
d Backup withholding erroneously withheld	6d		
7 Total credits and payments. Add lines 6a through 6d		7	1,130.
8 Enter any penalty for underpayment of estimated tax. Check here <input type="checkbox"/> if Form 2220 is attached		8	
9 Tax due. If the total of lines 5 and 8 is more than line 7, enter amount owed		9	0.
10 Overpayment. If line 7 is more than the total of lines 5 and 8, enter the amount overpaid		10	896.
11 Enter the amount of line 10 to be credited to 2010 estimated tax		11	0.

Part VII-A Statements Regarding Activities

	Yes	No
1 a During the tax year, did the foundation attempt to influence any national, state, or local legislation or did it participate or intervene in any political campaign?		X
b Did it spend more than \$100 during the year (either directly or indirectly) for political purposes (see the instructions for definition)? <i>If the answer is 'Yes' to 1a or 1b, attach a detailed description of the activities and copies of any materials published or distributed by the foundation in connection with the activities.</i>		X
c Did the foundation file Form 1120-POL for this year?		X
d Enter the amount (if any) of tax on political expenditures (section 4955) imposed during the year: (1) On the foundation \rightarrow \$ 0. (2) On foundation managers \rightarrow \$ 0.		
e Enter the reimbursement (if any) paid by the foundation during the year for political expenditure tax imposed on foundation managers \rightarrow \$ 0.		
2 Has the foundation engaged in any activities that have not previously been reported to the IRS? <i>If 'Yes,' attach a detailed description of the activities.</i>		X
3 Has the foundation made any changes, not previously reported to the IRS, in its governing instrument, articles of incorporation, or bylaws, or other similar instruments? <i>If 'Yes,' attach a conformed copy of the changes</i>		X
4 a Did the foundation have unrelated business gross income of \$1,000 or more during the year?		X
b If 'Yes,' has it filed a tax return on Form 990-T for this year?		N/A
5 Was there a liquidation, termination, dissolution, or substantial contraction during the year? <i>If 'Yes,' attach the statement required by General Instruction T</i>		X
6 Are the requirements of section 508(e) (relating to sections 4941 through 4945) satisfied either: • By language in the governing instrument, or • By state legislation that effectively amends the governing instrument so that no mandatory directions that conflict with the state law remain in the governing instrument?	X	
7 Did the foundation have at least \$5,000 in assets at any time during the year? <i>If 'Yes,' complete Part II, column (c), and Part XV</i>	X	
8 a Enter the states to which the foundation reports or with which it is registered (see the instructions)		
<u>N/A</u>		
b If the answer is 'Yes' to line 7, has the foundation furnished a copy of Form 990-PF to the Attorney General (or designate) of each state as required by General Instruction G? <i>If 'No,' attach explanation</i>	X	
9 Is the foundation claiming status as a private operating foundation within the meaning of section 4942(j)(3) or 4942(j)(5) for calendar year 2009 or the taxable year beginning in 2009 (see instructions for Part XIV)? <i>If 'Yes,' complete Part XIV</i>		X
10 Did any persons become substantial contributors during the tax year? <i>If 'Yes,' attach a schedule listing their names and addresses</i>		X

Part VII-A Statements Regarding Activities Continued

11	At any time during the year, did the foundation, directly or indirectly, own a controlled entity within the meaning of section 512(b)(13)? If 'Yes', attach schedule (see instructions)	11		X
12	Did the foundation acquire a direct or indirect interest in any applicable insurance contract before August 17, 2008?	12		X
13	Did the foundation comply with the public inspection requirements for its annual returns and exemption application? Website address	13	X	
14	The books are in care of ▶ <u>STEPHEN WRIGHT</u> Telephone no ▶ <u>318 448 6700</u> Located at ▶ <u>3330 MASONIC DRIVE ALEXANDRIA LA</u> ZIP + 4 ▶ <u>71301</u>			
15	Section 4947(a)(1) nonexempt charitable trusts filing Form 990-PF in lieu of Form 1041 - Check here and enter the amount of tax-exempt interest received or accrued during the year	N/A	▶	<input type="checkbox"/> N/A

Part VII-B Statements Regarding Activities for Which Form 4720 May Be Required

File Form 4720 if any item is checked in the 'Yes' column, unless an exception applies.

		Yes	No
1 a	During the year did the foundation (either directly or indirectly)		
(1)	Engage in the sale or exchange, or leasing of property with a disqualified person? <input type="checkbox"/> Yes <input checked="" type="checkbox"/> No		
(2)	Borrow money from, lend money to, or otherwise extend credit to (or accept it from) a disqualified person? <input type="checkbox"/> Yes <input checked="" type="checkbox"/> No		
(3)	Furnish goods, services, or facilities to (or accept them from) a disqualified person? <input type="checkbox"/> Yes <input checked="" type="checkbox"/> No		
(4)	Pay compensation to, or pay or reimburse the expenses of, a disqualified person? <input type="checkbox"/> Yes <input checked="" type="checkbox"/> No		
(5)	Transfer any income or assets to a disqualified person (or make any of either available for the benefit or use of a disqualified person)? <input type="checkbox"/> Yes <input checked="" type="checkbox"/> No		
(6)	Agree to pay money or property to a government official? (Exception. Check 'No' if the foundation agreed to make a grant to or to employ the official for a period after termination of government service, if terminating within 90 days) <input type="checkbox"/> Yes <input checked="" type="checkbox"/> No		
b	If any answer is 'Yes' to 1a(1)-(6), did any of the acts fail to qualify under the exceptions described in Regulations section 53.4941(d)-3 or in a current notice regarding disaster assistance (see the instructions)? Organizations relying on a current notice regarding disaster assistance check here <input type="checkbox"/>	1 b	N/A
c	Did the foundation engage in a prior year in any of the acts described in 1a, other than excepted acts, that were not corrected before the first day of the tax year beginning in 2009?	1 c	X
2	Taxes on failure to distribute income (section 4942) (does not apply for years the foundation was a private operating foundation defined in section 4942(j)(3) or 4942(j)(5)):		
a	At the end of tax year 2009, did the foundation have any undistributed income (lines 6d and 6e, Part XIII) for tax year(s) beginning before 2009? <input type="checkbox"/> Yes <input checked="" type="checkbox"/> No If 'Yes,' list the years ▶ 20__ , 20__ , 20__ , 20__		
b	Are there any years listed in 2a for which the foundation is not applying the provisions of section 4942(a)(2) (relating to incorrect valuation of assets) to the year's undistributed income? (If applying section 4942(a)(2) to all years listed, answer 'No' and attach statement - see the instructions.)	2 b	N/A
c	If the provisions of section 4942(a)(2) are being applied to any of the years listed in 2a, list the years here ▶ 20__ , 20__ , 20__ , 20__		
3 a	Did the foundation hold more than a 2% direct or indirect interest in any business enterprise at any time during the year? <input type="checkbox"/> Yes <input checked="" type="checkbox"/> No		
b	If 'Yes,' did it have excess business holdings in 2009 as a result of (1) any purchase by the foundation or disqualified persons after May 26, 1969; (2) the lapse of the 5-year period (or longer period approved by the Commissioner under section 4943(c)(7)) to dispose of holdings acquired by gift or bequest, or (3) the lapse of the 10-, 15-, or 20-year first phase holding period? (Use Schedule C, Form 4720, to determine if the foundation had excess business holdings in 2009)	3 b	N/A
4 a	Did the foundation invest during the year any amount in a manner that would jeopardize its charitable purposes?	4 a	X
b	Did the foundation make any investment in a prior year (but after December 31, 1969) that could jeopardize its charitable purpose that had not been removed from jeopardy before the first day of the tax year beginning in 2009?	4 b	X

Part VII-B Statements Regarding Activities for Which Form 4720 May Be Required (continued)

5a During the year did the foundation pay or incur any amount to

(1) Carry on propaganda, or otherwise attempt to influence legislation (section 4945(e))? Yes No

(2) Influence the outcome of any specific public election (see section 4955), or to carry on, directly or indirectly, any voter registration drive? Yes No

(3) Provide a grant to an individual for travel, study, or other similar purposes? Yes No

(4) Provide a grant to an organization other than a charitable, etc, organization described in section 509(a)(1), (2), or (3), or section 4940(d)(2)? (see instructions) Yes No

(5) Provide for any purpose other than religious, charitable, scientific, literary, or educational purposes, or for the prevention of cruelty to children or animals? Yes No

b If any answer is 'Yes' to 5a(1)-(5), did any of the transactions fail to qualify under the exceptions described in Regulations section 53.4945 or in a current notice regarding disaster assistance (see instructions)? 5b N/A

Organizations relying on a current notice regarding disaster assistance check here ▶

c If the answer is 'Yes' to question 5a(4), does the foundation claim exemption from the tax because it maintained expenditure responsibility for the grant? N/A Yes No

If 'Yes,' attach the statement required by Regulations section 53.4945-5(d)

6a Did the foundation, during the year, receive any funds, directly or indirectly, to pay premiums on a personal benefit contract? Yes No

b Did the foundation, during the year, pay premiums, directly or indirectly, on a personal benefit contract? 6b X

If 'Yes' to 6b, file Form 8870

7a At any time during the tax year, was the foundation a party to a prohibited tax shelter transaction? Yes No

b If yes, did the foundation receive any proceeds or have any net income attributable to the transaction? 7b N/A

Part VIII Information About Officers, Directors, Trustees, Foundation Managers, Highly Paid Employees, and Contractors

1 List all officers, directors, trustees, foundation managers and their compensation (see instructions).

(a) Name and address	(b) Title and average hours per week devoted to position	(c) Compensation (if not paid, enter -0-)	(d) Contributions to employee benefit plans and deferred compensation	(e) Expense account, other allowances
SEE STATEMENT 5		0.	0.	0.

2 Compensation of five highest-paid employees (other than those included on line 1— see instructions). If none, enter 'NONE.'

(a) Name and address of each employee paid more than \$50,000	(b) Title and average hours per week devoted to position	(c) Compensation	(d) Contributions to employee benefit plans and deferred compensation	(e) Expense account, other allowances
NONE				

Total number of other employees paid over \$50,000 ▶ 0

Part VIII Information About Officers, Directors, Trustees, Foundation Managers, Highly Paid Employees, and Contractors (continued)

3 Five highest-paid independent contractors for professional services – (see instructions). If none, enter NONE.

(a) Name and address of each person paid more than \$50,000	(b) Type of service	(c) Compensation
NONE		

Total number of others receiving over \$50,000 for professional services ▶ **0**

Part IX-A Summary of Direct Charitable Activities

List the foundation's four largest direct charitable activities during the tax year. Include relevant statistical information such as the number of organizations and other beneficiaries served, conferences convened, research papers produced, etc

	Expenses
1 N/A	

2	

3	

4	

Part IX-B Summary of Program-Related Investments (see instructions)

Describe the two largest program-related investments made by the foundation during the tax year on lines 1 and 2	Amount
1 N/A	

2	

All other program-related investments See instructions	
3	

Total. Add lines 1 through 3 ▶ **0.**

Part X Minimum Investment Return (All domestic foundations must complete this part. Foreign foundations, see instructions.)

1 Fair market value of assets not used (or held for use) directly in carrying out charitable, etc, purposes		
a Average monthly fair market value of securities	1a	660,325.
b Average of monthly cash balances	1b	44,926.
c Fair market value of all other assets (see instructions)	1c	
d Total (add lines 1a, b, and c)	1d	705,251.
e Reduction claimed for blockage or other factors reported on lines 1a and 1c (attach detailed explanation)	1e	0.
2 Acquisition indebtedness applicable to line 1 assets	2	0.
3 Subtract line 2 from line 1d	3	705,251.
4 Cash deemed held for charitable activities Enter 1-1/2% of line 3 (for greater amount, see instructions)	4	10,579.
5 Net value of noncharitable-use assets. Subtract line 4 from line 3 Enter here and on Part V, line 4	5	694,672.
6 Minimum investment return. Enter 5% of line 5	6	34,734.

Part XI Distributable Amount (see instructions) (Section 4942(j)(3) and (j)(5) private operating foundations and certain foreign organizations check here and do not complete this part.)

1 Minimum investment return from Part X, line 6	1	34,734.
2a Tax on investment income for 2009 from Part VI, line 5	2a	234.
b Income tax for 2009 (This does not include the tax from Part VI)	2b	
c Add lines 2a and 2b	2c	234.
3 Distributable amount before adjustments Subtract line 2c from line 1	3	34,500.
4 Recoveries of amounts treated as qualifying distributions	4	
5 Add lines 3 and 4	5	34,500.
6 Deduction from distributable amount (see instructions)	6	
7 Distributable amount as adjusted Subtract line 6 from line 5 Enter here and on Part XIII, line 1	7	34,500.

Part XII Qualifying Distributions (see instructions)

1 Amounts paid (including administrative expenses) to accomplish charitable, etc, purposes		
a Expenses, contributions, gifts, etc — total from Part I, column (d), line 26	1a	41,900.
b Program-related investments — total from Part IX-B	1b	
2 Amounts paid to acquire assets used (or held for use) directly in carrying out charitable, etc, purposes	2	
3 Amounts set aside for specific charitable projects that satisfy the:		
a Suitability test (prior IRS approval required)	3a	
b Cash distribution test (attach the required schedule)	3b	
4 Qualifying distributions. Add lines 1a through 3b. Enter here and on Part V, line 8, and Part XIII, line 4	4	41,900.
5 Foundations that qualify under section 4940(e) for the reduced rate of tax on net investment income Enter 1% of Part I, line 27b (see instructions)	5	234.
6 Adjusted qualifying distributions. Subtract line 5 from line 4	6	41,666.

Note: The amount on line 6 will be used in Part V, column (b), in subsequent years when calculating whether the foundation qualifies for the section 4940(e) reduction of tax in those years

Part XIII Undistributed Income (see instructions)

	(a) Corpus	(b) Years prior to 2008	(c) 2008	(d) 2009
1 Distributable amount for 2009 from Part XI, line 7				34,500.
2 Undistributed income, if any, as of the end of 2009				
a Enter amount for 2008 only			39,285.	
b Total for prior years: 20 ____, 20 ____, 20 ____		0.		
3 Excess distributions carryover, if any, to 2009				
a From 2004				
b From 2005				
c From 2006				
d From 2007				
e From 2008				
f Total of lines 3a through e	0.			
4 Qualifying distributions for 2009 from Part XII, line 4 ▶ \$ <u>41,900.</u>				
a Applied to 2008, but not more than line 2a			39,285.	
b Applied to undistributed income of prior years (Election required — see instructions)		0.		
c Treated as distributions out of corpus (Election required — see instructions)	0.			
d Applied to 2009 distributable amount				2,615.
e Remaining amount distributed out of corpus	0.			
5 Excess distributions carryover applied to 2009 (If an amount appears in column (d), the same amount must be shown in column (a).)	0.			0.
6 Enter the net total of each column as indicated below:				
a Corpus. Add lines 3f, 4c, and 4e. Subtract line 5	0.			
b Prior years' undistributed income. Subtract line 4b from line 2b		0.		
c Enter the amount of prior years' undistributed income for which a notice of deficiency has been issued, or on which the section 4942(a) tax has been previously assessed		0.		
d Subtract line 6c from line 6b. Taxable amount — see instructions		0.		
e Undistributed income for 2008. Subtract line 4a from line 2a. Taxable amount — see instructions			0.	
f Undistributed income for 2009. Subtract lines 4d and 5 from line 1. This amount must be distributed in 2010				31,885.
7 Amounts treated as distributions out of corpus to satisfy requirements imposed by section 170(b)(1)(F) or 4942(g)(3) (see instructions)	0.			
8 Excess distributions carryover from 2004 not applied on line 5 or line 7 (see instructions)	0.			
9 Excess distributions carryover to 2010. Subtract lines 7 and 8 from line 6a	0.			
10 Analysis of line 9				
a Excess from 2005				
b Excess from 2006				
c Excess from 2007				
d Excess from 2008				
e Excess from 2009				

Part XIV Private Operating Foundations (see instructions and Part VII-A, question 9)

N/A

1a If the foundation has received a ruling or determination letter that it is a private operating foundation, and the ruling is effective for 2009, enter the date of the ruling ▶

b Check box to indicate whether the foundation is a private operating foundation described in section 4942(j)(3) or 4942(j)(5)

2a Enter the lesser of the adjusted net income from Part I or the minimum investment return from Part X for each year listed

	Tax year	Prior 3 years			(e) Total
	(a) 2009	(b) 2008	(c) 2007	(d) 2006	
b 85% of line 2a					
c Qualifying distributions from Part XII, line 4 for each year listed					
d Amounts included in line 2c not used directly for active conduct of exempt activities					
e Qualifying distributions made directly for active conduct of exempt activities. Subtract line 2d from line 2c					
3 Complete 3a, b, or c for the alternative test relied upon					
a 'Assets' alternative test – enter					
(1) Value of all assets					
(2) Value of assets qualifying under section 4942(j)(3)(B)(i)					
b 'Endowment' alternative test – enter 2/3 of minimum investment return shown in Part X, line 6 for each year listed					
c 'Support' alternative test – enter					
(1) Total support other than gross investment income (interest, dividends, rents, payments on securities loans (section 512(a)(5)), or royalties)					
(2) Support from general public and 5 or more exempt organizations as provided in section 4942(j)(3)(B)(iii)					
(3) Largest amount of support from an exempt organization					
(4) Gross investment income					

Part XV Supplementary Information (Complete this part only if the organization had \$5,000 or more in assets at any time during the year – see instructions.)

1 Information Regarding Foundation Managers:

a List any managers of the foundation who have contributed more than 2% of the total contributions received by the foundation before the close of any tax year (but only if they have contributed more than \$5,000) (See section 507(d)(2).)

NONE

b List any managers of the foundation who own 10% or more of the stock of a corporation (or an equally large portion of the ownership of a partnership or other entity) of which the foundation has a 10% or greater interest.

NONE

2 Information Regarding Contribution, Grant, Gift, Loan, Scholarship, etc, Programs:

Check here if the foundation only makes contributions to preselected charitable organizations and does not accept unsolicited requests for funds. If the foundation makes gifts, grants, etc, (see instructions) to individuals or organizations under other conditions, complete items 2a, b, c, and d

a The name, address, and telephone number of the person to whom applications should be addressed

b The form in which applications should be submitted and information and materials they should include

c Any submission deadlines

d Any restrictions or limitations on awards, such as by geographical areas, charitable fields, kinds of institutions, or other factors

Part XV Supplementary Information (continued)

3 Grants and Contributions Paid During the Year or Approved for Future Payment

Recipient Name and address (home or business)	If recipient is an individual, show any relationship to any foundation manager or substantial contributor	Foundation status of recipient	Purpose of grant or contribution	Amount
<p>a Paid during the year SEE STATEMENT 6</p>				
Total			▶ 3a	39,000.
<p>b Approved for future payment</p>				
Total			▶ 3b	

CLIENT 17500

THE ALEXANDRIA BUSINESS FOUNDATION

72-1311720

5/18/10

03.47PM

**STATEMENT 1
FORM 990-PF, PART I, LINE 11
OTHER INCOME**

	(A) REVENUE PER BOOKS	(B) NET INVESTMENT INCOME	(C) ADJUSTED NET INCOME
OTHER INVESTMENT INCOME	\$ 604.		
TOTAL	<u>\$ 604.</u>	<u>\$ 0.</u>	<u>\$ 0.</u>

**STATEMENT 2
FORM 990-PF, PART I, LINE 16B
ACCOUNTING FEES**

	(A) EXPENSES PER BOOKS	(B) NET INVESTMENT INCOME	(C) ADJUSTED NET INCOME	(D) CHARITABLE PURPOSES
KNIGHTMASDEN	\$ 2,900.			\$ 2,900.
TOTAL	<u>\$ 2,900.</u>	<u>\$ 0.</u>	<u>\$ 0.</u>	<u>\$ 2,900.</u>

**STATEMENT 3
FORM 990-PF, PART I, LINE 18
TAXES**

	(A) EXPENSES PER BOOKS	(B) NET INVESTMENT INCOME	(C) ADJUSTED NET INCOME	(D) CHARITABLE PURPOSES
2008 TAXES	\$ 310.			
FORIEGN TAXES	957.			
SECRETARY OF STATE	5.			
TOTAL	<u>\$ 1,272.</u>	<u>\$ 0.</u>	<u>\$ 0.</u>	<u>\$ 0.</u>

**STATEMENT 4
FORM 990-PF, PART I, LINE 23
OTHER EXPENSES**

	(A) EXPENSES PER BOOKS	(B) NET INVESTMENT INCOME	(C) ADJUSTED NET INCOME	(D) CHARITABLE PURPOSES
INVESTMENT FEES	\$ 12,486.	\$ 12,486.		
TOTAL	<u>\$ 12,486.</u>	<u>\$ 12,486.</u>	<u>\$ 0.</u>	<u>\$ 0.</u>

CLIENT 17500

THE ALEXANDRIA BUSINESS FOUNDATION

72-1311720

5/18/10

03 47PM

STATEMENT 5
 FORM 990-PF, PART VIII, LINE 1
 LIST OF OFFICERS, DIRECTORS, TRUSTEES, AND KEY EMPLOYEES

NAME AND ADDRESS	TITLE AND AVERAGE HOURS PER WEEK DEVOTED	COMPEN- SATION	CONTRI- BUTION TO EBP & DC	EXPENSE ACCOUNT/ OTHER
TOM HARDIN 6230 LANDMARK DR ALEXANDRIA, LA 71306	TRUSTEE 0	\$ 0.	\$ 0.	\$ 0.
FRANK BRAME III 1819 MEMORIAL DRIVE ALEXANDRIA, LA 71301	TRUSTEE 0		0.	0.
HARRY SILVER 3117 MARYE ALEXANDRIA, LA 71301	TRUSTEE 0		0.	0.
RANDY SEESAR 5237 LARK LANE ALEXANDRIA, LA 71303	TRUSTEE 0		0.	0.
CARL RAND CARSTENS 1636 AUDUBON DR ALEXANDRIA, LA 71315	TRUSTEE 0		0.	0.
WAYNE MILLER 4504 WIMBLETON BLVD ALEXANDRIA, LA 71309	TRUSTEE 0		0.	0.
DR MALCOLM DENLEY 3916 JACKSON STREET ALEXANDRIA, LA 71301	TRUSTEE 0		0.	0.
STEPHEN WRIGHT 1001 WINDEMERE ALEXANDRIA, LA 71303	TRUSTEE 0		0.	0.
EDWIN CAPLAN 800 KINCAID IN ALEXANDRIA, LA 71301	TRUSTEE 0		0.	0.
		TOTAL \$	<u>0.</u>	<u>\$ 0.</u>
			<u>\$ 0.</u>	<u>\$ 0.</u>

CLIENT 17500

THE ALEXANDRIA BUSINESS FOUNDATION

72-1311720

5/18/10

03 47PM

**STATEMENT 6
FORM 990-PF, PART XV, LINE 3A
RECIPIENT PAID DURING THE YEAR**

<u>NAME AND ADDRESS</u>	<u>DONEE RELATIONSHIP</u>	<u>FOUND- ATION STATUS</u>	<u>PURPOSE OF GRANT</u>	<u>AMOUNT</u>
SHEPHERD CENTER 1400 JACKSON STREET ALEXANDRIA, LA. 71301,		N/A	CHARITABLE	\$ 350.
YMCA 1831 TURNER STREET ALEXANDRIA, LA. 71301,		N/A	CHARITABLE	150.
RAPIDES SYMPHONY 1104 3RD ST ALEXANDRIA, LA. 71301,		N/A	CHARITABLE	100.
LSUA FOUNDATION 8100 HWY. 71 S. ALEXANDRIA, LA. 71302,		N/A	CHARITABLE	8,100.
KENT HOUSE 3523 HYNSON ST ALEXANDRIA, LA 71301,		N/A	CHARITABLE	100.
RED RIVER PUBLIC RADIO P. O. BOX 5250 SHREVEPORT, LA. 71135,		N/A	CHARITABLE	500.
CITY PARK PLAYERS P. O. BOX 12932 ALEXANDRIA LA 71315,		N/A	CHARITABLE	250.
BOY SCOUTS 1545 JACKSON STREET ALEXANDRIA, LA. 71301,		N/A	CHARITABLE	1,600.
NORTHWESTERN STATE UNIVERSITY NSU ALUMNI CENTER NATCHITOCHEs, LA,		N/A	CHARITABLE	8,100.
MANNA HOUSE 2655 LEE STREET ALEXANDRIA, LA 71301,		N/A	CHARITABLE	500.
RIVER OAKS SQUARE 1330 MAIN ST. ALEXANDRIA, LA 71303,		N/A	CHARITABLE	400.
LOUISIANA COLLEGE 1140 COLLEGE DRIVE PINEVILLE, LA 71360,		N/A	CHARITABLE	8,000.
UNITED WAY 620 MURRAY STREET ALEXANDRIA, LA 71301,		N/A	CHARITABLE	500.

CLIENT 17500

THE ALEXANDRIA BUSINESS FOUNDATION

72-1311720

5/18/10


03 47PM

STATEMENT 6 (CONTINUED)
 FORM 990-PF, PART XV, LINE 3A
 RECIPIENT PAID DURING THE YEAR

NAME AND ADDRESS	DONEE RELATIONSHIP	FOUND- ATION STATUS	PURPOSE OF GRANT	AMOUNT
FRIENDS OF THE ALEXANDRIA ZOO P. O. BOX 6015 ALEXANDRIA, LA 71301,		N/A	CHARITABLE	\$ 1,000.
MENARD ATHLETIC & ACADEMIC CLUB 4603 COLISEUM BLVD ALEXANDRIA, LA 71301,		N/A	CHARITABLE	1,000.
LOUISIANA TECHNICAL COLLEGE 4311 S MACARTHUR DR ALEXANDRIA, LA 71302,		N/A	CHARITABLE	6,000.
LA. PUBLIC TELEVISION 7733 PERKINS RD BATON ROUGE, LA 70810		N/A	CHARITABLE	500.
ARTS AND HEALTHCARE, INC PO BOX12802 ALEXANDRIA, LA 71301		N/A	CHARITABLE	500.
ALEXANDRIA MUSEUM 933 MAIN STREET ALEXANDRIA, LA 71301		N/A	CHARITABLE	100.
CENTRAL LOUISIANA COMMUNITY FOUNDATION 418 DESOTO STREET ALEXANDRIA, LA 71301		N/A	CHARITABLE	1,000.
TURNING POINT SHELTER PO BOX 1908 ALEXANDRIA, LA 71309		N/A	CHARITABLE	250.

TOTAL \$ 39,000.

The Alexandria Business Foundation
 72-1311720
 2009 Form 990-PF Part II



MARTIN MASDEN CPA



CURRENT PORTFOLIO SUMMARY

Quantity	Security Description	Date Acquired	Total/Adj Cost Basis	Fiscal Year Value 12/31/09	Unrealized Gain or (Loss)	Est Accrued Interest	Est Annual Income
Cash and Money Funds							
45,996	CASH ML BANK DEPOSIT PROGRAM	08/09/04	684.77 45,996.00	684.77 45,996.00			133.98
	Total Cash and Money Funds		46,680.77	46,680.77			133.98
Government Securities							
2,000	U.S. TREASURY NOTE 4.000% FEB 15 2015 CUSIP 912628DM9	09/09/09	2,139.22	2,125.62	(13.60)	30.00	80.00
5,000	U.S. TREASURY NOTE ORIGINAL UNIT/TOTAL COST 107.5938/5,379.69	09/28/09	5,362.89	5,314.05	(48.84)	75.00	200.00
9,000	U.S. TRSY INFLATION NOTE 3.00% JUL 15 2012 INFL ADJ PRIN 10.820	11/29/05	11,052.12	11,633.79	581.67	123.99	335.00
2,000	U.S. TRSY INFLATION NOTE INFL ADJ PRIN 2.404 ORIGINAL UNIT/TOTAL COST.	02/28/07	2,454.49	2,585.28	130.79	27.55	73.00
2,000	U.S. TRSY INFLATION NOTE INFL ADJ PRIN 2.404 ORIGINAL UNIT/TOTAL COST	08/12/09	2,511.93	2,585.28	73.35	27.55	73.00
19,000	U.S. TRSY INFLATION NOTE 2.375% APR 15 2011 INFL ADJ PRIN 20.692	03/26/09	21,077.38	21,303.76	226.38	95.46	482.00


PLEASE SEE REVERSE SIDE
 Page 5 of 17
 Statement Period Year Ending 12/31/09
 Account No 2GM-04009

00013215



16 108455-0000-50003

The Alexandria Business Foundation
 72-1311720
 2009 Form 990-PF Part II



MARTIN MASDEN CPA




CURRENT PORTFOLIO SUMMARY

Quantity	Security Description	Date Acquired	Total/Adj Cost Basis	Fiscal Year Value 12/31/09	Unrealized Gain or (Loss)	Est Accrued Interest	Est Annual Income
Government Securities							
16,000	FHLMC G0 343205 50% 2037 AMORTIZED FACTOR 0.633508440 AMORTIZED VALUE 10,136	01/15/08	10,273.93	10,629.73	355.80	46.40	558.00
3,000	FHLMC G0 343205 50% 2037 AMORTIZED VALUE 1,900	01/23/08	1,935.87	1,993.07	57.20	8.70	105.00
18,000	FNMA P735580 05% 2035 AMORTIZED FACTOR 0.570719610 AMORTIZED VALUE 10,272	05/16/08	10,122.07	10,575.25	453.18	42.34	514.00
17,000	FNMA P889579 06% 2038 AMORTIZED FACTOR 0.706567190 AMORTIZED VALUE 12,011	10/14/08	12,048.24	12,741.72	693.48	60.01	721.00
16,000	FNMA P889579 06% 2038 AMORTIZED VALUE 11,305	10/20/08	11,467.15	11,992.20	525.05	56.48	679.00
14,000	FNMA P889579 06% 2038 AMORTIZED VALUE 9,891	10/22/08	10,069.78	10,493.18	403.40	49.42	594.00
4,000	FNMA P190391 06% 2038 AMORTIZED FACTOR 0.710186830 AMORTIZED VALUE 2,840	10/24/08	2,887.02	3,011.63	124.61	14.20	171.00
9,000	FNMA P995069 06% 2038 AMORTIZED FACTOR 0.765181920 AMORTIZED VALUE 6,886	11/05/08	7,006.89	7,300.90	294.01	34.47	414.00

PLEASE SEE REVERSE SIDE
 Page 6 of 171
 Statement Period Year Ending 12/31/09
 Account No 2GM-04009

x 0001321F



MARTIN MASDEN CPA



CURRENT PORTFOLIO SUMMARY

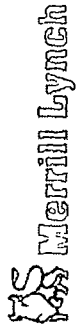
Quantity	Security Description	Date Acquired	Total/Adj Cost Basis	Fiscal Year Value 12/31/09	Unrealized Gain or (Loss)	Est Accrued Interest	Est Annual Income
13 000	FNMA P992033 065-2038 AMORTIZED FACTOR 0.481101840 AMORTIZED VALUE 5.214	12/08/08	5,338.94	5,527.99	191.05	26.13	313.00
	Total Government Securities		115,765.92	119,813.45	4,047.53	718.20	5,312.00

CURRENT PORTFOLIO SUMMARY

Quantity	Security Description	Date Acquired	Total/Adj Cost Basis	Fiscal Year Value 12/31/09	Unrealized Gain or (Loss)	Est Annual Income
15	ABBOTT LABS	05/01/06	638.03	809.85	171.82	24.00
10	ABBOTT LABS	12/01/06	466.97	539.90	72.93	16.00
10	ABBOTT LABS	02/22/07	534.30	539.90	5.60	16.00
5	ABBOTT LABS	01/18/08	299.45	269.95	(29.50)	8.00
5	ABBOTT LABS	05/08/08	257.02	269.95	12.93	8.00
10	ABBOTT LABS	07/09/08	574.57	539.90	(34.67)	16.00
5	ABBOTT LABS	04/24/09	214.75	269.95	55.20	8.00
3	ALLSTATE CORP DEL COM	03/14/06	184.15	90.12	(74.03)	3.00
30	ALLSTATE CORP DEL COM	03/15/06	1,639.68	901.20	(738.48)	24.00
15	ALLSTATE CORP DEL COM	05/08/08	740.99	450.60	(290.39)	12.00

PLEASE SEE REVERSE SIDE
 Page 7 of 171
 Statement Period Year Ending 12/31/09
 Account No 2GM-04009






MARTIN MASNEN CPA



CURRENT PORTFOLIO SUMMARY

Quantity	Security Description	Date Acquired	Total/Adj Cost Basis	Fiscal Year Value 12/31/09	Unrealized Gain or (Loss)	Est Annual Income
Equities						
55	ALLSTATE CORP DEL COM	04/27/09	1,218.65	1,652.20	433.55	44.00
20	ADOBE SYS DEL PV\$ 0.001	04/30/09	546.78	735.60	188.82	
60	ADOBE SYS DEL PV\$ 0.001	05/01/09	1,633.72	2,206.80	573.08	
5	ADOBE SYS DEL PV\$ 0.001	07/21/09	155.75	183.90	28.15	
20	ADOBE SYS DEL PV\$ 0.001	07/22/09	626.96	735.60	108.64	
10	ALTRIA GROUP INC	03/13/07	198.38	196.30	(2.08)	14.00
10	ALTRIA GROUP INC	04/25/07	213.75	196.30	(17.45)	14.00
15	ALTRIA GROUP INC	08/15/07	307.29	294.45	(12.84)	21.00
15	ALTRIA GROUP INC	08/31/07	317.30	294.45	(22.85)	21.00
10	ALTRIA GROUP INC	01/04/08	230.69	196.30	(34.39)	14.00
115	ALTRIA GROUP INC	04/10/06	2,471.41	2,257.45	(213.96)	157.00
30	ALTRIA GROUP INC	05/08/08	635.55	588.90	(46.65)	41.00
35	ALTRIA GROUP INC	03/11/09	575.38	687.05	111.67	48.00
15	ALTRIA GROUP INC	04/24/09	253.80	294.45	40.65	21.00
100	ALTRIA GROUP INC	05/15/09	1,712.19	1,963.00	250.81	136.00
39	AIR LIQUIDE ADR	09/17/08	912.47	931.71	19.24	16.00
10	AIR LIQUIDE ADR	04/24/09	174.50	238.90	64.40	5.00

PLEASE SEE REVERSE SIDE
 Page 8 of 171
 Statement Period Year Ending 12/31/09
 Account No 2GM-04009



MARTIN MASDEN CPA




CURRENT PORTFOLIO SUMMARY

Quantity	Security Description	Date Acquired	Total/Adj Cost Basis	Fiscal Year Value 12/31/09	Unrealized Gain or (Loss)	Est Annual Income
	Equities					
30	AMAZON COM INC COM	12/04/08	1,493.27	4,035.60	2,542.33	
14	AMERICAN FINL GRP HLDGS	08/21/06	433.67	349.30	(84.37)	5.00
7	AMERICAN FINL GRP HLDGS	08/22/06	233.00	174.65	(58.35)	4.00
15	AMERICAN FINL GRP HLDGS	08/23/06	464.30	374.25	(90.05)	8.00
9	AMERICAN FINL GRP HLDGS	08/29/06	231.26	224.55	(6.71)	5.00
25	AMERICAN FINL GRP HLDGS	05/08/08	694.81	623.75	(71.06)	13.00
15	AMERICAN FINL GRP HLDGS	04/27/09	251.51	374.25	122.74	8.00
40	ANNALY CAP MGMT INC	07/09/08	646.96	694.00	47.04	120.00
115	ANNALY CAP MGMT INC	07/15/08	1,656.66	1,995.25	338.59	345.00
95	ANNALY CAP MGMT INC	03/24/09	1,388.66	1,648.25	259.59	285.00
125	ANNALY CAP MGMT INC	04/28/09	1,701.46	2,168.75	467.29	375.00
10	AMEREN CORP	09/12/07	513.22	279.50	(233.72)	16.00
10	AMEREN CORP	09/14/07	519.46	279.50	(239.96)	16.00
5	AMEREN CORP	09/17/07	260.37	139.75	(120.62)	8.00
20	AMEREN CORP	09/26/07	1,058.85	559.00	(499.85)	31.00
20	AMEREN CORP	09/27/07	1,061.39	559.00	(502.39)	31.00
20	AMEREN CORP	05/08/08	917.12	559.00	(358.12)	31.00



1-130652088-12375




MARTIN MASNEN CPA

EMA Fiscal Statement


CURRENT PORTFOLIO SUMMARY

Quantity	Security Description	Date Acquired	Total/Adj Cost Basis	Fiscal Year Value 12/31/09	Unrealized Gain or (Loss)	Est Annual Income
Equities						
45	AMEREN CORP	04/27/09	1,010.02	1,257.75	247.73	70.00
19	AKZO NOBEL N V SPNSD ADR	09/16/08	1,098.75	1,259.70	160.95	37.00
9	AKZO NOBEL N V SPNSD ADR	09/24/08	508.54	596.70	88.16	18.00
10	AKZO NOBEL N V SPNSD ADR	04/24/09	424.94	663.00	238.06	20.00
20	ALLERGAN INC	11/04/09	1,161.66	1,260.20	98.54	4.00
20	ALLERGAN INC	11/05/09	1,175.90	1,260.20	84.30	4.00
5	AMERICA MOVIL SAB DE CV ADR	09/03/08	254.45	234.90	(19.55)	3.00
10	AMERICA MOVIL SAB DE CV ADR	04/24/09	328.58	466.80	141.22	5.00
75	ACCENTURE PLC SHS	05/06/09	2,266.70	3,112.50	845.80	57.00
8	AOL INC	05/01/09	140.34	186.24	45.90	
97	AT&T INC	12/08/05	2,404.11	2,718.91	314.80	163.00
20	AT&T INC	08/11/09	508.80	560.60	51.80	34.00
80	AMER EXPRESS COMPANY	07/21/09	2,336.64	3,241.60	904.96	58.00
55	AMGEN INC COM PV \$0.0001	06/29/09	2,916.34	3,111.35	195.01	
5	APPLE INC	02/22/07	447.79	1,053.66	605.87	
10	APPLE INC	03/24/08	1,394.16	2,107.32	713.16	

PLEASE SEE REVERSE SIDE
 Page 10 of 171
 Statement Period Year Ending 12/31/09
 Account No 2GM-04009



MARTIN MASDEN CPA




CURRENT PORTFOLIO SUMMARY

Quantity	Security Description	Date Acquired	Total/Adj Cost Basis	Fiscal Year Value 12/31/09	Unrealized Gain or (Loss)	Est Annual Income
10	APPLE INC	10/22/08	981.52	2,107.32	1,125.80	
10	APPLE INC	11/24/08	902.15	2,107.32	1,205.17	
5	APPLE INC	12/09/08	504.88	1,033.66	548.78	
5	APPLE INC	04/24/09	618.55	1,053.66	435.11	
10	ATMOS ENERGY CORP COM	12/20/07	277.80	294.00	16.20	14.00
5	ATMOS ENERGY CORP COM	12/21/07	141.28	147.00	5.72	7.00
20	ATMOS ENERGY CORP COM	12/24/07	572.25	563.00	15.75	27.00
10	ATMOS ENERGY CORP COM	12/26/07	284.01	294.00	9.99	14.00
10	ATMOS ENERGY CORP COM	12/27/07	282.29	294.00	11.71	14.00
15	ATMOS ENERGY CORP COM	12/28/07	423.57	441.00	17.43	21.00
10	ATMOS ENERGY CORP COM	05/08/08	277.10	294.00	16.90	14.00
2	BHP BILLITON PLC SP ADR	09/23/08	105.23	127.70	22.47	4.00
25	BHP BILLITON PLC SP ADR	04/24/09	1,058.83	1,586.25	537.42	41.00
20	BANK HAWAII CORP	08/17/07	1,054.41	941.20	(113.21)	36.00
10	BANK HAWAII CORP	08/20/07	534.26	470.60	(63.66)	18.00
5	BANK HAWAII CORP	08/21/07	270.23	235.30	(34.93)	9.00
10	BANK HAWAII CORP	08/22/07	552.26	470.60	(81.66)	18.00


PLEASE SEE REVERSE SIDE
 Statement Period
 Year Ending 12/31/09
 Account No. 2GM-04009



The Alexandria Business Foundation
 72-1311720
 2009 Form 990-PF Part II



MARTIN MASNEN CPA




CURRENT PORTFOLIO SUMMARY


Quantity	Security Description	Date Acquired	Total/Adj Cost Basis	Fiscal Year Value 12/31/09	Unrealized Gain or (Loss)	Est Annual Income
5	BANK HAWAII CORP	05/08/08	273.66	235.30	(38.36)	9.00
10	BANK HAWAII CORP	04/24/09	360.54	470.80	110.06	18.00
8	BAYER AG SP ADR	08/09/07	574.71	638.40	63.69	11.00
4	BAYER AG SP ADR	08/25/08	311.13	319.20	8.07	6.00
5	BAYER AG SP ADR	04/24/09	256.48	399.00	142.52	7.00
8	BAYER AG SP ADR	08/27/09	487.84	638.40	150.56	11.00
5	BRINKS CO	08/17/09	130.00	121.70	(8.30)	2.00
15	BRINKS CO	08/18/09	395.11	365.10	(30.01)	6.00
20	BRINKS CO	08/19/09	527.98	486.80	(41.18)	8.00
20	BRINKS CO	08/20/09	542.03	486.80	(55.23)	8.00
15	BRINKS CO	08/21/09	416.13	365.10	(51.03)	6.00
8	BRINKS CO	08/24/09	224.19	194.72	(29.47)	4.00
85	BROADCOM CORP CALIF CLA	05/29/09	2,198.95	2,674.95	476.00	
5	BARNES GROUP INC DE \$ 01	12/26/07	169.96	84.50	(85.46)	2.00
5	BARNES GROUP INC DE \$ 01	12/27/07	168.93	84.50	(84.43)	2.00
15	BARNES GROUP INC DE \$ 01	12/28/07	513.94	253.50	(260.44)	5.00
20	BARNES GROUP INC DE \$ 01	12/31/07	670.29	338.00	(332.29)	7.00

Equities

PLEASE SEE REVERSE SIDE
 Statement Period 12/31/09
 Year Ending 12/31/09
 Account No 2GM-04009



MARTIN MASDEN CPA




CURRENT PORTFOLIO SUMMARY

Quantity	Security Description	Date Acquired	Total/Adj Cost Basis	Fiscal Year Value 12/31/09	Unrealized Gain or (Loss)	Est Annual Income
	Equities					
10	BARNES GROUP INC DE \$ 01	05/08/08	299 88	169 00	(130 88)	4 00
70	BARNES GROUP INC DE \$ 01	04/27/09	933 09	1 183 00	249 91	23 00
4	BNF PARIBAS SPONSORD ADR	04/11/07	213 45	160 64	(52 81)	3 00
5	BNF PARIBAS SPONSORD ADR	12/06/07	276 92	200 80	(76 12)	3 00
10	BNP PARIBAS SPONSORD ADR	02/14/08	441 96	401 60	(40 36)	6 00
5	BNP PARIBAS SPONSORD ADR	05 08/08	260 80	200 80	(60 00)	3 00
10	BNP PARIBAS SPONSORD ADR	05/15/08	536 05	401 60	(134 45)	6 00
15	BNP PARIBAS SPONSORD ADR	04/24/09	387 15	602 40	235 25	8 00
3	BNP PARIBAS SPONSORD ADR	12/01/09	126 75	120 48	(6 27)	2 00
8	BAXTER INTERNTL INC	12/01/06	358 14	469 44	111 30	10 00
15	BAXTEP INTERNTL INC	02/22/07	756 27	580 20	(123 93)	16 00
10	BAXTER INTERNTL INC	09/16/08	683 25	586 80	(96 45)	12 00
5	BAXTER INTERNTL INC	04/24/09	240 55	293 40	52 85	6 00
10	BAXTER INTERNTL INC	05/08/09	506 43	536 80	80 37	12 00
25	BECTON DICKINSON CO	11/23/05	1 481 01	1 971 50	490 49	37 00
10	BECTON DICKINSON CO	06/31/07	770 70	788 60	17 90	15 00
5	BECTON DICKINSON CO	01/16/09	361 42	394 30	32 88	8 00

PLEASE SEE REVERSE SIDE
 Statement Period 12/31/09 Account No
 Page 13 of 17 Year Ending 2GM-04009






MARTIN MASDEN CPA



CURRENT PORTFOLIO SUMMARY

Quantity	Security Description	Date Acquired	Total/Adj Cost Basis	Fiscal Year Value 12/31/09	Unrealized Gain or (Loss)	Est Annual Income
5	BECTON DICKINSON CO	04/24/09	312.37	394.30	81.93	8.00
35	BECTON DICKINSON CO	05/27/09	2,352.77	2,760.10	407.33	52.00
10	BECTON DICKINSON CO	05/28/09	671.32	788.60	117.28	15.00
59	BANCO SANTANDER BRZL SA AMERICN DEPOSITARY SHARES REPRESENTING 1 ORDINARY	12/21/09	800.38	822.46	22.08	6.00
55	BEST BUY CO INC	07/21/09	1,989.52	2,170.30	180.78	31.00
10	BEST BUY CO INC	07/22/09	362.37	394.60	32.23	6.00
15	SOEING COMPANY	02/02/09	607.56	811.95	204.39	26.00
50	SOEING COMPANY	04/27/09	1,924.95	2,705.50	781.55	84.00
23	BRIDGESTONE CORP ADR	05/08/09	727.63	807.53	79.90	8.00
14	CENTURYTEL INC	02/27/09	354.33	506.94	152.61	40.00
7	CENTURYTEL INC	03/02/09	168.76	253.47	84.71	20.00
41	CENTURYTEL INC	03/05/09	1,005.14	1,484.61	479.47	115.00
34	CENTURYTEL INC	04/27/09	888.91	1,231.14	342.23	96.00
10	CANADIAN NATURAL RES LTD	11/23/05	459.21	719.50	260.29	
13	CANADIAN NATURAL RES LTD	09/26/06	594.17	935.35	341.18	
14	CANADIAN NATURAL RES LTD	10/13/06	648.46	1,007.30	358.84	

PLEASE SEE REVERSE SIDE
 Statement Period Year Ending 12/31/09
 Account No 2GM-04009



MARTIN MASDEN CPA




CURRENT PORTFOLIO SUMMARY

Quantity	Security Description	Date Acquired	Total/Adj Cost Basis	Fiscal Year Value 12/31/09	Unrealized Gain or (Loss)	Est Annual Income
Equities						
15	CANADIAN NATURAL RES LTD	02/22/07	789.62	1,079.25	309.63	
5	CANADIAN NATURAL RES LTD	04/24/09	246.74	359.75	113.01	
28	CHINA UNICOM HONG KONG LTD	10/29/08	380.42	367.06	(13.34)	8.00
16	CHINA UNICOM HONG KONG LTD	06/03/09	255.73	235.93	(19.75)	5.00
14	CHINA LIFE INS CO SP ADR	05/26/09	745.02	1,026.90	281.88	7.00
6	CHINA LIFE INS CO SP ADR	08/26/09	335.76	440.10	104.34	3.00
20	COMPASS MINERALS INTL INC	06/17/09	1,094.18	1,343.80	249.62	29.00
18	COMPASS MINERALS INTL INC	06/18/09	1,002.52	1,209.42	206.90	26.00
38	CHEVRON CORP	11/23/05	2,235.55	2,925.62	690.07	104.00
5	CHEVRON CORP	04/24/09	333.33	384.95	51.62	14.00
15	CONOCOPHILLIPS	02/22/06	926.63	766.05	(160.58)	30.00
30	CONOCOPHILLIPS	02/26/06	1,825.14	1,532.10	(293.04)	50.00
30	CONOCOPHILLIPS	04/27/09	1,226.04	1,532.10	306.06	60.00
50	CONOCOPHILLIPS	11/10/09	2,864.03	2,553.50	(110.53)	100.00
60	CATERPILLAR INC DEL	07/24/09	2,506.99	3,419.40	912.41	101.00



The Alexandria Business Foundation
 72-1311720
 2009 Form 990-PF Part II



MARTIN MASNEN CPA



CURRENT PORTFOLIO SUMMARY

Quantity	Security Description	Date Acquired	Total/Adj Cost Basis	Fiscal Year Value 12/31/09	Unrealized Gain or (Loss)	Est Annual Income
Equities						
50	CHIMERA INVESTMENT CORP	06/08/09	168.12	194.00	25.88	34.00
260	CHIMERA INVESTMENT CORP	06/09/09	903.01	1,088.80	185.79	177.00
236	CHIMERA INVESTMENT CORP	06/10/09	804.95	915.68	110.73	161.00
135	CHESAPEAKE ENERGY OKLA	11/12/09	3,395.63	3,493.80	98.17	41.00
23	CISCO SYSTEMS INC COM	02/22/07	529.91	550.62	(79.29)	
70	CISCO SYSTEMS INC COM	04/23/07	1,860.31	1,675.80	(184.51)	
35	CISCO SYSTEMS INC COM	04/09/09	625.43	837.90	212.47	
25	CISCO SYSTEMS INC COM	04/24/09	454.00	598.50	144.50	
10	COMMERCIAL METALS CO COM	05/01/06	278.44	156.50	(121.94)	5.00
30	COMMERCIAL METALS CO COM	05/02/06	852.06	469.50	(388.56)	15.00
50	COMMERCIAL METALS CO COM	05/03/06	1,436.67	782.50	(654.17)	24.00
25	COMMERCIAL METALS CO COM	04/24/09	362.32	391.25	28.93	12.00
45	CUMMINS INC COM	04/30/09	1,537.44	2,053.70	526.26	32.00
15	CUMMINS INC COM	07/22/09	599.81	687.90	88.09	11.00
5	CURTISS WRIGHT	11/19/08	134.90	156.50	21.70	2.00
25	CURTISS WRIGHT	11/20/08	661.82	783.00	121.18	8.00
25	CURTISS WRIGHT	11/21/08	667.31	783.00	115.69	8.00


PLEASE SEE REVERSE SIDE
 Statement Period Account No
 Page 16 of 171 Year Ending 12/31/09 2GM-04009

09013215

34607 1-01



MARTIN MASDEN CPA



CURRENT PORTFOLIO SUMMARY


Quantity	Security Description	Date Acquired	Total/Adj Cost Basis	Fiscal Year Value 12/31/09	Unrealized Gain or (Loss)	Est Annual Income
10	CURTISS WRIGHT	04/24/09	319.41	313.20	16.21	4.00
5	DIAMOND OFFSHORE DRLNG	12/24/07	710.79	492.10	(218.69)	3.00
10	DIAMOND OFFSHORE DRLNG	12/26/07	1,458.42	984.20	(474.22)	5.00
10	DIAMOND OFFSHORE DRLNG	12/31/07	1,429.14	984.20	(444.94)	5.00
10	DIAMOND OFFSHORE DRLNG	05/08/08	1,276.37	984.20	(292.17)	5.00
5	DIAMOND OFFSHORE DRLNG	01/12/09	293.04	492.10	199.06	3.00
10	DIAMOND OFFSHORE DRLNG	07/27/09	937.36	984.20	46.84	5.00
20	DIAMOND OFFSHORE DRLNG	07/28/08	1,848.50	1,968.40	119.90	10.00
5	DIAMOND OFFSHORE DRLNG	08/11/09	433.82	492.10	58.28	3.00
10	DANAHER CORP DEL COM	11/23/05	555.61	752.00	196.39	2.00
5	DANAHER CORP DEL COM	02/22/07	372.08	376.00	3.92	1.00
5	DANAHER CORP DEL COM	03/30/07	357.25	376.00	18.75	1.00
10	DANAHER CORP DEL COM	04/02/07	713.11	752.00	38.89	2.00
25	DEL MONTE FOODS CO	06/16/09	218.19	283.50	65.31	5.00
115	DEL MONTE FOODS CO	06/17/09	1,037.19	1,304.10	266.91	23.00
49	DEL MONTE FOODS CO	06/18/09	446.49	555.66	109.17	10.00
75	DEUTSCHE BOERSE AG SHS	09/04/09	581.84	624.00	42.15	15.00

Equities

PLEASE SEE REVERSE SIDE
 Statement Period Year Ending 12/31/09
 Page 17 of 171
 Account No 2GM-04009



110665238961109



MARTIN MASNEN CPA



CURRENT PORTFOLIO SUMMARY


Quantity	Security Description	Date Acquired	Total/Adj Cost Basis	Fiscal Year Value 12/31/09	Unrealized Gain or (Loss)	Est Annual Income
30	DEUTSCHE BOERSE AG SHS	09/08/09	237.41	249.60	12.19	6.00
35	DEUTSCHE BOERSE AG SHS	09/09/09	280.43	291.20	10.77	7.00
60	DANONE-SPONS ADR	04/27/09	551.53	731.40	179.87	50.00
80	DIRECTV GROUP HLDNGS CLA	09/21/09	2,140.94	2,668.00	527.06	
15	DIRECTV GROUP HLDNGS CLA	09/22/09	405.10	500.25	95.15	
30	DIRECTV GROUP HLDNGS CLA	10/30/09	790.88	1,000.50	209.62	
20	R R DONNELLEY SONS	01/24/06	639.23	445.40	(193.83)	21.00
5	R R DONNELLEY SONS	05/05/06	168.22	111.35	(56.87)	6.00
30	R R DONNELLEY SONS	05/08/06	1,003.46	668.10	(335.36)	32.00
5	R R DONNELLEY SONS	05/18/06	167.05	111.35	(55.70)	6.00
25	R R DONNELLEY SONS	05/19/06	839.74	556.75	(282.99)	26.00
25	R R DONNELLEY SONS	05/08/08	788.99	556.75	(232.24)	26.00
45	R R DONNELLEY SONS	08/11/09	714.35	1,002.15	287.80	47.00
135	E M C CORPORATION MASS	04/13/09	1,755.33	2,358.45	603.12	
20	E M C CORPORATION MASS	04/24/09	236.79	349.40	112.61	
45	E M C CORPORATION MASS	10/08/09	800.55	788.15	(14.40)	
45	E M C CORPORATION MASS	10/30/09	749.92	788.15	38.23	

Equities

PLEASE SEE REVERSE SIDE
 Page 18 of 171
 Statement Period Year Ending 12/31/09
 Account No 2GM-04009



MARTIN MASDEN CPA



CURRENT PORTFOLIO SUMMARY

Quantity	Security Description	Date Acquired	Total/Adj Cost Basis	Fiscal Year Value 12/31/09	Unrealized Gain or (Loss)	Est Annual Income
5	ENI S P A SPONSORED ADR	08/25/08	316.05	253.05	(65.00)	12.00
15	ENI S P A SPONSORED ADR	08/26/08	954.71	759.15	(195.56)	36.00
11	ENI S P A SPONSORED ADR	08/27/08	712.24	556.71	(155.53)	27.00
10	ENI S P A SPONSORED ADR	04/24/09	415.65	506.10	90.45	24.00
10	EDISON INTL CALIF	03/10/09	249.81	347.80	97.99	13.00
25	EDISON INTL CALIF	03/11/09	627.61	859.50	241.89	32.00
30	EDISON INTL CALIF	03/17/09	845.07	1,043.40	198.33	38.00
10	EDISON INTL CALIF	03/26/09	292.93	347.80	54.87	13.00
25	EDISON INTL CALIF	04/27/09	709.01	869.50	160.49	32.00
105	EQUITY ONE REIT	11/23/05	2,487.45	1,697.85	(769.60)	93.00
10	EQUITY ONE REIT	05/08/06	240.60	161.70	(78.90)	9.00
25	EQUITY ONE REIT	04/24/09	366.56	404.25	37.69	22.00
105	EBAY INC COM	11/12/09	2,517.87	2,470.65	(47.22)	
36	EON AG ADR	06/29/09	1,297.75	1,503.00	205.25	54.00
56	EAST JAPAN RY CO ADR	01/16/09	685.38	590.80	(94.58)	10.00



The Alexandria Business Foundation
 72-1311720
 2009 Form 990-PF Part II



MARTIN MASDEN CPA




CURRENT PORTFOLIO SUMMARY

Quantity	Security Description	Date Acquired	Total/Adj Cost Basis	Fiscal Year Value 12/31/09	Unrealized Gain or (Loss)	Est Annual Income
45	EAST JAPAN RY CO ADR	04/24/09	414.49	474.75	60.26	8.00
43	EAST JAPAN RY CO ADR	05/08/09	399.60	453.65	54.05	8.00
26	EAST JAPAN RY CO ADR	09/24/09	308.04	274.30	(33.74)	5.00
30	ENERGEN CRP COM PV 1CENT	11/23/05	1,122.91	1,404.00	281.09	15.00
20	ENERGEN CRP COM PV 1CENT	04/24/09	691.79	936.00	244.21	10.00
10	ENNIS INC	04/26/07	253.73	167.90	(85.83)	7.00
10	ENNIS INC	04/27/07	248.70	167.90	(80.80)	7.00
25	ENNIS INC	04/30/07	616.16	419.75	(196.41)	16.00
20	ENNIS INC	05/12/08	363.19	335.80	(27.39)	13.00
40	ENNIS INC	05/13/08	721.49	671.60	(49.89)	25.00
25	ENNIS INC	04/27/09	222.71	419.75	197.04	16.00
5	FREERT-MCMRAN CPR & GLD	07/20/09	284.68	401.45	116.77	3.00
35	FREERT-MCMRAN CPR & GLD	07/21/09	2,042.23	2,810.15	767.92	21.00
20	FEDERATED INVESTRS B	05/08/09	479.65	550.00	70.35	20.00
65	FEDERATED INVESTRS B	05/11/09	1,540.90	1,767.50	246.60	63.00
8	GRUPO TELEVISA SA ADR	01/25/07	232.17	166.08	(66.09)	10.00
15	GRUPO TELEVISA SA ADR	10/03/07	367.38	311.40	(55.98)	18.00

PLEASE SEE REVERSE SIDE
 Statement Period
 Year Ending 12/31/09 Account No
 Page 20 of 17 2GM-04009

0801320

0000111



MARTIN MASDEN CPA



CURRENT PORTFOLIO SUMMARY

Quantity	Security Description	Date Acquired	Total/Adj Cost Basis	Fiscal Year Value 12/31/09	Unrealized Gain or (Loss)	Est Annual Income
Equities						
25	GRUPO TELEVISIA SA ADR	04/24/09	408.30	519.00	110.70	30.00
28	GLAXOSMITHKLINE PLC ADR	06/21/05	1,399.26	1,163.00	(216.26)	52.00
50	GLAXOSMITHKLINE PLC ADR	06/05/07	2,589.92	2,112.50	(477.42)	93.00
40	GLAXOSMITHKLINE PLC ADR	06/11/07	2,090.62	1,690.00	(400.62)	75.00
30	GLAXOSMITHKLINE PLC ADR	05/08/08	1,331.55	1,267.50	(64.05)	56.00
20	GLAXOSMITHKLINE PLC ADR	04/27/09	620.12	845.00	224.88	38.00
20	GOLDMAN SACHS GROUP INC	10/07/09	3,763.06	3,376.80	(386.26)	28.00
5	GOOGLE INC CL A	06/19/08	2,778.55	3,099.90	321.35	
2	GOOGLE INC CL A	06/24/06	1,092.55	1,239.96	147.41	
1	GOOGLE INC CL A	10/29/09	550.28	619.98	69.70	
5	GDF SUEZ ADR	04/17/08	346.86	214.00	(132.86)	8.00
4	GDF SUEZ ADR	05/23/08	335.24	171.20	(164.04)	6.00
5	GDF SUEZ ADR	06/04/08	330.04	214.00	(116.04)	8.00
10	GDF SUEZ ADR	04/24/09	340.09	428.00	87.91	15.00
14	GDF SUEZ ADR	06/04/09	548.13	599.20	51.07	21.00
25	GILEAD SCIENCES INC COM	04/16/08	1,287.88	1,081.75	(206.13)	
5	GILEAD SCIENCES INC COM	11/18/08	226.26	216.35	(9.91)	

PLEASE SEE REVERSE SIDE
 Statement Period Year Ending 12/31/09 Account No 2GM-04009
 Page 21 of 171


62122



The Alexandria Business Foundation
 72-1311720
 2009 Form 990-PF Part II



MARTIN MASDEN CPA



CURRENT PORTFOLIO SUMMARY


Quantity	Security Description	Date Acquired	Total/Adj Cost Basis	Fiscal Year Value 12/31/09	Unrealized Gain or (Loss)	Est Annual Income
	Equities					
15	GILEAD SCIENCES INC COM	04/07/09	712 72	649 05	(63 67)	
15	GILEAD SCIENCES INC COM	07/05/09	687 10	649 05	(38 05)	
40	HEALTHCARE REALTY TR REIT	11/23/05	1,454 41	353 40	(606 01)	62 00
40	HEALTHCARE REALTY TR REIT	05/08/08	1,087 96	856 40	(239 56)	62 00
25	HEALTHCARE REALTY TR REIT	04/27/09	411 34	536 50	125 16	39 00
70	HUDSON CITY BANCORP INC	07 07/09	948 40	961 10	12 70	42 00
25	HUDSON CITY BANCORP INC	07/10/09	338 95	343 25	4 30	15 00
65	HUDSON CITY BANCORP INC	07/13/09	919 44	892 45	(26 99)	39 00
45	HUDSON CITY BANCORP INC	07/14/09	647 24	617 85	(29 39)	27 00
10	HSBC HLDG PLC SP ADR	04/09/09	343 96	570 90	226 94	17 00
5	HSBC HLDG PLC SP ADR	04/15/09	180 77	285 45	104 68	9 00
8	HSBC HLDG PLC SP ADR	04/16/09	290 00	456 72	166 72	14 00
22	HSBC HLDG PLC SP ADR	06/10/09	975 12	1 255 98	230 86	38 00
2	HDFC BANK LTD ADR	11/26/08	116 84	260 16	143 32	2 00
5	HDFC BANK LTD ADR	04/24/09	376 48	650 40	273 92	3 00

PLEASE SEE REVERSE SIDE
 Statement Period 12/31/09
 Year Ending 12/31/09
 Page 22 of 171
 Account No 2GM-04009

FORM 990

60823 1.1.01

The Alexandria Business Foundation
 72-1311720
 2009 Form 990-PF Part II



MARTIN MASDEN CPA

EMA Fiscal Statement

CURRENT PORTFOLIO SUMMARY

Quantity	Security Description	Date Acquired	Total/Adj Cost Basis	Fiscal Year Value 12/31/09	Unrealized Gain or (Loss)	Est Annual Income
Equities						
1	HDFC BANK LTD ADR	06/26/09	105.81	130.08	24.27	1.00
10	HARRIS CORP DEL	01/30/09	434.86	475.50	40.64	9.00
30	HARRIS CORP DEL	02/06/09	1,322.03	1,426.50	104.48	27.00
50	HARRIS CORP DEL	04/27/09	1,496.36	2,077.50	881.24	44.00
35	HARSCO CORPORATION	11/23/05	1,175.31	1,128.05	(47.26)	29.00
30	HARSCO CORPORATION	04/24/09	824.74	966.90	142.16	25.00
29	HEINEKEN NV ADR	09/17/08	641.34	690.49	49.15	9.00
25	HEINEKEN NV ADR	04/24/09	334.50	595.25	260.75	6.00
30	HEWLETT PACKARD CO DEL	06/05/08	1,453.25	1,545.30	92.05	10.00
20	HEWLETT PACKARD CO DEL	07/17/08	860.87	1,030.20	169.33	7.00
10	HEWLETT PACKARD CO DEL	11/25/08	335.38	515.10	179.72	4.00
10	HEWLETT PACKARD CO DEL	04/24/09	353.59	515.10	161.51	4.00
15	HEWLETT PACKARD CO DEL	06/29/09	580.36	772.65	192.29	5.00
15	HEWLETT PACKARD CO DEL	12/16/09	771.71	772.65	0.94	5.00
50	HOLLY CORP COM \$0.01	11/23/05	1,547.00	1,281.50	(265.50)	30.00
15	HOLLY CORP COM \$0.01	05/08/08	603.43	364.45	(238.98)	9.00
20	HOLLY CORP COM \$0.01	04/24/09	457.60	512.60	55.00	12.00

PLEASE SEE REVERSE SIDE
 Statement Period 12/31/09 Account No 2GM-04009
 Page 23 of 171



5125052008200-2



MARTIN MASDEN CPA




CURRENT PORTFOLIO SUMMARY

Quantity	Security Description	Date Acquired	Total/Adj Cost Basis	Fiscal Year Value 12/31/09	Unrealized Gain or (Loss)	Est Annual Income
	Equities					
15	HOME DEPOT INC	01/18/08	408.08	433.95	25.87	14.00
45	HOME DEPOT INC	01/23/08	1,313.92	1,301.85	(12.07)	41.00
55	HOME DEPOT INC	05/08/08	1,539.31	1,591.15	51.84	50.00
23	HUTCHISN WHAMPOA ADR	08/19/09	835.69	791.20	(44.49)	25.00
17	HUTCHISN WHAMPOA ADR	08/27/09	633.45	584.80	(48.65)	19.00
150	IAMGOLD CORP COM	05/08/08	910.42	2,346.00	1,435.58	9.00
22	ICICI BANK LTD SPD ADR	12/22/09	793.13	829.62	36.49	22.00
120	INTEL CORP	12/09/08	1,698.34	2,448.00	749.66	68.00
80	INTEL CORP	12/15/08	1,173.18	1,632.00	458.82	45.00
30	INTEL CORP	04/24/09	465.60	612.00	146.40	17.00
170	INTEL CORP	11/11/09	3,368.41	3,488.00	99.59	96.00
11	INTL BUSINESS MACHINES CORP IBM	06/24/08	1,359.10	1,439.90	80.80	25.00
5	INTL BUSINESS MACHINES CORP IBM	07/08/08	616.37	654.50	38.13	11.00
10	INTL BUSINESS MACHINES CORP IBM	04/07/09	989.32	1,309.00	319.68	22.00
5	INTL BUSINESS MACHINES CORP IBM	04/15/09	489.60	654.50	164.90	11.00


PLEASE SEE REVERSE SIDE
 Statement Period 12/31/09 Account No 2GM-04009
 Page 24 of 171

001274

001274



MARTIN MASDEN CPA




CURRENT PORTFOLIO SUMMARY

Quantity	Security Description	Date Acquired	Total/Adj Cost Basis	Fiscal Year Value 12/31/09	Unrealized Gain or (Loss)	Est Annual Income
	Equities					
25	INTL BUSINESS MACHINES CORP IBM	04/24/09	2,502.49	3,272.50	770.01	55.00
25	ING GP NV SP5D ADR	09/04/08	750.97	245.25	(505.72)	
40	ING OP NV SP5D ADR	08/18/09	529.43	392.40	(137.06)	
21	ING GP NV SP5D ADR	09/04/09	317.56	206.01	(111.55)	
72	ING GP NV SP5D ADR	12/16/09	451.17	706.32	255.15	
30	JPMORGAN CHASE & CO	03/24/09	866.44	1,250.10	383.66	6.00
25	JPMORGAN CHASE & CO	04/24/09	836.28	1,041.75	203.47	5.00
15	JPMORGAN CHASE & CO	08/10/09	531.81	625.05	93.24	3.00
75	JABIL CIRCUIT INC	11/05/08	668.90	1,302.75	633.85	21.00
80	JABIL CIRCUIT INC	04/28/09	599.86	1,389.60	789.74	23.00
55	JOHNSON AND JOHNSON COM	05/04/09	2,946.16	3,542.55	596.39	108.00
50	JOHNSON AND JOHNSON COM	07/09/09	2,834.94	3,220.50	385.56	98.00
10	JOHNSON AND JOHNSON COM	10/29/09	597.13	644.10	46.97	20.00
15	KIMBERLY CLARK DE MX SAB DE CV	09/19/08	310.82	336.75	25.93	17.00
12	KIMBERLY CLARK DE MX SAB DE CV	09/22/08	256.80	269.40	12.60	14.00

PLEASE SEE REVERSE SIDE
 Page 25 of 171
 Statement Period Year Ending 12/31/09
 Account No. 2GM-04009



10-00257-00038-00015




Merrill Lynch

MARTIN MASDEN CPA

CURRENT PORTFOLIO SUMMARY

Quantity	Security Description	Date Acquired	Total/Adj Cost Basis	Fiscal Year Value 12/31/09	Unrealized Gain or (Loss)	Est Annual Income
	Equities					
15	KIMBERLY CLARK DE MX SAB DE CV	04/24/09	279.00	336.75	57.75	17.00
9	KRAFT FOODS INC VA CL A	04/12/07	293.55	244.62	(48.93)	11.00
60	KRAFT FOODS INC VA CL A	05/01/07	2,009.14	1,630.60	(378.34)	70.00
25	KRAFT FOODS INC VA CL A	05/09/07	818.55	679.50	(139.05)	29.00
10	KRAFT FOODS INC VA CL A	05/10/07	327.91	271.80	(56.11)	12.00
20	KRAFT FOODS INC VA CL A	04/24/09	445.00	543.60	98.60	24.00
30	KAO CORP SFD ADR	09/10/08	902.85	700.80	(202.05)	17.00
50	KBR INC	06/16/09	941.67	950.00	8.13	10.00
44	KBR INC	06/17/09	828.19	835.00	7.81	9.00
85	KEPPEL LTD SPONS ADR	04/22/09	682.82	999.60	316.78	42.00
35	KEPPEL LTD SPONS ADR	06/17/09	320.75	411.60	90.85	18.00
28	KIMBERLY CLARK	10/21/04	1,736.99	1,783.88	46.89	68.00
15	KIMBERLY CLARK	11/23/05	879.00	955.65	76.65	36.00
5	KIMBERLY CLARK	05/03/08	315.56	318.55	2.99	12.00
10	KIMBERLY CLARK	04/24/09	491.68	637.10	145.42	24.00
34	LVMH MCET HENNESSY ADR	01/16/09	375.68	763.30	387.62	11.00

PLEASE SEE REVERSE SIDE
 Statement Period Year Ending 12/31/09
 Page 26 of 171
 Account No 2GM-04009



MARTIN MASDEN CPA

EMA Fiscal Statement

CURRENT PORTFOLIO SUMMARY


Quantity	Security Description	Date Acquired	Total/Adj Cost Basis	Fiscal Year Value 12/31/09	Unrealized Gain or (Loss)	Est Annual Income
Equities						
20	LVMH MOET HENNESSY ADR	04/24/09	306.80	449.00	142.20	7.00
14	LVMH MOET HENNESSY ADR	11/09/09	313.72	314.30	0.58	5.00
30	LUBRIZOL CORP	11/23/05	1,266.90	2,188.50	921.60	38.00
10	MITSUBISHI CF SPNSRD ADR	09/10/08	470.33	497.60	27.27	7.00
10	MITSUBISHI CF SPNSRD ADR	04/24/09	320.40	497.60	177.20	7.00
5	MITSUBISHI CF SPNSRD ADR	12/22/09	236.29	246.80	10.51	4.00
85	METLIFE INC COM	05/04/09	2,346.23	5,004.75	658.52	63.00
76	MARATHON OIL CORP	11/23/05	2,308.83	2,372.72	63.84	73.00
5	MARATHON OIL CORP	05/08/08	260.93	156.10	(104.83)	5.00
20	MARATHON OIL CORP	04/24/09	618.24	624.40	6.16	20.00
75	MITSUBISHI UFJ FINL GRP INC	06/26/09	489.06	369.00	(120.06)	9.00
32	MITSUBISHI UFJ FINL GRP INC	06/29/09	202.38	157.44	(44.94)	4.00
118	MATTEL INC COM	11/23/05	1,935.21	2,357.64	422.43	89.00
70	MATTEL INC COM	05/02/08	1,320.93	1,396.60	77.67	53.00
35	MC GRAW HILL COMPANIES	08/25/09	1,093.18	1,172.85	79.67	32.00
15	MC GRAW HILL COMPANIES	08/26/09	481.67	502.65	20.98	14.00

PLEASE SEE REVERSE SIDE
 Page 27 of 171
 Statement Period Year Ending 12/31/09
 Account No 2GM-04009

cc13227



0101015200020010101




MARTIN MASDEN CPA

EMA Fiscal Statement

CURRENT PORTFOLIO SUMMARY

Quantity	Security Description	Date Acquired	Total/Adj Cost Basis	Fiscal Year Value 12/31/09	Unrealized Gain or (Loss)	Est Annual Income
50	MAC GRAW HILL COMPANIES	08/27/09	1,621.75	1,675.50	53.72	45.00
25	MEDTRONIC INC COM	02/23/09	867.60	1,099.50	231.70	21.00
30	MEDTRONIC INC COM	02/25/09	1,025.75	1,319.40	293.65	25.00
35	MEDTRONIC INC COM	04/28/09	1,040.90	1,539.30	498.40	29.00
15	MICROSOFT CORP	10/13/06	427.34	457.20	29.86	6.00
25	MICROSOFT CORP	02/22/07	733.50	782.00	28.50	13.00
30	MICROSOFT CORP	06/08/07	896.88	914.40	17.52	16.00
35	MICROSOFT CORP	10/17/07	1,091.76	1,068.80	(24.96)	19.00
15	MICROSOFT CORP	01/18/08	507.18	457.20	(49.98)	8.00
10	MICROSOFT CORP	05/08/08	290.80	304.80	14.00	6.00
25	MICROSOFT CORP	10/14/08	603.03	762.00	158.97	13.00
60	MICROSOFT CORP	10/28/08	1,312.50	1,828.80	516.30	32.00
70	MICROSOFT CORP	11/03/08	1,600.51	2,133.60	533.09	37.00
35	MICROSOFT CORP	03/06/09	528.27	1,066.80	538.53	19.00
50	MICROSOFT CORP	04/28/09	1,010.00	1,524.00	514.00	26.00
20	MICROSOFT CORP	06/17/09	468.90	609.60	140.70	11.00
30	MICROSOFT CORP	07/06/09	695.22	914.40	219.18	16.00

PLEASE SEE REVERSE SIDE
 Page 28 of 171
 Statement Period Year Ending 12/31/09
 Account No 2GM-04009



MARTIN MARDEN CPA

EMA Fiscal Statement


CURRENT PORTFOLIO SUMMARY

Quantity	Security Description	Date Acquired	Total/Adj Cost Basis	Fiscal Year Value 12/31/09	Unrealized Gain or (Loss)	Est Annual Income
Equities						
5	NATIONAL-OILWELL VARCO INC	04/13/09	169.97	220.45	50.48	
45	NATIONAL-OILWELL VARCO INC	04/14/09	1,567.02	1,384.05	417.03	
10	NATIONAL-OILWELL VARCO INC	04/24/09	312.83	440.90	128.07	
5	NEXEN INC CANADA COM	04/15/09	96.85	119.65	22.80	
8	NEXEN INC CANADA COM	04/16/09	153.73	191.44	37.71	
15	NEXEN INC CANADA COM	04/24/09	296.39	358.95	62.56	
95	NEW YORK CMNTY BANCORP	01/23/09	1,148.62	1,378.45	229.83	95.00
35	NEW YORK CMNTY BANCORP	01/29/09	464.94	507.85	42.91	35.00
70	NEW YORK CMNTY BANCORP	01/30/09	950.57	1,015.70	65.13	70.00
65	NEW YORK CMNTY BANCORP	04/28/09	746.35	943.15	196.80	65.00
91	NOMURA HLDGS INC ADR	12/09/09	686.71	673.40	(13.31)	11.00
25	NAT FUEL GAS CO NJ \$1	05.31/06	888.87	1,250.00	361.13	34.00
10	NAT FUEL GAS CO NJ \$1	06/01/06	361.98	500.00	138.02	14.00
10	NAT FUEL GAS CO NJ \$1	04/24/09	321.27	500.00	178.73	14.00
3	NESTLE S A REP RG SH ADR	05/08/08	140.44	145.05	4.61	3.00

PLEASE SEE REVERSE SIDE
 Page 29 of 171
 Statement Period Year Ending 12/31/09
 Account No 2GM-04009



10.000530005100 5



MARTIN MASDEN CPA




CURRENT PORTFOLIO SUMMARY

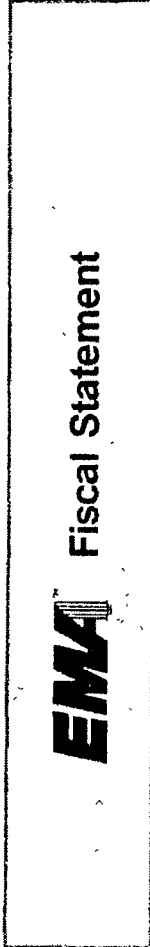
Quantity	Security Description	Date Acquired	Total/Adj Cost Basis	Fiscal Year Value 12/31/09	Unrealized Gain or (Loss)	Est Annual Income
8	NESTLE S A REP RG SH ADR	07/29/08	354.40	386.80	32.40	7.00
12	NESTLE S A REP RG SH ADR	08/12/08	547.68	580.20	32.52	10.00
20	NESTLE S A REP RG SH ADR	04/24/09	642.17	997.00	324.83	17.00
50	NOKIA CORP SPON ADR	05/06/09	752.53	642.50	(110.03)	20.00
25	NOKIA CORP SPON ADR	06/03/09	383.10	321.25	(61.85)	10.00
25	NOKIA CORP SPON ADR	06/10/09	398.76	321.25	(177.51)	10.00
40	NORTHROP GRUMMAN CORP	10/27/09	2,039.43	2,234.00	194.57	69.00
25	NORTHROP GRUMMAN CORP	10/26/09	1,273.88	1,396.25	122.37	43.00
50	OWENS & MINOR INC NEW COM	11/23/05	1,433.51	2,146.50	712.99	46.00
10	OCCIDENTAL PETE CORP CAL	09/19/07	653.84	813.50	159.66	14.00
15	OCCIDENTAL PETE CORP CAL	01/25/08	972.18	1,220.25	248.07	20.00
10	OCCIDENTAL PETE CORP CAL	02/04/09	553.82	813.50	259.68	14.00
5	OCCIDENTAL PETE CORP CAL	04/24/09	278.65	406.75	128.10	7.00
10	ORACLE CORP \$0.01 DEL	08/24/07	199.01	245.30	46.29	2.00
65	ORACLE CORP \$0.01 DEL	10/19/07	1,373.68	1,594.45	220.77	13.00
45	ORACLE CORP \$0.01 DEL	04/01/08	909.25	1,103.85	194.60	9.00
15	ORACLE CORP \$0.01 DEL	04/24/09	299.00	367.95	68.95	3.00

Equities

PLEASE SEE REVERSE SIDE
 Statement Period Year Ending 12/31/09
 Page 30 of 171
 Account No 2GM-04009



MARTIN MASDEN CPA




CURRENT PORTFOLIO SUMMARY

Quantity	Security Description	Date Acquired	Total/Adj Cost Basis	Fiscal Year Value 12/31/09	Unrealized Gain or (Loss)	Est Annual Income
	Equities					
12	PETROLEO BRAS VTC SPD ADR	07/05/07	388.74	572.16	183.42	5.00
30	PETROLEO BRAS VTC SPD ADR	07/12/07	1,004.24	1,430.40	426.16	11.00
10	PETROLEO BPAS VTC SPD ADR	11/05/07	447.82	476.80	28.98	4.00
10	PETROLEO BRAS VTC SFD ADR	12/10/08	221.49	476.80	255.31	4.00
15	PETROLEO BRAS VTC SPD ADR	04/24/09	500.09	715.20	215.11	6.00
50	PHILIP MORRIS INTL INC	11/02/09	2,409.83	2,409.50	(0.33)	116.00
6	PEPSICO INC	12/01/06	369.57	364.80	(4.77)	11.00
10	PEPSICO INC	02/22/07	647.12	608.00	(39.12)	18.00
10	PEPSICO INC	09/25/07	716.10	608.00	(108.10)	18.00
10	PEPSICO INC	07/07/08	664.93	608.00	(56.93)	18.00
10	PEPSICO INC	04/24/09	483.60	608.00	124.40	18.00
67	PFIZER INC	07/22/05	1,783.81	1,218.73	(565.08)	49.00
15	PFIZER INC	04/25/06	371.23	272.85	(98.38)	11.00
65	PFIZER INC	04/26/06	1,622.99	1,182.35	(440.64)	47.00
80	PFIZER INC	04/28/06	2,011.88	1,455.20	(556.68)	58.00
105	PFIZER INC	05/08/08	2,093.89	1,909.95	(183.94)	76.00
50	PFIZER INC	04/28/09	817.80	1,091.40	273.60	44.00

PLEASE SEE REVERSE SIDE
 Page 31 of 171
 Statement Period Year Ending 12/31/09
 Account No. 2GM-04009



1310605-00069-00016



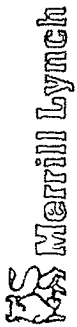
MARTIN MASNEN CPA



CURRENT PORTFOLIO SUMMARY

Quantity	Security Description	Date Acquired	Total/Adj Cost Basis	Fiscal Year Value 12/31/09	Unrealized Gain or (Loss)	Est Annual Income
Equities						
15	PHILLIPS VAN HEUSEN	08/26/08	538.94	610.20	71.26	3.00
27	PHILLIPS VAN HEUSEN	10/03/08	951.67	1,092.36	146.69	5.00
10	PHILLIPS VAN HEUSEN	04/24/09	295.20	408.80	111.60	2.00
30	PRAXAIR INC	03/16/09	1,928.53	2,469.30	480.77	45.00
25	PROCTER & GAMBLE CO	05/19/09	1,327.95	1,515.75	187.80	44.00
35	PROCTER & GAMBLE CO	07/07/09	1,825.31	2,122.05	296.74	62.00
10	PROCTER & GAMBLE CO	07/08/09	521.74	605.30	84.56	12.00
15	PROCTER & GAMBLE CO	07/17/09	831.84	909.45	77.61	27.00
63	ROYAL KPN N V SP ADR	05/05/09	770.24	1,074.15	303.91	46.00
14	ROYAL KPN N V SP ADR	06/04/09	182.92	238.70	55.78	11.00
47	REYNOLDS AMERICAN INC	11/23/05	2,102.79	2,469.59	366.80	170.00
15	REYNOLDS AMERICAN INC	05/08/08	818.88	734.55	(24.33)	54.00
5	REYNOLDS AMERICAN INC	04/24/09	185.95	264.85	68.90	18.00
5	ROYAL DUTCH SHELL PLC SPONS ADR A	09/26/07	415.13	300.55	(114.58)	15.00
25	ROYAL DUTCH SHELL PLC SPONS ADR A	10/02/07	2,046.93	1,502.75	(544.18)	72.00

PLEASE SEE REVERSE SIDE
 Page 32 of 171
 Statement Period Year Ending 12/31/09
 Account No 2GM-04009



MARTIN MASDEN CPA

EMA Fiscal Statement


CURRENT PORTFOLIO SUMMARY

Quantity	Security Description	Date Acquired	Total/Adj Cost Basis	Fiscal Year Value 12/31/09	Unrealized Gain or (Loss)	Est Annual Income
Equities						
5	ROYAL DUTCH SHELL PLC SPONS ADR A	05/08/08	400.62	300.55	(100.07)	15.00
12	ROYAL DUTCH SHELL PLC SPONS ADR A	09/04/08	764.07	721.32	(42.75)	35.00
8	ROYAL DUTCH SHELL PLC SPONS ADR A	11/19/08	389.46	480.88	91.42	23.00
25	ROYAL DUTCH SHELL PLC SPONS ADR A	04/28/09	1,122.34	1,502.75	380.41	72.00
8	ROYAL DUTCH SHELL PLC SPONS ADR A	12/21/09	473.64	480.88	7.24	23.00
56	RECKITT BENCKISER GR ADR	02/02/09	427.10	607.60	180.50	15.00
30	RECKITT BENCKISER GR ADR	04/24/09	241.20	325.50	84.30	8.00
21	REED ELSEVIER P L C SPONSORED ADR NEW	05/11/09	690.45	688.59	(1.86)	28.00
8	RICOH CO LTD NEW ADR	01/16/09	506.32	509.60	63.28	13.00
5	RICOH CO LTD NEW ADR	03/24/09	299.90	356.00	56.10	8.00
5	RICOH CO LTD NEW ADR	04/24/09	340.71	356.00	15.29	8.00
5	RICOH CO LTD NEW ADR	12/14/09	346.73	356.00	9.27	8.00
11	ROCHE HLDG LTD SPN ADR	01/09/08	511.76	464.20	(47.56)	8.00
6	ROCHE HLDG LTD SPN ADR	01/25/08	269.09	253.20	(15.89)	4.00


PLEASE SEE REVERSE SIDE
 Statement Period
 Year Ending 12/31/09 Account No
 2GM-04009



12100051000820012



MARTIN MASDEN CPA




CURRENT PORTFOLIO SUMMARY


Quantity	Security Description	Date Acquired	Total/Adj Cost Basis	Fiscal Year Value 12/31/09	Unrealized Gain or (Loss)	Est Annual Income
20	ROCHE HLDC LTD SPN ADR	05/08/08	802 18	844.00	41 82	14 00
25	ROCHE HLDC LTD SPN ADR	04/24/09	763.50	1 055.00	291 50	17 00
80	SENSIENT TECHNOLOGY CORP	11/23/05	1,463 65	2 104.00	640 35	61 00
60	ST JUDE MEDICAL INC	07/22/09	2,211 44	2,206 80	(4 64)	
20	ST JUDE MEDICAL INC	10/30/09	685 55	735 60	50 05	
116	SUMITOMO MITSU FINL ADR	09/10/06	716 92	330 60	(386 32)	6 00
49	SUMITOMO MITSU FINL ADR	09/25/08	316 17	139 65	(176 52)	3 00
95	SUMITOMO MITSU FINL ADR	04/27/09	309 64	270 75	(38.89)	5 00
118	SUMITOMO MITSU FINL ADR	05/11/09	493 20	336 30	(156 90)	6 00
5	SUMITOMO MITSU FINL ADR	05/21/09	19 93	14 25	(5 68)	1 00
64	SUMITOMO MITSU FINL ADR	05/22/09	255 87	182 40	(73 47)	4 00
121	SUMITOMO MITSU FINL ADR	12/01/09	388 70	344 85	(43 85)	7 00
12	SWISS REINS SPNSD ADR	09/16/03	604 01	578 28	(25.73)	1 00
10	SWISS REINS SPNSD ADR	04/24/09	236 50	481 90	245 40	1 00
6	SWISS REINS SPNSD ADR	05/13/09	196 74	289.14	92 40	1 00
7	SWISS REINS SPNSD ADR	08/19/09	297 62	337 33	39.71	1 00
1	SIEMENS AG ADR	12/15/05	84 06	91 70	7 64	2 00

Equities

PLEASE SEE REVERSE SIDE
 Statement Period
 Year Ending 12/31 09
 Account No
 2GM-04099



MARTIN MASDEN CPA




CURRENT PORTFOLIO SUMMARY

Quantity	Security Description	Date Acquired	Total/Adj Cost Basis	Fiscal Year Value 12/31/09	Unrealized Gain or (Loss)	Est Annual Income
5	SIEMENS AG ADR	02/25/08	655.89	458.50	(197.39)	9.00
10	SIEMENS AG ADR	08/28/08	1,104.02	917.00	(187.02)	18.00
1	SIEMENS AG ADR	09/23/08	99.35	91.70	(7.65)	2.00
15	SIEMENS AG ADR	04/24/09	977.93	1,375.50	397.57	27.00
10	SMITH-NPHW PLC SPADR NEW	08/27/09	432.80	512.50	79.70	7.00
20	SMITH-NPHW PLC SPADR NEW	08/28/09	873.27	1,025.00	151.73	14.00
9	SHINHAN FINL GRP SP ADR	10-14/09	744.47	668.52	(75.95)	
18	SANOFI AVENTIS SFON ADR	10/28/09	695.84	706.86	10.92	21.00
5	SYMRISE AG ADR	09/04/09	33.87	107.25	23.38	4.00
10	SYMRISE AG ADR	09/08/09	173.41	214.50	41.09	7.00
10	SYMRISE AG ADR	09/09/09	180.56	214.50	33.94	7.00
20	SYMRISE AG ADR	09/10/09	367.68	429.00	61.32	14.00
6	SYMRISE AG ADR	09/11/09	110.43	128.70	18.27	4.00
23	SUNCOR ENERGY INC NEW	09/03/09	689.84	812.13	122.29	
50	SOUTHWESTERN ENERGY CO	12/22/09	2,447.13	2,410.00	(37.13)	
30	STAPLES INC	06/25/08	753.27	737.70	(15.57)	10.00
25	STAPLES INC	09/11/08	614.62	614.75	0.13	9.00

PLEASE SEE REVERSE SIDE
 Page 05 of 171
 Statement Period Year Ending 12/31/09
 Account No 2GM-04009





MARTIN MASDEN CPA



CURRENT PORTFOLIO SUMMARY


Quantity	Security Description	Date Acquired	Total/Adj Cost Basis	Fiscal Year Value 12/31/09	Unrealized Gain or (Loss)	Est Annual Income
35	STAPLES INC	04/09/09	737 60	880 55	123 05	12 00
25	STAPLES INC	04/24/09	548 75	614 75	66 00	9 00
20	TECK RESOURCES LTD CLS B	12/09/09	685 79	699 40	13 61	
16	TOTAL S.A SP ADR	01/03/08	1,355 82	1,024 64	(331 18)	45 00
5	TOTAL S.A SP ADR	05/08/08	413 64	320 20	(93 44)	14 00
29	TOTAL S.A SP ADR	08/21/08	2,123 81	1,857 16	(266 65)	81 00
5	TOTAL S.A SP ADR	04/15/09	237 77	320 20	82 43	14 00
35	TOTAL S.A SP ADR	04/24/09	1,776 82	2,241 40	464 58	98 00
18	TESCO PLC SPNRD ADR	04/02/08	439 13	370 26	(68 87)	11 00
10	TESCO PLC SPNRD ADR	05/08/08	254 60	205 70	(48 90)	6 00
15	TESCO PLC SPNRD ADR	04/24/09	234 72	308 55	73 83	9 00
5	TELEFLEX INC	01/29/09	262 77	269 45	6 68	7 00
21	TELEFLEX INC	01/30/09	1,114 68	1,131 69	17 01	29 00
20	TELEFLEX INC	04/24/09	795 95	1 077 90	281 85	28 00
25	TOKIO MARINE HOLDINGS INC. TOKYO ADR	07/13/09	684 12	680 25	(3 87)	11 00
26	TAIWAN S MANUFACTURING ADR	12/18/08	207 97	297 44	89 47	10 00

Equities

PLEASE SEE REVERSE SIDE
 Page 36 of 171
 Statement Period Year Ending 12/31/09
 Account No 2GM-04009

ced12246

1/26/09 11:31



MARTIN MASDEN CPA




CURRENT PORTFOLIO SUMMARY

Quantity	Security Description	Date Acquired	Total/Adj Cost Basis	Fiscal Year Value 12/31/09	Unrealized Gain or (Loss)	Est Annual Income
Equities						
40	TAIWAN S MANUFCTRING ADR	04/24/09	362.40	457.60	95.20	15.00
62	TAIWAN S MANUFCTRING ADR	09/17/09	679.38	709.28	29.90	23.00
20	TAIWAN S MANUFCTRING ADR	10/28/09	196.27	228.80	32.53	8.00
27	TA'WAN S MANUFCTRING ADR	12/21/09	304.31	306.86	4.57	10.00
50	TARGET CORP COM	10/14/09	2,571.65	2,418.50	(153.15)	34.00
35	3M COMPANY	10/23/08	2,145.81	2,893.45	747.64	72.00
10	3M COMPANY	04/24/09	560.69	826.70	266.01	21.00
30	3M COMPANY	12/11/09	2,422.07	2,480.10	58.03	62.00
21	TNT N V ADR	08/28/08	802.41	646.20	(155.61)	5.00
6	TNT N V ADR	09/24/08	202.44	184.80	(17.64)	2.00
25	TNT N V ADR	04/24/09	438.25	770.00	331.75	5.00
60	TRAVELERS COS INC	11/23/05	2,796.61	2,991.60	194.99	80.00
5	TRAVELERS COS INC	05/08/08	252.89	249.30	(3.59)	7.00
95	TIME WAPNER INC SHS	05/01/09	1,998.81	2,768.30	769.49	72.00
15	TOMKINS PLC SP ADR	07/07/09	152.16	187.35	35.19	3.00
20	TOMKINS PLC SP ADR	07/08/09	184.91	249.80	64.89	4.00
5	TOMKINS PLC SP ADR	07/09/09	47.17	62.45	15.28	1.00




1013247

The Alexandria Business Foundation
 72-1311720
 2009 Form 990-PF Part II




MARTIN MASNEN CPA



CURRENT PORTFOLIO SUMMARY

Quantity	Security Description	Date Acquired	Total/Adj Cost Basis	Fiscal Year Value 12/31/09	Unrealized Gain or (Loss)	Est Annual Income
Equities						
10	TOMKINS PLC SP ADR	07/10/09	95.78	124.90	29.12	2.00
10	TOMKINS PLC SP ADR	07/14/09	100.23	124.90	24.67	2.00
85	UGI CORP NEW	11/23/05	1,877.66	2,056.15	178.49	68.00
35	UNITED PARCEL SVC CL B	03/27/09	1,752.60	2,007.95	255.35	63.00
15	UNITED PARCEL SVC CL B	04/02/09	799.58	860.55	60.97	27.00
5	UNITED PARCEL SVC CL B	04/24/09	264.70	286.85	22.15	9.00
21	UBS AG REG	12/16/08	279.77	325.71	45.94	
25	UBS AG REG	04/24/09	309.19	387.75	78.56	
40	UNION PACIFIC CORP	04/03/09	1,837.65	2,556.00	718.35	44.00
5	UNION PACIFIC CORP	04/24/09	244.83	319.50	74.67	6.00
10	UNION PACIFIC CORP	07/22/09	592.67	639.00	46.33	11.00
40	UNITED TECHS CORP COM	10/13/08	2,088.69	2,776.40	687.71	62.00
5	UNITED TECHS CORP COM	04/24/09	245.70	347.05	101.35	8.00
35	UNIVERSAL CORP VA	11/23/05	1,405.61	1,596.35	190.74	66.00
15	UNIVERSAL CORP VA	04/24/09	457.91	684.15	226.24	29.00
37	V F CORPORATION	11/23/05	2,066.08	2,709.88	643.80	89.00
5	V F CORPORATION	05/08/08	366.96	366.20	(0.76)	12.00

PLEASE SEE REVERSE SIDE
 Statement Period Year Ending 12/31/09
 Page 38 of 171
 Account No. 2GM-04009



MARTIN MASDEN CPA



CURRENT PORTFOLIO SUMMARY


Quantity	Security Description	Date Acquired	Total/Adj Cost Basis	Fiscal Year Value 12/31/09	Unrealized Gain or (Loss)	Est Annual Income
Equities						
55	VALERO ENERGY CORP NEW	04/16/09	1 172.44	921.25	(251.19)	33.00
55	VALERO ENERGY CORP NEW	04/20/09	1 106.44	921.25	(185.19)	33.00
35	VALERO ENERGY CORP NEW	04/28/09	735.59	586.25	(149.34)	21.00
20	VALERO ENERGY CORP NEW	08/11/09	364.80	335.00	(29.80)	12.00
58	VERIZON COMMUNICATNS COM	10/27/08	1,630.19	1 921.54	291.35	111.00
15	VERIZON COMMUNICATNS COM	02/27/09	430.35	496.95	66.60	29.00
15	VERIZON COMMUNICATNS COM	04/24/09	463.97	496.95	32.98	29.00
15	VERIZON COMMUNICATNS COM	08/11/09	460.34	496.95	36.61	29.00
13	VODAFONE GROF PLC SP ADR	11/21/06	334.48	300.17	(34.31)	17.00
14	VODAFONE GROF PLC SP ADR	02/11/08	464.51	323.26	(141.25)	19.00
11	VODAFONE GROF PLC SP ADR	07/29/06	292.31	253.99	(38.32)	15.00
35	VODAFONE GROF PLC SP ADR	04/24/09	655.59	808.15	172.56	46.00
13	VODAFONE GROF PLC SP ADR	12/17/09	295.97	300.17	4.20	17.00
60	WD 40 COMPANY DELAWARE	11/23/05	1 671.56	1,941.60	270.04	60.00
10	WD 40 COMPANY DELAWARE	05/12/08	325.40	523.60	(1.80)	10.00
50	WORLD FUEL SERVICES CRP	05/08/08	632.03	1,339.50	707.47	8.00
40	WORLD FUEL SERVICES CRP	05/12/08	542.46	1 071.60	529.14	6.00

PLEASE SEE REVERSE SIDE
 Page 35 of 171
 Statement Period Year Ending 12/31/09
 Account No 2GM-04009


509-2-048



21 10155-0000




MARTIN MASDEN CPA



CURRENT PORTFOLIO SUMMARY

Quantity	Security Description	Date Acquired	Total/Adj Cost Basis	Fiscal Year Value 12/31/09	Unrealized Gain or (Loss)	Est Annual Income
Equities						
65	WINDSTREAM CORP	08/22/06	833.72	714.35	(119.37)	65.00
60	WINDSTREAM CORP	08/23/06	766.23	659.40	(106.83)	60.00
80	WINDSTREAM CORP	10/16/06	1,102.03	879.20	(222.83)	80.00
39	WINDSTREAM CORP	10/17/06	533.26	425.61	(104.65)	39.00
75	WINDSTREAM CORP	05/08/08	925.24	824.25	(100.99)	75.00
10	WPP PLC ADR	09/16/08	472.37	436.50	14.13	13.00
12	WPP PLC ADR	09/25/08	543.65	533.30	40.15	16.00
15	WPP PLC ADR	04/24/09	473.97	729.75	255.78	19.00
20	WAL-MART STORES INC	05/27/08	1,139.48	1,069.00	(70.48)	22.00
10	WAL-MART STORES INC	07/09/08	584.36	534.50	(49.86)	11.00
10	WAL-MART STORES INC	09/11/08	624.59	534.50	(90.09)	11.00
5	WAL-MART STORES INC	04/24/09	240.75	257.25	26.50	6.00
15	WAL-MART STORES INC	07/06/09	718.12	801.75	83.63	17.00
5	WEIS MARKETS INC	11/23/05	211.50	181.80	(29.70)	6.00
5	WEIS MARKETS INC	02/22/07	217.49	181.80	(35.69)	6.00
10	WEIS MARKETS INC	05/13/08	327.18	363.60	36.42	12.00
15	WEIS MARKETS INC	05/14/08	511.07	545.40	34.33	18.00

PLEASE SEE REVERSE SIDE
 Statement Period
 Year Ending 12/31/09
 Account No 2GM-04009




MARTIN MASNEN CPA




CURRENT PORTFOLIO SUMMARY

Quantity	Security Description	Date Acquired	Total/Adj Cost Basis	Fiscal Year Value 12/31/09	Unrealized Gain or (Loss)	Est Annual Income
Equities						
5	WEIS MARKETS INC	07/15/09	185.36	181.80	(3.56)	6.00
5	WEIS MARKETS INC	07/16/09	184.67	181.80	(2.87)	6.00
10	WEIS MARKETS INC	07/17/09	373.44	363.60	(9.84)	12.00
15	WEIS MARKETS INC	08/11/09	481.42	545.40	63.98	18.00
7	WESTPAC BANKING ADR	12/24/09	777.70	791.14	13.44	35.00
5	WOLVERINE WORLD WIDE	10/02/08	128.74	135.10	7.36	3.00
5	WOLVERINE WORLD WIDE	10/03/08	129.99	136.10	6.11	3.00
15	WOLVERINE WORLD WIDE	10/06/08	381.56	408.30	26.74	7.00
20	WOLVERINE WORLD WIDE	10/09/08	484.29	544.40	60.11	9.00
15	WOLVERINE WORLD WIDE	10/10/08	350.06	408.30	58.24	7.00
25	WOLVERINE WORLD WIDE	04/24/09	538.86	680.50	141.64	11.00
55	XEROX CORP	06/27/08	739.27	465.30	(273.97)	10.00
85	XEROX CORP	06/30/08	1,157.87	719.10	(438.77)	15.00
15	XEROX CORP	07/03/08	201.59	126.90	(74.69)	3.00
20	XEROX CORP	07/07/08	269.34	189.20	(80.14)	4.00
100	XEROX CORP	07/08/08	1,355.07	846.00	(509.07)	17.00
40	XEROX CORP	08/11/09	338.40	338.40		7.00





MARTIN MASDEN CPA



CURRENT PORTFOLIO SUMMARY

Quantity	Security Description	Date Acquired	Total/Adj Cost Basis	Fiscal Year Value 12/31/09	Unrealized Gain or (Loss)	Est Annual Income
Equities						
155	YAHOO INC	08/05/09	2,439.43	2,766.70	329.27	
40	YAHOO INC	10/08/09	712.58	671.20	(41.38)	18.00
15	WASTE MANAGEMENT INC NEW	01/23/03	444.29	507.15	62.86	29.00
25	WASTE MANAGEMENT INC NEW	01/24/08	759.95	845.25	85.29	18.00
15	WASTE MANAGEMENT INC NEW	02/01/08	-494.28	507.15	12.67	53.00
45	WASTE MANAGEMENT INC NEW	02/04/08	1,496.83	1,521.45	24.62	18.30
15	WASTE MANAGEMENT INC NEW	08/11/09	434.69	507.15	72.46	
35	WYNN RESORTS LTD	09/28/09	2,473.39	2,038.05	(435.34)	
	Total Equities		446,369.23	493,576.95	47,207.72	13,551.00
Mutual Funds/Closed End Funds/UIT						
3 910	FIXED INCOME SHARES SERIES C F CL INSTL	11/30/05	45,539.16	47,682.90	2,123.74	
5 347	FIXED INCOME SHARES SERIES M F CL INSTL	11/30/05	57,306.68	51,598.55	(5,708.13)	
	Total Mutual Funds/Closed End Funds/UIT		102,845.84	99,261.45	(3,584.39)	0.00

PLEASE SEE REVERSE SIDE
 Page 42 of 171
 Statement Period Year Ending 12/31/09
 Account No 2GM-02f09

Application for Extension of Time To File an Exempt Organization Return

Department of the Treasury
Internal Revenue Service

► **File a separate application for each return.**

- If you are filing for an **Automatic 3-Month Extension**, complete only **Part I** and check this box
 - If you are filing for an **Additional (Not Automatic) 3-Month Extension**, complete only **Part II** (on page 2 of this form).
- Do not complete Part II unless** you have already been granted an automatic 3-month extension on a previously filed Form 8868.

Part I Automatic 3-Month Extension of Time. Only submit original (no copies needed).

A corporation required to file Form 990-T and requesting an automatic 6-month extension – check this box and complete Part I only

All other corporations (including 1120-C filers), partnerships, REMICS, and trusts must use Form 7004 to request an extension of time to file income tax returns

Electronic Filing (e-file). Generally, you can electronically file Form 8868 if you want a 3-month automatic extension of time to file one of the returns noted below (6 months for a corporation required to file Form 990-T). However, you cannot file Form 8868 electronically if (1) you want the additional (not automatic) 3-month extension or (2) you file Forms 990-BL, 6069, or 8870, group returns, or a composite or consolidated Form 990-T. Instead, you must submit the fully completed and signed page 2 (Part II) of Form 8868. For more details on the electronic filing of this form, visit www.irs.gov/efile and click on *e-file for Charities & Nonprofits*

Type or print	Name of Exempt Organization THE ALEXANDRIA BUSINESS FOUNDATION	Employer identification number 72-1311720
File by the due date for filing your return. See instructions	Number, street, and room or suite number. If a P O box, see instructions 3330 MASONIC DRIVE	
	City, town or post office, state, and ZIP code. For a foreign address, see instructions ALEXANDRIA, LA 71301	

Check type of return to be filed (file a separate application for each return).

- | | | |
|---|--|------------------------------------|
| <input type="checkbox"/> Form 990 | <input type="checkbox"/> Form 990-T (corporation) | <input type="checkbox"/> Form 4720 |
| <input type="checkbox"/> Form 990-BL | <input type="checkbox"/> Form 990-T (section 401(a) or 408(a) trust) | <input type="checkbox"/> Form 5227 |
| <input type="checkbox"/> Form 990-EZ | <input type="checkbox"/> Form 990-T (trust other than above) | <input type="checkbox"/> Form 6069 |
| <input checked="" type="checkbox"/> Form 990-PF | <input type="checkbox"/> Form 1041-A | <input type="checkbox"/> Form 8870 |

• The books are in the care of ► **STEPHEN WRIGHT**

Telephone No. ► **318 448 6700** FAX No ► _____

- If the organization does not have an office or place of business in the United States, check this box
- If this is for a Group Return, enter the organization's four digit Group Exemption Number (GEN) _____. If this is for the whole group, check this box . If it is for part of the group, check this box and attach a list with the names and EINs of all members the extension will cover.

1 I request an automatic 3-month (6 months for a corporation required to file Form 990-T) extension of time until 8/15, 2010, to file the exempt organization return for the organization named above. The extension is for the organization's return for:
 ► calendar year 2009 or
 ► tax year beginning _____, 20____, and ending _____, 20____.

2 If this tax year is for less than 12 months, check reason: Initial return Final return Change in accounting period

3a If this application is for Form 990-BL, 990-PF, 990-T, 4720, or 6069, enter the tentative tax, less any nonrefundable credits. See instructions	3a	\$	234.
b If this application is for Form 990-PF or 990-T, enter any refundable credits and estimated tax payments made. Include any prior year overpayment allowed as a credit	3b	\$	1,130.
c Balance Due. Subtract line 3b from line 3a. Include your payment with this form, or, if required, deposit with FTD coupon or, if required, by using EFTPS (Electronic Federal Tax Payment System) See instructions	3c	\$	0.

Caution. If you are going to make an electronic fund withdrawal with this Form 8868, see Form 8453-EO and Form 8879-EO for payment instructions.

BAA For Privacy Act and Paperwork Reduction Act Notice, see instructions.