



See a Social Security Number? Say Something!  
Report Privacy Problems to <https://public.resource.org/privacy>  
Or call the IRS Identity Theft Hotline at 1-800-908-4490



**Return of Private Foundation  
or Section 4947(a)(1) Nonexempt Charitable Trust  
Treated as a Private Foundation**

**2009**

Department of the Treasury  
Internal Revenue Service


**Note** The foundation may be able to use a copy of this return to satisfy state reporting requirements

For calendar year 2009, or tax year beginning \_\_\_\_\_, and ending \_\_\_\_\_

G Check all that apply:  Initial return  Initial return of a former public charity  Final return  
 Amended return  Address change  Name change

Use the IRS label Otherwise, print or type See Specific Instructions	Name of foundation <b>THE DONANT FOUNDATION</b>		A Employer identification number <b>68-0414080</b>	
	Number and street (or P O box number if mail is not delivered to street address) <b>P.O. BOX 255009</b>		B Telephone number <b>916-737-8640</b>	
	City or town, state, and ZIP code <b>SACRAMENTO, CA 95865-5009</b>		C If exemption application is pending, check here <input type="checkbox"/> D 1 Foreign organizations, check here <input type="checkbox"/> 2 Foreign organizations meeting the 85% test, check here and attach computation <input type="checkbox"/>	
H Check type of organization: <input type="checkbox"/> Section 501(c)(3) exempt private foundation <input type="checkbox"/> Section 4947(a)(1) nonexempt charitable trust <input checked="" type="checkbox"/> Other taxable private foundation				
I Fair market value of all assets at end of year (from Part II, col. (c), line 16) \$ <b>2,239,679.</b> (Part I, column (d) must be on cash basis)		J Accounting method: <input checked="" type="checkbox"/> Cash <input type="checkbox"/> Accrual <input type="checkbox"/> Other (specify) _____		
E If private foundation status was terminated under section 507(b)(1)(A), check here <input type="checkbox"/> F If the foundation is in a 60-month termination under section 507(b)(1)(B), check here <input type="checkbox"/>				

Part I Analysis of Revenue and Expenses <small>(The total of amounts in columns (b), (c), and (d) may not necessarily equal the amounts in column (a))</small>		(a) Revenue and expenses per books	(b) Net investment income	(c) Adjusted net income	(d) Disbursements for charitable purposes (cash basis only)
Revenue	1 Contributions, gifts, grants, etc., received			<b>N/A</b>	
	2 Check <input checked="" type="checkbox"/> if the foundation is not required to attach Sch B				
	3 Interest on savings and temporary cash investments	7,051.	7,051.		<b>STATEMENT 1</b>
	4 Dividends and interest from securities	40,768.	40,768.		<b>STATEMENT 2</b>
	5a Gross rents				
	b Net rental income or (loss)				
	6a Net gain or (loss) from sale of assets not on line 10	-87,185.			
	b Gross sales price for all assets on line 6a	475,298.			
	7 Capital gain net income (from Part IV, line 2)		0.		
	8 Net short-term capital gain				
	9 Income modifications				
	10a Gross sales less returns and allowances				
b Less Cost of goods sold					
c Gross profit or (loss)					
11 Other income					
12 Total. Add lines 1 through 11	-39,366.	47,819.			
Operating and Administrative Expenses	13 Compensation of officers, directors, trustees, etc	0.	0.		0.
	14 Other employee salaries and wages				
	15 Pension plans, employee benefits				
	16a Legal fees	3,105.	0.		3,105.
	b Accounting fees	2,900.	0.		2,900.
	c Other professional fees				
	17 Interest				
	18 Taxes	917.	882.		35.
	19 Depreciation and depletion				
	20 Occupancy				
	21 Travel, conferences, and meetings				
	22 Printing and publications				
	23 Other expenses	11,171.	4,328.		6,843.
	24 Total operating and administrative expenses. Add lines 13 through 23	18,093.	5,210.		12,883.
	25 Contributions, gifts, grants paid	114,500.			114,500.
26 Total expenses and disbursements. Add lines 24 and 25	132,593.	5,210.		127,383.	
27 Subtract line 26 from line 12:					
a Excess of revenue over expenses and disbursements	-171,959.				
b Net investment income (if negative, enter -0-)		42,609.			
c Adjusted net income (if negative, enter -0-)			<b>N/A</b>		



SCANNED MAY 21 2010

L2P

Part II Balance Sheets		Attached schedules and amounts in the description column should be for end-of-year amounts only		Beginning of year	End of year	
		(a) Book Value	(b) Book Value	(c) Fair Market Value		
Assets	1	Cash - non-interest-bearing				
	2	Savings and temporary cash investments		4,065.	10,162.	10,162.
	3	Accounts receivable ▶ 1.				
		Less: allowance for doubtful accounts ▶		221.	1.	1.
	4	Pledges receivable ▶				
		Less: allowance for doubtful accounts ▶				
	5	Grants receivable				
	6	Receivables due from officers, directors, trustees, and other disqualified persons				
	7	Other notes and loans receivable ▶				
		Less: allowance for doubtful accounts ▶				
	8	Inventories for sale or use				
	9	Prepaid expenses and deferred charges				
	10a	Investments - U.S. and state government obligations				
	b	Investments - corporate stock STMT 8		2,602,846.	2,427,979.	2,229,516.
	c	Investments - corporate bonds				
	11	Investments - land, buildings, and equipment basis ▶				
	Less accumulated depreciation ▶					
12	Investments - mortgage loans					
13	Investments - other					
14	Land, buildings, and equipment: basis ▶					
	Less accumulated depreciation ▶					
15	Other assets (describe ▶ )					
16	<b>Total assets (to be completed by all filers)</b>		2,607,132.	2,438,142.	2,239,679.	
Liabilities	17	Accounts payable and accrued expenses				
	18	Grants payable				
	19	Deferred revenue				
	20	Loans from officers, directors, trustees, and other disqualified persons				
	21	Mortgages and other notes payable				
	22	Other liabilities (describe ▶ )				
23	<b>Total liabilities (add lines 17 through 22)</b>		0.	0.		
Net Assets or Fund Balances	Foundations that follow SFAS 117, check here ▶ <input checked="" type="checkbox"/> and complete lines 24 through 26 and lines 30 and 31.					
	24	Unrestricted		2,607,132.	2,438,142.	
	25	Temporarily restricted				
	26	Permanently restricted				
	Foundations that do not follow SFAS 117, check here ▶ <input type="checkbox"/> and complete lines 27 through 31.					
	27	Capital stock, trust principal, or current funds				
	28	Paid-in or capital surplus, or land, bldg., and equipment fund				
	29	Retained earnings, accumulated income, endowment, or other funds				
	30	<b>Total net assets or fund balances</b>		2,607,132.	2,438,142.	
31	<b>Total liabilities and net assets/fund balances</b>		2,607,132.	2,438,142.		

Part III Analysis of Changes in Net Assets or Fund Balances

1	Total net assets or fund balances at beginning of year - Part II, column (a), line 30 (must agree with end-of-year figure reported on prior year's return)	1	2,607,132.
2	Enter amount from Part I, line 27a	2	-171,959.
3	Other increases not included in line 2 (itemize) ▶ SEE STATEMENT 7	3	2,969.
4	Add lines 1, 2, and 3	4	2,438,142.
5	Decreases not included in line 2 (itemize) ▶	5	0.
6	<b>Total net assets or fund balances at end of year (line 4 minus line 5) - Part II, column (b), line 30</b>	6	<b>2,438,142.</b>

**Part IV Capital Gains and Losses for Tax on Investment Income**

(a) List and describe the kind(s) of property sold (e.g., real estate, 2-story brick warehouse, or common stock, 200 shs. MLC Co.)		(b) How acquired P - Purchase D - Donation	(c) Date acquired (mo., day, yr.)	(d) Date sold (mo., day, yr.)
1a				
b SEE ATTACHED STATEMENTS				
c				
d				
e				
(e) Gross sales price	(f) Depreciation allowed (or allowable)	(g) Cost or other basis plus expense of sale	(h) Gain or (loss) (e) plus (f) minus (g)	
a				
b				
c				
d				
e	475,298.	562,483.	-87,185.	
Complete only for assets showing gain in column (h) and owned by the foundation on 12/31/69				(l) Gains (Col. (h) gain minus col. (k), but not less than -0-) or Losses (from col. (h))
(i) F.M.V. as of 12/31/69	(j) Adjusted basis as of 12/31/69	(k) Excess of col. (i) over col. (j), if any		
a				
b				
c				
d				
e			-87,185.	
2 Capital gain net income or (net capital loss)		{ If gain, also enter in Part I, line 7 If (loss), enter -0- in Part I, line 7		2 -87,185.
3 Net short-term capital gain or (loss) as defined in sections 1222(5) and (6). If gain, also enter in Part I, line 8, column (c). If (loss), enter -0- in Part I, line 8		{		3 N/A

**Part V Qualification Under Section 4940(e) for Reduced Tax on Net Investment Income**

(For optional use by domestic private foundations subject to the section 4940(a) tax on net investment income.)

If section 4940(d)(2) applies, leave this part blank.

Was the foundation liable for the section 4942 tax on the distributable amount of any year in the base period?  Yes  No

If "Yes," the foundation does not qualify under section 4940(e). Do not complete this part.

1 Enter the appropriate amount in each column for each year, see instructions before making any entries

(a) Base period years Calendar year (or tax year beginning in)	(b) Adjusted qualifying distributions	(c) Net value of noncharitable-use assets	(d) Distribution ratio (col. (b) divided by col. (c))
2008	145,214.	2,539,210.	.057189
2007	144,599.	2,968,498.	.048711
2006	118,333.	2,605,465.	.045417
2005	26,103.	918,414.	.028422
2004	2,617.	582,263.	.004495
2 Total of line 1, column (d)			2 .184234
3 Average distribution ratio for the 5-year base period - divide the total on line 2 by 5, or by the number of years the foundation has been in existence if less than 5 years			3 .036847
4 Enter the net value of noncharitable-use assets for 2009 from Part X, line 5			4 2,045,065.
5 Multiply line 4 by line 3			5 75,355.
6 Enter 1% of net investment income (1% of Part I, line 27b)			6 426.
7 Add lines 5 and 6			7 75,781.
8 Enter qualifying distributions from Part XII, line 4 If line 8 is equal to or greater than line 7, check the box in Part VI, line 1b, and complete that part using a 1% tax rate. See the Part VI instructions.			8 127,383.

THE DONANT FOUNDATION

Part IV Capital Gains and Losses for Tax on Investment Income

(a) List and describe the kind(s) of property sold, e.g., real estate, 2-story brick warehouse; or common stock, 200 shs. MLC Co.	(b) How acquired P - Purchase D - Donation	(c) Date acquired (mo., day, yr.)	(d) Date sold (mo., day, yr.)
1a BRANDES GLOBAL S/T	P	VARIOUS	VARIOUS
b BRANDES GLOBAL L/T	P	VARIOUS	VARIOUS
c FRED ALGER S/T	P	VARIOUS	VARIOUS
d FRED ALGER L/T	P	VARIOUS	VARIOUS
e KAYNE SMALL VALUE S/T	P	VARIOUS	VARIOUS
f KAYNE SMALL VALUE L/T	P	VARIOUS	VARIOUS
g SYSTEMATIC MID VALUE S/T	P	VARIOUS	VARIOUS
h SYSTEMATIC MID VALUE L/T	P	VARIOUS	VARIOUS
i WELLS FARGO ADVISORS S/T	P	VARIOUS	VARIOUS
j WELLS FARGO ADVISORS L/T	P	VARIOUS	VARIOUS
k FFCB BD 6%	P	03/15/07	01/15/09
l FFCB BD 6.05%	P	02/02/07	02/02/09
m HSBC HOLDINGS FRACTIONAL SHARE	P	05/07/09	05/28/09
n STARBUCKS CORPORATION	P	08/23/07	10/13/09
o STARBUCKS CORPORATION	P	08/28/08	10/13/09

(e) Gross sales price	(f) Depreciation allowed (or allowable)	(g) Cost or other basis plus expense of sale	(h) Gain or (loss) (e) plus (f) minus (g)
a 3,860.		4,269.	-409.
b 22,194.		50,783.	-28,589.
c 27,889.		27,643.	246.
d 21,360.		30,759.	-9,399.
e 1,138.		2,478.	-1,340.
f 10,737.		19,937.	-9,200.
g 73,173.		75,996.	-2,823.
h 26,779.		33,489.	-6,710.
i 3.			3.
j 69,995.		89,606.	-19,611.
k 65,000.		65,000.	0.
l 65,000.		65,000.	0.
m 8.		14.	-6.
n 10,100.		13,515.	-3,415.
o 10,100.		7,944.	2,156.

Complete only for assets showing gain in column (h) and owned by the foundation on 12/31/69

(i) F.M.V. as of 12/31/69	(j) Adjusted basis as of 12/31/69	(k) Excess of col. (i) over col. (j), if any	(l) Losses (from col. (h)) Gains (excess of col. (h) gain over col. (k), but not less than "-0-")
a			-409.
b			-28,589.
c			246.
d			-9,399.
e			-1,340.
f			-9,200.
g			-2,823.
h			-6,710.
i			3.
j			-19,611.
k			0.
l			0.
m			-6.
n			-3,415.
o			2,156.

2 Capital gain net income or (net capital loss) { If gain, also enter in Part I, line 7 If (loss), enter "-0-" in Part I, line 7 }	2	
3 Net short-term capital gain or (loss) as defined in sections 1222(5) and (6): If gain, also enter in Part I, line 8, column (c). If (loss), enter "-0-" in Part I, line 8	3	

THE DONANT FOUNDATION

Part IV Capital Gains and Losses for Tax on Investment Income

(a) List and describe the kind(s) of property sold, e.g., real estate, 2-story brick warehouse; or common stock, 200 shs. MLC Co.	(b) How acquired P - Purchase D - Donation	(c) Date acquired (mo., day, yr.)	(d) Date sold (mo., day, yr.)
1a CHEESECAKE FACTORY	P	08/23/09	10/14/09
b FFCB BD 6%	P	10/26/07	10/26/09
c CAPITAL GAINS DIVIDENDS			
d			
e			
f			
g			
h			
i			
j			
k			
l			
m			
n			
o			

(e) Gross sales price	(f) Depreciation allowed (or allowable)	(g) Cost or other basis plus expense of sale	(h) Gain or (loss) (e) plus (f) minus (g)
a 17,950.		26,050.	-8,100.
b 50,000.		50,000.	0.
c 12.			12.
d			
e			
f			
g			
h			
i			
j			
k			
l			
m			
n			
o			

Complete only for assets showing gain in column (h) and owned by the foundation on 12/31/69			(l) Losses (from col. (h)) Gains (excess of col. (h) gain over col. (k), but not less than "-0-")
(i) F.M.V. as of 12/31/69	(j) Adjusted basis as of 12/31/69	(k) Excess of col. (i) over col. (j), if any	
a			-8,100.
b			0.
c			12.
d			
e			
f			
g			
h			
i			
j			
k			
l			
m			
n			
o			

2 Capital gain net income or (net capital loss) { If gain, also enter in Part I, line 7 If (loss), enter "-0-" in Part I, line 7 }	2	-87,185.
3 Net short-term capital gain or (loss) as defined in sections 1222(5) and (6): If gain, also enter in Part I, line 8, column (c). If (loss), enter "-0-" in Part I, line 8	3	N/A

**Part VI Excise Tax Based on Investment Income (Section 4940(a), 4940(b), 4940(e), or 4948 - see instructions)**

1a	Exempt operating foundations described in section 4940(d)(2), check here <input type="checkbox"/> and enter "N/A" on line 1. Date of ruling or determination letter: _____ (attach copy of letter if necessary-see instructions)		
b	Domestic foundations that meet the section 4940(e) requirements in Part V, check here <input checked="" type="checkbox"/> and enter 1% of Part I, line 27b	1	426.
c	All other domestic foundations enter 2% of line 27b. Exempt foreign organizations enter 4% of Part I, line 12, col. (b)		
2	Tax under section 511 (domestic section 4947(a)(1) trusts and taxable foundations only. Others enter -0-)	2	0.
3	Add lines 1 and 2	3	426.
4	Subtitle A (income) tax (domestic section 4947(a)(1) trusts and taxable foundations only. Others enter -0-)	4	0.
5	Tax based on investment income Subtract line 4 from line 3. If zero or less, enter -0-	5	426.
6	Credits/Payments:		
a	2009 estimated tax payments and 2008 overpayment credited to 2009	6a	720.
b	Exempt foreign organizations - tax withheld at source	6b	
c	Tax paid with application for extension of time to file (Form 8868)	6c	
d	Backup withholding erroneously withheld	6d	
7	Total credits and payments. Add lines 6a through 6d	7	720.
8	Enter any penalty for underpayment of estimated tax. Check here <input type="checkbox"/> if Form 2220 is attached	8	
9	Tax due If the total of lines 5 and 8 is more than line 7, enter amount owed	9	
10	Overpayment. If line 7 is more than the total of lines 5 and 8, enter the amount overpaid	10	294.
11	Enter the amount of line 10 to be Credited to 2010 estimated tax <input checked="" type="checkbox"/> 294. Refunded <input checked="" type="checkbox"/>	11	0.

**Part VII-A Statements Regarding Activities**

	Yes	No
1a		X
1b		X
1c		X
d		
e		
2		X
3		X
4a		X
4b		
5		X
6	X	
7	X	
8a		
8b	X	
9		X
10		X

**Part VII-A Statements Regarding Activities** (continued)

11	At any time during the year, did the foundation, directly or indirectly, own a controlled entity within the meaning of section 512(b)(13)? If "Yes," attach schedule (see instructions)	11		X
12	Did the foundation acquire a direct or indirect interest in any applicable insurance contract before August 17, 2008?	12		X
13	Did the foundation comply with the public inspection requirements for its annual returns and exemption application? Website address ▶ <u>N/A</u>	13	X	
14	The books are in care of ▶ <u>RALPH YERXA</u> Telephone no. ▶ <u>916-737-8640</u> Located at ▶ <u>P.O. BOX 255009, SACRAMENTO, CA</u> ZIP+4 ▶ <u>95865-5009</u>			
15	Section 4947(a)(1) nonexempt charitable trusts filing Form 990-PF in lieu of Form 1041 - Check here and enter the amount of tax-exempt interest received or accrued during the year ▶   15			N/A

**Part VII-B Statements Regarding Activities for Which Form 4720 May Be Required**

File Form 4720 if any item is checked in the "Yes" column, unless an exception applies.

	Yes	No
<b>1a</b> During the year did the foundation (either directly or indirectly):		
(1) Engage in the sale or exchange, or leasing of property with a disqualified person? <input type="checkbox"/> Yes <input checked="" type="checkbox"/> No		
(2) Borrow money from, lend money to, or otherwise extend credit to (or accept it from) a disqualified person? <input type="checkbox"/> Yes <input checked="" type="checkbox"/> No		
(3) Furnish goods, services, or facilities to (or accept them from) a disqualified person? <input type="checkbox"/> Yes <input checked="" type="checkbox"/> No		
(4) Pay compensation to, or pay or reimburse the expenses of, a disqualified person? <input type="checkbox"/> Yes <input checked="" type="checkbox"/> No		
(5) Transfer any income or assets to a disqualified person (or make any of either available for the benefit or use of a disqualified person)? <input type="checkbox"/> Yes <input checked="" type="checkbox"/> No		
(6) Agree to pay money or property to a government official? (Exception. Check "No" if the foundation agreed to make a grant to or to employ the official for a period after termination of government service, if terminating within 90 days.) <input type="checkbox"/> Yes <input checked="" type="checkbox"/> No		
<b>b</b> If any answer is "Yes" to 1a(1)-(6), did any of the acts fail to qualify under the exceptions described in Regulations section 53.4941(d)-3 or in a current notice regarding disaster assistance (see page 20 of the instructions)? Organizations relying on a current notice regarding disaster assistance check here <u>N/A</u> ▶ <input type="checkbox"/>	1b	
<b>c</b> Did the foundation engage in a prior year in any of the acts described in 1a, other than excepted acts, that were not corrected before the first day of the tax year beginning in 2009?	1c	X
<b>2</b> Taxes on failure to distribute income (section 4942) (does not apply for years the foundation was a private operating foundation defined in section 4942(j)(3) or 4942(j)(5)).		
<b>a</b> At the end of tax year 2009, did the foundation have any undistributed income (lines 6d and 6e, Part XIII) for tax year(s) beginning before 2009? <input type="checkbox"/> Yes <input checked="" type="checkbox"/> No If "Yes," list the years ▶ _____, _____, _____		
<b>b</b> Are there any years listed in 2a for which the foundation is not applying the provisions of section 4942(a)(2) (relating to incorrect valuation of assets) to the year's undistributed income? (If applying section 4942(a)(2) to all years listed, answer "No" and attach statement - see instructions.) <u>N/A</u>	2b	
<b>c</b> If the provisions of section 4942(a)(2) are being applied to any of the years listed in 2a, list the years here. ▶ _____, _____, _____		
<b>3a</b> Did the foundation hold more than a 2% direct or indirect interest in any business enterprise at any time during the year? <input type="checkbox"/> Yes <input checked="" type="checkbox"/> No		
<b>b</b> If "Yes," did it have excess business holdings in 2009 as a result of (1) any purchase by the foundation or disqualified persons after May 26, 1969, (2) the lapse of the 5-year period (or longer period approved by the Commissioner under section 4943(c)(7)) to dispose of holdings acquired by gift or bequest; or (3) the lapse of the 10-, 15-, or 20-year first phase holding period? (Use Schedule C, Form 4720, to determine if the foundation had excess business holdings in 2009.) <u>N/A</u>	3b	
<b>4a</b> Did the foundation invest during the year any amount in a manner that would jeopardize its charitable purposes?	4a	X
<b>b</b> Did the foundation make any investment in a prior year (but after December 31, 1969) that could jeopardize its charitable purpose that had not been removed from jeopardy before the first day of the tax year beginning in 2009?	4b	X

**Part VII-B Statements Regarding Activities for Which Form 4720 May Be Required** (continued)

5a During the year did the foundation pay or incur any amount to:

- (1) Carry on propaganda, or otherwise attempt to influence legislation (section 4945(e))?  Yes  No
- (2) Influence the outcome of any specific public election (see section 4955); or to carry on, directly or indirectly, any voter registration drive?  Yes  No
- (3) Provide a grant to an individual for travel, study, or other similar purposes?  Yes  No
- (4) Provide a grant to an organization other than a charitable, etc., organization described in section 509(a)(1), (2), or (3), or section 4940(d)(2)?  Yes  No
- (5) Provide for any purpose other than religious, charitable, scientific, literary, or educational purposes, or for the prevention of cruelty to children or animals?  Yes  No

b If any answer is "Yes" to 5a(1)-(5), did any of the transactions fail to qualify under the exceptions described in Regulations section 53.4945 or in a current notice regarding disaster assistance (see instructions)?  Yes  No  
 Organizations relying on a current notice regarding disaster assistance check here  N/A

c If the answer is "Yes" to question 5a(4), does the foundation claim exemption from the tax because it maintained expenditure responsibility for the grant?  Yes  No  
 If "Yes," attach the statement required by Regulations section 53.4945-5(d). N/A

6a Did the foundation, during the year, receive any funds, directly or indirectly, to pay premiums on a personal benefit contract?  Yes  No

b Did the foundation, during the year, pay premiums, directly or indirectly, on a personal benefit contract?  Yes  No  
 If "Yes" to 6b, file Form 8870

7a At any time during the tax year, was the foundation a party to a prohibited tax shelter transaction?  Yes  No

b If yes, did the foundation receive any proceeds or have any net income attributable to the transaction?  Yes  No

5b			
6b			X
7b			

**Part VIII Information About Officers, Directors, Trustees, Foundation Managers, Highly Paid Employees, and Contractors**

1 List all officers, directors, trustees, foundation managers and their compensation.

(a) Name and address	(b) Title, and average hours per week devoted to position	(c) Compensation (If not paid, enter -0-)	(d) Contributions to employee benefit plans and deferred compensation	(e) Expense account, other allowances
MICHAEL P. LIEN P.O. BOX 255009 SACRAMENTO, CA 958655009	PRESIDENT 1.00	0.	0.	0.
NORMAN LIEN P.O. BOX 255009 SACRAMENTO, CA 958655009	SECRETARY & CFO 1.00	0.	0.	0.
TIMOTHY S. LIEN P.O. BOX 255009 SACRAMENTO, CA 958655009	VICE-PRESIDENT & ASST SEC. 1.00	0.	0.	0.
DOROTHY P. LIEN P.O. BOX 255009 SACRAMENTO, CA 958655009	DIRECTOR 1.00	0.	0.	0.

2 Compensation of five highest-paid employees (other than those included on line 1). If none, enter "NONE."

(a) Name and address of each employee paid more than \$50,000	(b) Title, and average hours per week devoted to position	(c) Compensation	(d) Contributions to employee benefit plans and deferred compensation	(e) Expense account, other allowances
NONE				

Total number of other employees paid over \$50,000 0

Part VIII

Information About Officers, Directors, Trustees, Foundation Managers, Highly Paid Employees, and Contractors (continued)

3 Five highest-paid independent contractors for professional services. If none, enter "NONE."

(a) Name and address of each person paid more than \$50,000	(b) Type of service	(c) Compensation
NONE		

Total number of others receiving over \$50,000 for professional services 0

Part IX-A Summary of Direct Charitable Activities

List the foundation's four largest direct charitable activities during the tax year. Include relevant statistical information such as the number of organizations and other beneficiaries served, conferences convened, research papers produced, etc.	Expenses
1 N/A	
2	
3	
4	

Part IX-B Summary of Program-Related Investments

Describe the two largest program-related investments made by the foundation during the tax year on lines 1 and 2.	Amount
1 N/A	
2	
All other program-related investments. See instructions.	
3	
Total. Add lines 1 through 3	0.

**Part X Minimum Investment Return** (All domestic foundations must complete this part. Foreign foundations, see instructions.)

1 Fair market value of assets not used (or held for use) directly in carrying out charitable, etc., purposes:		
a Average monthly fair market value of securities	1a	2,067,268.
b Average of monthly cash balances	1b	8,940.
c Fair market value of all other assets	1c	
d Total (add lines 1a, b, and c)	1d	2,076,208.
e Reduction claimed for blockage or other factors reported on lines 1a and 1c (attach detailed explanation)	1e	0.
2 Acquisition indebtedness applicable to line 1 assets	2	0.
3 Subtract line 2 from line 1d	3	2,076,208.
4 Cash deemed held for charitable activities. Enter 1 1/2% of line 3 (for greater amount, see instructions)	4	31,143.
5 Net value of noncharitable-use assets. Subtract line 4 from line 3. Enter here and on Part V, line 4	5	2,045,065.
6 Minimum investment return. Enter 5% of line 5	6	102,253.

**Part XI Distributable Amount** (see instructions) (Section 4942(j)(3) and (j)(5) private operating foundations and certain foreign organizations check here  and do not complete this part.)

1 Minimum investment return from Part X, line 6	1	102,253.
2a Tax on investment income for 2009 from Part VI, line 5	2a	426.
b Income tax for 2009. (This does not include the tax from Part VI.)	2b	
c Add lines 2a and 2b	2c	426.
3 Distributable amount before adjustments. Subtract line 2c from line 1	3	101,827.
4 Recoveries of amounts treated as qualifying distributions	4	0.
5 Add lines 3 and 4	5	101,827.
6 Deduction from distributable amount (see instructions)	6	0.
7 Distributable amount as adjusted. Subtract line 6 from line 5. Enter here and on Part XIII, line 1	7	101,827.

**Part XII Qualifying Distributions** (see instructions)

1 Amounts paid (including administrative expenses) to accomplish charitable, etc., purposes:		
a Expenses, contributions, gifts, etc. - total from Part I, column (d), line 26	1a	127,383.
b Program-related investments - total from Part IX-B	1b	0.
2 Amounts paid to acquire assets used (or held for use) directly in carrying out charitable, etc., purposes	2	
3 Amounts set aside for specific charitable projects that satisfy the:		
a Suitability test (prior IRS approval required)	3a	
b Cash distribution test (attach the required schedule)	3b	
4 Qualifying distributions. Add lines 1a through 3b. Enter here and on Part V, line 8, and Part XIII, line 4	4	127,383.
5 Foundations that qualify under section 4940(e) for the reduced rate of tax on net investment income. Enter 1% of Part I, line 27b	5	426.
6 Adjusted qualifying distributions. Subtract line 5 from line 4	6	126,957.

**Note** The amount on line 6 will be used in Part V, column (b), in subsequent years when calculating whether the foundation qualifies for the section 4940(e) reduction of tax in those years.

**Part XIII Undistributed Income** (see instructions)

	(a) Corpus	(b) Years prior to 2008	(c) 2008	(d) 2009
1 Distributable amount for 2009 from Part XI, line 7				101,827.
2 Undistributed income, if any, as of the end of 2009				
a Enter amount for 2008 only			29,545.	
b Total for prior years:		0.		
3 Excess distributions carryover, if any, to 2009:				
a From 2004				
b From 2005				
c From 2006				
d From 2007				
e From 2008				
f Total of lines 3a through e	0.			
4 Qualifying distributions for 2009 from Part XII, line 4: ▶ \$ 127,383.				
a Applied to 2008, but not more than line 2a			29,545.	
b Applied to undistributed income of prior years (Election required - see instructions)		0.		
c Treated as distributions out of corpus (Election required - see instructions)	0.			
d Applied to 2009 distributable amount				97,838.
e Remaining amount distributed out of corpus	0.			
5 Excess distributions carryover applied to 2009 (If an amount appears in column (d), the same amount must be shown in column (a))	0.			0.
6 Enter the net total of each column as indicated below:				
a Corpus Add lines 3f, 4c, and 4e Subtract line 5	0.			
b Prior years' undistributed income. Subtract line 4b from line 2b		0.		
c Enter the amount of prior years' undistributed income for which a notice of deficiency has been issued, or on which the section 4942(a) tax has been previously assessed		0.		
d Subtract line 6c from line 6b. Taxable amount - see instructions		0.		
e Undistributed income for 2008. Subtract line 4a from line 2a. Taxable amount - see instr.			0.	
f Undistributed income for 2009. Subtract lines 4d and 5 from line 1. This amount must be distributed in 2010				3,989.
7 Amounts treated as distributions out of corpus to satisfy requirements imposed by section 170(b)(1)(F) or 4942(g)(3)	0.			
8 Excess distributions carryover from 2004 not applied on line 5 or line 7	0.			
9 Excess distributions carryover to 2010. Subtract lines 7 and 8 from line 6a	0.			
10 Analysis of line 9:				
a Excess from 2005				
b Excess from 2006				
c Excess from 2007				
d Excess from 2008				
e Excess from 2009				

**Part XIV Private Operating Foundations** (see instructions and Part VII-A, question 9) N/A

**1 a** If the foundation has received a ruling or determination letter that it is a private operating foundation, and the ruling is effective for 2009, enter the date of the ruling ▶

**b** Check box to indicate whether the foundation is a private operating foundation described in section  4942(j)(3) or  4942(j)(5)

	Tax year		Prior 3 years		(e) Total
	(a) 2009	(b) 2008	(c) 2007	(d) 2006	
<b>2 a</b> Enter the lesser of the adjusted net income from Part I or the minimum investment return from Part X for each year listed					
<b>b</b> 85% of line 2a					
<b>c</b> Qualifying distributions from Part XII, line 4 for each year listed					
<b>d</b> Amounts included in line 2c not used directly for active conduct of exempt activities					
<b>e</b> Qualifying distributions made directly for active conduct of exempt activities. Subtract line 2d from line 2c					
<b>3</b> Complete 3a, b, or c for the alternative test relied upon:					
<b>a</b> "Assets" alternative test - enter:					
<b>(1)</b> Value of all assets					
<b>(2)</b> Value of assets qualifying under section 4942(j)(3)(B)(i)					
<b>b</b> "Endowment" alternative test - enter 2/3 of minimum investment return shown in Part X, line 6 for each year listed					
<b>c</b> "Support" alternative test - enter:					
<b>(1)</b> Total support other than gross investment income (interest, dividends, rents, payments on securities loans (section 512(a)(5)), or royalties)					
<b>(2)</b> Support from general public and 5 or more exempt organizations as provided in section 4942(j)(3)(B)(iii)					
<b>(3)</b> Largest amount of support from an exempt organization					
<b>(4)</b> Gross investment income					

**Part XV Supplementary Information (Complete this part only if the foundation had \$5,000 or more in assets at any time during the year-see the instructions.)**

**1 Information Regarding Foundation Managers:**  
**a** List any managers of the foundation who have contributed more than 2% of the total contributions received by the foundation before the close of any tax year (but only if they have contributed more than \$5,000). (See section 507(d)(2).)

**NONE**  
**b** List any managers of the foundation who own 10% or more of the stock of a corporation (or an equally large portion of the ownership of a partnership or other entity) of which the foundation has a 10% or greater interest.

**NONE**  
**2 Information Regarding Contribution, Grant, Gift, Loan, Scholarship, etc., Programs:**  
 Check here  if the foundation only makes contributions to preselected charitable organizations and does not accept unsolicited requests for funds. If the foundation makes gifts, grants, etc. (see instructions) to individuals or organizations under other conditions, complete items 2a, b, c, and d.

- a** The name, address, and telephone number of the person to whom applications should be addressed:

---

- b** The form in which applications should be submitted and information and materials they should include:

---

- c** Any submission deadlines:

---

- d** Any restrictions or limitations on awards, such as by geographical areas, charitable fields, kinds of institutions, or other factors:





Part XVII Information Regarding Transfers To and Transactions and Relationships With Noncharitable Exempt Organizations

- 1 Did the organization directly or indirectly engage in any of the following with any other organization described in section 501(c) of the Code... a Transfers from the reporting foundation to a noncharitable exempt organization of (1) Cash (2) Other assets b Other transactions (1) Sales of assets to a noncharitable exempt organization (2) Purchases of assets from a noncharitable exempt organization (3) Rental of facilities, equipment, or other assets (4) Reimbursement arrangements (5) Loans or loan guarantees (6) Performance of services or membership or fundraising solicitations c Sharing of facilities, equipment, mailing lists, other assets, or paid employees d If the answer to any of the above is "Yes," complete the following schedule.

Table with columns Yes and No. Rows 1a(1), 1a(2), 1b(1), 1b(2), 1b(3), 1b(4), 1b(5), 1b(6), 1c. All 'No' boxes are checked with an 'X'.

Table with 4 columns: (a) Line no, (b) Amount involved, (c) Name of noncharitable exempt organization, (d) Description of transfers, transactions, and sharing arrangements. Row 1 contains 'N/A'.

2a Is the foundation directly or indirectly affiliated with, or related to, one or more tax-exempt organizations described in section 501(c) of the Code (other than section 501(c)(3)) or in section 527? [ ] Yes [X] No

Table with 3 columns: (a) Name of organization, (b) Type of organization, (c) Description of relationship. Row 1 contains 'N/A'.

Under penalties of perjury, I declare that I have examined this return, including accompanying schedules and statements, and to the best of my knowledge and belief, it is true, correct, and complete. Declaration of preparer (other than taxpayer or fiduciary) is based on all information of which preparer has any knowledge.

Signature section containing: Signature of officer or trustee (MICHAEL P. JENNY), Date (5/13/10), Title (PRESIDENT), Preparer's signature, Date (5/10/10), Firm's name (BURNETT + COMPANY LLP), Address (2870 GOLD TAILINGS COURT, RANCHO CORDOVA, CA 95670-6106), Phone no. (916) 638-1188.

FORM 990-PF INTEREST ON SAVINGS AND TEMPORARY CASH INVESTMENTS STATEMENT 1

SOURCE	AMOUNT
BRANDES GLOBAL	2.
FARMERS AND MERCHANTS	6.
FRED ALGER	1.
KAYNE SMALL VALUE	3.
MECHANICS BANK	5,639.
WACHOVIA	1,398.
WELLS FARGO BANK	2.
TOTAL TO FORM 990-PF, PART I, LINE 3, COLUMN A	7,051.

FORM 990-PF DIVIDENDS AND INTEREST FROM SECURITIES STATEMENT 2

SOURCE	GROSS AMOUNT	CAPITAL GAINS DIVIDENDS	COLUMN (A) AMOUNT
BRANDES GLOBAL	7,535.	0.	7,535.
FRED ALGER	245.	6.	239.
KAYNE SMALL VALUE	2,485.	0.	2,485.
MECHANICS BANK	16,615.	0.	16,615.
SYSTEMIC MID VALUE	1,348.	6.	1,342.
WELLS FARGO ADVISORS	12,552.	0.	12,552.
TOTAL TO FM 990-PF, PART I, LN 4	40,780.	12.	40,768.

FORM 990-PF LEGAL FEES STATEMENT 3

DESCRIPTION	(A) EXPENSES PER BOOKS	(B) NET INVESTMENT INCOME	(C) ADJUSTED NET INCOME	(D) CHARITABLE PURPOSES
LEGAL FEES	3,105.	0.		3,105.
TO FM 990-PF, PG 1, LN 16A	3,105.	0.		3,105.



FORM 990-PF OTHER INCREASES IN NET ASSETS OR FUND BALANCES STATEMENT 7

DESCRIPTION	AMOUNT
NON-INCOME DISTRIBUTIONS	168.
FEDERAL TAX REFUND	2,801.
TOTAL TO FORM 990-PF, PART III, LINE 3	2,969.

FORM 990-PF CORPORATE STOCK STATEMENT 8

DESCRIPTION	BOOK VALUE	FAIR MARKET VALUE
MECHANICS BANK ACCOUNT	902,987.	791,100.
WELLS FARGO ADVISORS	964,128.	905,208.
BRANDES GLOBAL ACCOUNT	317,345.	263,281.
FRED ALGER ACCOUNT	68,603.	77,337.
KAYNE SMALL VALUE ACCOUNT	103,964.	111,942.
SYSTEMATIC MID VALUE ACCOUNT	70,952.	80,648.
TOTAL TO FORM 990-PF, PART II, LINE 10B	2,427,979.	2,229,516.

FORM 990-PF

GRANTS AND CONTRIBUTIONS  
PAID DURING THE YEAR

STATEMENT 9

RECIPIENT NAME AND ADDRESS	RECIPIENT RELATIONSHIP AND PURPOSE OF GRANT	RECIPIENT STATUS	AMOUNT
CROCKER ART MUSEUM 216 O STREET SACRAMENTO, CA 95814	NONE SUPPORT THE ARTS	501 (C)(3)	50,000.
FUTURE FOUNDATION 7405 GREENBACK LANE, SUITE 333 CITRUS HEIGHTS, CA 95610	NONE SUPPORT EDUCATION	501 (C)(3)	5,000.
JESUIT HIGH SCHOOL 1200 JACOB LANE CARMICHAEL, CA 95608	NONE SUPPORT EDUCATION	501 (C)(3)	15,000.
E. CLAIRE RALEY STUDIO PROJECT PERFORMING ARTS PRACTICE FACILITY - 1510 J STREET, SUITE 200 SACRAMENTO, CA 95620	NONE SUPPORT THE ARTS	501 (C)(3)	10,000.
SACRAMENTO SOCIETY FOR THE BLIND 2750 24TH STREET SACRAMENTO, CA 95818	NONE PROVIDES SERVICES TO THE BLIND AND VISUALLY IMPAIRED	501 (C)(3)	10,000.
SACRED HEART ELEMENTARY / MEGAN FURTH ACADEMY 2445 PINE STREET SAN FRANCISCO, CA 94115	NONE SUPPORT EDUCATION	501 (C)(3)	5,000.
ST. FRANCIS HIGH SCHOOL 5900 ELVAS AVENUE SACRAMENTO, CA 95819	NONE SUPPORT EDUCATION	501 (C)(3)	15,000.
MUTUAL ASSISTANCE NETWORK OF DEL PASO HEIGHTS 811 GRAND AVENUE, A3 SACRAMENTO, CA 95838	NONE SUPPORT AFTER SCHOOL PROGRAM	501 (C)(3)	2,500.

THE DONANT FOUNDATION

68-0414080

VOLUNTEERS OF AMERICA GREATER  
SACRAMENTO  
1900 POINT WEST WAY, SUITE 270  
SACRAMENTO, CA 95815

NONE  
SUPPORT SACRAMENTO  
SENIOR SAFE HOUSE

501 (C)(3) 2,000.

TOTAL TO FORM 990-PF, PART XV, LINE 3A

114,500.

Realized Gain/Loss

As of Date: 2/05/10

FEB 1 9 2010

Account Number: 2712-4196  
 THE DONANT FOUNDATION  
 --BRANDES GLOBAL--

Realized Gain/Loss Detail for Year


Short Term DESCRIPTION	QUANTITY	ADJ PRICE/ ORIG PRICE	DATE ACQUIRED	CLOSE DATE	PROCEEDS	ADJ COST/ ORIG COST	GAIN/LOSS
CITIGROUP INC	0.4614	2.4354	04/27/09	07/30/09	1.41	1.12	0.29
HSBC HLDGS PLC RTS XXX ADR EXP 03/31/09 NON TRANSFERABLE	16.0000	0.0000	03/23/09	04/08/09	0.00	0.00	0.00
	0.6660	0.0000	03/23/09	04/22/09	5.67	0.00	<del>6.67</del> 5.67
HSBC HOLDINGS PLC-SPON ADR	16.0000	0.0000	04/08/09	11/09/09	923.32	295.80	627.52
Pfizer INCORPORATED	0.8250	17.5150	10/16/09	10/16/09	14.62	14.44	0.18 *
PNC FINANCIAL SERVICES GROUP	0.3698	149.9955	05/30/08	01/02/09	17.89	53.46	-35.57
SILM CORP	75.0000	16.8812	08/07/08	03/23/09	336.73	1,266.09	-929.36
	95.0000	17.4094	09/08/08	03/23/09	426.54	1,653.89	-1,227.35
SUN MICROSYSTEMS INC	125.0000	3.6797	11/18/08	04/02/09	1,020.65	459.97	560.68
	120.0000	3.6797	11/18/08	04/20/09	1,090.77	441.57	649.20
WELLS FARGO COMPANY	0.2103	137.6780	05/16/08	01/02/09	6.14	28.55	-22.41
	0.1402	134.9516	05/21/08	01/02/09	4.09	18.66	-14.57
	0.2383	91.6344	06/25/08	01/02/09	6.96	21.54	-14.58
	0.1682	84.4106	09/02/08	01/02/09	4.91	14.00	-9.09
<b>Total - Short Term</b>					<b>\$3,859.70</b>	<b>\$4,268.09</b>	<b>-408.39</b>

45



**Realized Gain/Loss**

As of Date: 2/05/10



Account Number: 2712-4196  
 THE DONANT FOUNDATION  
 --BRANDES GLOBAL--

FEB 19 2010

Long Term DESCRIPTION	QUANTITY	ADJ PRICE/ ORIG PRICE	DATE ACQUIRED	CLOSE DATE	PROCEEDS	ADJ COST/ ORIG COST	GAIN/LOSS
AKZO NOBEL N V ADR	20.0000	40.8300	05/24/05	10/26/09	1,348.89	816.60	532.29
CIT GROUP INC	70.0000	31.2818	11/05/07	07/16/09	26.95	2,189.73	-2,162.78
CITIGROUP INC	75.0000	32.3024	11/08/07	03/30/09	178.12	2,422.68	-2,244.56
	55.0000	31.8237	11/20/07	03/30/09	130.62	1,750.30	-1,619.68
	100.0000	20.6454	03/13/08	03/30/09	237.50	2,064.54	-1,827.04
CONSECO INC NEW	90.0000	20.0383	07/24/07	03/11/09	26.99	1,803.45	-1,776.46
DOW CHEMICAL COMPANY	35.0000	39.6860	12/01/06	09/16/09	917.97	1,389.01	-471.04
	20.0000	39.6860	12/01/06	09/18/09	531.84	793.72	-261.88
	15.0000	39.7187	01/05/07	09/18/09	398.88	595.79	-196.91
EASTMAN KODAK COMPANY	65.0000	25.8390	08/03/05	04/21/09	266.48	1,679.53	-1,413.05
	65.0000	23.4925	10/05/05	04/21/09	266.50	1,527.01	-1,260.51
FAIRPOINT COMMUNICATIONS INC	0.7544	8.4043	07/12/04	03/30/09	0.48	6.34	-5.86
	0.2456	8.2983	05/24/05	03/30/09	0.16	9.39	-9.23
FORD MOTOR COMPANY, DEL COM PAR \$0.01	90.0000	10.0500	05/24/05	03/18/09	225.27	904.50	-679.23
	205.0000	8.4780	11/23/05	03/18/09	513.13	1,737.99	-1,224.86
	145.0000	8.2556	12/07/05	03/18/09	362.95	1,197.06	-834.11
GANNETT CO INC DEL	10.0000	62.3887	02/10/06	08/10/09	81.31	623.89	-542.58
	75.0000	54.3739	06/13/06	08/10/09	609.89	4,078.04	-3,468.15
	45.0000	53.6694	07/18/07	08/10/09	365.94	2,415.12	-2,049.18
HSBC HOLDINGS PLC-SPON ADR	40.0000	88.2394	02/27/07	11/09/09	2,308.27	3,529.58	-1,221.31
MCCLATY COMPANY CL A	80.0000	28.9900	05/08/07	03/30/09	47.99	2,319.20	-2,271.21
MERCK & CO INC NEW	0.8255	19.0830	09/02/08	11/05/09	26.84	15.67	11.17

Realized Gain/Loss

As of Date: 2/05/10

FEB 1 9 2010

Account Number: 2712-4186  
 THE DONANT FOUNDATION  
 --BRANDES GLOBAL--

Long Term	Continued	DESCRIPTION	QUANTITY	ADJ PRICE/ ORIG PRICE	DATE ACQUIRED	CLOSE DATE	PROCEEDS	ADJ COST/ ORIG COST	GAIN/LOSS
		ADR	210.0000	8.4200	05/24/05	04/06/09	1,080.21	1,788.20	-687.99
		MITSUBISHI UFJ FINANCIAL	70.0000	17.6558	06/08/07	11/05/09	648.97	1,235.90	-586.93
		MOTOROLA INCORPORATED	10.5000	25.4580	05/12/05	01/21/09	0.84	267.30	-266.46
		NORTEL NETWORKS CORP	52.0000	26.2000	05/24/05	01/21/09	4.20	1,362.40	-1,358.20
			61.5000	19.4000	08/11/06	01/21/09	4.97	1,202.80	-1,197.83
		PNC FINANCIAL SERVICES	0.1636	663.7685	09/26/07	01/02/09	7.91	104.63	-96.72
		GROUP	0.1067	644.2491	10/31/07	01/02/09	5.16	66.23	-61.07
		SCHERING PLOUGH CORP CHG	17.1745	18.9800	09/02/08	11/06/09	426.01	325.97	100.04
			95.0000	18.0000	09/23/08	11/06/09	2,356.49	1,710.00	646.49
		TELMEX INTERNACIONAL	10.0000	8.1602	05/24/05	10/07/09	137.02	81.61	55.41
		ADR	60.0000	8.1602	05/24/05	11/12/09	917.97	489.60	428.37
		UNISYS CORP	90.0000	10.8200	07/12/04	08/04/09	181.91	973.80	-791.89
			130.0000	6.9200	05/24/05	08/04/09	262.78	899.60	-636.82
		WYETH	10.0000	58.1919	06/18/07	10/16/09	502.52	581.91	-79.39
			80.0000	44.5700	09/24/07	10/16/09	4,020.18	3,585.60	434.58
			55.0000	41.4300	09/08/08	10/16/09	2,763.87	2,278.65	485.22
		<b>Total - Long Term</b>					<b>\$22,183.98</b>	<b>\$50,783.34</b>	<b>-\$28,599.36</b>

\$ 26,053.68      \$55,052.43      (\$ 28,998.75)



# Realized Gain/Loss

As of Date: 2/05/10

Account Number: 4907-7562  
 Command Account Number: 9078716338  
 DONANT FOUNDATION  
 FRED ALGER SMALL/MID GROWTH

FEB 20 2010

## Realized Gain/Loss Detail for Year

Short Term DESCRIPTION	QUANTITY	ADJ PRICE/ ORIG PRICE	DATE ACQUIRED	CLOSE DATE	PROCEEDS	ADJ COST/ ORIG COST	GAIN/LOSS
ADVANCE AUTO PARTS	4.0000	37.6716	02/24/09	08/13/09	173.05	150.69	22.36
	6.0000	37.6716	02/24/09	09/17/09	232.46	226.03	6.43
	3.0000	38.7069	03/11/09	08/17/09	116.23	116.12	0.11
	2.0000	44.6696	05/26/09	09/17/09	77.48	89.34	-11.86
	3.0000	41.5004	08/30/09	09/17/09	116.24	124.50	-8.26
AEROPOSTALE INC	5.0000	14.7709	11/26/08	09/24/09	214.11	73.86	140.25
AFFILIATED COMPUTER SVCS INC CL A	4.0000	44.3654	12/23/08	09/29/09	220.52	177.46	43.06
	8.0000	44.3654	12/23/08	11/12/09	440.84	354.92	85.92
AIRGAS INC	6.0000	39.7927	10/14/08	10/08/09	290.30	238.78	51.54
AIRTRAN HLDGS INC	43.0000	3.8663	11/19/08	04/24/09	314.27	166.25	148.02
ALLOS THERAPEUTICS INC	19.0000	7.1599	05/26/09	07/24/09	148.47	136.04	12.43
	51.0000	7.1599	05/26/09	10/08/09	357.51	365.15	-7.64
BROOKLINE BANCORP INC (NEW)	19.0000	10.8647	10/30/08	10/08/09	179.48	206.43	-26.95
BURGER KING HLOGS INC	24.0000	22.2726	03/20/09	04/29/09	425.30	534.54	-109.24
CAL DIVE INTERNATIONAL INC	17.0000	13.8738	05/27/08	03/03/09	93.31	235.86	-142.55
	21.0000	13.8738	05/27/08	05/06/09	191.94	291.35	-99.41
CEPHALON INC	4.0000	69.8746	10/17/08	10/09/09	217.71	279.50	-61.79
CINCINNATI BELL INC	150.0000	4.6831	04/24/08	02/09/09	255.61	702.46	-446.85
CLARCOR INC	5.0000	31.9608	02/13/09	11/20/09	162.25	159.81	2.44
CUBIST PHARMACEUTICALS INC	14.0000	23.3338	09/11/08	04/29/09	229.43	326.68	-97.25



**Realized Gain/Loss**

As of Date: 2/05/10

Account Number: 4807-7662  
 Command Account Number: 8078716338  
 DONANT FOUNDATION  
 FRED ALGER SMALL/MID GROWTH

FFR 20 2010



Short Term Description	Quantity	Adj Price/Orig Price	Date Acquired	Date Close	Proceeds	Adj Cost/Orig Cost	Gain/Loss
<i>Continued</i>							
DARDEN RESTAURANTS	21.0000	23.3338	09/11/08	05/26/09	366.44	490.00	-123.56
	10.0000	37.5761	05/14/08	03/20/09	338.19	375.77	-37.58
	5.0000	37.5761	05/14/08	04/29/09	191.36	187.88	3.48
DENBURY RESOURCES INC NEW	11.0000	11.2438	01/23/09	03/03/09	126.49	123.69	2.80
	29.0000	11.2438	01/23/09	06/02/09	529.90	326.06	203.84
DISCOVERY COMMUNICATIONS INC A	7.0000	13.0703	02/24/09	05/26/09	153.93	91.50	62.43
	12.0000	13.0703	02/24/09	09/28/09	340.04	156.84	183.20
DREAMWORKS ANIMATION SKG INC-A	22.0000	28.2988	10/17/08	04/29/09	510.59	622.57	-111.98
	43.0000	19.7943	07/29/08	02/13/09	216.80	851.15	-634.35
ENERGYSOLUTIONS INC	52.0000	7.9542	03/20/09	05/28/09	411.61	413.62	-2.01
	8.0000	10.9706	04/24/09	05/07/09	117.26	87.77	29.49
	9.0000	10.9706	04/24/09	09/28/09	218.13	98.74	119.39
	6.0000	10.9706	04/24/09	12/23/09	160.62	65.83	94.79
FLOWERS FOODS INC	14.0000	23.0506	01/23/09	08/29/09	307.85	322.71	-14.86
GENWORTH FINANCIAL INC CL-A	18.0000	7.2987	06/29/09	09/29/09	226.98	131.38	95.60
GILDAN ACTIVEWEAR INC	34.0000	25.0507	07/29/08	03/11/09	220.26	851.72	-631.46
GSI COMMERCE INC	10.0000	10.9550	02/13/09	12/04/09	240.96	109.55	131.41
HOLOGIC INC	23.0000	13.9253	03/25/09	06/30/09	324.31	320.28	4.03
HOST HOTELS & RESORTS	16.0000	8.7770	05/06/09	08/13/09	166.41	140.44	25.97
HUMAN GENOME SCIENCES INC	11.0000	16.4082	08/13/09	10/30/09	214.76	180.50	34.26

As of Date: 2/05/10

# Realized Gain/Loss

Account Number: 4907-7582  
 Command Account Number: 9078716338  
 DONANT FOUNDATION  
 FRED ALGER SMALL/MID GROWTH


FEB 9 2010

Short Term Description	Quantity	ADJ PRICE/ ORIG PRICE	DATE ACQUIRED	CLOSE DATE	PROCEEDS	ADJ COST/ ORIG COST	GAIN/LOSS
Continued ICONIX BRAND GROUP INC	13.0000	7.8068	03/11/09	10/27/09	161.47	101.49	59.98
IMMUCOR INC	20.0000	25.1168	11/19/08	05/28/09	289.11	502.34	-213.23
INFORMATICA CORP	14.0000	16.5160	09/11/08	03/20/09	189.88	231.23	-41.35
INTERNATIONAL GAME TECHNOLOGY	23.0000	16.4515	05/28/09	09/28/09	491.60	378.38	113.22
	7.0000	22.5882	09/17/09	09/28/09	149.62	158.12	-8.50
INTERPUBLIC GRP CO INC	91.0000	4.9112	06/30/09	10/23/09	582.18	446.92	115.26
INVESTMENT TECHNOLOGY GROUP INC NEW	16.0000	21.6570	10/30/08	09/17/09	438.25	346.52	91.73
	2.0000	21.6570	10/30/08	10/27/09	48.81	43.31	5.50
	12.0000	23.3709	05/06/09	10/27/09	292.86	280.45	12.41
IPC THE HOSPITALIST CO	7.0000	22.0774	05/27/08	02/24/09	123.95	154.55	-30.60
	13.0000	22.0774	05/27/08	05/08/09	287.50	287.01	0.49
ITT EDUCATIONAL SERVICES INC	2.0000	87.8501	06/20/08	01/07/09	183.48	175.70	7.78
LAS VEGAS SANDS CORP	62.0000	7.7309	04/29/09	05/07/09	579.95	479.32	100.63
LEGG MASON INC	19.0000	19.0338	05/06/09	06/24/09	457.58	361.64	95.94
	6.0000	21.1178	06/02/09	06/24/09	144.50	126.71	17.79
LIFE TECHNOLOGIES CORP	5.0000	32.8032	03/25/09	05/06/09	182.96	164.02	18.94
	8.0000	32.8032	03/25/09	09/28/09	374.26	262.42	111.84
	9.0000	30.8118	04/24/09	09/28/09	421.06	277.31	143.75
LINCOLN NATL CORP IND	7.0000	24.9982	08/24/09	12/23/09	174.24	175.00	-0.76
MARINER ENERGY INC	18.0000	9.0109	12/24/08	02/24/09	171.87	162.20	9.67
	23.0000	9.0109	12/24/08	06/29/09	275.91	207.25	68.66
	19.0000	9.0109	12/24/08	06/30/09	219.47	171.20	48.27



As of Date: 2/05/10

Realized Gain/Loss



Account Number: 4807-7562  
 Command Account Number: 9078716338  
 DONANT FOUNDATION  
 FRED ALGER SMALL/MID GROWTH

FEB 20 2010

Short Term DESCRIPTION	Quantity	ADJ PRICE/ ORIG PRICE	DATE ACQUIRED	DATE CLOSE	PROCEEDS	ADJ COST/ ORIG COST	GAIN/LOSS
MARVELL TECHNOLOGY GROUP LTD	7.0000	15.6019	06/02/09	06/30/09	80.87	109.21	-28.34
	23.0000	6.9323	12/18/08	07/09/09	267.76	159.45	108.31
	30.0000	6.9323	12/18/08	09/24/08	488.40	207.96	260.44
	27.0000	8.2000	02/13/09	09/24/09	421.57	221.40	200.17
MASIMO CORP	20.0000	38.3125	10/01/08	09/24/09	495.67	766.25	-270.58
MEDICIS PHARMACEUTICAL CORP CL A NEW	5.0000	12.4235	03/20/09	12/14/09	125.13	62.12	63.01
MICROSEMI CORP CL A	17.0000	20.9576	02/22/08	01/07/09	231.21	356.28	-125.07
MONOLITHIC POWER SYSTEMS INC	6.0000	12.4270	02/24/09	12/14/09	138.23	74.57	63.66
MYLAN INC	19.0000	13.0452	08/01/08	03/20/09	244.73	247.86	-3.13
	9.0000	13.0452	08/01/08	07/24/09	123.03	117.41	5.62
NALCO HOLDING CO	7.0000	21.7423	10/08/09	10/30/09	150.83	152.20	-1.37
NCR CORP NEW	36.0000	25.7999	05/27/08	02/13/09	365.16	928.80	-563.64
NETAPP INC	15.0000	13.3259	12/23/08	05/06/09	268.90	199.89	69.01
	4.0000	13.3259	12/23/08	07/02/09	75.83	53.31	22.52
	11.0000	13.3259	12/23/08	09/24/09	285.71	146.58	139.13
	2.0000	13.3259	12/23/08	09/28/09	52.96	26.65	26.31
	7.0000	19.6318	05/28/09	09/28/09	185.36	137.43	47.93
	6.0000	19.6318	05/26/09	09/29/09	157.09	117.78	39.31
	8.0000	19.7971	06/02/09	09/29/09	209.46	158.38	51.08
NETFLIX.COM INC	3.0000	43.4878	04/24/09	12/04/09	168.69	130.47	38.22
	5.0000	43.4878	04/24/09	12/10/09	284.17	217.43	66.74
ON SEMI CONDUCTOR CORP	16.0000	4.2262	01/07/09	09/15/09	137.44	67.62	69.82

# Realized Gain/Loss

As of Date: 2/05/10

FEB 20 2010

Account Number: 4807-7562  
 Command Account Number: 9078716338  
 DONANT FOUNDATION  
 FRED ALGER SMALL/MID GROWTH

Short Term DESCRIPTION	Quantity	ADJ PRICE/ ORIG PRICE	DATE ACQUIRED	CLOSE DATE	PROCEEDS	ADJ COST/ ORIG COST	GAIN/LOSS
PERRIGO COMPANY	14.0000	4.2262	01/07/09	12/30/09	123.88	59.17	64.71
PLAINS EXPLORATION & PRODUCTION CO	6.0000	33.0952	06/26/08	05/07/09	180.31	198.57	-38.26
PLATINUM UNDERWRITERS HLDGS	7.0000	22.4599	05/07/09	09/24/09	180.31	157.22	23.09
POLYCOM INC	10.0000	29.8473	10/30/08	07/24/09	331.20	298.47	32.73
PRICELINE COM INC COM NEW	6.0000	26.8240	09/17/09	10/08/09	160.10	160.95	-0.85
QUICKSILVER RESOURCES INC	14.0000	26.8240	09/17/09	12/10/09	309.43	375.53	-66.10
REGENCY CENTERS CORP REIT	1.0000	75.5939	03/11/09	04/24/09	96.50	75.59	20.91
SEAGATE TECHNOLOGY	10.0000	11.9182	06/02/09	09/17/09	138.19	119.19	19.00
SPX CORP	9.0000	11.9182	06/02/09	09/24/09	120.43	107.27	13.16
STARENT NETWORKS CORP	9.0000	34.3932	05/28/09	07/24/09	286.22	309.54	-43.32
SUNOCO INC COM	12.0000	9.9479	06/24/09	09/24/09	181.51	119.38	62.13
SUNTRUST BANKS INC	8.0000	9.9479	06/24/09	12/23/09	143.58	79.59	63.99
TERRA INDS INC	8.0000	50.3168	03/20/09	07/24/09	433.84	402.53	31.31
TFS FINL CORP	18.0000	19.9984	04/29/09	12/10/09	621.69	359.97	261.72
	6.0000	19.7997	05/26/09	12/10/09	207.24	118.80	88.44
	6.0000	26.7602	09/24/09	10/27/09	195.92	160.56	35.36
	29.0000	12.4480	04/02/09	04/24/09	444.38	360.99	83.39
	5.0000	38.6520	05/27/08	03/20/09	133.49	193.27	-59.78
	14.0000	38.6520	05/27/08	04/02/09	392.14	541.12	-148.98
	34.0000	12.3672	01/23/09	06/30/09	361.06	420.48	-59.42



**Realized Gain/Loss**

As of Date: 2/05/10

FEB 20 2010

Account Number: 4907-7562  
 Command Account Number: 6078716338  
 DONANT FOUNDATION  
 FRED ALGER SMALL/MID GROWTH



Short Term DESCRIPTION	QUANTITY	ADJ PRICE/ ORIG PRICE	DATE ACQUIRED	CLOSE DATE	PROCEEDS	ADJ COST/ ORIG COST	GAIN/LOSS
TITAN MACHINERY INC	10.0000	12.2988	03/28/09	08/30/09	106.20	122.97	-16.77
TUPPERWARE CORP	29.0000	13.1190	12/23/08	03/25/09	252.92	380.45	-127.53
VERIFONE HOLDINGS INC	6.0000	25.6156	10/03/08	04/24/09	148.53	153.70	-5.17
	4.0000	25.6156	10/03/08	08/13/09	132.28	102.47	29.81
VISTAPRINT LTD	64.0000	7.3831	03/25/09	05/26/09	416.42	472.52	-56.10
	12.0000	15.3073	09/28/09	10/09/09	169.08	183.69	-14.61
	27.0000	15.3073	09/28/09	12/04/09	367.00	413.28	-46.29
VISTAPRINT NV	4.0000	23.2700	02/24/09	08/13/09	184.12	93.08	91.04
	2.0000	23.2700	02/24/09	12/30/09	112.99	46.54	66.45
<b>Total - Short Term</b>					<b>\$27,869.07</b>	<b>\$27,642.79</b>	<b>\$246.28</b>

Long Term DESCRIPTION	QUANTITY	ADJ PRICE/ ORIG PRICE	DATE ACQUIRED	CLOSE DATE	PROCEEDS	ADJ COST/ ORIG COST	GAIN/LOSS
AECOM TECHNOLOGY CORP	4.0000	36.2123	10/15/07	05/28/09	122.72	144.85	-22.13
	5.0000	36.2123	10/15/07	10/30/09	128.13	181.06	-52.93
AFFILIATED MANAGERS GROUP	6.0000	127.1900	09/28/07	02/13/09	264.24	763.14	-498.90
	3.0000	127.1900	09/28/07	12/14/09	193.78	381.57	-187.79
AIRTRAN HLDGS INC	19.0000	3.8663	11/19/08	12/10/09	95.03	73.46	21.57
ALEXION PHARMACEUTICALS INC	3.0000	42.0005	09/11/08	11/20/09	131.05	126.01	5.04
ALLIANT TECHSYSTEMS INC	3.0000	107.1035	04/24/08	08/15/09	229.36	321.32	-91.96
	5.0000	107.1035	04/24/08	09/24/09	388.41	535.51	-147.10
AMETEK INC NEW	8.0000	43.3300	09/28/07	04/24/09	265.09	346.64	-81.55
ATHEROS COMMUNICATIONS	10.0000	30.1000	09/28/07	09/15/09	272.63	301.00	-28.37

# Realized Gain/Loss

As of Date: 2/05/10

FEB 20 2010


Account Number: 4907-7562  
 Command Account Number: 9078716338  
 DONANT FOUNDATION  
 FRED ALGER SMALL/MID GROWTH

Long Term Description	Quantity	Adj Price/ Orig Price	Date Acquired	Close Date	Proceeds	Adj Cost/ Orig Cost	Gain/Loss
BALLY TECHNOLOGIES INC	4.0000	30.1000	09/28/07	12/14/08	125.71	120.40	5.31
	13.0000	35.5500	09/28/07	05/06/09	370.64	462.15	-91.51
	13.0000	35.5500	09/28/07	05/26/09	344.00	462.15	-118.15
CAMERON INTERNATINL CRP	4.0000	46.9050	09/28/07	03/25/09	99.63	187.62	-87.99
	10.0000	46.9050	09/28/07	05/26/09	298.58	469.05	-170.47
	12.0000	46.9050	09/28/07	09/28/09	455.42	562.86	-107.44
CENTRAL EURO DIST CORP	5.0000	54.4892	02/06/08	06/29/09	134.56	272.45	-137.89
	4.0000	54.4892	02/06/08	09/17/09	133.78	217.95	-84.17
COMMUNITY HEALTH SYS INC NEW	5.0000	36.4029	12/20/07	05/28/09	128.30	182.02	-53.72
	6.0000	36.4029	12/20/07	12/10/09	179.99	218.42	-38.43
CONCHO RESOURCES INC	7.0000	20.5802	02/06/08	05/28/09	208.52	144.06	64.46
	6.0000	20.5802	02/06/08	07/24/09	191.95	123.48	68.47
CONCUR TECHNOLOGIES INC	10.0000	33.6496	10/04/07	04/29/09	242.90	336.50	-93.60
DARDEN RESTAURANTS	5.0000	37.5761	05/14/08	12/23/09	178.10	187.88	-9.78
DIGITAL REALTY TRUST INC	8.0000	35.5729	02/07/08	02/13/09	251.14	284.59	-33.45
	17.0000	35.5729	02/07/08	05/28/09	575.16	604.73	-29.57
FIRST MERCURY FINANCIAL CORP	43.0000	21.4399	09/28/07	09/15/09	573.75	921.92	-348.17
FTI CONSULTING INC	3.0000	50.7900	09/28/07	04/24/09	146.70	152.37	-5.67
GAMESTOP CORP CLASS A	18.0000	56.4300	09/28/07	06/02/09	441.30	1,015.74	-574.44
GEO GROUP INC	5.0000	29.9300	09/28/07	12/10/09	106.32	149.65	-43.33
HOLOGIC INC	28.0000	30.5000	09/28/07	02/24/09	342.03	854.00	-511.97
ICON PUBLTD CO SPON ADR	11.0000	35.9730	10/14/08	10/23/09	288.91	395.71	-106.80



Realized Gain/Loss

As of Date: 2/05/10



FEB 20 2010

Account Number: 4907-7562  
 Command Account Number: 9078716338  
 DONANT FOUNDATION  
 FRED ALGER SMALL/MID GROWTH

Long Term DESCRIPTION	QUANTITY	ADJ PRICE/ ORIG PRICE	DATE ACQUIRED	CLOSE DATE	PROCEEDS	ADJ COST/ ORIG COST	GAIN/LOSS
ICONIX BRAND GROUP INC	14.0000	24.2642	09/28/07	05/06/09	211.49	339.70	-128.21
	8.0000	24.2642	09/28/07	08/13/09	138.89	194.12	-55.23
	15.0000	24.2642	09/28/07	10/23/09	202.60	363.96	-161.36
	15.0000	24.2642	09/28/07	10/27/09	186.31	363.96	-177.65
IHS INC CL A	3.0000	56.1600	09/28/07	07/02/09	141.86	188.48	-26.62
	3.0000	56.1600	09/28/07	12/10/09	154.00	188.48	-14.48
ILLUMINA INC	4.0000	25.9200	09/28/07	02/24/08	130.42	103.68	26.74
	4.0000	25.9200	09/28/07	06/30/09	154.35	103.68	50.67
INFORMATICA CORP	6.0000	16.5160	09/11/08	12/14/08	143.35	99.10	44.25
INTUITIVE SURGICAL INC COM NEW	3.0000	229.9300	09/28/07	01/07/09	355.69	689.79	-334.10
IPC THE HOSPITALIST CO	6.0000	22.0774	05/27/08	09/29/09	196.52	132.47	64.05
ITC HOLDINGS CORP	7.0000	50.6399	09/28/07	02/13/09	290.82	354.48	-63.66
LIFE TIME FITNESS INC	7.0000	61.3799	09/28/07	12/10/09	160.80	429.66	-268.86
LKO CORP	12.0000	17.4983	09/28/07	05/08/09	207.14	209.96	-2.82
MELLANOX TECHNOLOGY LTD	25.0000	20.2928	10/04/07	09/15/09	375.05	507.32	-132.27
MERIDIAN BIOSCIENCE INC	26.0000	33.2383	01/23/08	03/25/09	451.40	854.20	-412.80
MICROSEMI CORP CL A	34.0000	20.9576	02/22/08	02/24/09	310.48	712.56	-402.08
NEUSTAR INC CLASS A	32.0000	34.3000	09/28/07	03/25/09	532.46	1,097.60	-565.14
NICE SYSTEMS LTD SPON ADR	8.0000	35.8200	09/28/07	04/29/09	201.08	286.56	-85.48
OMNITURE INC	11.0000	23.7695	02/07/08	02/24/09	108.37	261.47	-153.10
	25.0000	23.7695	02/07/08	04/29/09	308.89	594.23	-285.34
OSI PHARMACEUTICALS INC	4.0000	48.2173	09/11/08	12/04/09	137.72	192.87	-55.15

# Realized Gain/Loss

As of Date: 2/05/10

FEB 20 2010


Account Number: 4907-7562  
 Command Account Number: 9078716338  
 DONANT FOUNDATION  
 FRED ALGER SMALL/MID GROWTH

Long Term Description	Quantity	Adj Price/Orig Price	Date Acquired	Close Date	Proceeds	Adj Cost/Orig Cost	Gain/Loss
PEOPLE'S UNITED FINANCL	7.0000	17.2838	02/26/08	03/26/08	120.57	120.99	-0.42
PERRIGO COMPANY	16.0000	33.0952	06/26/08	06/30/09	440.02	529.52	-89.50
PETROBANK ENERGY & RES LTD	22.0000	38.7499	09/28/07	01/23/09	361.48	852.50	-491.02
PHILLIPS-VAN HEUSEN CORP	25.0000	52.8200	09/28/07	03/25/09	552.50	1,320.50	-768.00
POLYCOM INC	24.0000	26.8900	09/28/07	01/07/09	350.40	645.36	-294.96
PRICELINE COM INC COM NEW	8.0000	89.4800	09/28/07	04/24/09	771.99	715.84	56.15
PROS HOLDINGS INC	55.0000	16.5797	02/07/08	03/11/09	178.88	911.88	-733.20
RANGE RESOURCES CORP	6.0000	40.6500	09/28/07	03/20/09	246.12	243.90	2.22
	5.0000	40.6500	09/28/07	06/29/09	207.71	203.25	4.46
	12.0000	40.6500	09/28/07	07/02/09	473.43	487.80	-14.37
SBA COMMUNICATIONS CORP	10.0000	35.3771	09/28/07	03/11/09	229.09	353.78	-124.69
	3.0000	35.3771	09/28/07	12/14/09	98.86	106.14	-7.28
SIGNATURE BANK NEW YORK	5.0000	35.4800	09/28/07	03/20/09	123.83	177.40	-53.57
	15.0000	35.4800	09/28/07	03/26/09	397.86	532.20	-134.34
SILGAN HOLDINGS INC	3.0000	53.6994	09/28/07	03/20/09	149.00	161.10	-12.10
	3.0000	53.6994	09/28/07	07/24/09	152.77	161.10	-8.33
SOLERA HOLDINGS INC	5.0000	19.6888	10/04/07	02/24/09	106.40	98.45	7.95
	7.0000	19.6888	10/04/07	07/09/09	170.00	137.82	32.18
	4.0000	19.6888	10/04/07	11/12/09	140.73	78.75	61.98
TALEO CORP CL A	8.0000	19.6702	07/01/08	07/09/09	136.41	157.37	-20.96
	8.0000	19.6702	07/01/08	09/17/09	174.16	157.36	16.80
	6.0000	19.6702	07/01/08	12/14/09	121.28	118.02	3.26
TELETECH HLDGS INC	10.0000	22.6620	03/28/08	10/23/09	163.40	226.82	-63.22



# Realized Gain/Loss

As of Date: 2/05/10



Account Number: 4907-7562  
 Command Account Number: 9078716338  
 DONAMT FOUNDATION  
 FRED ALGER SMALL/MID GROWTH

FEB 20 2010

Long Term DESCRIPTION	Quantity	ADJ PRICE/ ORIG PRICE	DATE ACQUIRED	CLOSE DATE	PROCEEDS	ADJ COST/ ORIG COST	GAIN/LOSS
THE HAIN CELESTIAL GROUP	6.0000	22.6620	03/28/08	12/10/09	115.64	135.98	-20.34
	30.0000	22.6620	03/28/08	12/18/09	551.44	679.85	-128.41
THORATEC CORPORATION	8.0000	32.0400	09/28/07	08/24/09	146.18	256.32	-110.14
UNITED THERAPEUTICS CORP	16.0000	20.7550	09/28/07	02/13/09	428.15	332.08	96.07
	3.0000	66.4300	09/28/07	04/29/09	188.47	199.29	-10.82
	2.0000	66.4300	09/28/07	07/24/09	173.20	132.86	40.34
	4.0000	66.4300	09/28/07	09/15/09	401.42	265.72	135.70
URBAN OUTFITTERS INC	7.0000	21.7200	09/28/07	08/13/09	200.88	152.04	48.84
WRIGHT EXPRESS CORP	4.0000	36.8199	09/28/07	07/02/09	102.49	147.28	-44.79
	6.0000	36.8199	09/28/07	09/28/09	177.77	220.92	-43.15
<b>Total - Long Term</b>					<b>\$21,359.85</b>	<b>\$30,759.58</b>	<b>-\$9,399.73</b>

\$49,248.92      \$58,401.37      \$9,152.45

# Realized Gain/Loss

As of Date: 2/05/10

Account Number: 4405-4282  
 Command Account Number: 9078716030  
 DONANT FOUNDATION  
 KAYNE SMALL VALUE

FEB 18 2010

## Realized Gain/Loss Detail for Year

Short Term	DESCRIPTION	QUANTITY	ADJ PRICE/ ORIG PRICE	DATE ACQUIRED	CLOSE DATE	PROCEEDS	ADJ COST/ ORIG COST	GAIN/LOSS
	AMERICAN REPROGRAPHICS							
	CO	46.0000	17.8900	08/29/08	01/22/09	292.68	822.94	-530.26
	CATHAY GENERAL BANCORP	40.0000	19.4594	03/29/08	07/31/09	369.28	778.38	-409.10
	ENTERTAINMENT							
	REIT PROPERTIES TRUST	16.0000	54.8100	08/29/08	08/19/09	475.99	876.96	-400.97
	<b>Total - Short Term</b>					<b>\$1,137.95</b>	<b>\$2,478.28</b>	<b>-\$1,340.33</b>

Long Term	DESCRIPTION	QUANTITY	ADJ PRICE/ ORIG PRICE	DATE ACQUIRED	CLOSE DATE	PROCEEDS	ADJ COST/ ORIG COST	GAIN/LOSS
	AMERICAN REPROGRAPHICS							
	CO	122.0000	20.7488	10/11/07	01/22/09	776.21	2,531.33	-1,755.12
	CATHAY GENERAL BANCORP	118.0000	33.0888	09/27/07	07/31/09	1,089.35	3,902.12	-2,812.77
	CHATTEM INCORPORATED	16.0000	72.3900	09/27/07	04/01/09	887.34	1,158.08	-270.74
	CLARCOR INC	33.0000	34.1800	09/27/07	04/01/09	844.83	1,127.94	-283.11
	ENTERTAINMENT							
	REIT PROPERTIES TRUST	61.0000	51.4500	09/27/07	08/19/09	1,814.70	3,138.45	-1,323.75
		15.0000	53.6416	06/24/08	08/19/09	446.24	804.62	-358.38
	SYNTEL INC	48.0000	42.6442	09/27/07	07/31/09	1,913.91	2,046.92	-133.01
	TEMPUR-PEDIC INTL INC	83.0000	36.6299	09/27/07	07/09/09	929.62	3,040.29	-2,110.67
	WD-40 COMPANY COMMON	10.0000	34.5000	09/27/07	03/31/09	243.06	345.00	-101.94
		13.0000	34.5000	09/27/07	04/01/09	318.30	448.50	-130.20
	WORLD FUEL SERVICE CORP	34.0000	41.0000	09/27/07	07/30/09	1,473.38	1,994.00	-79.38
	<b>Total - Long Term</b>					<b>\$10,736.94</b>	<b>\$19,937.25</b>	<b>-\$9,200.31</b>

\$ 11,874.89

\$ 22,416.53

\$ 10,540.64



# Realized Gain/Loss

As of Date: 2/05/10

Account Number: 1649-3833  
 Command Account Number: 9078714778  
 DONANT FOUNDATION  
 SYSTEMATIC MID VALUE

## Realized Gain/Loss Detail for Year

Short Term DESCRIPTION	QUANTITY	ADJ PRICE/ ORIG PRICE	DATE ACQUIRED	CLOSE DATE	PROCEEDS	ADJ COST/ ORIG COST	GAIN/LOSS
ADVANCE AUTO PARTS	7.0000	39.5175	07/16/08	08/05/09	305.80	276.62	29.18
ALLEGHANY CORP NEW DELAWARE	1.0000	372.5156	09/23/08	09/22/09	253.58	372.52	-118.94
	0.0400	0.0000	04/24/09	04/24/09	9.31	0.00	0.00*
	1.0000	246.4944	04/29/09	09/22/09	253.58	246.49	7.09
ANALOG DEVICES INC	14.0000	24.8020	06/25/08	11/12/09	391.49	347.23	44.26
	2.0000	24.8020	06/25/09	11/16/09	56.12	49.60	6.52
	6.0000	24.3655	07/07/09	11/16/09	168.36	146.19	22.17
	11.0000	27.5393	08/03/09	11/16/09	308.68	302.93	5.75
AON CORP	15.0000	39.9352	11/07/08	05/01/09	539.22	599.03	-59.81
	7.0000	40.5078	02/11/09	05/01/09	251.64	283.56	-31.92
	4.0000	37.6001	03/11/09	05/01/09	143.80	150.40	-6.60
ARCHER-DANIELS-MIDLND CO	11.0000	26.4557	12/08/08	04/17/09	286.85	291.01	-4.16
	7.0000	27.8428	12/10/08	04/17/09	182.54	194.90	-12.36
	6.0000	28.4223	12/18/08	04/17/09	156.48	170.53	-14.05
	6.0000	28.8464	12/31/08	05/04/09	154.62	173.08	-18.46
	4.0000	29.0418	01/05/09	05/04/09	103.09	116.17	-13.08
	3.0000	28.7976	04/03/09	05/04/09	77.32	86.40	-9.08
	5.0000	28.7976	04/03/09	05/05/09	117.43	143.98	-26.55
	6.0000	28.5540	04/06/09	05/05/09	140.92	171.32	-30.40
AUTOLIV INC	13.0000	34.3538	08/13/09	12/14/09	560.08	446.60	113.48
AUTONATION INC	9.0000	16.9672	04/24/09	07/31/09	183.06	152.71	30.35
	9.0000	16.9672	04/24/09	09/02/09	158.03	152.70	5.33
BEST BUY CO INC	8.0000	38.0363	03/27/09	08/25/09	292.23	304.29	-12.06



# Realized Gain/Loss

As of Date: 2/05/10

Account Number: 1548-3933  
 Command Account Number: 9078714776  
 DONANT FOUNDATION  
 SYSTEMATIC MID VALUE



Short Term DESCRIPTION	Quantity	ADJ PRICE/ ORIG PRICE	DATE ACQUIRED	CLOSE DATE	PROCEEDS	ADJ COST/ ORIG COST	GAIN/LOSS
<i>Continued</i>							
BILL BARRETT CORP	5.0000	37.2847	03/31/09	08/25/09	182.64	186.42	-3.78
	6.0000	40.1090	04/03/09	08/25/09	219.18	240.65	-21.47
	3.0000	40.8366	04/09/09	08/25/09	109.59	122.51	-12.92
	6.0000	37.8865	04/16/09	08/25/09	219.18	227.32	-8.14
	15.0000	32.1589	05/07/09	08/28/09	453.25	482.39	-29.14
	1.0000	32.1589	05/07/09	08/17/09	33.91	32.15	1.76
	7.0000	30.0326	05/13/09	09/17/09	237.40	210.23	27.17
	6.0000	32.6980	06/03/09	09/17/09	203.48	196.19	7.29
	3.0000	33.0664	06/04/09	09/17/09	101.75	99.20	2.55
BRADY CORP CL A	10.0000	25.2404	07/06/09	09/28/09	294.94	252.41	42.53
	3.0000	25.2404	07/06/09	09/29/09	88.46	75.72	12.74
	6.0000	24.0748	07/08/09	09/29/09	176.93	144.45	32.48
CELANESE CORPORATION SERIES A	4.0000	20.6254	10/09/08	04/28/09	71.79	82.51	-10.72
	9.0000	20.6254	10/09/08	05/05/09	196.23	185.62	10.61
	1.0000	11.1490	12/05/08	05/05/09	21.81	11.15	10.66
	9.0000	11.1490	12/05/08	07/14/09	187.63	100.34	87.29
	18.0000	10.3173	02/05/09	07/14/09	375.28	185.71	189.57
	7.0000	10.3173	02/05/09	07/22/09	168.78	72.22	96.56
	3.0000	11.8548	03/20/09	07/22/09	72.34	35.57	36.77
CHECK POINT SOFTWARE TECH LTD	5.0000	24.7569	05/22/08	04/21/09	124.14	123.79	0.35
	10.0000	24.6393	09/11/08	07/01/09	233.59	246.39	-12.80
CLIFFS NATURAL RESOURCES	8.0000	34.0986	09/17/09	12/14/09	354.27	272.80	81.47

# Realized Gain/Loss

As of Date: 2005/10

Account Number: 1549-3933  
 Command Account Number: 9078714776  
 DONANT FOUNDATION  
 SYSTEMATIC MID VALUE

Short Term	Continued	DESCRIPTION	QUANTITY	ADJ PRICE/ ORIG PRICE	DATE ACQUIRED	CLOSE DATE	PROCEEDS	ADJ COST/ ORIG COST	GAIN/LOSS
		GLOROX COMPANY	8.0000	55.1090	05/01/09	08/18/09	454.02	440.87	13.15
		COCA-COLA ENTERPRISES INCORPORATED	25.0000	11.9257	12/18/08	04/03/09	350.45	298.14	52.31
			3.0000	12.0791	12/19/08	04/03/09	42.06	36.24	5.82
			10.0000	12.0791	12/19/08	05/07/09	172.53	120.79	51.74
			11.0000	11.6290	12/24/08	05/07/09	189.80	127.92	61.88
			10.0000	11.6290	12/24/08	05/08/09	173.87	116.29	57.58
			1.0000	12.1316	12/31/08	05/08/09	17.39	12.14	5.25
			10.0000	12.1316	12/31/08	06/17/09	172.30	121.31	50.99
			3.0000	12.1316	12/31/08	07/08/09	50.07	36.39	13.68
			6.0000	12.0809	03/23/09	07/08/09	100.14	72.49	27.65
			13.0000	12.0809	03/23/09	07/09/09	216.79	157.05	59.74
		CONTINENTAL AIRLINES INC CL B	24.0000	16.4966	10/24/08	04/15/09	309.51	395.92	-86.41
			10.0000	16.4966	10/24/08	04/16/09	127.27	164.96	-37.69
			3.0000	12.3758	11/19/08	04/16/09	38.19	37.13	1.06
			6.0000	12.3758	11/19/08	05/13/09	64.00	74.25	-10.25
			8.0000	14.8816	11/26/08	05/13/09	85.33	119.05	-33.72
			5.0000	8.7310	03/18/09	05/13/09	53.34	43.66	9.68
			18.0000	8.7310	03/18/09	05/13/09	199.27	157.15	42.12
		COVANTA HOLDING CORP	3.0000	19.0050	11/24/08	03/31/09	39.56	57.01	-17.45
			7.0000	18.7332	12/02/08	03/31/09	92.33	131.13	-38.80
			8.0000	19.7513	12/03/08	03/31/09	105.52	158.01	-52.49
			8.0000	21.6883	12/10/08	03/31/09	105.52	173.51	-67.99
		CROWN HOLDINGS INC	9.0000	26.2697	07/07/08	02/19/09	188.29	236.42	-48.13



# Realized Gain/Loss

As of Date: 2/05/10




Account Number: 1549-3933  
 Command Account Number: 8078714776  
 DONANT FOUNDATION  
 SYSTEMATIC MID VALUE

Short Term DESCRIPTION	QUANTITY	ADJ PRICE/ ORIG PRICE	DATE ACQUIRED	CLOSE DATE	PROCEEDS	ADJ COST/ ORIG COST	GAIN/LOSS
	3.0000	28.0017	08/01/08	02/19/09	62.77	84.01	-21.24
	5.0000	28.0017	08/01/08	04/21/09	118.12	140.00	-21.88
	8.0000	24.5874	09/05/08	04/21/09	189.00	196.70	-7.70
	5.0000	24.0645	09/09/08	04/21/09	118.12	120.32	-2.20
	1.0000	21.7080	10/20/08	04/21/09	23.62	21.71	1.91
	5.0000	18.7178	10/29/08	04/21/09	118.14	93.59	24.55
	9.0000	18.7178	10/29/08	10/20/09	242.54	168.47	74.07
	6.0000	18.7178	10/29/08	10/29/09	157.26	112.30	44.96
	9.0000	15.8043	12/03/08	10/29/09	235.90	142.24	93.66
D R HORTON INC	41.0000	8.8767	02/18/09	04/28/09	520.23	363.95	156.28
	12.0000	8.8767	02/18/09	05/05/09	154.06	106.52	47.54
	2.0000	8.8767	02/18/09	05/07/09	18.90	17.76	1.14
	9.0000	8.8767	02/18/09	06/23/09	83.25	79.88	3.37
	16.0000	8.0100	03/18/09	06/23/09	148.01	128.16	19.85
	20.0000	8.3065	03/20/09	06/23/09	185.03	166.13	18.90
DARDEN RESTAURANTS	7.0000	29.4753	01/02/09	04/22/09	286.59	206.33	80.26
	3.0000	29.4753	01/02/09	06/01/09	111.88	88.42	23.46
	5.0000	27.5525	01/07/09	06/01/09	186.47	137.77	48.70
	8.0000	27.5525	01/07/09	08/13/09	248.51	220.41	28.10
	6.0000	24.5143	01/14/09	08/13/09	186.38	147.09	39.29
	3.0000	27.6326	01/29/09	08/13/09	93.20	82.90	10.30
DEAN FOODS CO	9.0000	21.6330	07/24/08	01/05/09	172.91	194.69	-21.78
	1.0000	24.9470	08/20/08	01/05/09	19.22	24.95	-5.73
	10.0000	24.9470	08/20/08	02/11/09	193.13	249.47	-56.34



Realized Gain/Loss



Account Number: 1548-3933  
 Command Account Number: 9078714776  
 DONANT FOUNDATION  
 SYSTEMATIC MID VALUE

Short Term	Continued	DESCRIPTION	QUANTITY	ADJ PRICE/ ORIG PRICE	DATE ACQUIRED	CLOSE DATE	PROCEEDS	ADJ COST/ ORIG COST	GAIN/LOSS
		FREEMONT-MCMORAN COPPER & GOLD INC CLASS B	7.0000	43.0557	03/26/09	08/04/09	451.33	301.39	149.94
			2.0000	41.9011	03/27/09	08/04/09	128.96	83.80	45.16
			1.0000	41.9011	03/27/09	08/05/09	63.66	41.90	21.76
			2.0000	38.2992	03/31/09	08/05/09	127.32	76.60	50.72
			1.0000	40.0563	04/21/09	08/05/09	63.67	40.06	23.61
			2.0000	40.0563	04/21/09	09/17/09	144.88	80.11	64.77
			5.0000	46.9279	05/14/09	09/17/09	352.20	234.64	127.56
			2.0000	48.5339	05/21/09	09/17/09	144.89	97.07	47.82
		FRESH DEL MONTE PRODUCE INC	19.0000	20.6689	11/03/08	04/08/09	312.55	392.71	-80.16
			4.0000	22.8495	11/04/08	04/08/09	65.80	90.60	-24.80
			2.0000	22.8495	11/04/08	04/30/09	29.35	45.30	-15.95
			8.0000	22.3980	11/18/08	04/30/09	117.41	178.71	-61.30
			9.0000	22.4391	11/20/08	04/30/09	192.10	201.96	-69.86
			1.0000	22.4391	11/20/08	05/05/09	14.60	22.43	-7.83
			16.0000	23.0959	01/02/09	05/05/09	233.75	369.53	-135.78
			2.0000	22.2469	01/08/09	05/05/09	29.22	44.49	-15.27
			3.0000	19.8066	02/24/09	05/05/09	43.83	59.42	-15.59
			9.0000	13.0762	03/10/09	05/05/09	131.49	117.69	13.80
		GANNETT CO INC DEL GENERAL CABLE CORP	31.0000	8.6584	08/31/09	10/20/09	424.91	268.41	156.50
			14.0000	34.9706	05/07/09	09/17/09	548.81	489.59	59.22
			4.0000	35.4929	05/11/09	09/17/09	156.80	141.97	14.83
			6.0000	32.6985	05/13/09	09/17/09	235.21	196.19	39.02

# Realized Gain/Loss

As of Date: 2/05/10

Account Number: 1549-3933  
 Command Account Number: 9078714776  
 DONANT FOUNDATION  
 SYSTEMATIC MID VALUE

Short Term DESCRIPTION	Continued	QUANTITY	ADJ PRICE/ ORIG PRICE	DATE ACQUIRED	CLOSE DATE	PROCEEDS	ADJ COST/ ORIG COST	GAIN/LOSS
		8.0000	32.6985	05/13/09	10/07/09	298.44	261.59	36.85
		3.0000	32.6985	05/13/09	10/08/09	113.58	98.09	15.49
		3.0000	34.3787	05/21/09	10/08/09	113.58	103.14	10.44
		2.0000	34.0466	06/23/09	10/08/09	75.73	68.10	7.63
		1.0000	34.0466	06/23/09	10/26/09	34.88	34.04	0.84
		7.0000	34.7058	08/06/09	10/26/09	244.18	242.94	1.24
GUESS? INC		8.0000	38.9905	10/19/09	12/28/09	345.59	311.93	33.66
HARSCO CORPORATION		8.0000	29.0185	07/01/09	10/26/09	290.43	232.15	58.28
		3.0000	29.0185	07/01/09	10/29/09	96.34	87.05	9.29
		6.0000	28.0624	07/07/09	10/29/09	192.69	168.37	24.32
HAWAIIAN ELEC INDS INC		14.0000	21.9719	01/20/09	06/18/09	259.71	307.61	-47.90
		1.0000	21.9633	01/22/09	06/18/09	18.56	21.97	-3.41
		9.0000	21.9633	01/22/09	06/24/09	164.70	197.67	-32.97
		3.0000	21.9633	01/22/09	07/20/09	51.65	65.88	-14.23
		6.0000	21.7826	01/26/09	07/20/09	103.30	130.70	-27.40
		7.0000	22.4607	02/06/09	07/20/09	120.53	157.22	-36.69
		9.0000	17.1294	05/27/09	07/20/09	154.97	154.16	0.81
HEALTHSPRING INC		15.0000	18.6051	12/22/08	02/25/09	151.33	279.08	-127.75
		6.0000	19.2084	12/29/08	02/25/09	60.53	115.25	-54.72
		6.0000	19.7307	01/06/09	02/25/09	60.53	118.38	-57.85
		8.0000	17.7580	01/14/09	02/25/09	80.72	142.06	-61.34
HILL-ROM HOLDINGS INC		30.0000	25.5630	10/08/08	02/09/09	368.59	766.89	-398.30
INFORMATICA CORP		11.0000	17.4428	06/12/09	09/29/09	249.16	191.87	57.29
		8.0000	17.4428	06/12/09	10/20/09	184.18	139.54	44.64



Realized Gain/Loss

As of Date: 2/05/10



Account Number: 1549-3933  
 Command Account Number: 9078714776  
 DONANT FOUNDATION  
 SYSTEMATIC MID VALUE

Short Term DESCRIPTION	Quantity	ADJ PRICE/ ORIG PRICE	DATE ACQUIRED	CLOSE DATE	PROCEEDS	ADJ COST/ ORIG COST	GAIN/LOSS
	9,000	17.7851	06/19/09	10/20/09	207.21	160.07	47.14
	8,000	17.7851	06/19/09	12/28/09	212.51	142.28	70.23
	5,000	16.7034	07/07/09	12/28/09	132.83	83.52	49.31
INTERNATIONAL PAPER CO	23,000	28.5759	08/04/08	01/05/09	276.10	657.25	-381.15
	2,000	28.1069	08/07/08	01/05/09	24.01	56.22	-32.21
	11,000	28.1069	08/07/08	01/20/09	107.20	309.17	-201.97
	9,000	27.5423	09/04/08	01/20/09	87.71	247.88	-160.17
INVESCO PLC	9,000	11.7903	11/26/08	10/20/09	211.81	106.12	105.69
	16,000	11.7903	11/26/08	11/19/09	357.24	188.64	168.60
KANSAS CITY SOUTHERN NEW	5,000	50.3822	08/13/08	06/29/09	80.35	251.91	-171.56
	3,000	49.1230	08/26/08	06/29/09	48.21	147.37	-99.16
	1,000	49.1230	08/26/08	07/22/09	18.88	49.12	-30.24
	4,000	44.9866	09/05/08	07/22/09	75.55	179.95	-104.40
	4,000	47.8223	09/08/08	07/22/09	75.55	191.29	-115.74
	6,000	35.7805	10/02/08	07/22/09	113.33	214.68	-101.35
	5,000	20.9929	01/09/09	07/22/09	94.45	104.96	-10.51
	4,000	20.4912	02/04/09	07/22/09	75.56	81.96	-6.40
KIRBY CORP	8,000	32.1015	05/15/09	11/05/09	273.32	256.81	16.51
	2,000	34.4434	06/03/09	11/05/09	68.34	68.89	-0.55
	7,000	34.4434	06/03/09	11/11/09	248.80	241.10	7.70
	1,000	31.0164	07/10/09	11/11/09	35.55	31.02	4.53
	3,000	31.0164	07/10/09	11/18/09	103.04	93.05	9.99
	8,000	35.6647	10/08/09	11/18/09	274.78	285.32	-10.54
KOHL'S CORP	7,000	50.8517	09/18/08	01/02/09	255.82	355.96	-100.14

As of Date: 2/05/10

# Realized Gain/Loss

Account Number: 1549-3833  
 Command Account Number: 8078714776  
 DONANT FOUNDATION  
 SYSTEMATIC MID VALUE

Short Term DESCRIPTION	Quantity	ADJ PRICE/ ORIG PRICE	DATE ACQUIRED	CLOSE DATE	PROCEEDS	ADJ COST/ ORIG COST	GAIN/LOSS
	1.0000	50.8517	08/18/08	08/13/09	50.72	50.85	-0.13
	6.0000	48.0909	09/18/08	08/13/09	304.35	288.55	15.80
	1.0000	35.0386	03/02/09	08/13/09	50.73	35.04	15.69
	3.0000	35.0386	03/02/09	10/29/09	173.26	105.11	68.15
	6.0000	44.7954	04/16/09	10/29/09	346.55	268.77	77.78
KROGER COMPANY COMMON	19.0000	26.7284	10/22/08	02/10/09	404.14	507.85	-103.71
	1.0000	26.7284	10/22/08	09/10/09	21.90	26.72	-4.82
	8.0000	26.0100	10/27/08	09/10/09	175.22	208.08	-32.86
	7.0000	27.7577	10/31/08	09/10/09	153.32	194.30	-40.98
	2.0000	26.4788	12/05/08	09/10/09	43.81	52.96	-9.15
	5.0000	26.4788	12/05/08	09/15/09	101.42	132.39	-30.97
	12.0000	21.9228	04/29/09	09/15/09	243.41	263.07	-19.66
LEGGETT & PLATT INC	19.0000	19.6871	07/23/08	01/05/09	291.84	374.06	-82.22
	4.0000	19.6871	07/23/08	01/07/09	59.97	78.74	-18.77
	11.0000	19.4331	08/01/08	01/07/09	164.92	213.76	-48.84
	5.0000	19.8204	08/01/08	01/07/09	74.97	99.10	-24.13
	6.0000	19.8204	08/01/08	02/03/09	73.29	118.92	-45.63
	10.0000	20.1391	08/04/08	02/03/09	122.15	201.39	-79.24
	7.0000	20.7113	08/07/08	02/03/09	85.51	144.99	-59.48
	6.0000	20.7113	08/07/08	03/09/09	62.13	124.26	-62.13
	15.0000	23.2427	09/17/08	03/09/09	155.36	348.64	-193.28
LIBERTY MEDIA INTERACTIVE A	32.0000	11.8868	10/16/09	12/18/09	331.52	380.38	-48.86
	16.0000	11.9456	10/21/09	12/18/09	165.76	191.13	-25.37



**Realized Gain/Loss**

As of Date: 2/05/10



Account Number: 1549-3933  
 Command Account Number: 9078714776  
 DONANT FOUNDATION  
 SYSTEMATIC MID VALUE

Short Term DESCRIPTION	Quantity	ADJ PRICE/ ORIG PRICE	DATE ACQUIRED	CLOSE DATE	PROCEEDS	ADJ COST/ ORIG COST	GAIN/LOSS
<i>Continued</i>							
LIFE TECHNOLOGIES CORP	23.0000	12.2557	10/26/09	12/18/09	238.28	281.88	-43.60
	14.0000	12.0412	11/05/09	12/18/09	145.04	168.58	-23.54
LORILLARD INC	1.0000	29.5386	10/22/08	09/30/09	45.98	29.54	16.44
	2.0000	60.7612	10/22/08	04/16/09	124.17	121.53	2.64
	3.0000	60.7612	10/22/08	06/17/09	197.96	182.28	15.68
	1.0000	65.5012	10/29/08	10/27/09	75.75	65.50	10.25
	3.0000	62.5699	11/04/08	10/27/09	227.27	187.71	39.56
MAGELLAN HEALTH SVCS INC	8.0000	37.2578	12/19/08	05/13/09	234.46	298.06	-63.60
	3.0000	37.3215	12/24/08	05/13/09	87.92	111.96	-24.04
	5.0000	37.8717	02/06/09	05/13/09	146.55	189.36	-42.81
	5.0000	33.0889	04/24/09	05/13/09	146.55	165.44	-18.89
MARSH AND MC LENNAN COMPANIES INC	2.0000	32.2626	08/28/08	01/16/09	43.20	64.52	-21.32
	10.0000	32.9502	09/12/08	01/16/09	216.00	329.50	-113.50
	13.0000	34.0813	09/19/08	01/16/09	280.80	443.06	-162.26
	5.0000	28.1872	10/14/08	01/16/09	108.00	140.94	-32.94
MARVELL TECHNOLOGY GROUP LTD	32.0000	9.4575	04/01/09	11/19/09	483.18	302.64	180.54
	7.0000	9.4575	04/01/09	12/17/09	135.59	66.20	69.39
	6.0000	10.0000	04/03/09	12/17/09	116.22	60.00	56.22
	19.0000	10.0000	04/03/09	12/18/09	375.37	190.00	185.37
	4.0000	9.7999	04/21/09	12/18/09	79.03	39.20	39.83
MASTERCARD INC CL A	4.0000	165.0420	11/04/08	05/13/09	689.13	660.17	28.96
	1.0000	159.4062	02/09/09	05/13/09	172.29	159.41	12.88
MB FINANCIAL INC NEW	18.0000	20.0642	09/28/09	10/27/09	341.16	361.16	-20.00

# Realized Gain/Loss

As of Date: 2/05/10

Account Number: 1549-3933  
 Command Account Number: 9078714776  
 DONANT FOUNDATION  
 SYSTEMATIC MID VALUE

Short Term	Continued	DESCRIPTION	QUANTITY	ADJ PRICE/ ORIG PRICE	DATE ACQUIRED	CLOSE DATE	PROCEEDS	ADJ COST/ ORIG COST	GAIN/LOSS
			12.0000	20.0642	09/28/09	11/06/09	204.03	240.77	-36.74
			10.0000	20.3632	10/01/09	11/06/09	170.03	203.63	-33.60
			1.0000	20.2835	10/07/09	11/06/09	17.01	20.29	-3.28
			17.0000	20.2835	10/07/09	11/11/09	299.03	344.81	-45.78
		<b>MCGRAW-HILL COMPANIES</b>							
		INC	15.0000	29.3376	04/17/09	10/23/09	456.73	440.07	16.66
			7.0000	29.3376	04/17/09	11/02/09	197.44	205.36	-7.92
			3.0000	28.1653	04/21/09	11/02/09	84.62	84.50	0.12
			4.0000	28.4250	04/22/09	11/02/09	112.83	113.70	-0.87
		<b>MOLSON COORS BREWING CO</b>							
		CL-8	8.0000	42.2509	05/06/09	10/16/09	399.86	338.01	61.85
			1.0000	42.0717	05/11/09	10/16/09	49.99	42.08	7.91
			2.0000	42.0717	05/11/09	12/15/09	88.03	84.14	3.89
			3.0000	42.1179	05/14/09	12/15/09	132.04	126.35	5.69
			4.0000	46.1824	06/03/09	12/15/09	176.07	184.73	-8.66
		<b>NASDAQ OMX GROUP</b>							
			21.0000	32.1136	08/13/08	01/09/09	467.07	674.39	-207.32
			6.0000	32.1136	08/13/08	03/25/09	127.43	192.68	-65.25
			8.0000	32.2150	08/13/08	03/25/09	169.91	257.72	-87.81
			4.0000	34.1624	08/15/08	03/25/09	84.96	136.65	-51.69
			4.0000	34.1624	08/15/08	04/24/09	75.78	136.65	-60.87
			8.0000	31.7708	08/22/08	04/24/09	151.57	254.17	-102.60
			5.0000	30.3303	10/07/08	04/24/09	94.74	151.65	-56.91
			10.0000	19.3379	03/04/09	04/24/09	189.48	193.38	-3.90
		<b>NATIONAL RETAIL PTYS</b>							
		INC	21.0000	21.1937	06/30/08	01/20/09	312.25	445.07	-132.82



# Realized Gain/Loss

As of Date: 2/05/10



Account Number: 1548-3933  
 Command Account Number: 9078714776  
 DONANT FOUNDATION  
 SYSTEMATIC MID VALUE

Short Term DESCRIPTION	Quantity	ADJ PRICE/ ORIG PRICE	DATE ACQUIRED	CLOSE DATE	PROCEEDS	ADJ COST/ ORIG COST	GAIN/LOSS
	11.0000	19.9323	07/16/08	01/20/09	163.56	219.26	-55.70
	16.0000	19.9323	07/16/08	06/19/09	271.87	318.91	-47.04
	6.0000	22.0243	08/04/08	06/19/09	101.96	132.15	-30.19
	7.0000	22.0243	08/04/08	06/24/09	114.75	154.17	-39.42
	2.0000	22.8242	08/13/08	06/24/09	32.79	45.65	-12.86
	9.0000	22.8242	08/13/08	07/06/09	152.34	205.42	-53.08
	2.0000	22.8242	08/13/08	07/10/09	32.07	45.64	-13.57
	8.0000	23.9970	09/23/08	07/10/09	128.29	191.98	-63.69
	9.0000	19.3269	10/15/08	07/10/09	144.33	173.94	-29.61
NAVISTAR INTL CORP NEW	9.0000	24.3549	03/10/09	04/02/09	263.24	219.20	44.04
	7.0000	24.3549	03/10/09	04/02/09	244.51	170.48	74.03
NEW YORK COMMUNITY BANCORP INC	14.0000	16.6940	03/13/08	02/04/09	173.75	233.71	-59.96
	8.0000	18.3441	04/23/08	02/04/09	99.29	146.76	-47.47
	7.0000	18.3441	04/23/08	03/05/09	59.25	128.40	-69.15
	14.0000	19.2237	04/24/08	03/05/09	118.51	269.13	-150.62
	13.0000	18.3687	09/22/08	03/05/09	110.05	238.79	-128.74
	11.0000	12.4385	01/16/09	03/05/09	93.13	136.82	-43.69
NEWELL RUBBERMAID INC	26.0000	13.5632	08/19/09	11/12/09	378.75	352.64	26.11
NOBLE ENERGY INC	1.0000	48.1140	02/20/09	05/15/09	51.91	48.12	3.79
	4.0000	48.1140	02/20/09	08/04/09	249.74	192.45	57.29
	4.0000	44.9837	02/24/09	08/04/09	249.75	179.94	69.81
NORTHEAST UTILITIES	5.0000	23.5030	12/10/08	12/02/09	121.85	117.52	4.33
	5.0000	22.6242	12/19/08	12/02/09	121.85	113.12	8.73

Continued

# Realized Gain/Loss

As of Date: 2/05/10

Account Number: 1548-3933  
 Command Account Number: 9078714778  
 DONANT FOUNDATION  
 SYSTEMATIC MID VALUE


Short Term	Continued	DESCRIPTION	QUANTITY	ADJ PRICE/ ORIG PRICE	DATE ACQUIRED	CLOSE DATE	PROCEEDS	ADJ COST/ ORIG COST	GAIN/LOSS
		NRG ENERGY INC	8.0000	21.8155	10/29/08	10/29/09	196.50	174.52	21.98
		NSTAR	6.0000	27.8504	03/09/09	05/21/09	173.51	167.10	6.41
		NU SKIN ENTERPRISES INC	13.0000	23.1594	10/20/09	11/12/09	332.36	301.08	31.28
			1.0000	23.1594	10/20/09	12/07/09	27.73	23.15	4.58
			6.0000	24.0775	10/26/09	12/07/09	166.43	144.47	21.96
		NV ENERGY INC	35.0000	9.1749	12/22/08	07/01/09	383.12	321.13	61.99
			4.0000	9.1749	12/22/08	10/09/09	46.37	36.69	9.68
			34.0000	9.3132	12/23/08	10/09/09	394.19	316.65	77.54
		OMNICARE INC	13.0000	28.3567	10/03/08	07/30/08	297.79	368.64	-70.85
			17.0000	26.9256	10/07/08	07/30/08	389.42	457.74	-68.32
			3.0000	24.4579	10/17/08	07/30/08	68.72	73.37	-4.65
			7.0000	20.2612	11/21/08	07/30/09	160.34	141.83	18.51
			4.0000	27.1614	01/02/09	07/30/09	91.63	108.65	-17.02
			8.0000	22.6345	03/02/09	07/30/09	183.26	181.08	2.18
			2.0000	24.8397	05/01/09	07/30/09	45.82	49.68	-3.86
		P P G INDUSTRIES INC	7.0000	50.1934	07/20/09	11/12/09	421.68	351.35	70.33
			6.0000	52.9149	08/18/09	11/12/09	361.45	317.49	43.96
		PETSMART INC	7.0000	27.1654	09/02/08	04/01/09	145.88	190.15	-44.27
			8.0000	24.0533	10/01/08	04/01/09	166.73	192.43	-25.70
			7.0000	19.9006	10/15/08	04/01/09	145.90	139.31	6.59
			10.0000	19.9006	10/15/08	04/28/09	229.33	199.00	30.33
			1.0000	19.9006	10/15/08	05/05/09	22.41	19.90	2.51
			12.0000	15.6331	11/24/08	05/05/09	268.94	187.60	81.34
		PROSPERITY BANCSHRS INC	5.0000	23.0474	03/05/09	12/10/09	194.35	115.24	79.11



## Realized Gain/Loss

Page 70 of 87

As of Date: 2/05/10



Account Number: 1549-3933  
 Command Account Number: 8078714776  
 DONANT FOUNDATION  
 SYSTEMATIC MID VALUE

Short Term DESCRIPTION	Quantity	ADJ PRICE/ ORIG PRICE	DATE ACQUIRED	CLOSE DATE	PROCEEDS	ADJ COST/ ORIG COST	GAIN/LOSS
PROTECTIVE LIFE CORP	21.0000	17.0368	08/06/09	11/06/09	340.49	357.77	-17.28
	17.0000	21.2481	08/26/09	11/06/09	275.63	361.22	-85.59
	12.0000	22.0663	09/22/09	11/06/09	194.57	264.80	-70.23
	11.0000	21.6249	09/23/09	11/06/09	179.36	237.87	-59.51
PRUDENTIAL FINANCIAL INC	13.0000	39.1169	05/13/09	12/04/09	623.00	508.53	114.47
RELIANCE STEEL & ALUMINUM CO	2.0000	59.7039	03/27/08	03/13/09	45.65	119.40	-73.75
	5.0000	61.1022	04/02/08	03/13/09	114.14	305.51	-191.37
	7.0000	61.9577	04/04/08	03/13/09	159.81	433.70	-273.89
	3.0000	23.9296	12/11/08	03/13/09	68.49	71.79	-3.30
	4.0000	23.9296	12/11/08	04/03/09	120.82	95.72	25.10
	4.0000	24.1215	01/08/09	04/03/09	120.83	96.49	24.34
	8.0000	24.1215	01/08/09	04/14/09	274.31	192.97	81.34
ROSS STORES INC (CALIF)	10.0000	31.8444	03/11/09	04/14/09	383.79	318.44	65.35
	2.0000	32.6851	03/16/09	04/27/09	79.20	65.37	13.83
	2.0000	32.6851	03/16/09	05/21/09	77.18	65.37	11.81
	6.0000	36.8953	04/02/09	05/21/09	231.57	221.37	10.20
ROYAL CARIBBEAN CRUISES LTD NORWAY	12.0000	16.6616	05/08/09	07/28/09	188.86	199.94	-11.08
	3.0000	16.6616	05/08/09	07/29/09	41.04	49.98	-8.94
	10.0000	13.8037	05/13/09	07/29/09	136.81	138.04	-1.23
SAIC INC	10.0000	17.7387	10/13/08	06/09/09	182.19	177.39	4.80
	2.0000	18.0964	10/20/08	06/09/09	36.44	36.20	0.24

001 / 80 / 80F0

# Realized Gain/Loss

As of Date: 2/05/10

Account Number: 1549-9933  
 Command Account Number: 9078714776  
 DONANT FOUNDATION  
 SYSTEMATIC MID VALUE

Short Term Description	Quantity	Adj Price/ Orig Price	Date Acquired	Close Date	Proceeds	Adj Cost/ Orig Cost	Gain/Loss
<i>Continued</i>							
SEMTECH CORP	10.0000	18.0964	10/20/08	06/12/09	180.16	180.96	-0.80
	8.0000	19.0895	01/16/09	06/12/09	144.13	152.72	-8.59
	8.0000	15.3868	04/14/08	03/23/09	105.36	123.10	-17.74
SHAW COMMUNICATIONS							
CL B	13.0000	16.8143	01/20/09	11/04/09	236.51	218.59	17.92
	13.0000	16.8143	01/20/09	11/06/09	238.92	218.58	20.34
	8.0000	16.3688	01/22/09	11/06/09	147.04	130.95	16.09
	8.0000	16.3688	01/22/09	11/10/09	150.75	130.95	19.80
	14.0000	15.9298	04/03/09	11/10/09	263.82	223.02	40.80
SKYWORKS SOLUTIONS INC							
	19.0000	10.0836	06/25/09	08/27/09	222.77	191.59	31.18
	12.0000	10.0836	06/25/09	10/02/09	144.80	121.00	23.80
	13.0000	10.2057	07/09/09	10/02/09	156.87	132.67	24.20
SNAP-ON INC							
	5.0000	31.9355	11/19/08	10/06/09	173.26	159.68	13.58
	4.0000	28.9829	11/21/08	10/06/09	138.61	115.93	22.68
	4.0000	33.7433	12/05/08	10/06/09	138.61	134.97	3.64
SOLERA HOLDINGS INC							
	2.0000	24.4683	10/31/08	08/06/09	51.02	48.93	2.09
	10.0000	23.0328	11/07/08	08/06/09	255.12	230.33	24.79
	2.0000	20.1282	03/05/09	08/06/09	51.03	40.26	10.77
	6.0000	20.1282	03/05/09	09/16/09	163.58	120.77	42.81
	11.0000	24.2847	06/12/09	09/16/09	299.90	267.13	32.77
SPECTRA ENERGY CORP							
	19.0000	14.5480	03/23/09	11/05/09	364.31	276.41	87.90
	3.0000	14.6217	03/23/09	11/05/09	57.53	43.87	13.66
	8.0000	14.6217	03/23/09	11/11/09	153.90	116.97	36.93
	11.0000	14.5147	03/25/09	11/11/09	211.63	159.67	51.96



**Realized Gain/Loss**

As of Date: 2/05/10



Account Number: 1549-3833  
 Command Account Number: 8078714776  
 DONANT FOUNDATION  
 SYSTEMATIC MID VALUE

Short Term DESCRIPTION	Quantity	ADJ PRICE/ ORIG PRICE	DATE ACQUIRED	CLOSE DATE	PROCEEDS	ADJ COST/ ORIG COST	GAIN/LOSS
	13.0000	14.5147	03/25/09	11/17/09	249.72	188.68	61.04
	15.0000	19.1718	10/07/09	11/17/09	288.14	287.58	0.56
SPX CORP	2.0000	120.4491	07/28/08	06/12/09	99.06	240.90	-141.84
	3.0000	112.1609	08/05/08	06/12/09	148.59	336.48	-187.89
	2.0000	115.2371	08/07/08	06/12/09	99.07	230.47	-131.40
	1.0000	44.0427	01/08/09	11/24/09	53.80	44.04	9.76
	3.0000	42.4072	04/14/09	11/24/09	161.43	127.22	34.21
STATE STR CORP	11.0000	40.9100	11/07/08	04/22/09	397.24	450.01	-52.77
	4.0000	40.9100	11/07/08	05/20/09	172.64	163.64	9.00
	4.0000	37.1060	11/13/08	05/20/09	172.65	148.43	24.22
	2.0000	37.1060	11/13/08	07/07/09	92.15	74.21	17.94
	6.0000	35.8098	12/03/08	07/07/09	276.46	214.86	61.60
	3.0000	35.8098	12/03/08	09/21/09	158.55	107.43	51.12
	2.0000	42.5659	12/10/08	09/21/09	105.70	85.13	20.57
	5.0000	40.2526	12/18/08	09/21/09	264.25	201.26	62.99
	1.0000	41.4840	01/05/09	09/21/09	52.85	41.49	11.36
	1.0000	41.4840	01/05/09	10/14/09	53.05	41.48	11.57
	3.0000	23.0006	03/12/09	10/14/09	159.18	69.00	90.18
	2.0000	27.8479	03/19/09	10/14/09	106.12	55.70	50.42
	6.0000	25.7125	03/20/09	10/14/09	318.36	154.28	164.08
SUSQUEHANNA BANCSHARES INC	7.0000	21.5151	02/28/08	01/16/09	78.56	150.60	-72.04
	20.0000	19.5718	03/11/08	01/16/09	224.49	391.44	-166.95
SYNOPSIS CORP	14.0000	19.9781	02/19/09	06/25/09	264.11	279.69	-15.58

# Realized Gain/Loss

As of Date: 2/05/10

Account Number: 1549-3833  
 Command Account Number: 9078714776  
 DONANT FOUNDATION  
 SYSTEMATIC MID VALUE

Short Term DESCRIPTION	Quantity	ADJ PRICE/ ORIG PRICE	DATE ACQUIRED	CLOSE DATE	PROCEEDS	ADJ COST/ ORIG COST	GAIN/LOSS
<i>Continued</i>							
TELLABS INC	5.0000	18.8290	02/25/09	06/25/09	94.33	94.15	0.18
	4.0000	18.8290	02/25/09	07/08/09	72.08	75.31	-3.23
	14.0000	21.9039	05/20/09	07/08/09	252.30	308.65	-54.35
	43.0000	5.3999	05/20/09	10/15/09	301.12	232.20	68.92
	26.0000	5.3999	05/20/09	11/11/09	157.91	140.39	17.52
	30.0000	5.2508	05/26/09	11/11/09	182.21	157.52	24.69
TEMPLE INLAND INC	27.0000	11.4673	04/28/09	12/28/09	596.59	309.62	286.97
	3.0000	11.9813	04/30/09	12/28/09	66.29	35.95	30.34
TERRA INDS INC	10.0000	46.3518	08/04/08	05/06/09	270.47	463.52	-193.05
	3.0000	38.6269	09/09/08	05/06/09	81.15	115.88	-34.73
	3.0000	38.6269	09/09/08	06/02/09	84.23	115.88	-31.65
	2.0000	36.8713	09/09/08	06/02/09	56.16	73.74	-17.58
	5.0000	21.6298	10/02/08	06/02/09	140.40	108.15	32.25
	2.0000	21.6298	10/02/08	06/04/09	54.08	43.26	10.82
	7.0000	17.1519	10/27/08	06/04/09	189.30	120.06	69.24
THOMPSON CREEK METALS CO	2.0000	9.3893	05/20/09	12/04/09	24.36	18.78	5.58
	25.0000	9.3893	05/20/09	12/15/09	276.09	234.73	41.36
	7.0000	8.7411	05/22/09	12/15/09	77.31	61.19	16.12
	12.0000	8.7411	05/22/09	12/16/09	129.90	104.89	25.01
	1.0000	8.6271	05/26/09	12/16/09	10.83	8.63	2.20
TUPPERWARE CORP	7.0000	37.7309	05/08/08	03/18/09	96.48	264.12	-167.64
	3.0000	38.5100	05/09/08	03/18/09	41.35	115.53	-74.18
	7.0000	32.7391	07/03/08	03/18/09	96.49	229.17	-132.68
	12.0000	19.5928	10/21/08	03/18/09	165.42	235.11	-69.69



# Realized Gain/Loss

As of Date: 2/05/10



Account Number: 1549-3933  
 Command Account Number: 9078714776  
 DONANT FOUNDATION  
 SYSTEMATIC MID VALUE

Short Term DESCRIPTION	Quantity	ADJ PRICE/ ORIG PRICE	DATE ACQUIRED	CLOSE DATE	PROCEEDS	ADJ COST/ ORIG COST	GAIN/LOSS
UNUMPROVIDENT CORP	16.0000	11.0989	03/13/09	11/18/09	312.46	177.58	134.88
	2.0000	12.8859	03/19/09	11/18/09	39.05	25.77	13.28
	6.0000	11.4202	03/20/09	11/18/09	117.18	68.53	48.65
VALERO ENERGY CORP NEW (VALERO REFG & MKTING)	17.0000	18.1758	10/30/08	05/14/09	354.00	308.99	45.01
	6.0000	22.2051	01/14/09	05/14/09	124.95	133.23	-8.28
	10.0000	22.2051	01/14/09	06/03/09	187.10	222.05	-34.95
	9.0000	16.8689	03/11/09	06/03/09	168.40	151.82	16.58
	7.0000	20.4486	04/30/09	06/03/09	130.98	143.14	-12.16
WALTER ENERGY INC	3.0000	69.2333	07/08/08	05/05/09	83.66	207.70	-124.04
	2.0000	77.0600	07/15/08	05/05/09	55.77	154.12	-98.35
	3.0000	74.1433	07/17/08	05/05/09	83.66	222.43	-138.77
	4.0000	75.4600	07/23/08	05/05/09	111.56	301.84	-190.28
	1.0000	75.4600	07/23/08	05/07/09	30.23	75.46	-45.23
	2.0000	74.9950	08/05/08	05/07/09	60.47	149.99	-89.52
	3.0000	65.0600	09/05/08	05/07/09	90.72	195.18	-104.46
	3.0000	58.2600	09/09/08	06/12/09	109.06	174.78	-65.72
	1.0000	49.9567	09/18/08	06/12/09	36.36	49.96	-13.60
WALTER INDUSTRIES INC:XXX SPINCO INTEREST (WLT) CONTRA RR	0.5546	4.1300	04/20/09	04/20/09	★ 1.33	★ 2.29	-0.96
WALTER INVT MGMT CRP	0.0578	32.8492	07/08/08	04/22/09	0.44	1.90	-1.46
	0.8400	32.8690	07/08/08	06/04/09	10.96	27.61	-16.65
	0.0386	36.5664	07/15/08	04/22/09	0.29	1.41	-1.12
	0.5600	36.5893	07/15/08	06/04/09	7.31	20.49	-13.18

001 / 80 / 80FO

# Realized Gain/Loss

As of Date: 2/05/10


Account Number: 1549-3933  
 Command Account Number: 8078714776  
 DONANT FOUNDATION  
 SYSTEMATIC MID VALUE

Short Term DESCRIPTION	Quantity	ADJ PRICE/ ORIG PRICE	DATE ACQUIRED	CLOSE DATE	PROCEEDS	ADJ COST/ ORIG COST	GAIN/LOSS
	0.0578	35.2897	07/17/08	04/22/09	0.44	2.04	-1.60
	0.8400	35.1905	07/17/08	06/04/09	10.96	29.56	-18.60
	0.0964	35.7847	07/23/08	04/22/09	0.73	3.45	-2.72
	1.4000	35.8214	07/23/08	06/04/09	18.27	50.15	-31.88
	0.0386	35.5290	08/05/08	04/22/09	0.29	1.37	-1.08
	0.5600	35.6071	08/05/08	06/04/09	7.31	19.94	-12.63
	0.0578	30.9474	09/05/08	04/22/09	0.44	1.79	-1.35
	0.8400	30.8810	09/05/08	06/04/09	10.96	25.94	-14.98
	0.0578	27.6625	09/09/08	04/22/09	0.44	1.60	-1.16
	0.8400	27.6548	09/09/08	06/04/09	10.96	23.23	-12.27
	0.0578	23.6860	09/18/08	04/22/09	0.44	1.37	-0.93
	0.8400	23.7143	09/18/08	06/04/09	10.96	19.92	-8.96
	0.1928	19.2417	09/29/08	04/22/09	1.47	3.71	-2.24
	2.8000	19.2250	09/29/08	06/04/09	36.56	53.83	-17.27
	0.2121	13.8000	04/21/09	04/22/09	1.62	2.93	-1.31
	3.0800	13.8000	04/21/09	06/04/09	40.23	42.50	-2.27
WARNACO GROUP INC CL A	5.0000	17.4934	12/11/08	10/08/09	218.20	87.47	130.73
	4.0000	17.4934	12/11/08	10/19/09	170.53	69.97	100.56
	7.0000	27.3995	04/14/09	10/19/09	298.43	191.80	106.63
WESTERN DIGITAL CORP	8.0000	19.6899	04/01/09	06/04/09	193.41	157.52	35.89
	11.0000	19.6899	04/01/09	11/18/09	420.82	216.59	204.23
	2.0000	20.5126	04/06/09	11/18/09	76.52	41.03	35.49
WHITING PETROLEUM CORP	8.0000	85.2212	07/29/08	01/06/09	344.23	681.77	-337.54
	1.0000	81.8468	08/11/08	01/06/09	43.03	81.85	-38.82



# Realized Gain/Loss

As of Date: 2/05/10



Account Number: 1548-3933  
 Command Account Number: 9078714776  
 DONANT FOUNDATION  
 SYSTEMATIC MID VALUE

Short Term	Continued	QUANTITY	ADJ PRICE/ ORIG PRICE	DATE ACQUIRED	CLOSE DATE	PROCEEDS	ADJ COST/ ORIG COST	GAIN/LOSS
		1.0000	84.2138	09/04/08	01/06/09	43.03	84.22	-41.19
		2.0000	84.2138	09/04/08	01/09/09	77.19	168.42	-91.23
		2.0000	85.2239	09/05/08	01/09/09	77.19	170.45	-93.26
		4.0000	75.9121	09/09/08	01/09/09	154.39	303.65	-149.26
		2.0000	70.6212	09/18/08	01/09/09	77.20	141.24	-64.04
		5.0000	37.0100	06/17/09	12/09/09	319.83	185.05	134.78
<b>Total - Short Term</b>						<b>\$73,172.81</b>	<b>\$75,995.32</b>	<b>-\$2,831.82</b>
								<b>+ 9.31</b>
								<b>- 2,822.51</b>
Long Term		QUANTITY	ADJ PRICE/ ORIG PRICE	DATE ACQUIRED	CLOSE DATE	PROCEEDS	ADJ COST/ ORIG COST	GAIN/LOSS
ADVANCE AUTO PARTS		6.0000	35.3075	11/15/07	02/20/09	221.61	211.84	9.77
		2.0000	35.3075	11/15/07	04/22/09	87.99	70.61	17.38
		7.0000	38.1650	12/05/07	04/22/09	307.99	267.16	40.83
		5.0000	38.7028	12/12/07	05/06/09	210.67	193.52	17.15
		2.0000	38.7028	12/12/07	05/20/09	85.77	77.40	8.37
		3.0000	35.4400	01/09/08	05/20/09	128.66	106.32	22.34
ALLEGHANY CORP NEW DELAWARE		2.0000	403.5600	09/27/07	03/09/09	524.48	807.12	-282.64
		1.0000	403.5600	09/27/07	03/12/09	270.12	403.56	-133.44
		1.0000	403.5600	09/27/07	03/19/09	285.08	403.56	-118.48
		1.0000	406.0000	12/19/07	03/20/09	272.53	406.00	-133.47
		1.0000	373.0528	02/29/08	09/22/09	253.58	373.05	-119.47
AMERICAN ELECTRIC POWER INC		23.0000	46.4000	09/27/07	01/28/09	731.20	1,067.20	-336.00
AON CORP		4.0000	43.7532	02/01/08	05/01/09	143.79	175.01	-31.22

# Realized Gain/Loss

As of Date: 2/05/10

Account Number: 1549-3833  
 Command Account Number: 9078714776  
 DONANT FOUNDATION  
 SYSTEMATIC MID VALUE

Long Term DESCRIPTION	Quantity	ADJ PRICE/ ORIG PRICE	DATE ACQUIRED	CLOSE DATE	PROCEEDS	ADJ COST/ ORIG COST	GAIN/LOSS
<i>Continued</i>							
ARCH CAP GROUP LTD	5.0000	41.1842	03/19/08	05/01/09	179.74	205.97	-26.23
	5.0000	71.2471	04/04/08	05/18/09	288.25	356.24	-67.99
	1.0000	71.2471	04/04/08	09/10/09	64.23	71.24	-7.01
	4.0000	71.1297	04/22/08	09/10/09	256.95	284.52	-27.57
	3.0000	72.1409	04/25/08	09/10/09	192.72	216.43	-23.71
GELANESE CORPORATION SERIES A	10.0000	38.4600	09/27/07	04/28/09	179.45	384.60	-205.15
	2.0000	36.2828	11/27/07	04/28/09	35.89	72.57	-36.68
CHECK POINT SOFTWARE TECH LTD	18.0000	25.6494	09/27/07	03/10/09	371.18	461.70	-90.52
	2.0000	25.6494	09/27/07	04/21/09	49.65	51.29	-1.64
	9.0000	25.1339	09/28/07	04/21/09	223.44	226.21	-2.77
	10.0000	25.9571	10/08/07	04/21/09	248.27	259.57	-11.30
	11.0000	24.7569	05/22/08	05/27/09	252.28	272.32	-20.04
	2.0000	24.7569	05/22/08	07/01/09	46.71	49.51	-2.80
DEAN FOODS CO	4.0000	23.8015	09/15/08	10/07/09	74.58	95.20	-20.62
	8.0000	22.8474	09/23/08	10/07/09	149.18	182.78	-33.60
DIGITAL REALTY TRUST INC	9.0000	41.0693	05/14/08	05/19/09	322.97	369.62	-46.65
	6.0000	43.1570	05/30/08	08/19/09	243.38	258.94	-15.56
	7.0000	42.5998	06/17/08	08/19/09	283.95	298.20	-14.25
	1.0000	41.4261	06/20/08	08/19/09	40.57	41.43	-0.86
	6.0000	41.4261	06/20/08	10/02/09	262.88	248.55	14.33
	1.0000	44.9924	09/23/08	10/02/09	43.81	44.99	-1.18
	7.0000	37.1563	10/14/08	10/26/09	323.86	260.09	63.77



As of Date: 2/05/10

Realized Gain/Loss



Account Number: 1548-3933  
 Command Account Number: 9078714776  
 DONANT FOUNDATION  
 SYSTEMATIC MID VALUE

Long Term Description	Quantity	Adj Price/ Orig Price	Date Acquired	Close Date	Proceeds	Adj Cost/ Orig Cost	Gain/Loss
<i>Continued</i>							
HEALTH CARE REIT INC REIT	7.0000	44.6704	10/15/08	10/30/09	311.21	312.69	-1.48
	4.0000	43.9186	10/20/08	10/30/09	177.84	175.67	2.17
	1.0000	42.6429	10/24/08	10/30/09	44.46	42.65	1.81
	5.0000	42.6429	10/24/08	11/05/09	211.65	213.21	-1.56
	3.0000	41.7158	10/30/08	11/05/09	127.00	125.15	1.85
	1.0000	41.7158	10/30/08	12/02/09	45.10	41.71	3.39
	3.0000	42.9941	10/31/08	12/02/09	135.31	128.98	6.33
	3.0000	42.3826	11/04/08	12/02/09	135.32	127.15	8.17
INVESCO PLC	21.0000	28.0068	12/10/07	05/11/09	333.13	588.14	-255.01
	5.0000	27.9495	12/12/07	05/11/09	79.32	139.75	-60.43
	6.0000	27.3601	12/13/07	10/20/09	141.19	164.16	-22.97
	10.0000	29.5653	12/20/07	10/20/09	235.32	295.65	-60.33
	9.0000	23.3933	03/12/08	10/20/09	211.79	210.54	1.25
	9.0000	26.2541	04/03/08	10/20/09	211.79	236.29	-24.50
	6.0000	28.3081	05/19/08	10/20/09	141.20	169.85	-28.65
	5.0000	11.7903	11/26/08	12/21/09	110.50	58.95	51.55
	12.0000	13.1115	12/11/08	12/21/09	265.22	157.34	107.88
KANSAS CITY SOUTHERN NEW	7.0000	37.8181	02/01/08	06/29/09	112.48	264.72	-152.24
	6.0000	35.8438	03/03/08	06/29/09	96.41	215.06	-118.65
LIFE TECHNOLOGIES CORP	7.0000	41.1747	09/27/07	05/08/09	251.57	288.23	-36.66
	3.0000	41.1747	09/27/07	07/06/09	120.55	123.52	-2.97
	1.0000	41.1747	09/27/07	09/30/09	45.97	41.17	4.80
	2.0000	42.6515	01/25/08	09/30/09	91.94	85.30	6.64

# Realized Gain/Loss

As of Date: 2/05/10


Account Number: 1549-3933  
 Command Account Number: 9078714776  
 DONANT FOUNDATION  
 SYSTEMATIC MID VALUE

Long Term Description	Quantity	Adj Price/ Orig Price	Date Acquired	Close Date	Proceeds	Adj Cost/ Orig Cost	Gain/Loss
LORILLARD INC	12.0000	38.1506	06/18/08	09/30/09	551.64	457.81	93.83
NOBLE CORP BAAR NAMEN-AKT	5.0000	60.7612	10/22/08	10/27/09	378.76	303.80	74.96
	7.0000	66.5560	06/17/08	11/20/09	279.66	465.89	-186.23
	5.0000	68.0669	06/18/08	11/20/09	199.76	340.33	-140.57
	2.0000	48.4861	08/11/08	11/20/09	79.91	96.98	-17.07
NOBLE ENERGY INC	7.0000	70.4200	09/27/07	03/19/09	380.94	492.94	-112.00
	3.0000	70.9602	11/28/07	03/19/09	163.26	212.88	-49.62
	3.0000	76.4581	12/13/07	03/19/09	163.26	229.37	-66.11
	1.0000	80.0350	12/31/07	03/19/09	54.43	80.04	-25.61
	7.0000	80.0350	12/31/07	05/15/09	363.35	560.24	-196.89
NORTHEAST UTILITIES	15.0000	28.6500	09/27/07	01/14/09	347.17	429.75	-82.58
	18.0000	28.6500	09/27/07	10/02/09	416.88	515.70	-98.82
	2.0000	27.2811	08/19/08	10/02/09	46.32	54.57	-8.25
	7.0000	27.2811	08/19/08	11/04/09	159.88	190.96	-31.08
	8.0000	20.3829	10/14/08	11/04/09	182.74	163.07	19.67
	6.0000	20.3829	10/14/08	12/02/09	146.22	122.29	23.93
NRG ENERGY INC	11.0000	45.9542	10/17/07	05/22/09	208.56	505.50	-296.94
	9.0000	46.7001	10/19/07	05/22/09	170.65	420.30	-249.65
	1.0000	46.7001	10/19/07	10/29/09	24.56	46.70	-22.14
	10.0000	45.4803	11/02/07	10/29/09	245.60	454.80	-209.20
	5.0000	42.8701	07/03/08	10/29/09	122.80	214.35	-91.55
NSTAR	9.0000	34.8600	09/27/07	01/23/09	294.87	313.74	-18.87
	9.0000	34.8600	09/27/07	02/20/09	290.83	313.74	-22.91



# Realized Gain/Loss

As of Date: 2/05/10



Account Number: 1549-3933  
 Command Account Number: 9078714776  
 DONANT FOUNDATION  
 SYSTEMATIC MID VALUE

Long Term DESCRIPTION	QUANTITY	ADJ PRICE/ ORIG PRICE	DATE ACQUIRED	CLOSE DATE	PROCEEDS	ADJ COST/ ORIG COST	GAIN/LOSS
<i>Continued</i>							
NTELOS HOLDINGS CORP	7.0000	34.8600	09/27/07	05/07/09	212.87	244.02	-31.15
	8.0000	34.8600	09/27/07	05/20/09	233.42	278.88	-45.46
	7.0000	34.8600	09/27/07	05/21/09	202.41	244.02	-41.61
	35.0000	29.0000	09/27/07	12/03/09	602.21	1,015.00	-412.79
SAIC INC	15.0000	19.5882	11/01/07	05/22/09	255.97	293.82	-37.85
	12.0000	19.9766	11/02/07	05/22/09	204.77	239.72	-34.95
	7.0000	19.1233	02/01/08	05/22/09	119.46	133.87	-14.41
	2.0000	19.1233	02/01/08	06/09/09	36.43	38.24	-1.81
SEMTECH CORP	34.0000	20.4900	09/27/07	03/23/09	447.78	696.66	-248.88
	12.0000	15.3868	04/14/08	05/06/09	197.02	184.64	12.38
	4.0000	15.3868	04/14/08	11/06/09	61.79	61.54	0.25
	15.0000	18.1496	05/19/08	11/06/09	231.73	272.24	-40.51
SNAP-ON INC	15.0000	49.1100	09/27/07	09/29/09	513.48	736.65	-223.17
	1.0000	49.1100	09/27/07	10/06/09	34.65	49.11	-14.46
	2.0000	46.0746	10/19/07	10/06/09	69.30	92.15	-22.85
	3.0000	107.3804	04/10/08	06/12/09	148.59	322.14	-173.55
	2.0000	111.4573	04/24/08	06/12/09	99.06	222.91	-123.85
	2.0000	106.4141	09/04/08	11/24/09	107.61	212.83	-105.22
	1.0000	103.1145	09/05/08	11/24/09	53.80	103.11	-49.31
	2.0000	87.2412	09/24/08	11/24/09	107.61	174.48	-66.87
	4.0000	63.3427	10/02/08	11/24/09	215.22	253.37	-38.15
TERRA INDS INC	4.0000	46.1152	01/16/08	03/11/09	102.41	184.46	-82.05
	5.0000	36.7354	01/23/08	03/11/09	128.02	183.68	-55.66
	6.0000	44.3134	03/03/08	03/11/09	153.64	265.88	-112.24

# Realized Gain/Loss

As of Date: 2/05/10

Account Number: 1549-3933  
 Command Account Number: 9078714776  
 DONANT FOUNDATION  
 SYSTEMATIC MID VALUE

Long Term DESCRIPTION	Continued	QUANTITY	ADJ PRICE/ ORIG PRICE	DATE ACQUIRED	CLOSE DATE	PROCEEDS	ADJ COST/ ORIG COST	GAIN/LOSS
TUPPERWARE CORP		1,000	32.3963	10/02/07	03/18/09	13.78	32.39	-18.61
		12,000	35.0011	10/26/07	03/18/09	165.40	420.01	-254.61
		5,000	33.0600	11/06/07	03/18/09	68.91	165.30	-96.39
		6,000	33.0900	11/14/07	03/18/09	82.70	198.54	-115.84
UNUMPROVIDENT CORP		27,000	24.4500	09/27/07	05/07/09	485.25	660.15	-174.90
		20,000	24.4500	09/27/07	05/19/09	343.02	489.00	-145.98
		15,000	24.4500	09/27/07	09/08/09	322.51	366.75	-44.24
		20,000	24.4500	09/27/07	11/05/09	379.70	489.00	-109.30
		3,000	23.2271	10/22/07	11/05/09	56.96	69.69	-12.73
		5,000	23.2271	10/22/07	11/18/09	97.64	116.13	-18.49
V F CORPORATION		2,000	76.9891	04/10/08	04/27/09	131.95	153.98	-22.03
		2,000	76.9891	04/10/08	04/30/09	118.71	153.98	-35.27
		3,000	76.9299	04/17/08	04/30/09	178.07	230.79	-52.72
WALTER ENERGY INC		5,000	47.4680	03/20/08	05/05/09	139.43	237.34	-97.91
		2,000	49.9567	09/18/08	10/20/09	131.36	99.91	31.45
		4,000	40.5030	09/29/08	10/20/09	262.73	162.02	100.71
		6,000	40.5030	09/29/08	12/17/09	442.50	243.01	199.49
WALTER INVT MGMT GRP		0.0964	22.5080	03/20/08	04/22/09	0.73	2.17	-1.44
		1,400	22.5357	03/20/08	06/04/09	18.27	31.55	-13.28
WARNACO GROUP INC CL A		13,000	33.0654	01/17/08	08/28/09	504.83	429.85	74.98
		5,000	35.6455	02/04/08	08/28/09	194.17	178.23	15.94
		2,000	35.6455	02/04/08	09/28/09	86.52	71.29	15.23
		9,000	46.6142	06/23/08	09/28/09	389.37	419.53	-30.16
		1,000	46.6142	06/23/08	10/08/09	43.63	46.61	-2.98



# Realized Gain/Loss

Page 82 of 87

As of Date: 2/05/10

Account Number: 1548-3933  
 Command Account Number: 9078714776  
 DONANT FOUNDATION  
 SYSTEMATIC MID VALUE



Long Term DESCRIPTION	Quantity	ADJ PRICE/ ORIG PRICE	DATE ACQUIRED	CLOSE DATE	PROCEEDS	ADJ COST/ ORIG COST	GAIN/LOSS
XCEL ENERGY INC	10.0000	20.9268	02/13/08	09/18/09	200.40	209.26	-8.86
	12.0000	20.0973	03/20/08	09/18/09	240.49	241.17	-0.68
	5.0000	20.1201	06/26/08	09/18/09	100.21	100.60	-0.39
	17.0000	20.1201	06/26/08	10/29/09	322.56	342.04	-19.48
	8.0000	19.9050	06/27/08	10/29/09	151.80	159.24	-7.44
<b>Total - Long Term</b>					<b>\$26,778.58</b>	<b>\$33,488.90</b>	<b>-\$6,710.32</b>

\$ 99,951.39      \$ 109,484.22

\$ 99,951.39

\$ 109,484.22

(9,532.83)

Realized Gain/Loss

As of Date: 2/05/10

Account Number: 2712-4265  
Command Account Number: 9078032160  
THE DONANT FOUNDATION

FEB 18 2010

Realized Gain/Loss Detail for Year

DESCRIPTION	QUANTITY	ADJ PRICE/ ORIG PRICE	DATE ACQUIRED	CLOSE DATE	PROCEEDS	ADJ COST/ ORIG COST	GAIN/LOSS
<b>Short Term</b>							
HSBC HLDGS PLC RTS XXX	208.0000	0.0000	03/23/09	04/08/09	0.00	0.00	0.00
ADR EXP 03/31/09	0.3300	0.0000	03/23/09	04/22/09	2.81	0.00	0.00
NON TRANSFERABLE					\$2.81	\$0.00	\$2.81
<b>Total - Short Term</b>							
<b>Long Term</b>							
EUROPACIFIC GROWTH FD	1,863.6850	48.0800	08/17/07	10/07/09	69,995.00	89,605.98	-19,610.98
CLASS A					\$69,995.00	\$89,605.98	-\$19,610.98
<b>Total - Long Term</b>							

69,997.81      89,605.98      -19,608.17

