



See a Social Security Number? Say Something!  
Report Privacy Problems to <https://public.resource.org/privacy>  
Or call the IRS Identity Theft Hotline at 1-800-908-4490



**Return of Private Foundation**  
or Section 4947(a)(1) Nonexempt Charitable Trust  
Treated as a Private Foundation

Note: The foundation may be able to use a copy of this return to satisfy state reporting requirements

For calendar year **2009**, or tax year beginning , **2009**, and ending , **20**

G Check all that apply  Initial return  Initial return of a former public charity  Final return  
 Amended return  Address change  Name change

Use the IRS label. Otherwise, print or type. See Specific Instructions.	Name of foundation THE ROBERT AND DEBORAH JACOBSON CHARITABLE TRUST		A Employer identification number 65-6466536
	Number and street (or P O box number if mail is not delivered to street address)	Room/suite	B Telephone number (see page 10 of the instructions) (561) 659-3000
	P.O. BOX 3475 City or town, state, and ZIP code WEST PALM BEACH, FL 33402		C If exemption application is pending check here <input type="checkbox"/> D 1 Foreign organizations, check here <input type="checkbox"/> 2 Foreign organizations meeting the 85% test, check here and attach computation <input type="checkbox"/>

H Check type of organization  Section 501(c)(3) exempt private foundation  
 Section 4947(a)(1) nonexempt charitable trust  Other taxable private foundation

I Fair market value of all assets at end of year (from Part II, col. (c), line 16) ▶ \$ 5,524,754.

J Accounting method  Cash  Accrual  
 Other (specify) \_\_\_\_\_  
(Part I, column (d) must be on cash basis)

E If private foundation status was terminated under section 507(b)(1)(A), check here   
F If the foundation is in a 60-month termination under section 507(b)(1)(B) check here

Part I Analysis of Revenue and Expenses (The total of amounts in columns (b), (c), and (d) may not necessarily equal the amounts in column (a) (see page 11 of the instructions))		(a) Revenue and expenses per books	(b) Net investment income	(c) Adjusted net income	(d) Disbursements for charitable purposes (cash basis only)
1	Contributions, gifts, grants, etc., received (attach schedule)	1,276,642.			
2	Check <input type="checkbox"/> if the foundation is not required to attach Sch. B.				
3	Interest on savings and temporary cash investments	370.	370.		ATCH 1
4	Dividends and interest from securities	112,690.	112,690.		ATCH 2
5a	Gross rents				
b	Net rental income or (loss)				
6a	Net gain or (loss) from sale of assets not on line 10	-245,134.			
b	Gross sales price for all assets on line 6a	5,909,562.			
7	Capital gain net income (from Part IV, line 2)				
8	Net short-term capital gain				
9	Income modifications				
10a	Gross sales less returns and allowances				
b	Less Cost of goods sold				
c	Gross profit or (loss) (attach schedule)				
11	Other income (attach schedule)				
12	<b>Total.</b> Add lines 1 through 11	1,144,568.	113,060.		
13	Compensation of officers, directors, trustees, etc.	62,740.	18,822.		43,918.
14	Other employee salaries and wages				
15	Pension plans, employee benefits				
16a	Legal fees (attach schedule)				
b	Accounting fees (attach schedule) ATCH 3	5,180.	1,554.	0.	3,626.
c	Other professional fees (attach schedule) *	39,694.	39,694.		
17	Interest				
18	Taxes (attach schedule) (see page 14 of the instructions) *	2,957.	1,757.		
19	Depreciation (attach schedule) and depletion				
20	Occupancy				
21	Travel, conferences, and meetings				
22	Printing and publications				
23	Other expenses (attach schedule)				
24	<b>Total operating and administrative expenses.</b>	110,571.	61,827.	0.	47,544.
	Add lines 13 through 23	120,000.			120,000.
25	Contributions, gifts, grants paid	230,571.	61,827.	0.	167,544.
26	<b>Total expenses and disbursements</b> Add lines 24 and 25				
27	Subtract line 26 from line 12	913,997.	51,233.	-0-	
a	Excess of revenue over expenses and disbursements				
b	Net investment income (if negative, enter -0-)				
c	Adjusted net income (if negative, enter -0-)				

SCANNED MAY 27 2010

Part II Balance Sheets		Attached schedules and amounts in the description column should be for end-of-year amounts only (See instructions)		
		Beginning of year	End of year	
		(a) Book Value	(b) Book Value	(c) Fair Market Value
Assets	1 Cash - non-interest-bearing . . . . .			
	2 Savings and temporary cash investments . . . . .	150,568.	450,209.	450,209.
	3 Accounts receivable ▶			
	Less: allowance for doubtful accounts ▶			
	4 Pledges receivable ▶			
	Less: allowance for doubtful accounts ▶			
	5 Grants receivable . . . . .			
	6 Receivables due from officers, directors, trustees, and other disqualified persons (attach schedule) (see page 16 of the instructions)			
	7 Other notes and loans receivable (attach schedule) ▶			
	Less: allowance for doubtful accounts ▶			
	8 Inventories for sale or use . . . . .			
	9 Prepaid expenses and deferred charges . . . . .			
	10 a Investments - U S and state government obligations (attach schedule) **	905,350.	990,301.	992,512.
	b Investments - corporate stock (attach schedule) ATCH 7	2,926,923.	3,293,958.	3,470,169.
	c Investments - corporate bonds (attach schedule) ATCH 8	440,302.	602,672.	611,864.
	11 Investments - land, buildings, and equipment basis			
Less: accumulated depreciation (attach schedule) ▶				
12 Investments - mortgage loans . . . . .				
13 Investments - other (attach schedule) . . . . .				
14 Land, buildings, and equipment basis				
Less: accumulated depreciation (attach schedule) ▶				
15 Other assets (describe ▶) . . . . .				
16 <b>Total assets</b> (to be completed by all filers - see the instructions. Also, see page 1, item I) . . . . .	4,423,143.	5,337,140.	5,524,754.	
Liabilities	17 Accounts payable and accrued expenses . . . . .			
	18 Grants payable . . . . .			
	19 Deferred revenue . . . . .			
	20 Loans from officers, directors, trustees, and other disqualified persons			
	21 Mortgages and other notes payable (attach schedule) . . . . .			
	22 Other liabilities (describe ▶) . . . . .			
	23 <b>Total liabilities</b> (add lines 17 through 22) . . . . .			
Net Assets or Fund Balances	<b>Foundations that follow SFAS 117, check here ▶</b> <input type="checkbox"/>			
	<b>and complete lines 24 through 26 and lines 30 and 31.</b>			
	24 Unrestricted . . . . .			
	25 Temporarily restricted . . . . .			
	26 Permanently restricted . . . . .			
	<b>Foundations that do not follow SFAS 117, check here and complete lines 27 through 31. ▶</b> <input checked="" type="checkbox"/>			
	27 Capital stock, trust principal, or current funds . . . . .			
	28 Paid-in or capital surplus, or land, bldg, and equipment fund . . . . .			
29 Retained earnings, accumulated income, endowment, or other funds . . . . .	4,423,143.	5,337,140.		
30 <b>Total net assets or fund balances</b> (see page 17 of the instructions) . . . . .	4,423,143.	5,337,140.		
31 <b>Total liabilities and net assets/fund balances</b> (see page 17 of the instructions) . . . . .	4,423,143.	5,337,140.		

**Part III Analysis of Changes in Net Assets or Fund Balances**

1 Total net assets or fund balances at beginning of year - Part II, column (a), line 30 (must agree with end-of-year figure reported on prior year's return) . . . . .	1	4,423,143.
2 Enter amount from Part I, line 27a . . . . .	2	913,997.
3 Other increases not included in line 2 (itemize) ▶ . . . . .	3	
4 Add lines 1, 2, and 3 . . . . .	4	5,337,140.
5 Decreases not included in line 2 (itemize) ▶ . . . . .	5	
6 <b>Total net assets or fund balances at end of year</b> (line 4 minus line 5) - Part II, column (b), line 30 . . . . .	6	5,337,140.

\*\* ATCH 6

**Part IV Capital Gains and Losses for Tax on Investment Income**

(a) List and describe the kind(s) of property sold (e.g., real estate, 2-story brick warehouse, or common stock, 200 shs MLC Co)	(b) How acquired P-Purchase D-Donation	(c) Date acquired (mo., day, yr.)	(d) Date sold (mo., day, yr.)
1a SEE PART IV SCHEDULE			
b			
c			
d			
e			

(e) Gross sales price	(f) Depreciation allowed (or allowable)	(g) Cost or other basis plus expense of sale	(h) Gain or (loss) (e) plus (f) minus (g)
a			
b			
c			
d			
e			

Complete only for assets showing gain in column (h) and owned by the foundation on 12/31/69			(l) Gains (Col. (h) gain minus col. (k), but not less than -0-) or Losses (from col. (h))
(i) F.M.V. as of 12/31/69	(j) Adjusted basis as of 12/31/69	(k) Excess of col. (i) over col. (j), if any	
a			
b			
c			
d			
e			

2 Capital gain net income or (net capital loss) . . . . .	{ If gain, also enter in Part I, line 7 If (loss), enter -0- in Part I, line 7 }	2	-249,375.
3 Net short-term capital gain or (loss) as defined in sections 1222(5) and (6) If gain, also enter in Part I, line 8, column (c) (see pages 13 and 17 of the instructions) If (loss), enter -0- in Part I, line 8. . . . .	}	3	

**Part V Qualification Under Section 4940(e) for Reduced Tax on Net Investment Income**

(For optional use by domestic private foundations subject to the section 4940(a) tax on net investment income.)

If section 4940(d)(2) applies, leave this part blank.

Was the foundation liable for the section 4942 tax on the distributable amount of any year in the base period? . . . .  Yes  No  
If "Yes," the foundation does not qualify under section 4940(e). Do not complete this part.

1 Enter the appropriate amount in each column for each year, see page 18 of the instructions before making any entries			
(a) Base period years Calendar year (or tax year beginning in)	(b) Adjusted qualifying distributions	(c) Net value of noncharitable-use assets	(d) Distribution ratio (col. (b) divided by col. (c))
2008	73,000.	1,624,345.	0.044941
2007			
2006			
2005			
2004			
2 Total of line 1, column (d) . . . . .			2 0.044941
3 Average distribution ratio for the 5-year base period - divide the total on line 2 by 5, or by the number of years the foundation has been in existence if less than 5 years . . . . .			3 0.044941
4 Enter the net value of noncharitable-use assets for 2009 from Part X, line 5 . . . . .			4 4,317,113.
5 Multiply line 4 by line 3 . . . . .			5 194,015.
6 Enter 1% of net investment income (1% of Part I, line 27b) . . . . .			6 512.
7 Add lines 5 and 6 . . . . .			7 194,527.
8 Enter qualifying distributions from Part XII, line 4 . . . . . If line 8 is equal to or greater than line 7, check the box in Part VI, line 1b, and complete that part using a 1% tax rate. See the Part VI instructions on page 18.			8 167,544.

Part VI Excise Tax Based on Investment Income (Section 4940(a), 4940(b), 4940(e), or 4948 - see page 18 of the instructions)

Table with 11 rows and 2 columns. Rows include: 1a Exempt operating foundations, b Domestic foundations, 2 Tax under section 511, 3 Add lines 1 and 2, 4 Subtitle A (income) tax, 5 Tax based on investment income, 6 Credits/Payments (6a-6d), 7 Total credits and payments, 8 Enter any penalty, 9 Tax due, 10 Overpayment, 11 Enter the amount of line 10 to be credited to 2010 estimated tax.

Part VII-A Statements Regarding Activities

Table with 10 rows and 3 columns (1a-10, Yes, No). Rows include: 1a During the tax year, did the foundation attempt to influence any national, state, or local legislation... 1b Did it spend more than \$100 during the year... 1c Did the foundation file Form 1120-POL... 2 Has the foundation engaged in any activities that have not previously been reported to the IRS? 3 Has the foundation made any changes, not previously reported to the IRS... 4a Did the foundation have unrelated business gross income of \$1,000 or more during the year? 4b If "Yes," has it filed a tax return on Form 990-T for this year? 5 Was there a liquidation, termination, dissolution, or substantial contraction during the year? 6 Are the requirements of section 508(e) satisfied either... 7 Did the foundation have at least \$5,000 in assets at any time during the year? 8a Enter the states to which the foundation reports or with which it is registered... 8b If the answer is "Yes" to line 7, has the foundation furnished a copy of Form 990-PF to the Attorney General... 9 Is the foundation claiming status as a private operating foundation... 10 Did any persons become substantial contributors during the tax year?

Part VII-A Statements Regarding Activities (continued)

11 At any time during the year, did the foundation, directly or indirectly, own a controlled entity within the meaning of section 512(b)(13)? If "Yes," attach schedule (see page 20 of the instructions) . . . . . 11 X
12 Did the foundation acquire a direct or indirect interest in any applicable insurance contract before August 17, 2008? . . . . . 12 X
13 Did the foundation comply with the public inspection requirements for its annual returns and exemption application? . . . . . 13 X
Website address N/A
14 The books are in care of THORNTON M. HENRY Telephone no 561-659-3000
Located at 505 S FLAGLER DRIVE, SUITE 1100 WEST PALM BEACH, FL ZIP + 4 33401
15 Section 4947(a)(1) nonexempt charitable trusts filing Form 990-PF in lieu of Form 1041 - Check here . . . . . 15

Part VII-B Statements Regarding Activities for Which Form 4720 May Be Required

File Form 4720 if any item is checked in the "Yes" column, unless an exception applies.
1a During the year did the foundation (either directly or indirectly).
(1) Engage in the sale or exchange, or leasing of property with a disqualified person? . . . . . Yes No
(2) Borrow money from, lend money to, or otherwise extend credit to (or accept it from) a disqualified person? . . . . . Yes No
(3) Furnish goods, services, or facilities to (or accept them from) a disqualified person? . . . . . Yes No
(4) Pay compensation to, or pay or reimburse the expenses of, a disqualified person? . . . . . Yes No
(5) Transfer any income or assets to a disqualified person (or make any of either available for the benefit or use of a disqualified person)? . . . . . Yes No
(6) Agree to pay money or property to a government official? (Exception Check "No" if the foundation agreed to make a grant to or to employ the official for a period after termination of government service, if terminating within 90 days) . . . . . Yes No
b If any answer is "Yes" to 1a(1)-(6), did any of the acts fail to qualify under the exceptions described in Regulations section 53.4941(d)-3 or in a current notice regarding disaster assistance (see page 20 of the instructions)? . . . . . 1b X
Organizations relying on a current notice regarding disaster assistance check here
c Did the foundation engage in a prior year in any of the acts described in 1a, other than excepted acts, that were not corrected before the first day of the tax year beginning in 2009? . . . . . 1c
2 Taxes on failure to distribute income (section 4942) (does not apply for years the foundation was a private operating foundation defined in section 4942(j)(3) or 4942(j)(5))
a At the end of tax year 2009, did the foundation have any undistributed income (lines 6d and 6e, Part XIII) for tax year(s) beginning before 2009? . . . . . Yes No
If "Yes," list the years
b Are there any years listed in 2a for which the foundation is not applying the provisions of section 4942(a)(2) (relating to incorrect valuation of assets) to the year's undistributed income? (If applying section 4942(a)(2) to all years listed, answer "No" and attach statement - see page 20 of the instructions) . . . . . 2b
c If the provisions of section 4942(a)(2) are being applied to any of the years listed in 2a, list the years here.
3a Did the foundation hold more than a 2% direct or indirect interest in any business enterprise at any time during the year? . . . . . Yes No
b If "Yes," did it have excess business holdings in 2009 as a result of (1) any purchase by the foundation or disqualified persons after May 26, 1969, (2) the lapse of the 5-year period (or longer period approved by the Commissioner under section 4943(c)(7)) to dispose of holdings acquired by gift or bequest, or (3) the lapse of the 10-, 15-, or 20-year first phase holding period? (Use Schedule C, Form 4720, to determine if the foundation had excess business holdings in 2009) . . . . . 3b
4a Did the foundation invest during the year any amount in a manner that would jeopardize its charitable purposes? . . . . . 4a X
b Did the foundation make any investment in a prior year (but after December 31, 1969) that could jeopardize its charitable purpose that had not been removed from jeopardy before the first day of the tax year beginning in 2009? . . . . . 4b X

**Part VII-B Statements Regarding Activities for Which Form 4720 May Be Required (continued)**

**5a** During the year did the foundation pay or incur any amount to

(1) Carry on propaganda, or otherwise attempt to influence legislation (section 4945(e))?  Yes  No

(2) Influence the outcome of any specific public election (see section 4955), or to carry on, directly or indirectly, any voter registration drive?  Yes  No

(3) Provide a grant to an individual for travel, study, or other similar purposes?  Yes  No

(4) Provide a grant to an organization other than a charitable, etc., organization described in section 509(a)(1), (2), or (3), or section 4940(d)(2)? (see page 22 of the instructions).  Yes  No

(5) Provide for any purpose other than religious, charitable, scientific, literary, or educational purposes, or for the prevention of cruelty to children or animals?  Yes  No

**b** If any answer is "Yes" to 5a(1)-(5), did any of the transactions fail to qualify under the exceptions described in Regulations section 53.4945 or in a current notice regarding disaster assistance (see page 22 of the instructions)?  **5b**

Organizations relying on a current notice regarding disaster assistance check here

**c** If the answer is "Yes" to question 5a(4), does the foundation claim exemption from the tax because it maintained expenditure responsibility for the grant?  Yes  No

If "Yes," attach the statement required by Regulations section 53.4945-5(d)

**6a** Did the foundation, during the year, receive any funds, directly or indirectly, to pay premiums on a personal benefit contract?  Yes  No

**b** Did the foundation, during the year, pay premiums, directly or indirectly, on a personal benefit contract?  Yes  No **6b** X

If "Yes" to 6b, file Form 8870

**7a** At any time during the tax year, was the foundation a party to a prohibited tax shelter transaction?  Yes  No

**b** If yes, did the foundation receive any proceeds or have any net income attributable to the transaction?  Yes  No **7b**

**Part VIII Information About Officers, Directors, Trustees, Foundation Managers, Highly Paid Employees, and Contractors**

**1 List all officers, directors, trustees, foundation managers and their compensation (see page 22 of the instructions).**

(a) Name and address	(b) Title, and average hours per week devoted to position	(c) Compensation (if not paid, enter -0-)	(d) Contributions to employee benefit plans and deferred compensation	(e) Expense account, other allowances
ATTACHMENT 9		62,740.	0.	0.

**2 Compensation of five highest-paid employees (other than those included on line 1 - see page 23 of the instructions). If none, enter "NONE."**

(a) Name and address of each employee paid more than \$50,000	(b) Title, and average hours per week devoted to position	(c) Compensation	(d) Contributions to employee benefit plans and deferred compensation	(e) Expense account, other allowances
NONE				

**Total number of other employees paid over \$50,000**

**Part VIII Information About Officers, Directors, Trustees, Foundation Managers, Highly Paid Employees, and Contractors (continued)**

**3 Five highest-paid independent contractors for professional services (see page 23 of the instructions). If none, enter "NONE."**

(a) Name and address of each person paid more than \$50,000	(b) Type of service	(c) Compensation
NONE		
-----		
-----		
-----		
-----		

Total number of others receiving over \$50,000 for professional services . . . . . **NONE**

**Part IX-A Summary of Direct Charitable Activities**

List the foundation's four largest direct charitable activities during the tax year. Include relevant statistical information such as the number of organizations and other beneficiaries served, conferences convened, research papers produced, etc.	Expenses
1 N/A	
2	
3	
4	

**Part IX-B Summary of Program-Related Investments (see page 23 of the instructions)**

Describe the two largest program-related investments made by the foundation during the tax year on lines 1 and 2	Amount
1 NONE	
2	
All other program-related investments See page 24 of the instructions	
3 NONE	
<b>Total. Add lines 1 through 3 . . . . .</b>	

**Part X Minimum Investment Return** (All domestic foundations must complete this part. Foreign foundations, see page 24 of the instructions )

1	Fair market value of assets not used (or held for use) directly in carrying out charitable, etc , purposes		
a	Average monthly fair market value of securities	1a	3,871,107.
b	Average of monthly cash balances	1b	511,749.
c	Fair market value of all other assets (see page 24 of the instructions)	1c	0.
d	<b>Total</b> (add lines 1a, b, and c)	1d	4,382,856.
e	Reduction claimed for blockage or other factors reported on lines 1a and 1c (attach detailed explanation)	1e	
2	Acquisition indebtedness applicable to line 1 assets	2	0.
3	Subtract line 2 from line 1d	3	4,382,856.
4	Cash deemed held for charitable activities. Enter 1 1/2 % of line 3 (for greater amount, see page 25 of the instructions)	4	65,743.
5	<b>Net value of noncharitable-use assets.</b> Subtract line 4 from line 3. Enter here and on Part V, line 4	5	4,317,113.
6	<b>Minimum investment return.</b> Enter 5% of line 5	6	215,856.

**Part XI Distributable Amount** (see page 25 of the instructions) (Section 4942(j)(3) and (j)(5) private operating foundations and certain foreign organizations check here  and do not complete this part )

1	Minimum investment return from Part X, line 6	1	215,856.
2a	Tax on investment income for 2009 from Part VI, line 5	2a	1,025.
b	Income tax for 2009 (This does not include the tax from Part VI.)	2b	
c	Add lines 2a and 2b	2c	1,025.
3	Distributable amount before adjustments Subtract line 2c from line 1	3	214,831.
4	Recoveries of amounts treated as qualifying distributions	4	
5	Add lines 3 and 4	5	214,831.
6	Deduction from distributable amount (see page 25 of the instructions)	6	
7	<b>Distributable amount as adjusted</b> Subtract line 6 from line 5 Enter here and on Part XIII, line 1	7	214,831.

**Part XII Qualifying Distributions** (see page 25 of the instructions)

1	Amounts paid (including administrative expenses) to accomplish charitable, etc , purposes		
a	Expenses, contributions, gifts, etc - total from Part I, column (d), line 26	1a	167,544.
b	Program-related investments - total from Part IX-B	1b	0.
2	Amounts paid to acquire assets used (or held for use) directly in carrying out charitable, etc , purposes	2	0.
3	Amounts set aside for specific charitable projects that satisfy the		
a	Suitability test (prior IRS approval required)	3a	0.
b	Cash distribution test (attach the required schedule)	3b	0.
4	<b>Qualifying distributions.</b> Add lines 1a through 3b Enter here and on Part V, line 8, and Part XIII, line 4	4	167,544.
5	Foundations that qualify under section 4940(e) for the reduced rate of tax on net investment income Enter 1% of Part I, line 27b (see page 26 of the instructions)	5	N/A
6	<b>Adjusted qualifying distributions.</b> Subtract line 5 from line 4	6	167,544.

**Note:** The amount on line 6 will be used in Part V, column (b), in subsequent years when calculating whether the foundation qualifies for the section 4940(e) reduction of tax in those years

**Part XIII Undistributed Income** (see page 26 of the instructions)

	(a) Corpus	(b) Years prior to 2008	(c) 2008	(d) 2009
1 Distributable amount for 2009 from Part XI, line 7 . . . . .				214,831.
2 Undistributed income, if any, as of the end of 2009				
a Enter amount for 2008 only . . . . .			8,094.	
b Total for prior years 20 07, 20 06, 20 05 . . . . .				
3 Excess distributions carryover, if any, to 2009				
a From 2004 . . . . .				
b From 2005 . . . . .				
c From 2006 . . . . .				
d From 2007 . . . . .				
e From 2008 . . . . .				0.
f Total of lines 3a through e . . . . .	0.			
4 Qualifying distributions for 2009 from Part XII, line 4 ▶ \$ 167,544.				
a Applied to 2008, but not more than line 2a . . . . .			8,094.	
b Applied to undistributed income of prior years (Election required - see page 26 of the instructions) . . . . .				
c Treated as distributions out of corpus (Election required - see page 26 of the instructions) . . . . .				
d Applied to 2009 distributable amount . . . . .				159,450.
e Remaining amount distributed out of corpus . . . . .	0.			
5 Excess distributions carryover applied to 2009 (If an amount appears in column (d), the same amount must be shown in column (a) ) . . . . .	0.			0.
6 Enter the net total of each column as indicated below:				
a Corpus. Add lines 3f, 4c, and 4e. Subtract line 5 . . . . .	0.			
b Prior years' undistributed income Subtract line 4b from line 2b . . . . .				
c Enter the amount of prior years' undistributed income for which a notice of deficiency has been issued, or on which the section 4942(a) tax has been previously assessed . . . . .				
d Subtract line 6c from line 6b. Taxable amount - see page 27 of the instructions . . . . .				
e Undistributed income for 2008. Subtract line 4a from line 2a Taxable amount - see page 27 of the instructions . . . . .				
f Undistributed income for 2009 Subtract lines 4d and 5 from line 1. This amount must be distributed in 2010 . . . . .				55,381.
7 Amounts treated as distributions out of corpus to satisfy requirements imposed by section 170(b)(1)(F) or 4942(g)(3) (see page 27 of the instructions) . . . . .				
8 Excess distributions carryover from 2004 not applied on line 5 or line 7 (see page 27 of the instructions) . . . . .				
9 Excess distributions carryover to 2010. Subtract lines 7 and 8 from line 6a . . . . .	0.			
10 Analysis of line 9.				
a Excess from 2005 . . . . .				
b Excess from 2006 . . . . .				
c Excess from 2007 . . . . .				
d Excess from 2008 . . . . .				
e Excess from 2009 . . . . .	0.			

Part XIV Private Operating Foundations (see page 27 of the instructions and Part VII-A, question 9) NOT APPLICABLE

1 a If the foundation has received a ruling or determination letter that it is a private operating foundation, and the ruling is effective for 2009, enter the date of the ruling

Form field for date of ruling

b Check box to indicate whether the foundation is a private operating foundation described in section

4942(j)(3) or 4942(j)(5)

2 a Enter the lesser of the adjusted net income from Part I or the minimum investment return from Part X for each year listed

Table with columns: Tax year (a) 2009, (b) 2008, Prior 3 years (c) 2007, (d) 2006, (e) Total

b 85% of line 2a

c Qualifying distributions from Part XII, line 4 for each year listed

d Amounts included in line 2c not used directly for active conduct of exempt activities

e Qualifying distributions made directly for active conduct of exempt activities Subtract line 2d from line 2c

3 Complete 3a, b, or c for the alternative test relied upon

a "Assets" alternative test - enter

- (1) Value of all assets
(2) Value of assets qualifying under section 4942(j)(3)(B)(i)

b "Endowment" alternative test - enter 2/3 of minimum investment return shown in Part X, line 6 for each year listed

c "Support" alternative test - enter

- (1) Total support other than gross investment income
(2) Support from general public and 5 or more exempt organizations
(3) Largest amount of support from an exempt organization
(4) Gross investment income

Part XV Supplementary Information (Complete this part only if the foundation had \$5,000 or more in assets at any time during the year - see page 28 of the instructions.)

1 Information Regarding Foundation Managers:

a List any managers of the foundation who have contributed more than 2% of the total contributions received by the foundation before the close of any tax year (but only if they have contributed more than \$5,000) (See section 507(d)(2) )

N/A

b List any managers of the foundation who own 10% or more of the stock of a corporation (or an equally large portion of the ownership of a partnership or other entity) of which the foundation has a 10% or greater interest

N/A

2 Information Regarding Contribution, Grant, Gift, Loan, Scholarship, etc., Programs:

Check here [ ] if the foundation only makes contributions to preselected charitable organizations and does not accept unsolicited requests for funds

a The name, address, and telephone number of the person to whom applications should be addressed

N/A

b The form in which applications should be submitted and information and materials they should include

N/A

c Any submission deadlines.

N/A

d Any restrictions or limitations on awards, such as by geographical areas, charitable fields, kinds of institutions, or other factors

N/A

**Part XV** Supplementary Information (continued)

**3 Grants and Contributions Paid During the Year or Approved for Future Payment**

Recipient Name and address (home or business)	If recipient is an individual, show any relationship to any foundation manager or substantial contributor	Foundation status of recipient	Purpose of grant or contribution	Amount
<p><b>a</b> Paid during the year</p> <p>ATTACHMENT 10</p>				
<b>Total.</b> . . . . . ▶ <b>3a</b>				120,000.
<b>b</b> Approved for future payment				
<b>Total.</b> . . . . . ▶ <b>3b</b>				





**Schedule of Contributors**

▶ Attach to Form 990, 990-EZ, or 990-PF.

**2009**

<b>Name of the organization</b> THE ROBERT AND DEBORAH JACOBSON CHARITABLE TRUST	<b>Employer identification number</b> 65-6466536
--	---

**Organization type (check one)**

**Filers of:**

**Section:**

Form 990 or 990-EZ

- 501(c)( ) (enter number) organization
- 4947(a)(1) nonexempt charitable trust **not** treated as a private foundation
- 527 political organization

Form 990-PF

- 501(c)(3) exempt private foundation
- 4947(a)(1) nonexempt charitable trust treated as a private foundation
- 501(c)(3) taxable private foundation

Check if your organization is covered by the **General Rule** or a **Special Rule**.

**Note.** Only a section 501(c)(7), (8), or (10) organization can check boxes for both the General Rule and a Special Rule. See instructions.

**General Rule**

- For an organization filing Form 990, 990-EZ, or 990-PF that received, during the year, \$5,000 or more (in money or property) from any one contributor. Complete Parts I and II.

**Special Rules**

- For a section 501(c)(3) organization filing Form 990 or 990-EZ that met the 33 1/3 % support test of the regulations under sections 509(a)(1) and 170(b)(1)(A)(vi), and received from any one contributor, during the year, a contribution of the greater of (1) \$5,000 or (2) 2% of the amount on (i) Form 990, Part VIII, line 1h or (ii) Form 990-EZ, line 1. Complete Parts I and II.
- For a section 501(c)(7), (8), or (10) organization filing Form 990 or 990-EZ that received from any one contributor, during the year, aggregate contributions of more than \$1,000 for use *exclusively* for religious, charitable, scientific, literary, or educational purposes, or the prevention of cruelty to children or animals. Complete Parts I, II, and III.
- For a section 501(c)(7), (8), or (10) organization filing Form 990 or 990-EZ that received from any one contributor, during the year, contributions for use *exclusively* for religious, charitable, etc., purposes, but these contributions did not aggregate to more than \$1,000. If this box is checked, enter here the total contributions that were received during the year for an *exclusively* religious, charitable, etc., purpose. Do not complete any of the parts unless the **General Rule** applies to this organization because it received nonexclusively religious, charitable, etc., contributions of \$5,000 or more during the year. . . . . ▶ \$ \_\_\_\_\_

**Caution.** An organization that is not covered by the General Rule and/or the Special Rules does not file Schedule B (Form 990, 990-EZ, or 990-PF), but it **must** answer "No" on Part IV, line 2 of its Form 990, or check the box on line H of its Form 990-EZ, or on line 2 of its Form 990-PF, to certify that it does not meet the filing requirements of Schedule B (Form 990, 990-EZ, or 990-PF).

Name of organization <b>THE ROBERT AND DEBORAH JACOBSON CHARITABLE TRUST</b>	Employer identification number <b>65-6466536</b>
---	---

**Part I Contributors** (see instructions)

(a) No.	(b) Name, address, and ZIP + 4	(c) Aggregate contributions	(d) Type of contribution
1	ESTATE OF DEBORAH JACOBSON _____ _____ _____	\$ 1,144,816.	Person <input checked="" type="checkbox"/> Payroll <input type="checkbox"/> Noncash <input type="checkbox"/> (Complete Part II if there is a noncash contribution )
2	ROBERT JACOBSON MARITAL TRUST _____ _____ _____	\$ 25,289.	Person <input checked="" type="checkbox"/> Payroll <input type="checkbox"/> Noncash <input type="checkbox"/> (Complete Part II if there is a noncash contribution )
3	ESTATE OF DEBORAH JACOBSON _____ _____ _____	\$ 106,537.	Person <input checked="" type="checkbox"/> Payroll <input type="checkbox"/> Noncash <input type="checkbox"/> (Complete Part II if there is a noncash contribution )
_____	_____ _____ _____ _____	\$ _____	Person <input type="checkbox"/> Payroll <input type="checkbox"/> Noncash <input type="checkbox"/> (Complete Part II if there is a noncash contribution )
_____	_____ _____ _____ _____	\$ _____	Person <input type="checkbox"/> Payroll <input type="checkbox"/> Noncash <input type="checkbox"/> (Complete Part II if there is a noncash contribution.)
_____	_____ _____ _____ _____	\$ _____	Person <input type="checkbox"/> Payroll <input type="checkbox"/> Noncash <input type="checkbox"/> (Complete Part II if there is a noncash contribution )

ATTACHMENT 1

FORM 990PF, PART I - INTEREST ON TEMPORARY CASH INVESTMENTS

<u>DESCRIPTION</u>	<u>REVENUE AND EXPENSES PER BOOKS</u>	<u>NET INVESTMENT INCOME</u>
WELLS FARGO 7046-8909	370.	370.
TOTAL	<u>370.</u>	<u>370.</u>

FORM 990PF, PART I - DIVIDENDS AND INTEREST FROM SECURITIES

<u>DESCRIPTION</u>	<u>REVENUE AND EXPENSES PER BOOKS</u>	<u>NET INVESTMENT INCOME</u>
WELLS FARGO 7036-9910	2,478.	2,478.
WELLS FARGO 7037-0115	1,527.	1,527.
WELLS FARGO 7037-0059	5,601.	5,601.
WELLS FARGO 7037-0123	3,746.	3,746.
WELLS FARGO 7037-1285	14,731.	14,731.
WELLS FARGO 7037-0143	7,204.	7,204.
WELLS FARGO 7037-2507	5,515.	5,515.
WELLS FARGO 7036-9953	2,841.	2,841.
WELLS FARGO 3189-9117	11.	11.
WELLS FARGO 7036-9927	30,292.	30,292.
LESS ACCRUED INTEREST PAID	-3,215.	-3,215.
WELLS FARGO 7037-0075	23,558.	23,558.
LESS ACCRUED INTEREST PAID	-647.	-647.
WELLS FARGO 4701-2101	20,531.	20,531.
LESS ACCRUED INTEREST PAID	-201.	-201.
LESS ACCRUED INTEREST PAID 2008	-1,273.	-1,273.
LESS US GOVT ACCRUED INTEREST PAID 2008	-961.	-961.
OTHER INTEREST	952.	952.

TOTAL 112,690. 112,690.

ATTACHMENT 3

FORM 990PF, PART I - ACCOUNTING FEES

<u>DESCRIPTION</u>	<u>REVENUE AND EXPENSES PER BOOKS</u>	<u>NET INVESTMENT INCOME</u>	<u>ADJUSTED NET INCOME</u>	<u>CHARITABLE PURPOSES</u>
ACCOUNTING FEES	5,180.	1,554.		3,626.
TOTALS	<u>5,180.</u>	<u>1,554.</u>	<u>0.</u>	<u>3,626.</u>

ATTACHMENT 4

FORM 990PF, PART I - OTHER PROFESSIONAL FEES

<u>DESCRIPTION</u>	<u>REVENUE AND EXPENSES PER BOOKS</u>	<u>NET INVESTMENT INCOME</u>
INVESTMENT FEES	39,694.	39,694.
TOTALS	<u>39,694.</u>	<u>39,694.</u>

ATTACHMENT 5

FORM 990PF, PART I - TAXES

<u>DESCRIPTION</u>	<u>REVENUE AND EXPENSES PER BOOKS</u>	<u>NET INVESTMENT INCOME</u>
FOREIGN TAXES	1,757.	1,757.
US TAXES	1,200.	0.
TOTALS	<u>2,957.</u>	<u>1,757.</u>

FORM 990PF, PART II - U.S. AND STATE OBLIGATIONS

ATTACHMENT 6

<u>DESCRIPTION</u>	<u>ENDING BOOK VALUE</u>	<u>ENDING FMV</u>
WELLS FARGO 7036-9927	736,467.	734,135.
ACCRUED INTEREST PAID	2,868.	2,868.
WELLS FARGO 7037-0075	162,020.	166,407.
WELLS FARGO 4701-2101	88,120.	88,276.
ACCRUED INTEREST PAID	826.	826.
<b>US OBLIGATIONS TOTAL</b>	<u>990,301.</u>	<u>992,512.</u>

FORM 990PF, PART II - CORPORATE STOCK

ATTACHMENT 7

<u>DESCRIPTION</u>	<u>ENDING BOOK VALUE</u>	<u>ENDING FMV</u>
WELLS FARGO 7036-9910	95,525.	103,056.
WELLS FARGO 7037-0115	405,464.	461,647.
WELLS FARGO 7037-0059	179,508.	197,743.
WELLS FARGO 7037-0123	100,243.	126,805.
WELLS FARGO 7037-1285	738,434.	781,846.
WELLS FARGO 7037-0143	393,026.	465,709.
WELLS FARGO 7037-2507	479,924.	445,799.
WELLS FARGO 7036-9953	213,164.	194,587.
WELLS FARGO 4701-2101	193,831.	194,756.
WELLS FARGO 3189-9117	487,508.	490,890.
DIVIDENDS RECEIVABLE	7,331.	7,331.
<b>TOTALS</b>	<u><u>3,293,958.</u></u>	<u><u>3,470,169.</u></u>

FORM 990PF, PART II - CORPORATE BONDS

ATTACHMENT 8

<u>DESCRIPTION</u>	<u>ENDING BOOK VALUE</u>	<u>ENDING FMV</u>
WELLS FARGO 7037-0075	287,418.	296,621.
ACCRUED INTEREST PAID	268.	268.
WELLS FARGO 7036-9927	103,413.	102,999.
WELLS FARGO 4701-2101	211,297.	211,700.
ACCRUED INTEREST	276.	276.
TOTALS	<u>602,672.</u>	<u>611,864.</u>

FORM 990PF, PART VIII - LIST OF OFFICERS, DIRECTORS, AND TRUSTEES

ATTACHMENT 9

CONTRIBUTIONS  
TO EMPLOYEE  
BENEFIT PLANS

EXPENSE ACCT  
AND OTHER  
ALLOWANCES

COMPENSATION

TITLE AND AVERAGE HOURS PER  
WEEK DEVOTED TO POSITION

NAME AND ADDRESS

THORNTON HENRY JONES, FOSTER, JOHNSTON & STUBBS 505 S FLAGLER DRIVE, SUITE 1100 WEST PALM BEACH, FL 33401	TRUSTEE 10.00	62,740.	0.	0.
--	------------------	---------	----	----

GRAND TOTALS		<u>62,740.</u>	<u>0.</u>	<u>0.</u>
--------------	--	----------------	-----------	-----------

FORM 990EF, PART XV - GRANTS AND CONTRIBUTIONS PAID DURING THE YEAR

ATTACHMENT 10

RECIPIENT NAME AND ADDRESS	RELATIONSHIP TO SUBSTANTIAL CONTRIBUTOR AND FOUNDATION STATUS OF RECIPIENT	PURPOSE OF GRANT OR CONTRIBUTION	AMOUNT
COMMUNITY FOUNDATION PALM BEACH AND MARTIN COUNTY 700 SOUTH DIXIE HIGHWAY SUITE 200 WEST PALM BEACH, FL 33401	NONE PUBLIC	GENERAL	50,000
ALEXANDRA SABATER 8455 MAN-O-WAR ROAD PALM BEACH GARDENS, FL 33418	NONE	SCHOLARSHIP	2,500
BENJAMIN KRAUSE 2503 RALPH JONES ROAD WACHULA, FL 33873	NONE	SCHOLARSHIP	6,000
KATHERINE BROWN 2058 SE HARRISON STREET STUART, FL 34997	NONE	SCHOLARSHIP	8,000
CHASE D WILEY 3425 SW 2ND AVENUE, APT 106 GAINESVILLE, FL 32607	NONE	SCHOLARSHIP	1,000
KIWANIS CLUB OF WEST PALM BEACH P.O. BOX 3092 WEST PALM BEACH, FL 33402	NONE PUBLIC	SCHOLARSHIPS	52,500
<b>TOTAL CONTRIBUTIONS PAID</b>			<u>120,000</u>

**SCHEDULE D  
(Form 1041)**

Department of the Treasury  
Internal Revenue Service

**Capital Gains and Losses**

▶ **Attach to Form 1041, Form 5227, or Form 990-T. See the instructions for Schedule D (Form 1041) (also for Form 5227 or Form 990-T, if applicable).**

OMB No 1545-0092

**2009**

Name of estate or trust **THE ROBERT AND DEBORAH JACOBSON CHARITABLE TRUST**

Employer identification number  
**65-6466536**

**Note:** Form 5227 filers need to complete **only Parts I and II**

**Part I Short-Term Capital Gains and Losses - Assets Held One Year or Less**

(a) Description of property (Example 100 shares 7% preferred of "Z" Co)	(b) Date acquired (mo, day, yr)	(c) Date sold (mo, day, yr)	(d) Sales price	(e) Cost or other basis (see page 4 of the instructions)	(f) Gain or (loss) for the entire year Subtract (e) from (d)
<b>1a</b>					
<b>b</b> Enter the short-term gain or (loss), if any, from Schedule D-1, line 1b					<b>1b</b> -240,041.
<b>2</b> Short-term capital gain or (loss) from Forms 4684, 6252, 6781, and 8824					<b>2</b>
<b>3</b> Net short-term gain or (loss) from partnerships, S corporations, and other estates or trusts					<b>3</b>
<b>4</b> Short-term capital loss carryover Enter the amount, if any, from line 9 of the 2008 Capital Loss Carryover Worksheet					<b>4</b> ( )
<b>5</b> <b>Net short-term gain or (loss).</b> Combine lines 1a through 4 in column (f) Enter here and on line 13, column (3) on the back					<b>5</b> -240,041.

**Part II Long-Term Capital Gains and Losses - Assets Held More Than One Year**

(a) Description of property (Example 100 shares 7% preferred of "Z" Co)	(b) Date acquired (mo, day, yr)	(c) Date sold (mo, day, yr)	(d) Sales price	(e) Cost or other basis (see page 4 of the instructions)	(f) Gain or (loss) for the entire year Subtract (e) from (d)
<b>6a</b>					
<b>b</b> Enter the long-term gain or (loss), if any, from Schedule D-1, line 6b					<b>6b</b> -6,408.
<b>7</b> Long-term capital gain or (loss) from Forms 2439, 4684, 6252, 6781, and 8824					<b>7</b>
<b>8</b> Net long-term gain or (loss) from partnerships, S corporations, and other estates or trusts					<b>8</b>
<b>9</b> Capital gain distributions					<b>9</b> 1,315.
<b>10</b> Gain from Form 4797, Part I					<b>10</b>
<b>11</b> Long-term capital loss carryover Enter the amount, if any, from line 14 of the 2008 Capital Loss Carryover Worksheet					<b>11</b> ( )
<b>12</b> <b>Net long-term gain or (loss).</b> Combine lines 6a through 11 in column (f) Enter here and on line 14a, column (3) on the back					<b>12</b> -5,093.

For Paperwork Reduction Act Notice, see the Instructions for Form 1041.

Schedule D (Form 1041) 2009

<b>Part III Summary of Parts I and II</b>		(1) Beneficiaries' (see page 5)	(2) Estate's or trust's	(3) Total
<b>Caution: Read the instructions before completing this part.</b>				
<b>13</b>	<b>Net short-term gain or (loss)</b> . . . . .	<b>13</b>		-240,041.
<b>14</b>	<b>Net long-term gain or (loss):</b>			
a	Total for year . . . . .	<b>14a</b>		-5,093.
b	Unrecaptured section 1250 gain (see line 18 of the wrksht) . . . . .	<b>14b</b>		
c	28% rate gain . . . . .	<b>14c</b>		
<b>15</b>	<b>Total net gain or (loss).</b> Combine lines 13 and 14a . . . . . ▶	<b>15</b>		-245,134.

**Note:** If line 15, column (3), is a net gain, enter the gain on Form 1041, line 4 (or Form 990-T, Part I, line 4a). If lines 14a and 15, column (2), are net gains, go to Part V, and do not complete Part IV. If line 15, column (3), is a net loss, complete Part IV and the **Capital Loss Carryover Worksheet**, as necessary.

<b>Part IV Capital Loss Limitation</b>		<b>16</b>
<b>16</b>	Enter here and enter as a (loss) on Form 1041, line 4 (or Form 990-T, Part I, line 4c, if a trust), the smaller of a The loss on line 15, column (3) or b \$3,000	( 3,000.)

**Note:** If the loss on line 15, column (3), is more than \$3,000, or if Form 1041, page 1, line 22 (or Form 990-T, line 34), is a loss, complete the **Capital Loss Carryover Worksheet** on page 7 of the instructions to figure your capital loss carryover.

**Part V Tax Computation Using Maximum Capital Gains Rates**

**Form 1041 filers.** Complete this part **only** if both lines 14a and 15 in column (2) are gains, or an amount is entered in Part I or Part II and there is an entry on Form 1041, line 2b(2), and Form 1041, line 22, is more than zero

**Caution:** Skip this part and complete the worksheet on page 8 of the instructions if

- Either line 14b, col (2) or line 14c, col. (2) is more than zero, or
- Both Form 1041, line 2b(1), and Form 4952, line 4g are more than zero

**Form 990-T trusts.** Complete this part **only** if both lines 14a and 15 are gains, or qualified dividends are included in income in Part I of Form 990-T, and Form 990-T, line 34, is more than zero. Skip this part and complete the worksheet on page 8 of the instructions if either line 14b, col (2) or line 14c, col (2) is more than zero

<b>17</b>	Enter taxable income from Form 1041, line 22 (or Form 990-T, line 34) . . . . .	<b>17</b>		
<b>18</b>	Enter the <b>smaller</b> of line 14a or 15 in column (2) but not less than zero . . . . .	<b>18</b>		
<b>19</b>	Enter the estate's or trust's qualified dividends from Form 1041, line 2b(2) (or enter the qualified dividends included in income in Part I of Form 990-T) . . . . .	<b>19</b>		
<b>20</b>	Add lines 18 and 19 . . . . .	<b>20</b>		
<b>21</b>	If the estate or trust is filing Form 4952, enter the amount from line 4g, otherwise, enter -0- . . . . . ▶	<b>21</b>		
<b>22</b>	Subtract line 21 from line 20. If zero or less, enter -0- . . . . .	<b>22</b>		
<b>23</b>	Subtract line 22 from line 17. If zero or less, enter -0- . . . . .	<b>23</b>		
<b>24</b>	Enter the <b>smaller</b> of the amount on line 17 or \$2,300 . . . . .	<b>24</b>		
<b>25</b>	Is the amount on line 23 equal to or more than the amount on line 24? <input type="checkbox"/> <b>Yes.</b> Skip lines 25 and 26, go to line 27 and check the "No" box <input type="checkbox"/> <b>No.</b> Enter the amount from line 23. . . . .	<b>25</b>		
<b>26</b>	Subtract line 25 from line 24. . . . .	<b>26</b>		
<b>27</b>	Are the amounts on lines 22 and 26 the same? <input type="checkbox"/> <b>Yes.</b> Skip lines 27 thru 30, go to line 31 <input type="checkbox"/> <b>No.</b> Enter the <b>smaller</b> of line 17 or line 22 . . . . .	<b>27</b>		
<b>28</b>	Enter the amount from line 26 (If line 26 is blank, enter -0-) . . . . .	<b>28</b>		
<b>29</b>	Subtract line 28 from line 27 . . . . .	<b>29</b>		
<b>30</b>	Multiply line 29 by 15% ( 15) . . . . .			<b>30</b>
<b>31</b>	Figure the tax on the amount on line 23. Use the 2009 Tax Rate Schedule for Estates and Trusts (see the Schedule G instructions in the instructions for Form 1041) . . . . .			<b>31</b>
<b>32</b>	Add lines 30 and 31 . . . . .			<b>32</b>
<b>33</b>	Figure the tax on the amount on line 17. Use the 2009 Tax Rate Schedule for Estates and Trusts (see the Schedule G instructions in the instructions for Form 1041) . . . . .			<b>33</b>
<b>34</b>	<b>Tax on all taxable income.</b> Enter the <b>smaller</b> of line 32 or line 33 here and on Form 1041, Schedule G, line 1a (or Form 990-T, line 36) . . . . .			<b>34</b>





As of Date: 2/05/10

Realized Gain/Loss

Account Number: 7037-0059  
 Command Account Number: 9085946857  
 THORNTON HENRY TTEE  
 ROBERT & DEBORAH  
 JACOBSON CHARITABLE TR  
 UAD 03/19/87 MASTERS/ALLIANCE

Realized Gain/Loss Detail for Year


Short Term DESCRIPTION	QUANTITY	ADJ PRICE/ ORIG PRICE	DATE ACQUIRED	CLOSE DATE	PROCEEDS	ADJ COST/ ORIG COST	GAIN/LOSS
ADR SHINHAN FINL GRP RTS CO LTD	13.0000	0.0000	03/17/09	03/26/09	10.67	0.00	10.67
AKBANK TURK ANONIM SIRKETI ADR	108.0000	8.0500	04/30/09	09/23/09	1,205.69	869.40	336.29
AKTIEBOLAGET ELECTROLUX ADR SPONS	16.0000	26.9635	06/10/09	11/16/09	862.69	431.42	431.27
ALLIANZ SE-ADR	43.0000	15.5000	09/05/08	03/30/09	341.92	666.50	-324.58
AMCOR LTD ADR NEW	45.0000	17.8500	09/05/08	08/07/09	753.73	803.25	-49.52
ARCELORMITTAL-NY	36.0000	63.0300	09/05/08	02/18/09	828.80	2,269.08	-1,440.28
	6.0000	63.0300	09/05/08	04/20/09	151.51	378.18	-226.67
	12.0000	63.0300	09/05/08	04/29/09	278.95	756.36	-477.41
	26.0000	63.0300	09/05/08	07/02/09	828.14	1,638.78	-810.64
	39.0000	63.0300	09/05/08	08/07/09	1,452.44	2,458.17	-1,005.73
	22.0000	23.4394	12/23/08	11/05/09	773.06	515.67	257.39
AU OPTRONICS CORP-ADR	0.6500	5.9468	12/02/08	09/16/09	6.34	0.00	6.34
AUSTRALIA & NEW ZEALAND BANKING GROUP SPONSORED ADR	52.0000	9.3000	12/02/08	11/05/09	1,057.13	483.60	573.53
BARCLAYS PLC ADR	122.0000	23.0000	09/05/08	03/05/09	451.85	2,806.00	-2,354.15
	83.0000	10.2290	11/12/08	03/05/09	307.41	849.01	-541.60
	30.0000	9.4863	11/14/08	03/05/09	111.12	284.59	-173.47
	30.0000	9.4863	11/14/08	04/20/09	350.43	284.59	65.84
BASF SE SPONSORED ADR	18.0000	54.9400	09/05/08	03/05/09	468.14	988.92	-520.78

INFORMATION PROVIDED AS COURTESY ONLY - NOT FURNISHED TO THE IRS



Realized Gain/Loss

As of Date: 2/05/10



Account Number: 7037-0059  
 Command Account Number: 9085946857  
 THORNTON HENRY TTEE  
 ROBERT & DEBORAH  
 JACOBSON CHARITABLE TR  
 UAD 03/19/87 MASTERS/ALLIANCE

Short Term DESCRIPTION	Quantity	Adj Price/ Orig Price	Date Acquired	Close Date	Proceeds	Adj Cost/ Orig Cost	Gain/Loss
BCE INC	22.0000	54.9400	09/05/08	06/10/09	957.05	1,208.68	-251.63
	7.0000	20.3816	02/04/09	08/07/09	162.17	142.67	19.50
	26.0000	20.0000	02/18/09	08/07/09	602.37	520.00	82.37
	8.0000	20.0000	02/18/09	11/05/09	194.79	160.00	34.79
	24.0000	19.0428	03/05/09	11/05/09	584.38	457.03	127.35
BHP BILLITON.PLC-ADR	30.0000	51.5500	09/05/08	03/05/09	934.68	1,546.50	-611.82
	10.0000	51.5500	09/05/08	05/07/09	451.68	515.50	-63.82
	9.0000	51.5500	09/05/08	06/10/09	463.20	463.95	-0.75
BNP PARIBAS ADR	38.0000	43.6700	09/05/08	02/18/09	582.53	1,659.46	-1,076.93
	27.0000	43.6700	09/05/08	07/15/09	917.97	1,179.09	-261.12
BNP PARIBAS ADR RTS EXP 00/00/00	102.0000	0.0000	11/10/09	11/11/09	96.38	0.00	96.38
BT GROUP PLC-ADR	40.0000	17.0201	07/02/09	11/16/09	998.92	680.81	318.11
CANON INC ADR REP 5SHS	19.0000	29.2193	12/02/08	07/02/09	595.46	555.17	40.29
	4.0000	29.2193	12/02/08	11/05/09	150.01	116.87	33.14
	20.0000	29.8794	12/23/08	11/05/09	750.09	597.59	152.50
CENTRICA PLC-SP ADR	54.0000	15.4000	02/18/09	11/05/09	877.10	831.60	45.50
	19.0000	14.2494	03/05/09	11/05/09	308.61	270.74	37.87
	18.0000	14.2494	03/05/09	12/08/09	299.48	256.49	42.99
	9.0000	13.8900	03/16/09	12/08/09	149.74	125.01	24.73
	45.0000	13.5500	04/03/09	12/08/09	748.71	609.75	138.96
	33.0000	13.8251	04/30/09	12/08/09	549.07	456.23	92.84
CHINA PETROLEUM & CHEM CORP	9.0000	89.8994	09/05/08	04/06/09	640.88	809.10	-168.22

INFORMATION PROVIDED AS COURTESY ONLY - NOT FURNISHED TO THE IRS

As of Date: 2/05/10

**Realized Gain/Loss**

Account Number: 7037-0059  
 Command Account Number: 9085946857  
 THORNTON HENRY TTEE  
 ROBERT & DEBORAH  
 JACOBSON CHARITABLE TR  
 UAD 03/19/87 MASTERS/ALLIANCE


Short Term DESCRIPTION	Quantity	ADJ PRICE/ ORIG PRICE	DATE ACQUIRED	CLOSE DATE	PROCEEDS	ADJ COST/ ORIG COST	GAIN/LOSS
<i>Continued</i>							
	2.0000	89.8994	09/05/08	04/29/09	154.47	179.80	-25.33
	7.0000	89.8994	09/05/08	06/10/09	511.37	629.30	-117.93
	16.0000	89.8994	09/05/08	07/02/09	1,196.12	1,438.37	-242.25
	5.0000	61.4294	12/31/08	07/02/09	373.80	307.15	66.65
COMPANHIA VALE DO RIO DOCE SPONS ADR REPSTG 250 PFD SHS	64.0000	20.1400	09/05/08	02/18/09	803.19	1,288.96	-485.77
	31.0000	20.1400	09/05/08	03/05/09	351.35	624.34	-272.99
	23.0000	20.1400	09/05/08	04/03/09	301.98	463.22	-161.24
	39.0000	9.9600	12/23/08	04/03/09	512.06	388.44	123.62
CREDIT SUISSE GROUP SPON ADR	25.0000	44.9000	09/05/08	03/16/09	679.99	1,122.50	-442.51
	27.0000	44.9000	09/05/08	06/10/09	1,256.80	1,212.30	44.50
	21.0000	44.9000	09/05/08	08/07/09	1,030.55	942.90	87.65
	14.0000	27.4600	11/14/08	08/07/09	687.05	384.44	302.61
	18.0000	27.4600	11/14/08	10/07/09	1,023.23	494.28	528.95
DELHAIZE GROUP SPONSORED ADR	10.0000	61.2573	12/02/08	10/07/09	687.21	612.58	74.63
	9.0000	58.8112	02/18/09	12/08/09	692.20	529.30	162.90
	4.0000	55.7263	03/05/09	12/08/09	307.65	222.91	84.74
DEUTSCHE BANK AG	22.0000	81.7994	09/05/08	03/05/09	531.98	1,799.59	-1,267.61
	19.0000	81.7994	09/05/08	03/16/09	667.71	1,554.19	-886.48
	7.0000	81.7994	09/05/08	04/20/09	337.64	572.60	-234.96
	10.0000	81.7994	09/05/08	04/29/09	546.70	817.99	-271.29

INFORMATION PROVIDED AS COURTESY ONLY - NOT FURNISHED TO THE IRS



# Realized Gain/Loss

As of Date: 2/05/10



Account Number: 7037-0059  
 Command Account Number: 9065946857  
 THORNTON HENRY TTEE  
 ROBERT & DEBORAH  
 JACOBSON CHARITABLE TR  
 UAD 03/19/87 MASTERS/ALLIANCE

Short Term	Continued	DESCRIPTION	QUANTITY	ADJ PRICE/ ORIG PRICE	DATE ACQUIRED	CLOSE DATE	PROCEEDS	ADJ COST/ ORIG COST	GAIN/LOSS
		EAST JAPAN RAILWAY CO- ADR	52.0000	13.4000	12/02/08	04/03/09	428.99	696.80	-267.81
			31.0000	12.6250	12/23/08	04/03/09	255.75	391.38	-135.63
		ERICSSON (LM) TEL-SP ADR NEW	76.0000	6.2294	10/10/08	02/18/09	634.64	473.44	161.20
		EUROPEAN AERONAUTIC DEFENSE	24.0000	15.6200	12/02/08	03/05/09	316.07	374.88	-58.81
			19.0000	15.6200	12/02/08	04/30/09	276.12	296.78	-20.66
			21.0000	15.9500	12/23/08	04/30/09	305.19	334.95	-29.76
			16.0000	17.0400	01/16/09	04/30/09	232.54	272.64	-40.10
		FAIRFAX FINL HLDGS LTD SUB VTG CANADA	3.0000	263.8024	04/03/09	11/05/09	1,053.03	791.41	261.62
		FUJITSU LTD ADR NEW	16.0000	20.9199	12/02/08	10/09/09	523.02	334.72	188.30
			46.0000	20.9199	12/02/08	11/05/09	1,361.56	962.31	399.25
			31.0000	18.7293	03/16/09	11/05/09	917.58	580.61	336.97
		GLAXOSMITHKLINE PLC-ADR	20.0000	45.0875	09/05/08	02/18/09	674.88	901.76	-226.88
		HBOS PLC-SPONS ADR CHG	1,029.0000	4.8140	09/05/08	01/22/09	0.00	4,953.99	3,933.99
		HITACHI LTD ADR 10 COM	25.0000	73.5794	09/05/08	06/10/09	809.84	1,839.49	-1,029.65
			14.0000	73.5794	09/05/08	07/02/09	438.66	1,030.11	-591.45
			10.0000	38.3994	12/23/08	07/02/09	313.33	383.99	-70.66
			8.0000	39.0694	12/31/08	07/02/09	250.67	312.56	-61.89
		HONDA MOTOR LTD NEW AMERICAN SHARES 10/76	57.0000	33.3425	09/05/08	02/18/09	1,384.17	1,900.53	-516.36
			29.0000	33.3425	09/05/08	06/10/09	856.06	966.94	-110.88

INFORMATION PROVIDED AS COURTESY ONLY - NOT FURNISHED TO THE IRS

As of Date: 2/05/10

Realized Gain/Loss

Account Number: 7037-0059  
 Command Account Number: 9085946857  
 THORNTON HENRY TTEE  
 ROBERT & DEBORAH  
 JACOBSON CHARITABLE TR  
 UAD 03/19/87 MASTERS/ALLIANCE


Short Term DESCRIPTION	QUANTITY	ADJ PRICE/ ORIG PRICE	DATE ACQUIRED	CLOSE DATE	PROCEEDS	ADJ COST/ ORIG COST	GAIN/LOSS
Continued							
HSBC HLDGS PLC RTS XXX ADR EXP 03/31/09 NON TRANSFERABLE	29.0000	33.3425	09/05/08	07/02/09	763.73	966.92	-203.19
HSBC HOLDINGS PLC-SPON ADR	18.0000	72.1779	10/15/08	05/07/09	737.53	1,299.21	-561.68
	22.0000	72.1779	10/15/08	07/17/09	981.47	1,587.91	-606.44
	10.0000	52.5700	11/12/08	07/17/09	446.13	525.70	-79.57
	2.0000	52.5700	11/12/08	08/07/09	110.54	105.14	5.40
	1.0000	51.7800	11/14/08	08/07/09	55.27	51.78	3.49
	9.0000	45.6094	12/23/08	08/07/09	497.47	410.48	86.99
	25.0000	0.0000	04/08/09	08/07/09	1,381.87	462.19	919.68
ING GROEP N V SPON ADR	128.0000	10.4078	12/31/08	09/03/09	1,832.76	1,332.20	500.56
	49.0000	10.4078	12/31/08	10/07/09	842.47	509.98	332.49
	26.0000	8.8692	04/14/09	10/07/09	447.04	230.60	216.44
INTESA SANPAOLO SPON ADR	32.0000	16.1000	02/18/09	11/16/09	903.65	515.20	388.45
	49.0000	16.1000	02/18/09	12/08/09	1,287.40	788.90	498.50
	31.0000	14.2900	03/16/09	12/08/09	814.48	442.99	371.49
ITAU UNIBANCO BANCO MULTIPLO SA-ADR	0.7513	0.0000	04/03/09	04/03/09	8.87	0.01	8.86
ITAU UNIBANCO HLDG S.A.	74.0000	0.0000	04/03/09	09/01/09	1,207.10	0.00	1,207.10
	7.0000	0.0000	04/03/09	09/10/09	124.78	0.00	124.78
	0.4000	0.0000	09/03/09	09/03/09	6.98	0.01	6.97

001 / A636 / X281



Realized Gain/Loss

As of Date: 2/05/10



Account Number: 7037-0059  
 Command Account Number: 9085946857  
 THORNTON HENRY TTEE  
 ROBERT & DEBORAH  
 JACOBSON CHARITABLE TR  
 UAD 03/19/87 MASTERS/ALLIANCE

Short Term	Continued	DESCRIPTION	QUANTITY	ADJ PRICE/ ORIG PRICE	DATE ACQUIRED	CLOSE DATE	PROCEEDS	ADJ COST/ ORIG COST	GAIN/LOSS
JSC MMC NORILSK NICKEL ADR			51.0000	14.8000	09/05/08	05/27/09	551.29	754.80	-203.51
KB FINL GRP INC RTS EXP 08/21/09			2.6471	17.6021	09/05/08	08/26/09	0.00	46.59	<46.59>
			2.3530	6.7060	02/18/09	08/26/09	0.00	15.77	<15.77>
KB FINL GRP INC RTS WI			0.2825	17.6021	09/05/08	08/11/09	3.72	0.00	3.72
KONINKLIJKE PHILIPS ELECTRS N V NY REG SH NEW 2000			21.0000	19.3245	02/04/09	05/07/09	402.08	405.82	-3.74
			38.0000	19.3245	02/04/09	08/07/09	888.58	734.33	154.25
			8.0000	19.3245	02/04/09	10/07/09	195.57	154.59	40.98
			23.0000	16.2827	03/16/09	10/07/09	562.28	374.50	187.78
LLOYDS BANKING GROUP PLC ADR			71.0000	9.5115	12/02/08	11/05/09	391.05	675.32	-284.27
			37.0000	7.2694	12/23/08	11/05/09	203.78	268.97	-65.19
			0.6363	0.0000	01/22/09	01/22/09	1.56	0.00	1.56
			155.0000	0.0000	01/22/09	11/05/09	853.71	0.00	853.71
			0.5750	0.0000	05/12/09	05/12/09	3.16	0.00	3.16
			6.0000	0.0000	05/13/09	11/05/09	33.05	0.00	33.05
LLOYDS BANKING GROUP RTS PLC ADR			269.0000	0.0000	07/01/09	07/02/09	228.04	0.00	228.04
MICHELIN (CGDE) UNSP ADR			70.0000	9.5700	01/16/09	03/05/09	393.75	669.90	-276.15
MITSUBISHI CORP ADR			26.0000	47.6000	09/05/08	02/18/09	678.85	1,237.60	-558.75
			26.0000	47.6000	09/05/08	04/30/09	805.97	1,237.60	-431.63
			41.0000	47.6000	09/05/08	08/07/09	1,640.04	1,951.60	-311.56

INFORMATION PROVIDED AS COURTESY ONLY - NOT FURNISHED TO THE IRS

As of Date: 2/05/10

Realized Gain/Loss

Account Number: 7037-0059  
 Command Account Number: 9085946857  
 THORNTON HENRY TTEE  
 ROBERT & DEBORAH  
 JACOBSON CHARITABLE TR  
 UAD 03/19/87 MASTERS/ALLIANCE


Short Term	Continued	DESCRIPTION	QUANTITY	ADJ PRICE/ ORIG PRICE	DATE ACQUIRED	CLOSE DATE	PROCEEDS	ADJ COST/ ORIG COST	GAIN/LOSS
		MITSUI & CO LTD ADR	3.0000	289.8400	09/05/08	04/29/09	651.03	869.52	-218.49
		NISSAN MTR LTD SPONS-ADR	70.0000	14.7960	09/05/08	02/04/09	447.13	1,035.72	-588.59
			52.0000	14.7960	09/05/08	04/20/09	509.22	769.39	-260.17
			53.0000	14.7960	09/05/08	08/14/09	795.56	784.19	11.37
		NORDEA BANK AB-UNSPN ADR	112.0000	8.2800	06/10/09	09/03/09	1,102.05	927.36	174.69
		ORIX CORP SPONSORED ADR	65.0000	55.6294	09/05/08	01/16/09	1,631.46	3,615.91	-1,984.45
			37.0000	27.4694	12/23/08	01/16/09	928.68	1,016.37	-87.69
		PETRO-CDA	60.0000	39.3000	09/05/08	01/16/09	1,432.96	2,358.00	-925.04
			15.0000	39.3000	09/05/08	04/14/09	475.06	589.50	-114.44
			9.0000	39.3000	09/05/08	04/29/09	287.77	353.70	-65.93
		ROYAL BANK OF SCOTLAND ADR	68.3808	78.3004	09/05/08	02/04/09	410.94	5,373.80	-4,962.86
			9.6192	65.9460	10/03/08	02/04/09	57.80	636.38	-578.58
			43.0000	12.8694	12/23/08	02/04/09	258.42	553.38	-294.96
			19.0000	15.0494	12/31/08	02/04/09	114.19	285.94	-171.75
		ROYAL DUTCH SHELL PLC ADR CL A	17.0000	61.8000	09/05/08	02/18/09	825.72	1,050.60	-224.88
		RWE AKTIENGESELLSCHAFT SPONSORED ADR	10.0000	97.4000	09/05/08	09/03/09	883.47	974.00	-90.53
		SANOFI-AVENTIS ADR	15.0000	32.8189	09/05/08	03/16/09	401.91	492.29	-90.38
		SHARP CORP ADR	179.0000	12.0900	09/05/08	01/16/09	1,435.57	2,164.11	-728.54
		SHINHAN FINL GRP ADR	13.0000	44.7151	01/16/09	04/03/09	560.45	581.30	-20.85
		SOCIETE GENERALE FRANCE SPONSORED ADR	19.0000	18.1500	09/05/08	01/16/09	157.50	344.85	-187.35

INFORMATION PROVIDED AS COURTESY ONLY - NOT FURNISHED TO THE IRS



# Realized Gain/Loss

As of Date: 2/05/10



Account Number: 7037-0059  
 Command Account Number: 9085946857  
 THORNTON HENRY TTEE  
 ROBERT & DEBORAH  
 JACOBSON CHARITABLE TR  
 UAD 03/19/87 MASTERS/ALLIANCE

Short Term	Quantity	ADJ PRICE/ ORIG PRICE	DATE ACQUIRED	CLOSE DATE	PROCEEDS	ADJ COST/ ORIG COST	GAIN/LOSS
<i>Continued</i>							
DESCRIPTION							
SOCIETE GENERALE RTS	248.0000	0.0000	11/10/09	12/07/09	197.03	0.00	197.03
FRANCE SPONSORED ADR							
SOLVAY S A							
SPON ADR							
SONY CORP ADR NEW	9.0000	69.3000	12/02/08	04/03/09	721.34	623.70	97.64
STATOILHYDRO ASA	4.0000	74.0500	12/23/08	04/03/09	320.60	296.20	24.40
SUMITOMO MITSUI FINL	56.0000	35.8800	09/05/08	08/07/09	1,591.93	2,009.28	-417.35
GROUP INC ADR	58.0000	25.3453	09/05/08	01/16/09	1,022.25	1,470.03	-447.78
SUNCOR ENERGY INC NEW	172.0000	5.4300	09/05/08	02/18/09	564.15	933.96	-369.81
TECK COMINCO LTD CL B	0.3525	30.9160	09/05/08	08/03/09	11.88	10.83	1.05
TELEFONICA S A	0.1675	17.0864	12/31/08	08/03/09	5.64	2.85	2.79
SPON ADR	47.0000	36.6700	09/05/08	01/16/09	216.20	1,723.49	-1,507.29
TOTAL S.A. SPONS ADR	12.0000	54.3001	10/10/08	10/07/09	1,001.93	651.60	350.33
TOYOTA MTR CORP ADR	17.0000	63.5200	09/05/08	02/18/09	838.84	1,079.84	-241.00
NEW 3/82	5.0000	63.5200	09/05/08	04/03/09	254.46	317.60	-63.14
	15.0000	63.5200	09/05/08	08/07/09	824.99	952.80	-127.81
UBS AG-REG	15.0000	88.0400	09/05/08	02/04/09	1,025.69	1,320.60	-294.91
	11.0000	88.0400	09/05/08	04/14/09	836.63	968.44	-131.81
	7.0000	88.0400	09/05/08	07/02/09	516.14	616.28	-100.14
	4.0000	62.5143	12/02/08	07/02/09	294.94	250.06	44.88
	6.0000	60.1994	12/23/08	07/02/09	442.42	361.20	81.22
	112.0000	11.9950	01/16/09	04/06/09	1,105.15	1,343.44	-238.29
	39.0000	9.9376	03/16/09	04/06/09	384.83	387.57	-2.74

INFORMATION PROVIDED AS COURTESY ONLY - NOT FURNISHED TO THE IRS

As of Date: 2/05/10

Realized Gain/Loss

Account Number: 7037-0059  
 Command Account Number: 9085946857  
 THORNTON HENRY TTEE  
 ROBERT & DEBORAH  
 JACOBSON CHARITABLE TR  
 UAD 03/19/87 MASTERS/ALLIANCE

Short Term	Continued	QUANTITY	ADJ PRICE/ ORIG PRICE	DATE ACQUIRED	CLOSE DATE	PROCEEDS	ADJ COST/ ORIG COST	GAIN/LOSS
UNIBANCO		13.0000	56.7975	10/10/08	04/03/09	0.00	738.37	<738.37>
UT C/O1 PFD & 1PFD CL B								
UNITED MICROELECTRONICS		431.0000	2.1883	09/05/08	03/16/09	971.39	943.16	28.23
CORP ADR		400.0000	2.1883	09/05/08	06/10/09	1,156.17	875.31	280.86
		121.0000	2.1883	09/05/08	08/07/09	403.54	264.78	138.86
		161.0000	1.9580	12/23/08	08/07/09	537.08	315.24	221.84
		75.0000	10.3400	09/05/08	05/07/09	527.23	775.50	-248.27
<b>Total - Short Term</b>						<b>\$95,372.99</b>	<b>\$124,795.26</b>	<b>&lt;29,422.27&gt;</b>

Long Term	DESCRIPTION	QUANTITY	ADJ PRICE/ ORIG PRICE	DATE ACQUIRED	CLOSE DATE	PROCEEDS	ADJ COST/ ORIG COST	GAIN/LOSS
ARCELORMITTAL-NY		2.0000	63.0300	09/05/08	11/05/09	70.27	126.06	-55.79
DELHAIZE GROUP		1.0000	61.2573	12/02/08	12/08/09	76.91	61.25	15.66
SPONSORED ADR								
ENI S P A		28.0000	57.9900	09/05/08	11/16/09	1,478.45	1,623.72	-145.27
SPON ADR								
ERICSSON (LM) TEL-SP ADR		74.0000	6.2294	10/10/08	11/16/09	788.81	460.98	327.83
NEW		8.0000	30.9160	09/05/08	11/05/09	265.43	245.63	19.80
SUNCOR ENERGY INC NEW								
TELEFONICA S A		11.0000	54.3001	10/10/08	12/08/09	940.02	597.30	342.72
SPON ADR		40.0000	63.5200	09/05/08	11/05/09	2,485.13	2,540.80	-55.67
TOTAL S.A. SPONS ADR						<b>\$6,105.02</b>	<b>\$5,655.74</b>	<b>\$449.28</b>
<b>Total - Long Term</b>								

INFORMATION PROVIDED AS COURTESY ONLY - NOT FURNISHED TO THE IRS



Realized Gain/Loss

As of Date: 1/22/10

Account Number: 7037-0075  
 Command Account Number: 9085946912  
 THORNTON HENRY TTEE  
 ROBERT & DEBORAH  
 JACOBSON CHARITABLE TR  
 UAD 03/19/87 MASTERS/CAPSTONE

Realized Gain/Loss Detail for Year

DESCRIPTION	QUANTITY	ADJ PRICE/ ORIG PRICE	DATE ACQUIRED	CLOSE DATE	PROCEEDS	ADJ COST/ ORIG COST	GAIN/LOSS
<b>Short Term</b>							
FEDERAL NATL MTG ASSN NOTES							
CPN 5.125% DUE 04/15/11 DTD 04/21/06 FC 10/15/06	30,000.0000	104.3307	09/05/08	01/15/09	32,277.42	31,299.21	978.21
FEDERAL NATL MTG ASSN NOTES							
CPN 5.250% DUE 09/15/16 DTD 08/17/06 FC 09/15/06	10,000.0000	106.0214	09/05/08	07/10/09	11,235.20	10,602.14	633.06
FEDERAL NATL MTG ASSN NOTES							
CALLABLE CPN 4.350% DUE 05/29/13 DTD 05/29/08 FC 11/29/08 CALL 05/29/09 @ 100.000	12,000.0000	100.2270	09/08/08	05/29/09	12,000.00 \$55,512.62	12,027.24 \$53,928.59	-27.24 \$1,584.03
<b>Total - Short Term</b>							
<b>Long Term</b>							
KIMBERLY-CLARK NOTES							
CALLABLE CPN 6.125% DUE 08/01/17 DTD 07/30/07 FC 02/01/08	20,000.0000	105.8891	09/05/08	11/05/09	22,424.80 \$22,424.80	21,177.82 \$21,177.82	1,246.98 \$1,246.98
<b>Total - Long Term</b>							

INFORMATION PROVIDED AS COURTESY ONLY - NOT FURNISHED TO THE IRS



# Realized Gain/Loss

As of Date: 2/05/10

Account Number: 7037-0115  
 Command Account Number: 9085946945  
 THORNTON HENRY TTEE  
 ROBERT & DEBORAH  
 JACOBSON CHARITABLE TR  
 UAD 03/19/87 MASTERS/ALGER

## Realized Gain/Loss Detail for Year


Short Term DESCRIPTION	QUANTITY	ADJ PRICE/ ORIG PRICE	DATE ACQUIRED	CLOSE DATE	PROCEEDS	ADJ COST/ ORIG COST	GAIN/LOSS
ADVANCE AUTO PARTS	26.0000	37.6716	02/24/09	08/13/09	1,124.85	979.47	145.38
	40.0000	37.6716	02/24/09	09/17/09	1,549.76	1,506.86	42.90
	13.0000	38.7069	03/11/09	09/17/09	503.67	503.19	0.48
	12.0000	44.6696	05/26/09	09/17/09	464.93	536.04	-71.11
	25.0000	41.5004	06/30/09	09/17/09	968.61	1,037.51	-68.90
AECOM TECHNOLOGY CORP	17.0000	28.0260	09/04/08	05/28/09	521.56	476.45	45.11
AEROPOSTALE INC	32.0000	14.7986	11/26/08	09/24/09	1,370.32	473.56	896.76
AFFILIATED COMPUTER SVCS INC CL A	25.0000	44.1090	12/22/08	09/29/09	1,378.29	1,102.73	275.56
	51.0000	44.1090	12/22/08	11/12/09	2,810.37	2,249.55	560.82
AFFILIATED MANAGERS GROUP	29.0000	92.2900	09/04/08	02/13/09	1,277.21	2,676.41	-1,399.20
AIRGAS INC	41.0000	40.7170	10/14/08	10/08/09	1,983.74	1,669.40	314.34
AIRTRAN HLDGS INC	234.0000	3.8773	11/19/08	04/24/09	1,710.23	907.29	802.94
ALLOS THERAPEUTICS INC	116.0000	7.1599	05/26/09	07/24/09	906.48	830.55	75.93
	321.0000	7.1599	05/26/09	10/08/09	2,250.18	2,298.33	-48.15
AMETEK INC NEW	46.0000	45.6560	09/04/08	04/24/09	1,524.28	2,100.18	-575.90
BALLY TECHNOLOGIES INC	79.0000	33.8080	09/04/08	05/06/09	2,252.33	2,670.84	-418.51
	81.0000	33.8080	09/04/08	05/26/09	2,143.36	2,738.44	-595.08
BROOKLINE BANCORP INC (NEW)	119.0000	10.7981	10/30/08	10/08/09	1,124.13	1,284.98	-160.85
BURGER KING HLDGS INC	148.0000	22.2726	03/20/09	04/29/09	2,622.71	3,296.34	-673.63
CAL DIVE INTERNATIONAL INC	88.0000	9.6575	09/04/08	03/03/09	483.05	849.86	-366.81

INFORMATION PROVIDED AS COURTESY ONLY - NOT FURNISHED TO THE IRS



**Realized Gain/Loss**

As of Date: 2/05/10



Account Number: 7037-0115  
 Command Account Number: 9085946945  
 THORNTON HENRY TTEE  
 ROBERT & DEBORAH  
 JACOBSON CHARITABLE TR  
 UAD 03/19/87 MASTERS/ALGER

Short Term DESCRIPTION	Quantity	ADJ PRICE/ ORIG PRICE	DATE ACQUIRED	CLOSE DATE	PROCEEDS	ADJ COST/ ORIG COST	GAIN/LOSS
<i>Continued</i>							
CAMERON INTERNATNL CRP	138.0000	9.6575	09/04/08	05/06/09	1,261.32	1,332.74	-71.42
	21.0000	42.8960	09/04/08	03/25/09	523.07	900.82	-377.75
	65.0000	42.8960	09/04/08	05/26/09	1,940.77	2,788.24	-847.47
CENTRAL EURO DIST CORP	35.0000	52.1160	09/04/08	06/29/09	941.97	1,824.06	-882.09
CEPHALON INC	29.0000	69.6200	10/17/08	10/09/09	1,578.40	2,018.98	-440.58
CINNINNATI BELL INC	929.0000	3.9200	09/04/08	02/09/09	1,576.41	3,641.68	-2,065.27
GLARGOR INC	31.0000	31.9608	02/13/09	11/20/09	1,005.96	990.79	15.17
COMMUNITY HEALTH SYS INC NEW	24.0000	34.7250	09/04/08	05/28/09	615.86	833.40	-217.54
CONCHO RESOURCES INC	40.0000	26.9825	09/04/08	05/28/09	1,191.54	1,079.30	112.24
	35.0000	26.9825	09/04/08	07/24/09	1,119.74	944.39	175.35
CONCUR TECHNOLOGIES INC	58.0000	41.4940	09/04/08	04/29/09	1,408.81	2,406.66	-997.85
CUBIST PHARMACEUTICALS INC	86.0000	23.1932	09/12/08	04/29/09	1,409.36	1,994.62	-585.26
	133.0000	23.1932	09/12/08	05/26/09	2,320.82	3,084.69	-763.87
DARDEN RESTAURANTS	56.0000	29.1000	09/04/08	03/20/09	1,893.90	1,629.60	264.30
	32.0000	29.1000	09/04/08	04/29/09	1,224.70	931.20	293.50
DENBURY RESOURCES INC NEW	71.0000	11.1673	01/23/09	03/03/09	816.50	792.88	23.62
	181.0000	11.1673	01/23/09	06/02/09	3,307.32	2,021.28	1,286.04
DIGITAL REALTY TRUST INC	48.0000	45.5100	09/04/08	02/13/09	1,506.91	2,184.48	-677.57
	106.0000	45.5100	09/04/08	05/28/09	3,586.29	4,824.06	-1,237.77
DISCOVERY COMMUNICATIONS INC A	44.0000	13.0703	02/24/09	05/26/09	967.60	575.10	392.50

INFORMATION PROVIDED AS COURTESY ONLY - NOT FURNISHED TO THE IRS

# Realized Gain/Loss

As of Date: 2/05/10

Account Number: 7037-0115  
 Command Account Number: 9085946945  
 THORNTON HENRY TTEE  
 ROBERT & DEBORAH  
 JACOBSON CHARITABLE TR  
 UAD 03/19/87 MASTERS/ALGER


Short Term Description	Quantity	Adj Price/Orig Price	Date Acquired	Close Date	Proceeds	Adj Cost/Orig Cost	Gain/Loss
<i>Continued</i>							
DREAMWORKS ANIMATION SKG INC-A	75.0000	13.0703	02/24/09	09/28/09	2,125.23	1,980.27	1,144.96
ENERGYSOLUTIONS INC	135.0000	27.7024	10/17/08	04/29/09	3,133.21	3,739.82	-606.61
	267.0000	17.0440	09/04/08	02/13/09	1,346.20	4,550.75	-3,204.55
	328.0000	7.9542	03/20/09	05/28/09	2,596.38	2,608.98	-12.60
EXPEDIA INC	49.0000	10.9706	04/24/09	05/07/09	718.25	537.56	180.69
	56.0000	10.9706	04/24/09	09/28/09	1,357.27	614.36	742.91
	36.0000	10.9706	04/24/09	12/23/09	963.73	394.95	568.78
FLOWERS FOODS INC	85.0000	22.8754	01/23/09	06/29/09	1,869.07	1,944.41	-75.34
FTI CONSULTING INC	10.0000	68.4700	09/04/08	04/24/09	489.02	684.70	-195.68
GAMESTOP CORP CLASS A	106.0000	44.0800	09/04/08	06/02/09	2,598.83	4,672.48	-2,073.65
GENWORTH FINANCIAL INC CL-A	117.0000	7.2987	06/29/09	09/29/09	1,475.39	853.95	621.44
GILDAN ACTIVEWEAR INC	208.0000	23.0380	09/04/08	03/11/09	1,347.54	4,791.90	-3,444.36
GSI COMMERCE INC	63.0000	10.9550	02/13/09	12/04/09	1,518.09	690.17	827.92
HOLOGIC INC	172.0000	19.1447	09/04/08	02/24/09	2,101.06	3,292.89	-1,191.83
	148.0000	13.9253	03/25/09	06/30/09	2,086.84	2,060.94	25.90
HOST HOTELS & RESORTS HUMAN GENOME SCIENCES INC	98.0000	8.7770	05/06/09	08/13/09	1,019.32	860.15	159.17
	66.0000	16.4082	08/13/09	10/30/09	1,288.55	1,082.95	205.60
ICONIX BRAND GROUP INC	88.0000	13.0340	09/04/08	05/06/09	1,329.37	1,147.00	182.37
	53.0000	13.0340	09/04/08	08/13/09	920.19	690.81	229.38
	96.0000	7.8068	03/11/09	10/27/09	1,192.39	749.45	442.94
IHS INC CL A	16.0000	61.5300	09/04/08	07/02/09	756.62	984.48	-227.86

INFORMATION PROVIDED AS COURTESY ONLY - NOT FURNISHED TO THE IRS



# Realized Gain/Loss

As of Date: 2/05/10



Account Number: 7037-0115  
 Command Account Number: 9085946945  
 THORNTON HENRY TTEE  
 ROBERT & DEBORAH  
 JACOBSON CHARITABLE TR  
 UAD 03/19/87 MASTERS/ALGER

Short Term DESCRIPTION	Quantity	ADJ PRICE/ ORIG PRICE	DATE ACQUIRED	CLOSE DATE	PROCEEDS	ADJ COST/ ORIG COST	GAIN/LOSS
ILLUMINA INC	18.0000	40.7200	09/04/08	02/24/09	586.93	732.96	-146.03
	21.0000	40.7200	09/04/08	06/30/09	810.36	855.12	-44.76
IMMUCOR INC	129.0000	24.8585	11/19/08	05/26/09	1,864.80	3,206.75	-1,341.95
INFORMATICA CORP	78.0000	16.5909	09/12/08	03/20/09	1,057.94	1,294.10	-236.16
INTERNATIONAL GAME TECHNOLOGY	142.0000	16.4515	05/28/09	09/28/09	3,035.13	2,336.11	699.02
	43.0000	22.5882	09/17/09	09/28/09	919.10	971.29	-52.19
INTERPUBLIC GRP CO INC	571.0000	4.9112	06/30/09	10/23/09	3,527.54	2,804.30	723.24
INTUITIVE SURGICAL INC COM NEW	16.0000	275.0400	09/04/08	01/08/09	1,603.83	4,400.64	-2,796.81
INVESTMENT TECHNOLOGY GROUP INC NEW	100.0000	21.7000	10/30/08	09/17/09	2,739.09	2,170.00	569.09
	10.0000	21.7000	10/30/08	10/27/09	244.05	217.00	27.05
	76.0000	23.3709	05/06/09	10/27/09	1,854.78	1,776.19	78.59
IPC THE HOSPITALIST CO	25.0000	25.2296	09/04/08	02/24/09	442.71	630.74	-188.03
	87.0000	25.2296	09/04/08	05/06/09	1,924.09	2,194.98	-270.89
ITC HOLDINGS CORP	40.0000	54.6760	09/04/08	02/13/09	1,661.90	2,187.05	-525.15
ITT EDUCATIONAL SERVICES INC	12.0000	86.4600	09/04/08	01/08/09	1,094.99	1,037.52	57.47
LAS VEGAS SANDS CORP	392.0000	7.7309	04/29/09	05/07/09	3,666.82	3,030.51	636.31
LEGG MASON INC	121.0000	19.0338	05/06/09	06/24/09	2,914.08	2,303.09	610.99
	33.0000	21.1178	06/02/09	06/24/09	794.76	696.89	97.87
LIFE TECHNOLOGIES CORP	36.0000	32.8032	03/25/09	05/06/09	1,317.35	1,180.92	136.43
	48.0000	32.8032	03/25/09	09/28/09	2,245.64	1,574.55	671.09

INFORMATION PROVIDED AS COURTESY ONLY - NOT FURNISHED TO THE IRS

# Realized Gain/Loss

As of Date: 2/05/10

Account Number: 7037-0115  
 Command Account Number: 9085946945  
 THORNTON HENRY TTEE  
 ROBERT & DEBORAH  
 JACOBSON CHARITABLE TR  
 UAD 03/19/87 MASTERS/ALGER


Short Term DESCRIPTION	Quantity	ADJ PRICE/ ORIG PRICE	DATE ACQUIRED	CLOSE DATE	PROCEEDS	ADJ COST/ ORIG COST	GAIN/LOSS
LINCOLN NATL CORP IND	57.0000	30.8118	04/24/09	09/28/09	2,666.71	1,756.27	910.44
LKQ CORP	44.0000	24.9992	08/24/09	12/23/09	1,095.26	1,099.97	-4.71
MARINER ENERGY INC	65.0000	17.8380	09/04/08	05/06/09	1,122.06	1,159.48	-37.42
	112.0000	8.7770	12/24/08	02/24/09	1,069.49	983.03	86.46
	142.0000	8.7770	12/24/08	06/29/09	1,703.44	1,246.34	457.10
	124.0000	8.7770	12/24/08	06/30/09	1,432.41	1,088.34	344.07
	41.0000	15.6019	06/02/09	06/30/09	473.62	639.68	-166.06
MARVELL TECHNOLOGY GROUP LTD	144.0000	6.8899	12/18/08	07/09/09	1,676.43	992.15	684.28
	183.0000	6.8899	12/18/08	09/24/09	2,857.30	1,260.85	1,596.45
	174.0000	8.2000	02/13/09	09/24/09	2,716.78	1,426.80	1,289.98
MASIMO CORP	122.0000	37.7344	10/02/08	08/24/09	3,023.60	4,603.60	-1,580.00
MEDICIS PHARMACEUTICAL CORP CL A NEW	31.0000	12.4235	03/20/09	12/14/09	775.83	385.13	390.70
MERIDIAN BIOSCIENCE INC	160.0000	26.2680	09/04/08	03/25/09	2,777.87	4,202.88	-1,425.01
MICROSEMI CORP CL A	103.0000	24.8620	09/04/08	01/08/09	1,374.33	2,560.79	-1,186.46
	206.0000	24.8620	09/04/08	02/24/09	1,881.21	5,121.57	-3,240.36
MONOLITHIC POWER SYSTEMS INC	42.0000	12.4270	02/24/09	12/14/09	967.65	521.94	445.71
MYLAN INC	132.0000	12.8900	09/04/08	03/20/09	1,700.32	1,701.48	-1.16
	62.0000	12.8900	09/04/08	07/24/09	847.55	799.18	48.37
NALCO HOLDING CO	49.0000	21.7423	10/08/09	10/30/09	1,055.84	1,065.38	-9.54
NCR CORP NEW	220.0000	24.7880	09/04/08	02/13/09	2,231.57	5,453.36	-3,221.79

INFORMATION PROVIDED AS COURTESY ONLY - NOT FURNISHED TO THE IRS



# Realized Gain/Loss

As of Date: 2/05/10



Account Number: 7037-0115  
 Command Account Number: 9085946945  
 THORNTON HENRY TTEE  
 ROBERT & DEBORAH  
 JACOBSON CHARITABLE TR  
 UAD 03/19/87 MASTERS/ALGER

Short Term	Quantity	ADJ PRICE/ ORIG PRICE	DATE ACQUIRED	CLOSE DATE	PROCEEDS	ADJ COST/ ORIG COST	GAIN/LOSS
NETAPP INC	93.0000	13.2546	12/22/08	05/06/09	1,667.16	1,232.68	434.48
	29.0000	13.2546	12/22/08	07/02/09	549.82	384.39	165.43
	69.0000	13.2546	12/22/08	09/24/09	1,792.18	914.57	877.61
	6.0000	13.2546	12/22/08	09/28/09	158.88	79.52	79.36
	52.0000	19.6318	05/26/09	09/28/09	1,377.01	1,020.86	356.15
	33.0000	19.6318	05/26/09	09/29/09	864.01	647.84	216.17
	52.0000	19.7971	06/02/09	09/29/09	1,361.49	1,029.45	332.04
NETFLIX COM INC	18.0000	43.4878	04/24/09	12/04/09	1,012.16	782.79	229.37
	32.0000	43.4878	04/24/09	12/10/09	1,818.71	1,391.60	427.11
NEUSTAR INC CLASS A	189.0000	22.0175	09/04/08	03/25/09	3,144.90	4,161.31	-1,016.41
NICE SYSTEMS LTD SPON ADR	63.0000	29.9100	09/04/08	04/29/09	1,583.50	1,884.33	-300.83
OMNITURE INC	65.0000	17.2580	09/04/08	02/24/09	640.42	1,121.77	-481.35
	155.0000	17.2580	09/04/08	04/29/09	1,915.11	2,674.99	-759.88
ON SEMI CONDUCTOR CORP	107.0000	4.1472	01/08/09	09/15/09	919.19	443.75	475.44
PEOPLE'S UNITED FINANCL LTD	86.0000	4.1472	01/08/09	12/30/09	761.03	356.66	404.37
PERRIGO COMPANY	54.0000	18.0698	09/04/08	03/26/09	930.21	975.77	-45.56
	31.0000	34.4280	09/04/08	05/07/09	828.27	1,067.27	-239.00
	100.0000	34.4280	09/04/08	06/30/09	2,750.19	3,442.80	-692.61
PETROBANK ENERGY & RES LTD	137.0000	37.4660	09/04/08	01/23/09	2,255.36	5,132.84	-2,877.48
PHILLIPS-VAN HEUSEN CORP	160.0000	39.2281	09/04/08	03/25/09	3,536.01	6,276.50	-2,740.49
PLAINS EXPLORATION & PRODUCTION CO	44.0000	22.4599	05/07/09	09/24/09	1,133.44	988.24	145.20

Continued

INFORMATION PROVIDED AS COURTESY ONLY - NOT FURNISHED TO THE IRS

# Realized Gain/Loss

As of Date: 2/05/10

Account Number: 7037-0115  
 Command Account Number: 9085946945  
 THORNTON HENRY TTEE  
 ROBERT & DEBORAH  
 JACOBSON CHARITABLE TR  
 UAD 03/19/87 MASTERS/ALGER


Short Term	Quantity	ADJ PRICE/ ORIG PRICE	DATE ACQUIRED	CLOSE DATE	PROCEEDS	ADJ COST/ ORIG COST	GAIN/LOSS
<i>Continued</i>							
DESCRIPTION							
PLATINUM UNDERWRITERS HLDGS	60.0000	29.9862	10/30/08	07/24/09	1,987.19	1,799.18	188.01
POLYCOM INC	152.0000	26.0880	09/04/08	01/08/09	2,180.68	3,965.37	-1,784.69
	38.0000	26.8240	09/17/09	10/08/09	1,013.99	1,019.32	-5.33
PRICELINE COM INC COM NEW	85.0000	26.8240	09/17/09	12/10/09	1,878.71	2,280.03	-401.32
	48.0000	92.3100	09/04/08	04/24/09	4,631.96	4,430.88	201.08
	11.0000	75.5939	03/11/09	04/24/09	1,061.50	831.53	229.97
PROS HOLDINGS INC	327.0000	9.3325	09/04/08	03/11/09	1,062.38	3,051.73	-1,989.35
QUICKSILVER RESOURCES INC	65.0000	11.9182	06/02/09	09/17/09	898.28	774.69	123.59
	57.0000	11.9182	06/02/09	09/24/09	762.79	679.34	83.45
RANGE RESOURCES CORP	27.0000	42.0710	09/04/08	03/20/09	1,107.57	1,135.92	-28.35
	35.0000	42.0710	09/04/08	06/29/09	1,454.03	1,472.49	-18.46
REGENCY CENTERS CORP REIT	75.0000	42.0710	09/04/08	07/02/09	2,958.97	3,155.32	-196.35
	56.0000	34.3932	05/28/09	07/24/09	1,656.47	1,926.02	-269.55
SBA COMMUNICATIONS CORP	51.0000	32.8847	09/04/08	03/11/09	1,168.39	1,677.12	-508.73
SEAGATE TECHNOLOGY	77.0000	9.9479	06/24/09	09/24/09	1,164.72	765.99	398.73
	51.0000	9.9479	06/24/09	12/23/09	915.37	507.35	408.02
SIGNATURE BANK NEW YORK	35.0000	28.6660	09/04/08	03/20/09	866.86	1,003.31	-136.45
	93.0000	28.6660	09/04/08	03/26/09	2,466.80	2,665.93	-199.13
SILGAN HOLDINGS INC	25.0000	50.9780	09/04/08	03/20/09	1,241.76	1,274.45	-32.69
	19.0000	50.9780	09/04/08	07/24/09	967.57	968.59	-1.02

INFORMATION PROVIDED AS COURTESY ONLY - NOT FURNISHED TO THE IRS



# Realized Gain/Loss

As of Date: 2/05/10



Account Number: 7037-0115  
 Command Account Number: 9085946945  
 THORNTON HENRY TTEE  
 ROBERT & DEBORAH  
 JACOBSON CHARITABLE TR  
 UAD 03/19/87 MASTERS/ALGER

Short Term	Continued	DESCRIPTION	QUANTITY	ADJ PRICE/ ORIG PRICE	DATE ACQUIRED	CLOSE DATE	PROCEEDS	ADJ COST/ ORIG COST	GAIN/LOSS
		SOLERA HOLDINGS INC	14.0000	30.0600	09/04/08	02/24/09	297.93	420.84	-122.91
		SPX CORP	45.0000	30.0600	09/04/08	07/09/09	1,092.88	1,352.70	-259.82
		STARENT NETWORKS CORP	53.0000	50.3168	03/20/09	07/24/09	2,874.26	2,666.79	207.47
		SUNOCO INC COM	112.0000	19.9984	04/29/09	12/10/09	3,868.37	2,239.82	1,628.55
		SUNTRUST BANKS INC	40.0000	19.7997	05/26/09	12/10/09	1,381.57	791.99	589.58
		TALEO CORP CL A	34.0000	26.7602	09/24/09	10/27/09	1,110.24	909.85	200.39
		TERRA INDS INC	183.0000	12.4480	04/02/09	04/24/09	2,804.27	2,277.98	526.29
		TFS FINL CORP	54.0000	22.7760	09/04/08	07/09/09	920.82	1,229.91	-309.09
		THE HAIN CELESTIAL GROUP	27.0000	42.9800	09/04/08	03/20/09	720.89	1,160.46	-439.57
		THORATEC CORPORATION	86.0000	42.9800	09/04/08	04/02/09	2,408.93	3,696.28	-1,287.35
		TITAN MACHINERY INC	218.0000	12.2966	01/23/09	06/30/09	2,315.12	2,680.66	-365.54
		TUPPERWARE CORP	62.0000	12.2968	03/26/09	06/30/09	658.43	762.40	-103.97
		UNITED THERAPEUTICS CORP	38.0000	26.3540	09/04/08	08/24/09	694.40	1,001.46	-307.06
		URBAN OUTFITTERS INC	89.0000	26.2880	09/04/08	02/13/09	2,381.63	2,339.64	41.99
		VERIFONE HOLDINGS INC	181.0000	13.0025	12/22/08	03/25/09	1,578.60	2,353.45	-774.85
			32.0000	25.6199	10/02/08	04/24/09	792.20	819.84	-27.64
			29.0000	25.6199	10/02/08	08/13/09	959.06	742.98	216.08
			23.0000	107.1240	09/04/08	04/29/09	1,445.01	2,463.85	-1,018.84
			11.0000	107.1240	09/04/08	07/24/09	952.65	1,178.37	-225.72
			45.0000	36.0080	09/04/08	08/13/09	1,291.42	1,620.36	-328.94
			404.0000	7.3831	03/25/09	05/26/09	2,628.68	2,982.77	-354.09
			77.0000	15.3073	09/28/09	10/09/09	1,084.94	1,178.67	-93.73

INFORMATION PROVIDED AS COURTESY ONLY - NOT FURNISHED TO THE IRS

**Realized Gain/Loss**

As of Date: 2/05/10

Account Number: 7037-0115  
 Command Account Number: 9085946945  
 THORNTON HENRY TTEE  
 ROBERT & DEBORAH  
 JACOBSON CHARITABLE TR  
 UAD 03/19/87 MASTERS/ALGER

<b>Short Term</b>	<i>Continued</i>	QUANTITY	ADJ PRICE/ ORIG PRICE	DATE ACQUIRED	CLOSE DATE	PROCEEDS	ADJ COST/ ORIG COST	GAIN/LOSS
VISTAPRINT LTD		166.0000	15.3073	09/28/09	12/04/09	2,256.39	2,541.00	-284.61
VISTAPRINT NV		23.0000	23.2700	02/24/09	08/13/09	1,058.72	1,535.21	523.51
WRIGHT EXPRESS CORP		16.0000	23.2700	02/24/09	12/30/09	903.99	372.32	531.67
<b>Total - Short Term</b>		19.0000	29.9600	09/04/08	07/02/09	486.85	569.24	-82.39
						<b>\$260,568.31</b>	<b>\$290,872.18</b>	<b>-\$30,303.87</b>


<b>Long Term</b>		QUANTITY	ADJ PRICE/ ORIG PRICE	DATE ACQUIRED	CLOSE DATE	PROCEEDS	ADJ COST/ ORIG COST	GAIN/LOSS
AECOM TECHNOLOGY CORP		32.0000	28.0260	09/04/08	10/30/09	820.07	896.83	-76.76
AFFILIATED MANAGERS GROUP		22.0000	92.2900	09/04/08	12/14/09	1,421.08	2,030.38	-609.30
AIRTRAN HLDGS INC		124.0000	3.8773	11/19/08	12/10/09	620.25	480.79	139.46
ALEXION PHARMACEUTICALS INC		17.0000	41.7679	09/12/08	11/20/09	742.68	710.06	32.62
ALLIANT TECHSYSTEMS INC		24.0000	104.4100	09/04/08	09/15/09	1,834.93	2,505.84	-670.91
ATHEROS COMMUNICATIONS		30.0000	104.4100	09/04/08	09/24/09	2,330.47	3,132.30	-801.83
CAMERON INTERNATINL CRP		51.0000	28.3200	09/04/08	09/15/09	1,390.42	1,444.32	-53.90
CENTRAL EURO DIST CORP		24.0000	28.3200	09/04/08	12/14/09	754.29	679.68	74.61
COMMUNITY HEALTH SYS INC NEW		74.0000	42.8960	09/04/08	09/28/09	2,808.45	3,174.30	-365.85
DARDEN RESTAURANTS		22.0000	52.1160	09/04/08	09/17/09	735.82	1,146.55	-410.73
FIRST MERCURY FINANCIAL CORP		40.0000	34.7250	09/04/08	12/10/09	1,199.95	1,389.00	-189.05
		35.0000	29.1000	09/04/08	12/23/09	1,246.71	1,018.50	228.21
		261.0000	15.0750	09/04/08	09/15/09	3,482.56	3,934.58	-452.02

INFORMATION PROVIDED AS COURTESY ONLY - NOT FURNISHED TO THE IRS



# Realized Gain/Loss

As of Date: 2/05/10



Account Number: 7037-0115  
 Command Account Number: 9085946945  
 THORNTON HENRY TTEE  
 ROBERT & DEBORAH  
 JACOBSON CHARITABLE TR  
 UAD 03/19/87 MASTERS/ALGER

Long Term	Continued	DESCRIPTION	QUANTITY	ADJ PRICE/ ORIG PRICE	DATE ACQUIRED	CLOSE DATE	PROCEEDS	ADJ COST/ ORIG COST	GAIN/LOSS
		GEO GROUP INC	38.0000	22.3700	09/04/08	12/10/09	808.05	850.06	-42.01
		ICON PUB LTD CO SPON ADR	69.0000	36.5712	10/14/08	10/23/09	1,812.30	2,523.42	-711.12
		ICONIX BRAND GROUP INC	98.0000	13.0340	09/04/08	10/23/09	1,323.66	1,277.33	46.33
			76.0000	13.0340	09/04/08	10/27/09	943.96	990.57	-46.61
		IHS INC CL A	13.0000	61.5300	09/04/08	12/10/09	667.35	799.89	-132.54
		INFORMATICA CORP	41.0000	16.5909	09/12/08	12/14/09	979.60	680.23	299.37
		IPC THE HOSPITALIST CO	38.0000	25.2296	09/04/08	09/29/09	1,244.65	958.73	285.92
		LIFE TIME FITNESS INC	42.0000	34.3275	09/04/08	12/10/09	964.84	1,441.76	-476.92
		MELLANOX TECHNOLOGY LTD	135.0000	11.4889	09/04/08	09/15/09	2,025.25	1,551.01	474.24
		OSI PHARMACEUTICALS INC	27.0000	48.9983	09/12/08	12/04/09	929.61	1,322.96	-393.35
		SBA COMMUNICATIONS CORP	21.0000	32.8847	09/04/08	12/14/09	692.09	690.58	1.51
		SOLERA HOLDINGS INC	26.0000	30.0500	09/04/08	11/12/09	914.80	781.56	133.24
		TALEO CORP CL A	49.0000	22.7760	09/04/08	09/17/09	1,066.77	1,116.03	-49.26
			40.0000	22.7760	09/04/08	12/14/09	808.54	911.04	-102.50
		TELETECH HLDGS INC	48.0000	15.6880	09/04/08	10/23/09	784.32	753.03	31.29
			36.0000	15.6880	09/04/08	12/10/09	693.87	564.77	129.10
		UNITED THERAPEUTICS CORP	190.0000	15.6880	09/04/08	12/18/09	3,492.47	2,980.71	511.76
		WRIGHT EXPRESS CORP	25.0000	107.1240	09/04/08	09/15/09	2,508.96	2,678.09	-169.13
			37.0000	29.9600	09/04/08	09/28/09	1,096.27	1,108.52	-12.25
		<b>Total - Long Term</b>					<b>\$43,145.04</b>	<b>\$46,523.42</b>	<b>-\$3,378.38</b>

INFORMATION PROVIDED AS COURTESY ONLY - NOT FURNISHED TO THE IRS

As of Date: 2/05/10

Realized Gain/Loss

Account Number: 7037-0143  
 Command Account Number: 9085947000  
 THORNTON HENRY TTEE  
 ROBERT & DEBORAH  
 JACOBSON CHARITABLE  
 TRUST UAD 03/19/87 SA

Realized Gain/Loss Detail for Year


Short Term DESCRIPTION	QUANTITY	ADJ PRICE/ ORIG PRICE	DATE ACQUIRED	CLOSE DATE	PROCEEDS	ADJ COST/ ORIG COST	GAIN/LOSS
ABB LTD - SPONS ADR	250.0000	14.2467	03/25/09	05/13/09	3,621.78	3,561.68	60.10
ADOBE SYSTEMS INC	106.0000	42.4500	09/04/08	01/13/09	2,353.26	4,499.70	-2,146.44
	31.0000	40.0330	09/25/08	01/13/09	688.22	1,241.02	-552.80
AETNA INC(NEW)	189.0000	29.0401	01/07/09	07/21/09	4,654.19	5,488.58	-834.39
	72.0000	33.7587	01/28/09	07/21/09	1,773.03	2,430.63	-657.60
AMAZON COM INC	23.0000	49.0625	12/04/08	03/27/09	1,630.42	1,128.44	501.98
	26.0000	49.0625	12/04/08	09/02/09	2,029.01	1,275.63	753.38
AMERICAN TOWER CORP CL A	52.0000	38.6570	09/04/08	05/05/09	1,528.20	2,010.17	-481.97
AMGEN INC	27.0000	52.6597	06/26/09	11/25/09	1,541.37	1,421.82	119.55
AOL INC	10.6465	16.9963	05/01/09	12/28/09	253.86	180.95	72.91
AOL INC	6.3535	18.1626	05/13/09	12/28/09	151.51	115.39	36.12
AOL INC W/I	0.6263	16.9963	05/01/09	12/09/09	14.52	10.64	3.88
AOL INC W/I	0.3737	18.1626	05/13/09	12/09/09	8.67	6.79	1.88
APOLLO GROUP INC CL A	65.0000	87.6950	01/15/09	03/26/09	5,077.11	5,700.18	-623.07
	63.0000	61.0408	05/13/09	06/01/09	3,816.90	3,845.57	-28.67
APPLE INC	12.0000	162.7600	09/04/08	05/13/09	1,453.51	1,953.12	-499.61
ASML HOLDING NV-NY REG SHARES	166.0000	25.7188	08/07/09	10/19/09	4,930.40	4,269.32	661.08
BAXTER INTERNATIONAL INC	29.0000	68.0400	09/04/08	04/13/09	1,452.88	1,973.16	-520.28
	56.0000	68.0400	09/04/08	06/02/09	2,716.79	3,810.24	-1,093.45
BECTON DICKINSON & CO	60.0000	85.9420	09/04/08	05/12/09	3,804.68	5,156.52	-1,351.84

INFORMATION PROVIDED AS COURTESY ONLY - NOT FURNISHED TO THE IRS



# Realized Gain/Loss

As of Date: 2/05/10



Account Number: 7037-0143  
 Command Account Number: 9085947000  
 THORNTON HENRY TTEE  
 ROBERT & DEBORAH  
 JACOBSON CHARITABLE  
 TRUST UAD 03/19/87 SA

Short Term	Continued	DESCRIPTION	QUANTITY	ADJ PRICE/ ORIG PRICE	DATE ACQUIRED	CLOSE DATE	PROCEEDS	ADJ COST/ ORIG COST	GAIN/LOSS
BHP BILLITON LTD SPON ADR			86.0000	45.4619	02/06/09	04/09/09	4,040.55	3,909.72	130.83
			65.0000	59.3630	07/21/09	10/28/09	4,380.50	3,858.60	521.90
BOEING CO			74.0000	47.3637	06/01/09	07/06/09	2,976.30	3,504.91	-528.61
BRISTOL MYERS SQUIBB CO			96.0000	19.7785	11/17/08	07/20/09	1,902.93	1,898.74	4.19
			42.0000	19.7785	11/17/08	07/21/09	843.11	830.69	12.42
			123.0000	20.7360	02/25/09	07/21/09	2,469.11	2,550.53	-81.42
BROADCOM CORP			64.0000	24.4474	05/28/09	10/12/09	1,922.40	1,564.64	357.76
CL A			186.0000	16.7875	03/03/09	05/27/09	3,119.46	3,122.48	-3.02
CANADIAN NATL RY CO			68.0000	37.9988	04/06/09	05/13/09	2,597.83	2,583.92	13.91
			32.0000	40.2416	04/09/09	05/13/09	1,222.51	1,287.73	-65.22
CELGENE CORP			40.0000	40.9132	05/27/09	07/20/09	1,867.49	1,636.53	230.96
			52.0000	40.9132	05/27/09	09/18/09	2,733.09	2,127.48	605.61
CHUBB CORP			95.0000	52.7641	09/25/08	05/01/09	3,705.67	5,012.59	-1,306.92
			10.0000	52.4000	09/30/08	05/01/09	390.08	524.00	-133.92
CISCO SYSTEMS INC			103.0000	22.3280	09/04/08	06/26/09	1,945.36	2,299.79	-354.43
CME GROUP INC			12.0000	319.4056	05/29/09	07/22/09	3,366.11	3,832.87	-466.76
CNOOC LTD-ADR			6.0000	112.6502	04/14/09	06/17/09	741.01	675.91	65.10
			32.0000	112.6502	04/14/09	06/29/09	4,033.17	3,604.80	428.37
COCA-COLA COMPANY			66.0000	51.8180	09/04/08	04/30/09	2,850.35	3,419.99	-569.64
			118.0000	51.8180	09/04/08	07/24/09	5,818.34	6,114.52	-296.18
COLGATE-PALMOLIVE CO			15.0000	76.6200	09/04/08	05/19/09	960.36	1,149.30	-188.94
			41.0000	76.6200	09/04/08	06/25/09	2,927.06	3,141.42	-214.36

INFORMATION PROVIDED AS COURTESY ONLY - NOT FURNISHED TO THE IRS

As of Date: 2/05/10

Realized Gain/Loss

Account Number: 7037-0143  
 Command Account Number: 9085947000  
 THORNTON HENRY TTEE  
 ROBERT & DEBORAH  
 JACOBSON CHARITABLE  
 TRUST UAD 03/19/87 SA


Short Term DESCRIPTION	Quantity	ADJ PRICE/ ORIG PRICE	DATE ACQUIRED	DATE CLOSE	PROCEEDS	ADJ COST/ ORIG COST	GAIN/LOSS
COSTCO WHSL CORP NEW COM	42.0000	76.6200	09/04/08	07/20/09	3,082.06	3,218.04	-135.98
COVIDIEN LTD	12.0000	69.2752	10/08/08	07/20/09	880.59	831.30	49.29
COVIDIEN PLC SHS	91.0000	67.7500	09/04/08	04/20/09	4,039.03	6,165.25	-2,126.22
CUMMINS INC	120.0000	53.1800	09/04/08	04/02/09	3,949.53	6,381.60	-2,432.07
CVS CAREMARK CORP	104.0000	35.8604	05/14/09	07/22/09	3,686.98	3,729.48	-42.50
DANAHER CORP	39.0000	31.5127	04/23/09	05/14/09	1,175.58	1,229.00	-53.42
DEERE & CO	25.0000	31.5127	04/23/09	09/21/09	1,103.09	787.82	315.27
EMERSON ELECTRIC CO	59.0000	31.8331	05/04/09	11/11/09	1,789.40	1,878.15	-88.75
EXELON CORPORATION	58.0000	32.2157	05/05/09	11/11/09	1,759.08	1,868.51	-109.43
EXXON MOBIL CORP	64.0000	33.8269	07/24/09	11/11/09	1,941.06	2,164.92	-223.86
FREEPORT-MCMORAN COPPER & GOLD INC CLASS B	29.0000	77.5400	09/04/08	07/20/09	1,828.09	2,248.66	-420.57
	56.0000	63.5580	09/04/08	05/22/09	2,428.10	3,559.24	-1,131.14
	57.0000	31.9044	04/09/09	08/04/09	2,045.51	1,818.56	226.95
	24.0000	70.6480	09/04/08	04/30/09	1,117.53	1,695.56	-578.03
	81.0000	70.6480	09/04/08	05/06/09	3,839.81	5,722.48	-1,882.67
	78.0000	74.6900	11/05/08	04/13/09	5,328.63	5,825.82	-497.19
	25.0000	74.2680	11/13/08	04/13/09	1,707.89	1,856.70	-148.81
	20.0000	71.8400	11/21/08	04/13/09	1,366.32	1,436.80	-70.48
	87.0000	56.4694	09/04/08	04/15/09	4,367.38	4,912.84	-545.46
	52.0000	27.2509	02/04/09	04/07/09	2,144.13	1,417.05	727.08

INFORMATION PROVIDED AS COURTESY ONLY - NOT FURNISHED TO THE IRS



# Realized Gain/Loss

As of Date: 2/05/10



Account Number: 7037-0143  
 Command Account Number: 9085947000  
 THORNTON HENRY TTEE  
 ROBERT & DEBORAH  
 JACOBSON CHARITABLE  
 TRUST UAD 03/19/87 SA

Short Term DESCRIPTION	Quantity	ADJ PRICE/ ORIG PRICE	DATE ACQUIRED	CLOSE DATE	PROCEEDS	ADJ COST/ ORIG COST	GAIN/LOSS
<i>Continued</i>							
GENENTECH INC	21.0000	27.2509	02/04/09	05/13/09	979.92	572.27	407.65
	17.0000	27.2509	02/04/09	05/13/09	793.26	463.27	329.99
	53.0000	27.2509	02/04/09	07/06/09	2,399.82	1,444.29	955.53
	50.0000	30.0784	02/06/09	07/06/09	2,263.99	1,503.92	760.07
	20.0000	43.7163	05/01/09	07/06/09	905.60	874.33	31.27
	48.0000	96.4780	09/04/08	03/12/09	4,512.80	4,630.94	-118.14
	24.0000	80.6290	11/12/08	03/12/09	2,256.41	1,935.10	321.31
GENERAL MILLS INC	73.0000	50.8829	03/27/09	07/21/09	4,260.22	3,714.45	545.77
	34.0000	53.4628	05/13/09	07/21/09	1,984.22	1,817.74	166.48
GENZYME CORPORATION	22.0000	75.2800	09/04/08	03/03/09	1,138.25	1,656.16	-517.91
	74.0000	75.2800	09/04/08	05/01/09	3,920.05	5,570.72	-1,650.67
GILEAD SCIENCES INC	87.0000	50.1780	09/04/08	02/04/09	4,503.71	4,365.49	138.22
	29.0000	50.1780	09/04/08	02/13/09	1,463.48	1,455.17	8.31
	44.0000	50.1780	09/04/08	08/21/09	2,030.69	2,207.83	-177.14
	9.0000	47.5495	04/07/09	12/31/09	390.18	427.95	-37.77
GOLDMAN SACHS GROUP INC	14.0000	97.8079	03/13/09	07/08/09	1,920.07	1,369.32	550.75
	20.0000	97.8079	03/13/09	11/02/09	3,421.76	1,956.15	1,465.61
	17.0000	114.1567	04/02/09	11/02/09	2,908.49	1,940.66	967.83
	5.0000	128.1991	04/30/09	11/02/09	855.45	641.00	214.45
HESS CORPORATION	44.0000	68.1105	06/01/09	06/17/09	2,338.63	2,996.86	-658.23
HEWLETT-PACKARD COMPANY	96.0000	44.5376	09/04/08	02/24/09	2,779.13	4,275.61	-1,496.48
	59.0000	44.5376	09/04/08	05/08/09	2,025.43	2,627.72	-602.29
HONEYWELL INTERNATIONAL INC	113.0000	39.3081	09/14/09	12/14/09	4,681.56	4,441.82	239.74

INFORMATION PROVIDED AS COURTESY ONLY - NOT FURNISHED TO THE IRS


# Realized Gain/Loss

As of Date: 2/05/10

Account Number: 7037-0143  
 Command Account Number: 9085947000  
 THORNTON HENRY TTEE  
 ROBERT & DEBORAH  
 JACOBSON CHARITABLE  
 TRUST UAD 03/19/87 SA


Short Term DESCRIPTION	Quantity	ADJ PRICE/ ORIG PRICE	DATE ACQUIRED	CLOSE DATE	PROCEEDS	ADJ COST/ ORIG COST	GAIN/LOSS
INTEL CORP	96.0000	13.9600	12/08/08	01/23/09	1,289.11	1,340.16	-71.05
	120.0000	13.9600	12/08/08	08/07/09	2,237.11	1,675.20	561.91
JOHNSON & JOHNSON	61.0000	70.6700	09/04/08	01/07/09	3,621.98	4,310.87	-688.89
	8.0000	70.6700	09/04/08	05/27/09	437.95	565.36	-127.41
	49.0000	70.3687	09/18/08	05/27/09	2,682.49	3,448.07	-765.58
JUNIPER NETWORK INC	183.0000	14.4293	11/19/08	04/06/09	2,939.52	2,640.56	298.96
	114.0000	17.2485	12/08/08	04/06/09	1,831.19	1,966.33	-135.14
KOHL'S CORP	34.0000	30.4282	10/22/08	03/13/09	1,297.75	1,034.55	263.20
	4.0000	33.5884	11/05/08	03/13/09	152.68	134.36	18.32
	41.0000	33.5884	11/05/08	03/30/09	1,683.67	1,377.12	306.55
	11.0000	33.5884	11/05/08	05/01/09	468.04	369.47	98.57
	62.0000	25.8028	11/21/08	05/01/09	2,638.10	1,599.77	1,038.33
KROGER COMPANY COMMON	86.0000	26.4646	10/22/08	06/03/09	1,953.89	2,275.96	-322.07
	62.0000	26.4646	10/22/08	06/12/09	1,341.10	1,640.80	-299.70
	69.0000	27.2984	11/06/08	06/12/09	1,492.52	1,883.59	-391.07
LOCKHEED MARTIN CORP	20.0000	113.8000	09/04/08	02/06/09	1,580.92	2,276.00	-695.08
	23.0000	113.8000	09/04/08	07/20/09	1,852.85	2,617.40	-764.55
	8.0000	113.8000	09/04/08	08/21/09	600.17	910.40	-310.23
	23.0000	113.0880	09/18/08	08/21/09	1,725.50	2,601.03	-875.53
	7.0000	113.0880	09/18/08	09/10/09	514.12	791.61	-277.49
	21.0000	81.2204	01/23/09	09/10/09	1,542.39	1,705.63	-163.24
	11.0000	81.3173	05/14/09	09/10/09	807.92	894.49	-86.57
LOWES COMPANIES INC	55.0000	22.4200	12/04/08	08/05/09	1,240.50	1,233.10	7.40

INFORMATION PROVIDED AS COURTESY ONLY - NOT FURNISHED TO THE IRS



Realized Gain/Loss

As of Date: 2/05/10



Account Number: 7037-0143  
 Command Account Number: 9085947000  
 THORNTON HENRY TTEE  
 ROBERT & DEBORAH  
 JACOBSON CHARITABLE  
 TRUST UAD 03/19/87 SA

Short Term	Continued	DESCRIPTION	QUANTITY	ADJ PRICE/ ORIG PRICE	ACQUIRED DATE	CLOSE DATE	PROCEEDS	ADJ COST/ ORIG COST	GAIN/LOSS
		MARSH AND MC LENNAN COMPANIES INC	87.0000	32.1580	09/04/08	02/04/09	1,663.44	2,797.75	-1,134.31
			40.0000	32.1580	09/04/08	02/05/09	782.85	1,286.32	-503.47
			41.0000	32.1580	09/04/08	04/23/09	816.03	1,318.47	-502.44
			51.0000	32.3828	09/10/08	04/23/09	1,015.08	1,651.52	-636.44
		MCDONALDS CORP	22.0000	60.2676	09/04/08	02/04/09	1,270.97	1,325.89	-54.92
			28.0000	60.2676	09/04/08	03/13/09	1,465.50	1,687.49	-221.99
			32.0000	60.2676	09/04/08	03/24/09	1,748.43	1,928.56	-180.13
		MEDTRONIC INC	64.0000	53.8900	09/04/08	01/07/09	1,993.37	3,448.96	-1,455.59
			22.0000	54.2300	09/10/08	01/07/09	685.23	1,193.06	-507.83
		METLIFE INC	117.0000	30.4376	12/08/08	01/13/09	3,435.59	3,561.20	-125.61
		NORTHERN TRUST CORP	11.0000	78.1800	09/04/08	04/23/09	600.37	859.98	-259.61
			20.0000	71.8940	09/30/08	09/18/09	1,166.69	1,437.88	-271.19
		OCCIDENTAL PETE CORP	19.0000	74.1500	09/04/08	07/24/09	1,365.54	1,408.85	-43.31
		ORACLE CORPORATION	100.0000	20.1440	09/04/08	08/07/09	2,148.03	2,014.40	133.63
		PENNEY J C CO INC	42.0000	31.6160	09/11/09	12/04/09	1,168.11	1,327.88	-159.77
			97.0000	31.6160	09/11/09	12/16/09	2,677.56	3,066.74	-389.18
			34.0000	33.8828	09/18/09	12/16/09	938.53	1,152.02	-213.49
		PEPSICO INCORPORATED	44.0000	68.4476	09/04/08	04/30/09	2,226.86	3,011.70	-784.84
		PHILIP MORRIS INTERNATIONAL INC	44.0000	53.5680	09/04/08	04/13/09	1,633.91	2,357.00	-723.09
			35.0000	53.5680	09/04/08	05/19/09	1,482.17	1,874.87	-392.70
			49.0000	54.1200	09/05/08	07/20/09	2,130.51	2,651.88	-521.37

INFORMATION PROVIDED AS COURTESY ONLY - NOT FURNISHED TO THE IRS

As of Date: 2/05/10

Realized Gain/Loss

Account Number: 7037-0143  
 Command Account Number: 9085947000  
 THORNTON HENRY TTEE  
 ROBERT & DEBORAH  
 JACOBSON CHARITABLE  
 TRUST UAD 03/19/87 SA


Short Term	Continued	DESCRIPTION	QUANTITY	ADJ PRICE/ ORIG PRICE	ACQUIRED DATE	CLOSE DATE	PROCEEDS	ADJ COST/ ORIG COST	GAIN/LOSS
		PNC FINANCIAL SERVICES GROUP	69.0000	55.1085	12/08/08	01/20/09	1,760.46	3,802.49	-2,042.03
		POTASH CORP OF SASKATCHEWAN INC	26.0000	73.5700	12/16/08	05/04/09	2,500.01	1,912.82	587.19
		PROCTER & GAMBLE CO	22.0000	79.3040	02/04/09	05/04/09	2,115.40	1,744.69	370.71
		QUALCOMM INC	67.0000	70.6276	09/04/08	03/24/09	3,199.68	4,732.04	-1,532.36
			41.0000	48.7600	09/04/08	05/08/09	1,735.84	1,999.16	-263.32
			35.0000	42.3600	09/30/08	05/13/09	1,400.05	1,482.60	-82.55
			9.0000	33.7271	12/15/08	05/13/09	360.02	303.55	56.47
			47.0000	33.7271	12/15/08	10/08/09	1,959.00	1,585.17	373.83
			44.0000	35.0175	01/15/09	10/08/09	1,833.95	1,540.77	293.18
			44.0000	34.6716	03/05/09	10/08/09	1,833.96	1,525.55	308.41
			37.0000	40.9322	04/16/09	10/08/09	1,542.20	1,514.49	27.71
		RAYTHEON COMPANY	40.0000	58.6900	09/04/08	02/06/09	1,916.06	2,347.60	-431.54
			46.0000	58.6900	09/04/08	03/13/09	1,575.02	2,699.74	-1,124.72
			28.0000	59.4700	09/11/08	03/13/09	958.71	1,665.16	-706.45
		SCHLUMBERGER LTD	89.0000	87.4080	09/04/08	07/06/09	4,542.01	7,779.31	-3,237.30
			28.0000	45.7700	11/24/08	07/06/09	1,428.96	1,281.56	147.40
		STAPLES INC	83.0000	24.6171	09/04/08	02/27/09	1,326.20	2,043.22	-717.02
			43.0000	24.6171	09/04/08	04/29/09	910.19	1,058.54	-148.35
			47.0000	24.6171	09/04/08	06/17/09	954.66	1,157.01	-202.35
			104.0000	24.6171	09/04/08	07/30/09	2,180.25	2,560.17	-379.92
		SYMANTEC CORP	223.0000	17.5448	05/06/09	09/05/09	3,401.64	3,912.49	-510.85
		TARGET CORP	52.0000	29.8360	03/13/09	05/13/09	2,100.43	1,551.48	548.95

INFORMATION PROVIDED AS COURTESY ONLY - NOT FURNISHED TO THE IRS



# Realized Gain/Loss

As of Date: 2/05/10



Account Number: 7037-0143  
 Command Account Number: 9085947000  
 THORNTON HENRY TTEE  
 ROBERT & DEBORAH  
 JACOBSON CHARITABLE  
 TRUST UAD 03/19/87 SA

Short Term DESCRIPTION	Quantity	ADJ PRICE/ ORIG PRICE	DATE ACQUIRED	CLOSE DATE	PROCEEDS	ADJ COST/ ORIG COST	GAIN/LOSS
<i>Continued</i>							
TIME WARNER INC NEW	60.0000	29.8360	03/13/09	05/29/09	2,345.76	1,790.15	555.61
TRANSOCEAN LTD ORDINARY SHARES	61.0000	32.5057	03/25/09	05/29/09	2,384.86	1,982.85	402.01
UNITED STATES STEEL CORP NEW	39.0000	22.6703	05/01/09	09/18/09	1,143.96	884.15	259.81
UNITED STATES STEEL CORP NEW	27.0000	71.6484	05/21/09	10/13/09	2,391.95	1,934.51	457.44
UNITED STATES STEEL CORP NEW	18.0000	56.8452	11/26/08	07/21/09	935.81	1,023.22	-87.41
UNITED STATES STEEL CORP NEW	44.0000	31.1316	05/04/09	09/04/09	1,856.63	1,369.80	486.83
UNITED STATES STEEL CORP NEW	16.0000	31.1316	05/04/09	09/11/09	742.97	498.10	244.87
UNITED STATES STEEL CORP NEW	43.0000	39.4829	06/10/09	09/11/09	1,996.75	1,697.76	298.99
UNITED STATES STEEL CORP NEW	45.0000	38.5628	07/20/09	09/11/09	2,089.63	1,735.33	354.30
UNITED STATES STEEL CORP NEW	38.0000	51.5246	10/13/08	02/27/09	1,554.65	1,957.94	-403.29
VERIZON COMMUNICATIONS COM	26.0000	31.2764	10/29/08	06/01/09	762.72	813.18	-50.46
VERIZON COMMUNICATIONS COM	84.0000	29.1784	11/12/08	06/01/09	2,464.19	2,450.99	13.20
WAL-MART STORES INC	29.0000	60.1180	09/04/08	04/09/09	1,458.55	1,743.43	-284.88
WAL-MART STORES INC	42.0000	60.1180	09/04/08	07/20/09	2,031.58	2,524.96	-493.38
WALGREEN COMPANY	82.0000	29.7560	04/20/09	12/18/09	3,002.40	2,439.99	562.41
WALGREEN COMPANY	97.0000	30.9902	04/29/09	12/18/09	3,551.62	3,006.05	545.57
WELLS FARGO COMPANY	190.0000	29.6300	12/05/08	01/15/09	4,038.10	5,629.70	-1,591.60
WELLS FARGO COMPANY	74.0000	29.9328	10/12/09	12/14/09	1,886.55	2,215.03	-328.48
WELLS FARGO COMPANY	119.0000	28.9082	11/11/09	12/14/09	3,033.78	3,440.08	-406.30
WYETH	79.0000	33.1200	11/17/08	04/14/09	3,322.72	2,616.48	706.24
XTO ENERGY INC	66.0000	47.7200	09/04/08	06/26/09	2,519.12	3,149.52	-630.40

INFORMATION PROVIDED AS COURTESY ONLY - NOT FURNISHED TO THE IRS

As of Date: 2/05/10

**Realized Gain/Loss**

Account Number: 7037-0143  
 Command Account Number: 9085947000  
 THORNTON HENRY TTEE  
 ROBERT & DEBORAH  
 JACOBSON CHARITABLE  
 TRUST UAD 03/19/87 SA

Short Term	Continued	QUANTITY	ADJ PRICE/ ORIG PRICE	DATE ACQUIRED	CLOSE DATE	PROCEEDS	ADJ COST/ ORIG COST	GAIN/LOSS
		17.0000	50.9310	09/18/08	06/26/09	648.87	865.83	-216.96
		3.0000	42.2940	05/19/09	06/26/09	114.51	126.88	-12.37
		80.0000	34.3802	06/15/09	09/11/09	2,675.79	2,750.42	-74.63
		31.0000	34.8092	07/06/09	09/11/09	1,036.87	1,079.09	-42.22
		64.0000	61.2200	10/23/08	02/06/09	3,348.99	3,918.08	-569.09
						<b>\$367,826.28</b>	<b>\$404,864.64</b>	<b>-\$37,038.36</b>

Long Term	DESCRIPTION	QUANTITY	ADJ PRICE/ ORIG PRICE	DATE ACQUIRED	CLOSE DATE	PROCEEDS	ADJ COST/ ORIG COST	GAIN/LOSS
	AMERICAN TOWER CORP CL A	67.0000	38.6570	09/04/08	09/25/09	2,441.92	2,590.01	-148.09
		66.0000	38.7228	09/05/08	09/25/09	2,405.48	2,555.70	-150.22
		35.0000	38.3799	09/10/08	09/25/09	1,275.64	1,343.30	-67.66
	GILEAD SCIENCES INC	22.0000	50.1780	09/04/08	12/16/09	960.28	1,103.91	-143.63
		12.0000	50.1780	09/04/08	12/31/09	520.23	602.13	-81.90
		28.0000	45.5365	09/30/08	12/31/09	1,213.87	1,275.02	-61.15
		35.0000	44.7380	11/12/08	12/31/09	1,517.34	1,565.83	-48.49
	INTERNATIONAL BUSINESS MACHINE CORP	9.0000	115.3694	09/04/08	11/25/09	1,145.33	1,038.33	107.00
		20.0000	115.3694	09/04/08	12/16/09	2,577.99	2,307.39	270.60
	LOWES COMPANIES INC	49.0000	22.4200	12/04/08	12/31/09	1,153.63	1,098.58	55.05
	MICROSOFT CORP	37.0000	26.4500	09/04/08	11/04/09	1,045.56	978.65	66.91
	MONSANTO CO NEW	45.0000	103.8400	09/04/08	10/30/09	3,067.31	4,672.80	-1,605.49
	NORTHERN TRUST CORP	19.0000	78.1800	09/04/08	09/18/09	1,108.34	1,485.42	-377.08

INFORMATION PROVIDED AS COURTESY ONLY - NOT FURNISHED TO THE IRS



# Realized Gain/Loss

As of Date: 2/05/10



Account Number: 7037-0143  
 Command Account Number: 9085947000  
 THORNTON HENRY TTEE  
 ROBERT & DEBORAH  
 JACOBSON CHARITABLE  
 TRUST UAD 03/19/87 SA

Long Term DESCRIPTION	Quantity	ADJ PRICE/ ORIG PRICE	DATE ACQUIRED	CLOSE DATE	PROCEEDS	ADJ COST/ ORIG COST	GAIN/LOSS
<i>Continued</i>							
TRANSOCEAN LTD ORDINARY SHARES	19.0000	83.2940	09/10/08	09/16/09	1,108.35	1,582.59	-474.24
WAL-MART STORES INC	32.0000	121.4800	09/04/08	10/13/09	2,834.90	3,887.36	-1,052.46
	86.0000	60.1180	09/04/08	09/11/09	4,362.18	5,170.14	-807.96
<b>Total - Long Term</b>					<b>\$28,738.35</b>	<b>\$33,257.16</b>	<b>-\$4,518.81</b>

INFORMATION PROVIDED AS COURTESY ONLY - NOT FURNISHED TO THE IRS

Amended Date: 2/19/10

Realized Gain/Loss

Account Number: 7037-1285  
 Command Account Number: 9085947022  
 THORNTON HENRY TTEE  
 THE ROBERT & DEBORAH  
 JACOBSON CHARITABLE TR  
 UAD 03/19/87 MASTERS/GOLDMAN

Realized Gain/Loss Detail for Year


Short Term DESCRIPTION	QUANTITY	ADJ PRICE/ ORIG PRICE	DATE ACQUIRED	CLOSE DATE	PROCEEDS	ADJ COST/ ORIG COST	GAIN/LOSS
ACTIVISION BLIZZARD INC	384.0000	11.6891	05/18/09	09/15/09	4,423.79	4,488.62	-64.83
	162.0000	11.6891	05/18/09	10/27/09	1,911.85	1,893.63	18.22
	259.0000	12.5634	06/08/09	10/27/09	3,056.62	3,253.92	-197.30
AIR PRODUCTS & CHEMICALS INC	56.0000	85.3223	09/15/08	02/09/09	3,114.06	4,778.06	-1,664.00
	47.0000	85.3223	09/15/08	02/24/09	2,279.03	4,010.14	-1,731.11
	7.0000	73.1098	09/24/08	02/24/09	399.43	511.77	-172.34
	60.0000	73.1098	09/24/08	03/09/09	2,781.72	4,386.59	-1,604.87
	40.0000	73.1098	09/24/08	05/07/09	2,557.57	2,924.39	-366.82
	25.0000	73.1098	09/24/08	05/14/09	1,529.64	1,827.74	-298.10
	50.0000	54.8708	01/27/09	05/14/09	3,059.29	2,743.54	315.75
AMGEN INC	95.0000	61.3571	09/04/08	04/13/09	4,521.90	5,828.93	-1,307.03
	101.0000	61.3571	09/04/08	05/01/09	4,893.43	6,197.07	-1,303.64
	49.0000	61.3571	09/04/08	05/08/09	2,286.59	3,006.49	-719.90
	78.0000	58.4330	09/30/08	05/08/09	3,639.90	4,557.77	-917.87
AT & T INC	200.0000	31.7900	09/04/08	05/08/09	5,156.18	6,358.00	-1,201.82
	61.0000	31.7900	09/04/08	07/28/09	1,556.13	1,939.19	-383.06
BANK OF AMERICA CORP	198.0000	22.6648	03/03/09	07/28/09	5,051.05	4,487.63	563.42
BECTON DICKINSON & CO	380.0000	31.1900	09/04/08	01/22/09	2,284.20	11,852.20	-9,568.00
	34.0000	67.8554	10/23/08	04/23/09	2,177.60	2,307.09	-129.49
BOEING CO	60.0000	70.2062	11/05/08	10/27/09	4,048.00	4,212.37	-164.37
CAMPBELL SOUP COMPANY	87.0000	63.6319	09/04/08	07/14/09	3,494.48	5,535.98	-2,041.50
	204.0000	30.2491	02/10/09	04/08/09	5,320.69	6,170.82	-850.13

INFORMATION PROVIDED AS COURTESY ONLY - NOT FURNISHED TO THE IRS



Realized Gain/Loss

Amended Date: 2/19/10



Account Number: 7037-1285  
 Command Account Number: 9085947022  
 THORNTON HENRY TTEE  
 THE ROBERT & DEBORAH  
 JACOBSON CHARITABLE TR  
 UAD 03/19/87 MASTERS/GOLDMAN

Short Term	Continued	DESCRIPTION	QUANTITY	ADJ PRICE/ ORIG PRICE	DATE ACQUIRED	CLOSE DATE	PROCEEDS	ADJ COST/ ORIG COST	GAIN/LOSS
		CHEVRON CORPORATION	89.0000	77.8113	10/29/09	12/23/09	6,884.66	6,925.21	-40.55
		CHUBB CORP	99.0000	46.0749	10/27/08	06/05/09	4,070.66	4,561.42	-490.76
		CITIGROUP INC	549.0000	18.7900	09/04/08	01/22/09	1,756.78	10,315.71	-8,558.93
			174.0000	20.0805	09/22/08	01/22/09	556.80	3,494.01	-2,937.21
		COMCAST CORP NEW CL A	317.0000	12.5964	03/03/09	10/09/09	4,893.77	3,993.06	900.71
			48.0000	13.5497	03/30/09	10/09/09	741.02	650.39	90.63
			181.0000	13.5497	03/30/09	10/15/09	2,803.45	2,452.49	350.96
			220.0000	14.0623	04/08/09	10/15/09	3,407.51	3,093.71	313.80
			252.0000	14.3210	05/27/09	10/15/09	3,903.15	3,608.89	294.26
			261.0000	14.9600	08/03/09	10/15/09	4,042.56	3,904.56	138.00
		DEVON ENERGY CORP NEW	54.0000	91.6600	09/04/08	03/26/09	2,595.44	4,949.64	-2,354.20
			51.0000	91.6600	09/04/08	03/27/09	2,361.81	4,674.66	-2,312.85
			58.0000	91.6600	09/04/08	08/27/09	3,583.65	5,316.28	-1,732.63
			6.0000	61.2563	01/23/09	11/03/09	393.60	367.54	26.06
			39.0000	61.2563	01/23/09	11/13/09	2,625.34	2,388.99	236.35
			21.0000	62.1394	01/30/09	11/13/09	1,413.65	1,304.93	108.72
			26.0000	62.1394	01/30/09	11/19/09	1,801.02	1,615.62	185.40
			47.0000	64.9023	06/04/09	11/19/09	3,255.70	3,050.41	205.29
			41.0000	66.9827	06/11/09	11/19/09	2,840.08	2,746.29	93.79
		DOW CHEMICAL COMPANY	168.0000	17.2828	05/11/09	08/07/09	3,876.48	2,903.51	972.97
		EOG RESOURCES INC	56.0000	90.9500	09/04/08	05/12/09	4,138.03	5,093.20	-955.17
			49.0000	90.9500	09/04/08	06/04/09	3,571.48	4,456.55	-885.07
		EVEREST RE GROUP LTD BERMUDA	35.0000	81.4375	09/04/08	04/20/09	2,528.95	2,850.32	-321.37

INFORMATION PROVIDED AS COURTESY ONLY - NOT FURNISHED TO THE IRS

Realized Gain/Loss

Amended Date: 2/19/10

Account Number: 7037-1285  
 Command Account Number: 9085947022  
 THORNTON HENRY TTEE  
 THE ROBERT & DEBORAH  
 JACOBSON CHARITABLE TR  
 UAD 03/19/87 MASTERS/GOLDMAN


Short Term DESCRIPTION	Quantity	Adj Price/ Orig Price	Date Acquired	Close Date	Proceeds	Adj Cost/ Orig Cost	Gain/Loss
EXXON MOBIL CORP	43.0000	79.0838	09/29/08	04/30/09	2,878.31	3,400.61	-522.30
	65.0000	79.0838	09/29/08	05/08/09	4,587.18	5,140.44	-553.26
	54.0000	77.0311	10/01/08	05/08/09	3,810.89	4,159.68	-348.79
GENENTECH INC	70.0000	97.0075	09/04/08	01/09/09	5,937.80	6,790.53	-852.73
	32.0000	97.0075	09/04/08	03/09/09	2,910.16	3,104.24	-194.08
	47.0000	90.0490	09/18/08	03/09/09	4,274.31	4,232.30	42.01
GENERAL ELECTRIC COMPANY	347.0000	27.7679	09/04/08	03/04/09	2,207.53	9,635.46	-7,427.93
	163.0000	20.0261	10/09/08	03/04/09	1,036.97	3,264.25	-2,227.28
GOOGLE INC CL A	13.0000	361.9101	10/13/08	03/10/09	3,992.18	4,704.83	-712.65
	13.0000	452.0750	08/03/09	09/10/09	6,042.75	5,876.98	165.77
HALLIBURTON COMPANY	122.0000	26.2275	09/11/09	12/02/09	3,531.42	3,199.76	331.66
HESS CORPORATION	83.0000	90.7060	09/04/08	01/26/09	5,022.52	7,528.59	-2,506.07
	26.0000	90.7060	09/04/08	01/30/09	1,468.99	2,358.35	-889.36
	26.0000	57.1355	11/03/08	01/30/09	1,469.00	1,485.53	-16.53
	50.0000	57.1355	11/03/08	10/08/09	2,819.16	2,856.77	-37.61
	62.0000	47.3339	12/11/08	10/08/09	3,495.76	2,934.70	561.06
	28.0000	53.4628	12/17/08	10/08/09	1,578.74	1,496.96	81.78
	56.0000	53.4628	12/17/08	10/29/09	3,148.26	2,993.92	154.34
	66.0000	47.9477	12/23/08	10/29/09	3,710.44	3,164.55	545.89
	47.0000	64.2744	05/12/09	10/29/09	2,642.30	3,020.90	-378.60
HEWLETT-PACKARD COMPANY	115.0000	44.2784	09/04/08	01/26/09	4,080.66	5,092.02	-1,011.36
	84.0000	44.2784	09/04/08	02/09/09	3,055.66	3,719.39	-663.73
HOME DEPOT INC	238.0000	23.6476	12/23/08	12/07/09	6,701.00	5,628.13	1,072.87

INFORMATION PROVIDED AS COURTESY ONLY - NOT FURNISHED TO THE IRS



# Realized Gain/Loss

Amended Date: 2/19/10



Account Number: 7037-1285  
 Command Account Number: 9085947022  
 THORNTON HENRY TTEE  
 THE ROBERT & DEBORAH  
 JACOBSON CHARITABLE TR  
 UAD 03/19/87 MASTERS/GOLDMAN

Short Term Description	Quantity	Adj Price/Orig Price	Date Acquired	Date Close	Proceeds	Adj Cost/Orig Cost	Gain/Loss
JOHNSON & JOHNSON	65.0000	70.8600	09/04/08	07/09/09	3,672.04	4,605.90	-933.86
JOHNSON CONTROLS INC	193.0000	29.4600	09/04/08	03/04/09	2,169.98	5,685.78	-3,515.80
KOHL'S CORP	141.0000	52.9090	08/27/09	10/30/09	8,215.29	7,460.17	755.12
KRAFT FOODS INC CL A	176.0000	22.4979	04/07/09	06/02/09	4,762.99	3,959.63	803.36
LABORATORY CORP OF AMER HLDGS	60.0000	73.2620	09/04/08	06/04/09	3,689.94	4,395.73	-705.79
M & T BANK CORP	109.0000	73.2620	09/04/08	07/17/09	7,261.32	7,985.55	-724.23
MICROSOFT CORP	81.0000	72.9400	09/04/08	08/05/09	4,811.90	5,908.14	-1,096.24
	228.0000	26.8490	10/03/08	04/07/09	4,264.66	6,121.57	-1,856.91
	96.0000	18.4044	11/20/08	04/07/09	1,795.66	1,766.83	28.83
	83.0000	18.4044	11/20/08	05/18/09	1,697.34	1,527.56	169.78
	238.0000	18.5760	01/20/09	05/18/09	4,867.10	4,421.09	446.01
MONSANTO CO NEW	80.0000	71.4071	10/28/09	11/12/09	5,913.19	5,712.57	200.62
MORGAN STANLEY & CO	130.0000	14.8020	12/30/08	04/07/09	3,108.04	1,924.27	1,183.77
	181.0000	14.8020	12/30/08	09/21/09	5,715.85	2,679.16	3,036.69
	7.0000	14.8020	12/30/08	10/21/09	242.29	103.61	138.68
	164.0000	23.1636	02/13/09	10/21/09	5,676.60	3,798.83	1,877.77
NEWELL RUBBERMAID INC	547.0000	19.8884	09/04/08	02/12/09	4,239.49	10,878.95	-6,639.46
NIKE INC CLASS B	101.0000	45.5664	01/22/09	08/20/09	5,742.91	4,602.21	1,140.70
	55.0000	53.4524	04/17/09	08/20/09	3,127.33	2,939.88	187.45
NUCOR CORP	108.0000	43.7097	12/15/08	01/26/09	4,090.15	4,720.65	-630.50
ORACLE CORPORATION	330.0000	18.2206	03/25/09	09/17/09	7,061.51	6,012.80	1,048.71
PARTNERRE LTD	128.0000	68.5000	09/04/08	08/27/09	9,495.95	8,768.00	727.95
PENNEY J C CO INC	155.0000	30.9245	05/07/09	12/29/09	4,209.35	4,793.30	-583.95

INFORMATION PROVIDED AS COURTESY ONLY - NOT FURNISHED TO THE IRS

Realized Gain/Loss

Amended Date: 2/19/10

Account Number: 7037-1285  
 Command Account Number: 9085947022  
 THORNTON HENRY TTEE  
 THE ROBERT & DEBORAH  
 JACOBSON CHARITABLE TR  
 UAD 03/19/87 MASTERS/GOLDMAN


Short Term Description	Quantity	Adj Price/ Orig Price	Date Acquired	Date Close	Proceeds	Adj Cost/ Orig Cost	Gain/Loss
<i>Continued</i>							
PFIZER INCORPORATED	538.0000	15.0853	01/29/09	04/15/09	7,248.18	8,115.89	-867.71
	0.6900	17.5150	10/16/09	10/16/09	12.23	12.08	0.15
	151.0000	17.5150	10/16/09	10/27/09	2,601.16	2,644.76	-43.60
PHILIP MORRIS INTERNATIONAL INC	70.0000	53.8230	09/04/08	07/14/09	2,984.38	3,767.62	-783.24
PROCTER & GAMBLE CO	153.0000	46.9452	03/13/09	04/23/09	7,536.76	7,182.62	354.14
	152.0000	46.9452	03/13/09	08/25/09	8,130.86	7,135.67	995.19
RANGE RESOURCES CORP	68.0000	40.5865	11/18/08	05/18/09	2,776.39	2,759.89	16.50
	80.0000	40.5865	11/18/08	07/01/09	3,274.09	3,246.91	27.18
	5.0000	40.5865	11/18/08	10/05/09	239.30	202.93	36.37
	66.0000	39.2647	11/25/08	10/05/09	3,158.83	2,591.47	567.36
	82.0000	37.0087	12/03/08	10/05/09	3,924.62	3,034.71	889.91
	98.0000	35.0118	01/12/09	10/05/09	4,690.40	3,431.16	1,259.24
SMITH INTERNATIONAL INC	107.0000	56.5285	10/01/08	01/23/09	2,601.23	6,048.55	-3,447.32
	99.0000	35.0000	11/05/08	01/23/09	2,406.76	3,465.00	-1,058.24
SPRINT NEXTEL CORP	782.0000	8.0682	09/04/08	03/25/09	2,907.46	6,309.34	-3,401.88
STATE STR CORP	107.0000	66.4840	09/04/08	01/08/09	4,608.39	7,113.79	-2,505.40
	106.0000	36.6680	04/24/09	10/22/09	4,866.58	3,886.81	979.77
SUNTRUST BANKS INC	86.0000	44.4140	09/04/08	01/22/09	1,257.25	3,819.60	-2,562.35
	92.0000	54.0577	09/23/08	01/22/09	1,344.97	4,973.31	-3,628.34
SUPERVALU INC	432.0000	23.7300	09/04/08	01/20/09	7,994.50	10,251.36	-2,256.86
TD AMERITRADE HOLDING INC	259.0000	20.6480	09/04/08	04/24/09	4,195.28	5,347.84	-1,152.56
	17.0000	20.6480	09/04/08	06/03/09	303.49	351.01	-47.52

INFORMATION PROVIDED AS COURTESY ONLY - NOT FURNISHED TO THE IRS



# Realized Gain/Loss

Amended Date: 2/19/10



Account Number: 7037-1285  
 Command Account Number: 9085947022  
 THORNTON HENRY TTEE  
 THE ROBERT & DEBORAH  
 JACOBSON CHARITABLE TR  
 UAD 03/19/87 MASTERS/GOLDMAN

Short Term DESCRIPTION	Quantity	ADJ PRICE/ ORIG PRICE	DATE ACQUIRED	CLOSE DATE	PROCEEDS	ADJ COST/ ORIG COST	GAIN/LOSS
THE MOSAIC COMPANY	256.0000	11.3997	11/18/08	06/03/09	4,570.22	2,918.32	1,651.90
	83.0000	44.6366	02/09/09	05/11/09	3,739.65	3,704.84	34.81
	23.0000	44.6366	02/09/09	07/17/09	1,200.39	1,026.64	173.75
	57.0000	43.7911	04/13/09	07/17/09	2,974.88	2,496.10	478.78
	39.0000	43.7911	04/13/09	07/21/09	1,962.61	1,707.85	254.76
THERMO FISHER SCIENTIFIC INC	128.0000	37.4784	05/04/09	09/30/09	5,579.42	4,797.24	782.18
TIME WARNER CABLE	0.9424	46.9722	09/04/08	03/30/09	23.73	44.27	-20.54
	109.0000	46.9722	09/04/08	04/08/09	2,904.24	5,119.97	-2,215.73
TIME WARNER INC	425.0000	15.8584	09/04/08	03/13/09	3,466.32	6,739.83	-3,273.51
TIME WARNER INC NEW	161.0000	35.7847	09/04/08	05/27/09	3,770.25	5,761.34	-1,991.09
TRANSOCEAN LTD ORDINARY SHARES	47.0000	58.0331	02/20/09	06/29/09	3,563.02	2,727.56	835.46
	28.0000	58.0331	02/20/09	10/13/09	2,464.60	1,624.92	839.68
	40.0000	64.1341	03/26/09	10/13/09	3,520.88	2,565.37	955.51
	6.0000	64.1341	03/26/09	10/16/09	547.99	384.80	163.19
	46.0000	82.3207	09/11/09	10/16/09	4,201.29	3,786.75	414.54
UNILEVER N V ADR	659.0000	28.9573	09/04/08	03/17/09	12,151.89	19,082.87	-6,930.98
UNITED PARCEL SERVICE-B	112.0000	63.8900	09/04/08	01/20/09	5,163.89	7,155.68	-1,991.79
VIACOM INC CL B	163.0000	28.0900	09/04/08	07/14/09	3,434.39	4,578.67	-1,144.28
	99.0000	26.1716	09/11/09	12/23/09	2,924.79	2,590.99	333.80
VISA INC CLASS A	80.0000	70.0480	09/04/08	04/24/09	4,671.37	5,603.84	-932.47
	29.0000	70.0480	09/04/08	08/19/09	1,924.82	2,031.39	-106.57
	75.0000	46.9972	10/24/08	08/19/09	4,978.00	3,524.79	1,453.21

INFORMATION PROVIDED AS COURTESY ONLY - NOT FURNISHED TO THE IRS

Realized Gain/Loss

Amended Date: 2/19/10

Account Number: 7037-1285  
 Command Account Number: 9085947022  
 THORNTON HENRY TTEE  
 THE ROBERT & DEBORAH  
 JACOBSON CHARITABLE TR  
 UAD 03/19/87 MASTERS/GOLDMAN

Short Term	Continued	DESCRIPTION	QUANTITY	ADJ PRICE/ ORIG PRICE	ACQUIRED DATE	DATE CLOSE DATE	PROCEEDS	ADJ COST/ ORIG COST	GAIN/LOSS
		WAL-MART STORES INC	91.0000	60.4700	09/04/08	04/17/09	4,638.81	5,502.77	-863.96
		WASTE MGMT INC DEL	218.0000	34.3970	09/04/08	06/08/09	6,052.35	7,498.55	-1,436.20
		WEATHRFORD INTERNATIONAL LTD REG	110.0000	30.1400	10/15/08	10/13/09	3,199.90	3,315.40	-125.50
		WELLS FARGO COMPANY	274.0000	17.9550	05/15/09	09/11/09	6,044.53	4,919.67	1,124.86
		WILLIAMS COMPANIES INC	165.0000	19.8220	06/30/09	09/11/09	3,639.96	3,270.63	369.33
		WYETH	185.0000	26.3112	05/08/09	10/27/09	5,210.87	4,867.57	343.30
		ZIMMER HOLDINGS INC	226.0000	27.9580	09/04/08	01/21/09	3,108.20	6,318.52	-3,210.32
			141.0000	27.9580	09/04/08	02/24/09	1,561.08	3,942.07	-2,380.99
			184.0000	19.8638	10/21/08	02/24/09	2,037.16	3,654.94	-1,617.78
			87.0000	41.5880	09/04/08	05/08/09	3,828.72	3,618.16	210.56
			78.0000	69.2594	09/04/08	01/22/09	3,049.25	5,402.24	-2,352.99
			18.0000	69.2594	09/04/08	06/25/09	780.44	1,246.66	-466.22
			60.0000	70.2800	09/15/08	06/25/09	2,601.48	4,216.80	-1,615.32
		<b>Total - Short Term</b>					<b>\$528,316.11</b>	<b>\$627,990.73</b>	<b>-\$99,674.62</b>
Long Term		DESCRIPTION	QUANTITY	ADJ PRICE/ ORIG PRICE	ACQUIRED DATE	DATE CLOSE DATE	PROCEEDS	ADJ COST/ ORIG COST	GAIN/LOSS
		BECTON DICKINSON & CO	35.0000	67.8554	10/23/08	10/27/09	2,361.32	2,374.93	-13.61
		DEVON ENERGY CORP NEW	32.0000	91.6600	09/04/08	11/03/09	2,999.19	2,993.12	-833.93
		ENERGY CORP NEW	29.0000	66.5000	10/27/08	11/03/09	1,902.39	1,928.50	-26.11
		EOG RESOURCES INC	96.0000	98.8160	09/04/08	10/02/09	7,434.93	9,486.34	-2,051.41
			44.0000	90.9500	09/04/08	12/29/09	4,403.98	4,001.80	402.18

INFORMATION PROVIDED AS COURTESY ONLY - NOT FURNISHED TO THE IRS



Realized Gain/Loss

Amended Date: 2/19/10



Account Number: 7037-1285  
 Command Account Number: 9085947022  
 THORNTON HENRY TTEE  
 THE ROBERT & DEBORAH  
 JACOBSON CHARITABLE TR  
 UAD 03/19/87 MASTERS/GOLDMAN

Long Term Description	Quantity	Adj Price/Orig Price	Date Acquired	Close Date	Proceeds	Adj Cost/Orig Cost	Gain/Loss
FRANKLIN RESOURCES INC	18.0000	64.2105	10/22/08	12/16/09	1,892.07	1,155.79	736.28
P G & E CORPORATION	162.0000	40.5880	09/04/08	11/04/09	6,629.46	6,575.26	54.20
PHILIP MORRIS INTERNATIONAL INC	92.0000	53.8230	09/04/08	10/27/09	4,508.97	4,951.72	-442.75
TIME WARNER INC NEW	117.0000	53.8230	09/04/08	12/23/09	5,725.58	6,297.29	-571.71
TRAVELERS COS INC/ THE	277.0000	35.7847	09/04/08	09/11/09	8,100.71	9,912.35	-1,811.64
UNILEVER N V ADR	67.0000	43.0970	09/04/08	09/09/09	3,274.68	2,887.50	387.18
VIACOM INC CL B	72.0000	43.0970	09/04/08	12/18/09	3,496.45	3,102.99	393.46
WASTE MGMT INC DEL	161.0000	28.9573	09/04/08	12/17/09	5,107.52	4,662.13	445.39
WYETH	66.0000	28.0900	09/04/08	12/02/09	1,984.42	1,853.94	130.48
	109.0000	18.2609	10/16/08	12/02/09	3,277.31	1,990.44	1,286.87
	101.0000	18.2609	10/16/08	12/23/09	2,983.87	1,844.35	1,139.52
	74.0000	34.3970	09/04/08	10/13/09	2,145.92	2,545.37	-399.45
	105.0000	41.5880	09/04/08	10/06/09	5,107.87	4,366.74	741.13
	154.0000	41.5880	09/04/08	10/16/09	7,738.85	6,404.55	1,334.30
<b>Total - Long Term</b>					<b>\$80,175.49</b>	<b>\$79,275.11</b>	<b>\$900.38</b>

INFORMATION PROVIDED AS COURTESY ONLY - NOT FURNISHED TO THE IRS

As of Date: 2/05/10

Realized Gain/Loss

Account Number: 7036-9910  
 Command Account Number: 9085946725  
 THORNTON HENRY TTEE  
 ROBERT & DEBORAH  
 JACOBSON CHARITABLE  
 TRUST UAD 03/19/87

Realized Gain/Loss Detail for Year

Short Term DESCRIPTION	QUANTITY	ADJ PRICE/ ORIG PRICE	DATE ACQUIRED	CLOSE DATE	PROCEEDS	ADJ COST/ ORIG COST	GAIN/LOSS
ISHARES MSCI SWITZERLAND INDEX FD	60.0000	22.4043	09/04/08	01/21/09	959.37	1,344.26	-384.89
ISHARES MSCI ISRAEL ETF CAPPED INDEX FUND	14.0000	46.7075	09/04/08	01/21/09	428.31	653.91	-225.60
ISHARES MSCI NETHERLANDS INVESTABLE MARKET INDEX FUND	525.0000	23.4162	09/04/08	08/06/09	9,409.59	12,293.51	-2,883.92
	71.0000	13.1985	01/21/09	08/06/09	1,272.54	937.09	335.45
ISHARES MSCI TURKEY ETF INDEX FUND	252.0000	48.9199	09/04/08	08/06/09	11,418.07	12,327.81	-909.74
	93.0000	22.9171	01/21/09	08/06/09	4,213.82	2,131.29	2,082.53
SPDR TR UNIT SER 1	98.0000	124.5275	09/04/08	08/06/09	9,798.02	12,203.70	-2,405.68
<b>Total - Short Term</b>					<b>\$37,499.72</b>	<b>\$41,891.57</b>	<b>-\$4,391.85</b>

INFORMATION PROVIDED AS COURTESY ONLY - NOT FURNISHED TO THE IRS



As of Date: 1/22/10

**Realized Gain/Loss**

Account Number: 7036-9927  
 Command Account Number: 9085946747  
 THORNTON HENRY TTEE  
 ROBERT & DEBORAH  
 JACOBSON CHARITABLE  
 TRUST UAD 03/19/87 SA

**Realized Gain/Loss Detail for Year**

Short Term DESCRIPTION	QUANTITY	ADJ PRICE/ ORIG PRICE	DATE ACQUIRED	CLOSE DATE	PROCEEDS	ADJ COST/ ORIG COST	GAIN/LOSS
FEDERAL HOME LN MTG CORP NOTES CPN 1.750% DUE 06/15/12 DTD 05/21/09 FC 12/15/09	34,000.0000	100.0100	05/20/09	07/10/09	34,125.46	34,003.40	122.06
FEDERAL HOME LN MTG CORP NOTES CALLABLE CPN 1.625% DUE 08/11/11 DTD 05/11/09 FC 11/11/09 CALL 05/11/10 @ 100.000	3,000.0000	99.9800	05/08/09	07/31/09	2,997.45	2,999.40	-1.95
FEDERAL HOME LN MTG CORP NOTES CPN 1.625% DUE 04/26/11 DTD 03/27/09 FC 10/26/09	42,000.0000	100.6805	05/01/09	06/05/09	42,173.75	42,285.81	-112.06
FEDERAL HOME LN MTG CORP NOTES CPN 4.125% DUE 07/12/10 DTD 06/21/05 FC 01/12/06	75,000.0000	102.8715	09/15/08	03/13/09	77,729.33	77,153.63	575.70
FEDERAL HOME LN MTG CORP NOTES CPN 2.125% DUE 03/23/12 DTD 02/19/09 FC 09/23/09	36,000.0000	99.9079	03/13/09	05/20/09	36,470.16	35,966.84	503.32
FEDERAL HOME LOAN MTG GLOBAL NOTES CPN 5.500% DUE 09/15/11 DTD 09/25/01 FC 03/15/02	35,000.0000	107.4441	09/15/08	01/12/09	38,439.98	37,605.44	834.54

INFORMATION PROVIDED AS COURTESY ONLY - NOT FURNISHED TO THE IRS





As of Date: 1/22/10

Realized Gain/Loss

Account Number: 7036-9927  
 Command Account Number: 9085946747  
 THORNTON HENRY TTEE  
 ROBERT & DEBORAH  
 JACOBSON CHARITABLE  
 TRUST UAD 03/19/87 SA


Short Term	Continued	DESCRIPTION	QUANTITY	ADJ PRICE/ ORIG PRICE	DATE ACQUIRED	CLOSE DATE	PROCEEDS	ADJ COST/ ORIG COST	GAIN/LOSS
		FEDERAL NATL MTG ASSN NOTES							
		CPN 4.250% DUE 08/15/10 DTD 07/22/05 FC 08/15/05	2,000.0000	103.3598	09/15/08	03/13/09	2,080.31	2,067.20	13.11
			95,000.0000	103.3598	09/15/08	03/31/09	99,058.21	98,191.81	866.40
		FEDL HOME LN MTG CORP GLOBAL NOTES							
		CPN 5.625% DUE 03/15/11 DTD 03/15/01 FC 09/15/01	93,000.0000	108.0529	03/31/09	06/04/09	100,524.63	100,489.20	35.43
		US TREASURY NOTES							
		CPN 4.500% DUE 09/30/11 DTD 09/30/06 FC 03/31/07	2,000.0000	107.0628	09/15/08	03/13/09	2,164.29	2,141.26	23.03
			44,000.0000	107.0628	09/15/08	08/31/09	47,129.70	47,107.63	22.07
			14,000.0000	107.0628	09/15/08	09/10/09	15,004.60	14,988.79	15.81
			9,000.0000	106.5472	09/30/08	09/10/09	9,645.82	9,589.25	56.57
			1,000.0000	108.5940	03/20/09	09/10/09	1,071.75	1,085.94	-14.19
			15,000.0000	108.7425	03/31/09	09/10/09	16,076.38	16,311.38	-235.00
		US TREASURY NOTES							
		CPN 1.375% DUE 11/15/12 DTD 11/15/09 FC 05/15/10	15,000.0000	100.0433	11/12/09	11/16/09	15,029.25	15,006.50	22.75
			31,000.0000	100.0433	11/12/09	12/15/09	31,026.53	31,013.42	13.11
			7,000.0000	100.3206	11/23/09	12/15/09	7,006.00	7,022.45	-16.45
			16,000.0000	100.3206	11/23/09	12/18/09	16,048.70	16,051.30	-2.60
			2,000.0000	100.3206	11/23/09	12/22/09	1,997.72	2,006.41	-8.69
			15,000.0000	100.1917	12/04/09	12/22/09	14,982.96	15,028.76	-45.80

INFORMATION PROVIDED AS COURTESY ONLY - NOT FURNISHED TO THE IRS



# Realized Gain/Loss

As of Date: 1/22/10



Account Number: 7036-9927  
 Command Account Number: 9085946747  
 THORNTON HENRY TTEE  
 ROBERT & DEBORAH  
 JACOBSON CHARITABLE  
 TRUST UAD 03/19/87 SA

Short Term DESCRIPTION	QUANTITY	ADJ PRICE/ ORIG PRICE	DATE ACQUIRED	CLOSE DATE	PROCEEDS	ADJ COST/ ORIG COST	GAIN/LOSS
US TREASURY NOTES CPN 2.375% DUE 10/31/14 DTD 10/31/09 FC 04/30/10	32,000.0000	100.4065	12/17/09	12/22/09	31,963.65	32,130.11	-166.46
US TREASURY NOTES CPN 1.375% DUE 10/15/12 DTD 10/15/09 FC 04/15/10	18,000.0000	100.9964	11/17/09	11/18/09	18,141.27	18,179.36	-38.09
	31,000.0000	99.9417	10/07/09	10/09/09	30,893.34	30,981.94	-88.60
	31,000.0000	99.9417	10/07/09	10/23/09	30,830.36	30,981.94	-151.58
	32,000.0000	99.9417	10/07/09	10/23/09	31,817.39	31,981.36	-163.97
	17,000.0000	99.9417	10/07/09	10/26/09	16,884.39	16,990.09	-105.70
	15,000.0000	99.8128	10/13/09	10/26/09	14,898.00	14,971.93	-73.93
	16,000.0000	99.8128	10/13/09	10/28/09	15,965.00	15,970.05	-5.05
	32,000.0000	99.6722	10/19/09	10/28/09	31,930.00	31,895.11	34.89
	32,000.0000	99.6214	10/21/09	10/28/09	31,930.00	31,878.86	51.14
	59,000.0000	99.5706	10/27/09	10/28/09	58,870.94	58,746.68	124.26
US TREASURY NOTES CPN 2.375% DUE 09/30/14 DTD 09/30/09 FC 03/31/10	18,000.0000	100.6657	10/06/09	10/09/09	18,014.00	18,119.84	-105.84
	11,000.0000	100.6657	10/06/09	10/09/09	11,008.55	11,073.23	-64.68
	8,000.0000	100.8089	10/07/09	10/09/09	8,006.23	8,064.72	-58.49
	18,000.0000	100.8089	10/07/09	10/09/09	18,028.77	18,145.61	-116.84
	13,000.0000	100.8089	10/07/09	10/14/09	13,006.55	13,105.15	-98.60
	5,000.0000	101.0003	10/07/09	10/14/09	5,002.53	5,050.02	-47.49

INFORMATION PROVIDED AS COURTESY ONLY - NOT FURNISHED TO THE IRS


As of Date: 1/22/10

Realized Gain/Loss

Account Number: 7036-9927  
 Command Account Number: 9085946747  
 THORNTON HENRY TTEE  
 ROBERT & DEBORAH  
 JACOBSON CHARITABLE  
 TRUST UAD 03/19/87 SA


Short Term DESCRIPTION	Quantity	ADJ PRICE/ ORIG PRICE	DATE ACQUIRED	CLOSE DATE	PROCEEDS	ADJ COST/ ORIG COST	GAIN/LOSS
US TREASURY	4,000.0000	101.0003	10/07/09	10/15/09	4,000.29	4,040.01	-39.72
NOTES	19,000.0000	100.5237	10/13/09	10/15/09	19,001.42	19,099.52	-98.10
CPN 1.375% DUE 09/15/12	18,000.0000	100.4612	10/13/09	10/15/09	18,001.36	18,083.03	-81.67
DTD 09/15/09 FC 03/15/10							
US TREASURY	32,000.0000	99.7972	09/10/09	10/19/09	31,916.14	31,935.11	-18.97
NOTES	9,000.0000	99.9300	09/11/09	10/28/09	8,995.05	8,993.71	1.34
CPN 1.000% DUE 08/31/11	16,000.0000	99.9300	09/11/09	10/30/09	16,003.70	15,988.80	14.90
DTD 08/31/09 FC 02/28/10	7,000.0000	99.9300	09/11/09	11/05/09	6,997.51	6,995.10	2.41
US TREASURY	24,000.0000	99.9065	09/11/09	11/05/09	23,991.49	23,977.59	13.90
NOTES	8,000.0000	99.9065	09/11/09	12/11/09	8,041.84	7,992.52	49.32
CPN 1.750% DUE 08/15/12	9,000.0000	99.7581	09/24/09	12/11/09	9,047.09	8,978.24	68.85
DTD 08/15/09 FC 02/15/10							
US TREASURY	47,000.0000	100.1878	09/03/09	09/16/09	47,038.40	47,088.28	-49.88
NOTES	63,000.0000	100.0315	08/13/09	09/15/09	63,521.51	63,019.91	501.60
CPN 1.000% DUE 08/31/11	13,000.0000	100.0315	08/13/09	09/24/09	13,119.79	13,004.10	115.69
DTD 08/31/09 FC 02/28/10	19,000.0000	100.2265	08/13/09	09/24/09	19,175.10	19,043.05	132.05
US TREASURY	17,000.0000	100.2265	08/13/09	09/25/09	17,167.95	17,038.52	129.43
NOTES	12,000.0000	100.2265	08/13/09	10/07/09	12,153.75	12,027.18	126.57
CPN 1.750% DUE 08/15/12	45,000.0000	100.4534	08/14/09	10/07/09	45,576.56	45,204.06	372.50
DTD 08/15/09 FC 02/15/10							

INFORMATION PROVIDED AS COURTESY ONLY - NOT FURNISHED TO THE IRS



# Realized Gain/Loss

As of Date: 1/22/10



Account Number: 7036-9927  
 Command Account Number: 9085946747  
 THORNTON HENRY TTEE  
 ROBERT & DEBORAH  
 JACOBSON CHARITABLE  
 TRUST UAD 03/19/87 SA

Short Term DESCRIPTION	Quantity	ADJ PRICE/ ORIG PRICE	DATE ACQUIRED	CLOSE DATE	PROCEEDS	ADJ COST/ ORIG COST	GAIN/LOSS
<i>Continued</i>							
US TREASURY NOTES CPN 1.000% DUE 07/31/11 DTD 07/31/09 FC 01/31/10	31,000.0000	100.4573	08/25/09	10/07/09	31,397.19	31,141.78	255.41
	18,000.0000	100.8167	08/31/09	10/07/09	18,230.63	18,147.01	83.62
US TREASURY NOTES CPN 1.500% DUE 07/15/12 DTD 07/15/09 FC 01/15/10	23,000.0000	99.7112	07/31/09	08/10/09	22,892.11	22,933.60	-41.49
	47,000.0000	99.7112	07/31/09	09/03/09	47,123.01	46,864.29	258.72
US TREASURY NOTES CPN 1.125% DUE 06/30/11 DTD 06/30/09 FC 12/31/09	48,000.0000	99.4804	07/30/09	08/04/09	47,673.59	47,750.63	-77.04
	26,000.0000	99.4804	07/30/09	08/05/09	25,779.52	25,864.92	-85.40
	39,000.0000	99.5987	07/31/09	08/05/09	38,669.29	38,843.50	-174.21
	17,000.0000	99.5987	07/31/09	08/21/09	16,962.75	16,931.78	30.97
	13,000.0000	99.5987	07/31/09	08/21/09	12,971.53	12,947.84	23.69
	32,000.0000	99.5987	07/31/09	08/25/09	31,952.39	31,871.58	80.81
US TREASURY NOTES CPN 1.875% DUE 06/15/12 DTD 06/15/09 FC 12/15/09	48,000.0000	100.0315	06/30/09	07/21/09	48,221.09	48,015.17	205.92
	70,000.0000	100.0315	06/30/09	07/27/09	70,070.86	70,022.11	48.75
	37,000.0000	100.3284	07/16/09	07/27/09	37,037.46	37,121.53	-84.07
US TREASURY NOTES CPN 1.875% DUE 06/15/12 DTD 06/15/09 FC 12/15/09	32,000.0000	99.6956	06/10/09	07/01/09	32,292.39	31,902.61	389.78
	16,000.0000	99.6956	06/10/09	07/28/09	16,121.82	15,951.30	170.52

INFORMATION PROVIDED AS COURTESY ONLY - NOT FURNISHED TO THE IRS

As of Date: 1/22/10

**Realized Gain/Loss**

Account Number: 7036-9927  
 Command Account Number: 9085946747  
 THORNTON HENRY TTEE  
 ROBERT & DEBORAH  
 JACOBSON CHARITABLE  
 TRUST UAD 03/19/87 SA

Short Term DESCRIPTION	QUANTITY	ADJ PRICE/ ORIG PRICE	DATE ACQUIRED	CLOSE DATE	PROCEEDS	ADJ COST/ ORIG COST	GAIN/LOSS
	17,000.0000	100.1175	06/15/09	07/28/09	17,129.44	17,019.99	109.45
	15,000.0000	100.1175	06/15/09	07/28/09	15,106.64	15,017.62	89.02
	17,000.0000	100.2815	06/16/09	07/28/09	17,120.86	17,047.88	72.98
	15,000.0000	100.2815	06/16/09	07/29/09	15,080.80	15,042.23	38.57
	15,000.0000	100.7503	06/30/09	07/29/09	15,080.81	15,112.55	-31.74
	2,000.0000	101.2972	07/08/09	07/29/09	2,010.78	2,025.95	-15.17
	32,000.0000	101.2972	07/08/09	07/30/09	32,169.89	32,415.10	-245.21
	11,000.0000	101.2972	07/08/09	08/03/09	11,058.39	11,142.69	-84.30
	9,000.0000	101.4144	07/08/09	08/03/09	9,047.79	9,127.30	-79.51
US TREASURY NOTES CPN 0.875% DUE 05/31/11 DTD 05/31/09 FC 11/30/09	46,000.0000	99.9144	05/27/09	06/05/09	45,773.44	45,960.62	-187.18
	50,000.0000	99.8593	06/04/09	06/05/09	49,753.74	49,929.70	-175.96
	36,000.0000	99.8593	06/04/09	06/05/09	35,783.32	35,949.37	-166.05
	23,000.0000	0.9920	06/09/09	06/30/09	22,920.93	22,816.01	104.92
	95,000.0000	0.9943	06/17/09	06/30/09	94,673.45	94,466.16	207.29
		99.4300				94,458.52	
US TREASURY NOTES CPN 0.875% DUE 03/31/11 DTD 03/31/09 FC 09/30/09	23,000.0000	99.8125	03/25/09	04/03/09	22,992.74	22,956.88	35.86
	24,000.0000	99.8125	03/25/09	04/28/09	24,012.11	23,955.00	57.11
	42,000.0000	99.8125	03/25/09	04/29/09	41,983.59	41,921.25	62.34

INFORMATION PROVIDED AS COURTESY ONLY - NOT FURNISHED TO THE IRS



# Realized Gain/Loss

As of Date: 1/22/10



Account Number: 7036-9927  
 Command Account Number: 9085946747  
 THORNTON HENRY TTEE  
 ROBERT & DEBORAH  
 JACOBSON CHARITABLE  
 TRUST UAD 03/19/87 SA

Short Term	Continued												
DESCRIPTION	QUANTITY	ADJ PRICE/ ORIG PRICE	DATE ACQUIRED	CLOSE DATE	PROCEEDS	ADJ COST/ ORIG COST	GAIN/LOSS						
US TREASURY NOTES CPN 1.375% DUE 03/15/12 DTD 03/15/09 FC 09/15/09	21,000.0000	100.5276	10/28/09	11/06/09	21,162.35	21,110.82	51.53						
	16,000.0000	100.5276	10/28/09	12/17/09	16,169.31	16,084.42	84.89						
	5,000.0000	101.0706	11/19/09	12/17/09	5,052.92	5,053.54	-0.62						
US TREASURY BILL DUE 10/22/09 DTD 10/23/08 FC 10/23/08	32,000.0000	99.9904	09/11/09	10/07/09	31,999.56	31,996.95	2.61						
	51,000.0000	99.9904	09/11/09	10/22/09	50,995.12	50,995.12	0.00						
	58,000.0000	99.9930	09/15/09	10/22/09	55,996.11	55,996.11	0.00						
US TREASURY NOTES CPN 4.125% DUE 08/15/10 DTD 08/15/05 FC 02/15/06	14,000.0000	102.9690	11/04/09	12/04/09	14,371.28	14,415.68	-44.40						
US TREASURY NOTES CPN 5.125% DUE 06/30/11 DTD 06/30/06 FC 12/31/06	12,000.0000	108.9534	10/31/08	06/05/09	12,947.77	13,074.42	-126.65						
US TREASURY NOTES CPN 4.625% DUE 10/31/11 DTD 10/31/06 FC 04/30/07	23,000.0000	107.4456	10/14/08	06/08/09	24,636.88	24,712.50	-75.62						
US TREASURY NOTES CPN 1.750% DUE 11/15/11 DTD 11/15/08 FC 05/15/09	31,000.0000	101.8675	12/01/08	01/07/09	31,586.09	31,578.93	7.16						

INFORMATION PROVIDED AS COURTESY ONLY - NOT FURNISHED TO THE IRS

As of Date: 1/22/10

**Realized Gain/Loss**

Account Number: 7036-9927  
 Command Account Number: 9085946747  
 THORNTON HENRY TTEE  
 ROBERT & DEBORAH  
 JACOBSON CHARITABLE  
 TRUST UAD 03/19/87 SA

Short Term DESCRIPTION	Quantity	ADJ PRICE/ ORIG PRICE	DATE ACQUIRED	CLOSE DATE	PROCEEDS	ADJ COST/ ORIG COST	GAIN/LOSS
US TREASURY NOTES CPN 1.250% DUE 11/30/10 DTD 11/30/08 FC 05/31/09	18,000.0000	102.0706	12/11/08	01/07/09	18,340.32	18,372.72	-32.40
US TREASURY NOTES CPN 0.875% DUE 12/31/10 DTD 12/31/08 FC 06/30/09	28,000.0000	99.9443	11/24/08	01/28/09	28,240.63	27,984.42	256.21
US TREASURY NOTES CPN 1.125% DUE 01/15/12 DTD 01/15/09 FC 07/15/09	28,000.0000	99.8768	01/07/09	01/16/09	28,021.78	27,965.52	56.26
	16,000.0000	99.8768	01/07/09	02/10/09	15,869.95	15,980.29	-110.34
	5,000.0000	99.8768	01/07/09	07/16/09	4,979.67	4,993.84	-14.17
	15,000.0000	99.8440	01/08/09	07/16/09	14,939.01	14,976.61	-37.60
	18,000.0000	0.0000	01/16/09	07/16/09	17,926.82	17,971.94	-45.12
	46,000.0000	100.1026	10/28/09	12/31/09	45,901.02	46,047.20	-146.18
US TREASURY NOTES CPN 1.375% DUE 02/15/12 DTD 02/15/09 FC 08/15/09	16,000.0000	100.0061	02/10/09	06/05/09	15,950.57	16,000.98	-50.41
	21,000.0000	100.4026	05/29/09	06/05/09	20,935.13	21,084.56	-149.43


INFORMATION PROVIDED AS COURTESY ONLY - NOT FURNISHED TO THE IRS

001 / A636 / X281



# Realized Gain/Loss

As of Date: 1/22/10



Account Number: 7036-9927  
 Command Account Number: 9085946747  
 THORNTON HENRY TTEE  
 ROBERT & DEBORAH  
 JACOBSON CHARITABLE  
 TRUST UAD 03/19/87 SA

Short Term DESCRIPTION	Quantity	ADJ PRICE/ ORIG PRICE	DATE ACQUIRED	CLOSE DATE	PROCEEDS	ADJ COST/ ORIG COST	GAIN/LOSS
<i>Continued</i>							
US TREASURY NOTES CPN 0.875% DUE 02/28/11 DTD 02/28/09 FC 08/31/09	41,000.0000	100.5667	10/28/09	11/19/09	41,464.32	41,232.37	231.95
	44,000.0000	100.5667	10/28/09	12/24/09	44,252.51	44,249.37	3.14
	15,000.0000	100.5667	10/28/09	12/28/09	15,061.47	15,085.00	-23.53
	46,000.0000	101.3440	11/30/09	12/28/09	46,188.52	46,618.28	-429.76
US TREASURY NOTES CPN 1.000% DUE 09/30/11 DTD 09/30/09 FC 03/31/10	28,000.0000	99.8167	03/13/09	04/22/09	27,956.16	27,948.69	7.47
	47,000.0000	100.1019	09/24/09	10/01/09	47,098.98	47,047.89	51.09
	24,000.0000	100.0862	10/09/09	10/20/09	24,038.36	24,020.71	17.65
	24,000.0000	100.0862	10/09/09	10/28/09	24,052.41	24,020.70	31.71
	24,000.0000	100.0745	10/21/09	10/28/09	24,052.42	24,017.89	34.53
	46,000.0000	100.1058	10/27/09	10/28/09	46,100.48	46,048.67	51.81
US TREASURY NOTES CPN 0.875% DUE 04/30/11 DTD 04/30/09 FC 10/31/09	43,000.0000	99.8909	04/29/09	05/08/09	42,919.23	42,953.11	-33.88
	3,000.0000	99.8675	05/06/09	05/08/09	2,994.37	2,996.03	-1.66
	43,000.0000	99.8675	05/06/09	05/27/09	43,000.00	42,943.03	56.97
US TREASURY NOTE CPN 3.250% DUE 12/31/09 DTD 12/31/07 FC 06/30/08	36,000.0000	102.0742	10/29/08	03/13/09	36,742.38	36,746.72	-4.34
	13,000.0000	102.0742	10/29/08	07/08/09	13,181.75	13,269.64	-87.89

INFORMATION PROVIDED AS COURTESY ONLY - NOT FURNISHED TO THE IRS

Realized Gain/Loss

As of Date: 1/22/10

Account Number: 7036-9927  
 Command Account Number: 9085946747  
 THORNTON HENRY TTEE  
 ROBERT & DEBORAH  
 JACOBSON CHARITABLE  
 TRUST UAD 03/19/87 SA


Short Term	Continued	DESCRIPTION	QUANTITY	ADJ PRICE/ ORIG PRICE	DATE ACQUIRED	CLOSE DATE	PROCEEDS	ADJ COST/ ORIG COST	GAIN/LOSS
US TREASURY NOTES									
CPN 4 000% DUE 04/15/10			3,000.0000	103.4143	09/30/08	03/13/09	3,105.58	3,102.44	3.14
DTD 04/15/05 FC 10/15/05			10,000.0000	103.4143	09/30/08	07/08/09	10,275.36	10,341.44	-66.08
			9,000.0000	103.4143	09/30/08	07/08/09	9,248.17	9,307.30	-59.13
			48,000.0000	103.4143	09/30/08	07/16/09	49,299.21	49,638.90	-339.69
			36,000.0000	103.7308	10/29/08	07/16/09	36,974.42	37,343.09	-368.67
			2,000.0000	103.5667	03/20/09	11/30/09	2,028.66	2,071.33	-42.67
			34,000.0000	101.7659	10/28/09	11/30/09	34,487.32	34,600.43	-113.11
US TREASURY NOTES									
CPN 1.500% DUE 10/31/10			100,000.0000	100.7425	06/11/09	12/18/09	101,000.00	100,742.52	257.48
DTD 10/31/08 FC 04/30/09									
US TREASURY NOTES									
CPN 0 875% DUE 01/31/11			25,000.0000	99.9412	01/27/09	02/09/09	24,933.50	24,985.30	-51.80
DTD 01/31/09 FC 07/31/09			26,000.0000	99.9925	01/28/09	02/09/09	25,930.86	25,998.06	-67.20
			24,000.0000	99.8792	03/13/09	03/18/09	23,957.73	23,971.02	-13.29
			48,000.0000	99.8792	03/13/09	03/18/09	48,089.84	47,942.04	147.80
			87,000.0000	99.8792	03/13/09	03/25/09	86,959.21	86,894.93	64.28
			1,000.0000	100.0823	03/20/09	03/25/09	999.54	1,000.82	-1.28
<b>Total - Short Term</b>							<b>\$4,172,335.62</b>	<b>\$4,166,770.94</b>	<b>\$5,564.68</b>
								<b>\$4,166,758.69</b>	

INFORMATION PROVIDED AS COURTESY ONLY - NOT FURNISHED TO THE IRS



# Realized Gain/Loss

As of Date: 1/22/10



Account Number: 7036-9927  
 Command Account Number: 9085946747  
 THORNTON HENRY TTEE  
 ROBERT & DEBORAH  
 JACOBSON CHARITABLE  
 TRUST UAD 03/19/87 SA

Long Term DESCRIPTION	QUANTITY	ADJ PRICE/ ORIG PRICE	DATE ACQUIRED	CLOSE DATE	PROCEEDS	ADJ COST/ ORIG COST	GAIN/LOSS
FEDERAL NATL MTG ASSN BONDS CPN 6.000% DUE 05/15/11 DTD 05/25/01 FC 11/15/01	62,000.0000	108.1248	09/15/08	10/28/09	66,977.36	67,037.38	-60.02
US TREASURY NOTES CPN 4.000% DUE 04/15/10 DTD 04/15/05 FC 10/15/05	27,000.0000 9,000.0000 10,000.0000	103.7308 103.7308 103.7308	10/29/08 10/29/08 10/29/08	11/12/09 11/23/09 11/30/09	27,435.50 9,135.67 10,143.32	28,007.32 9,335.78 10,373.07	-571.82 -200.11 -229.75
<b>Total - Long Term</b>					<b>\$113,691.85</b>	<b>\$114,753.55</b>	<b>-\$1,061.70</b>

INFORMATION PROVIDED AS COURTESY ONLY - NOT FURNISHED TO THE IRS



As of Date: 2/05/10

Realized Gain/Loss

Account Number: 7037-0123  
 Command Account Number: 9085946967  
 THORNTON HENRY TTEE  
 ROBERT & DEBORAH  
 JACOBSON CHARITABLE TR  
 UAD 03/19/87 MASTERS/LAZARD

Realized Gain/Loss Detail for Year


Short Term DESCRIPTION	QUANTITY	ADJ PRICE/ ORIG PRICE	DATE ACQUIRED	CLOSE DATE	PROCEEDS	ADJ COST/ ORIG COST	GAIN/LOSS
ADR SHINHAN FINL GRP RTS CO LTD	68.0000	0.0000	03/17/09	03/26/09	55.79	0.00	55.79
ADVANCED SEMICONDUCTOR ENGR INC SPONSORED ADR	113.0000	3.2784	09/04/08	08/21/09	425.13	370.46	54.67
AKBANK TURK ANONIM SIRKETI ADR	93.0000	10.0000	09/04/08	07/17/09	871.15	930.00	-58.85
AQUARIUS PLATINUM LTD ADR	237.0000	15.5000	09/04/08	03/24/09	1,143.99	3,673.50	-2,529.51
	31.0000	4.4682	12/12/08	03/24/09	149.64	138.51	11.13
ARCELORMITTAL SOUTH AFRICA SPON ADR	127.0000	20.6000	09/04/08	03/24/09	989.84	2,616.20	-1,626.36
BANCO MACRO SA ADR	32.0000	19.5200	09/04/08	04/03/09	312.12	624.64	-312.52
CHINA MEDICAL TECH ADR	104.0000	20.0856	07/01/09	08/04/09	1,653.46	2,088.90	-435.44
COMPANHIA VALE DO RIO DOCE SPONSORED ADR	114.0000	23.7200	09/04/08	03/06/09	1,486.74	2,704.08	-1,217.34
	17.0000	23.7200	09/04/08	03/19/09	243.27	403.24	-159.97
COSCO CORP SINGAPORE LTD ADR	242.0000	7.1000	09/04/08	05/14/09	1,008.45	1,718.20	-709.75
	5.0000	6.5900	09/05/08	05/14/09	20.83	32.95	-12.12
DESARROLLADORA HOMEX SA DE CV	193.0000	2.7716	12/04/08	05/14/09	804.28	534.92	269.36
	54.0000	49.9700	09/04/08	08/05/09	1,930.90	2,698.38	-767.48
EMBRAER EMPRESA BRASILEIRA DE AERONAUTICA SA SPONS ADR RESTG PFD	65.0000	32.6800	09/04/08	01/16/09	1,145.30	2,124.20	-978.90

INFORMATION PROVIDED AS COURTESY ONLY - NOT FURNISHED TO THE IRS



# Realized Gain/Loss

As of Date: 2/05/10



Account Number: 7037-0123  
 Command Account Number: 9085946967  
 THORNTON HENRY TTEE  
 ROBERT & DEBORAH  
 JACOBSON CHARITABLE TR  
 UAD 03/19/87 MASTERS/LAZARD

Short Term DESCRIPTION	Quantity	ADJ PRICE/ ORIG PRICE	DATE ACQUIRED	CLOSE DATE	PROCEEDS	ADJ COST/ ORIG COST	GAIN/LOSS
FOMENTO ECONOMICO MEXICANO S.A.B DE CV (NEW)	77.0000	32.6800	09/04/08	07/07/09	1,220.93	2,516.36	-1,295.43
	10.0000	32.6300	09/05/08	07/07/09	158.56	326.30	-167.74
	14.0000	13.7100	03/24/09	07/07/09	221.99	191.94	30.05
IOCHPE MAXION SA SPON ADR REPSTG PFD SHS (BRAZIL)	17.0000	44.7894	09/04/08	03/18/09	438.66	761.42	-322.76
	750.0000	5.2000	09/04/08	04/13/09	1,086.77	3,952.00	-2,865.23
	55.0000	4.8500	09/05/08	04/13/09	78.65	266.75	-188.10
ISRAEL CHEMICALS-UNSPON ADR	144.0000	7.4429	03/09/09	08/20/09	1,651.73	1,071.79	579.94
KB FINANCIAL GROUP INC ADR	58.0000	49.1900	09/04/08	04/09/09	1,694.51	2,853.02	-1,158.51
	95.0000	49.1900	09/04/08	05/04/09	3,698.13	4,673.05	-974.92
KIMBERLY CLARK DE MEXICO S.A B DE CV ADR	49.0000	21.8500	09/04/08	01/30/09	776.18	1,070.65	-294.47
	54.0000	21.8500	09/04/08	03/18/09	908.57	1,179.90	-271.33
KUMBA IRON ORE LTD ADR	27.0000	26.0000	09/04/08	06/11/09	636.11	702.00	-65.89
	14.0000	26.0000	09/04/08	07/10/09	282.24	364.00	-81.76
	57.0000	26.0000	09/04/08	08/03/09	1,590.36	1,482.00	108.36
LUKOIL OIL CO SPONS ADR RUSSIA	22.0000	65.0000	09/04/08	06/11/09	1,179.67	1,430.00	-250.33
MASSMART HOLDINGS LTD ADR	61.0000	17.2174	05/15/09	10/29/09	1,384.66	1,050.27	334.39

INFORMATION PROVIDED AS COURTESY ONLY - NOT FURNISHED TO THE IRS

**Realized Gain/Loss**

As of Date: 2/05/10

Account Number: 7037-0123  
 Command Account Number: 9085946967  
 THORNTON HENRY TTEE  
 ROBERT & DEBORAH  
 JACOBSON CHARITABLE TR  
 UAD 03/19/87 MASTERS/LAZARD


Short Term Description	Quantity	Adj Price/Orig Price	Date Acquired	Close Date	Proceeds	Adj Cost/Orig Cost	Gain/Loss
<i>Continued</i> MOBILE TELESYSTEMS - SPON ADR	5.0000	63.0300	09/04/08	05/05/09	187.25	315.15	-127.90
MURRAY & ROBERTS ADR	120.0000	4.9440	04/15/09	08/12/09	701.44	593.29	108.15
	39.0000	4.9440	04/15/09	10/08/09	311.53	192.82	118.71
NEDBANK GROUP LTD-SPONS ADR	21.0000	26.0000	09/04/08	01/30/09	378.58	546.00	-167.42
	64.0000	26.0000	09/04/08	07/16/09	1,696.36	1,664.00	32.36
ORIFLAME COSMETICS SA-ADR	100.0000	11.5099	02/03/09	05/06/09	2,087.95	1,151.00	936.95
	39.0000	11.5099	02/03/09	11/16/09	1,148.40	448.89	699.51
PERUSAHAAN PERSEROAN PERSERO PT INDONESIA TELEKOMUNIKASI SPON ADR	61.0000	32.2240	09/04/08	01/14/09	1,411.01	1,965.67	-554.66
	25.0000	32.2240	09/04/08	08/21/09	838.39	805.60	32.79
PT UNITED TRACTORS TBK UNSPONSORED ADR	44.0000	9.4860	03/11/09	06/17/09	869.34	417.39	451.95
	10.0000	9.4860	03/11/09	06/18/09	192.05	94.86	97.19
	25.0000	9.4860	03/11/09	12/22/09	797.42	237.14	560.28
	7.0000	11.1464	03/25/09	12/22/09	223.29	78.03	145.26
SATYAM COMPUTER SVCS LTD	222.0000	22.1000	09/04/08	01/14/09	247.52	4,906.20	-4,658.68
AMERN DEPOSITORY RECEIPT	159.0000	8.7832	01/05/09	01/14/09	177.29	1,396.53	-1,219.24
	7.0000	82.0200	09/04/08	04/09/09	316.39	574.14	-257.75
SHINHAN FINL GRP ADR	13.0000	82.0200	09/04/08	07/15/09	743.85	1,066.26	-322.41

INFORMATION PROVIDED AS COURTESY ONLY - NOT FURNISHED TO THE IRS



# Realized Gain/Loss

As of Date: 2/05/10



Account Number: 7037-0123  
 Command Account Number: 9085946967  
 THORNTON HENRY TTEE  
 ROBERT & DEBORAH  
 JACOBSON CHARITABLE TR  
 UAD 03/19/87 MASTERS/LAZARD

Short Term	Continued	DESCRIPTION	QUANTITY	ADJ PRICE/ ORIG PRICE	DATE ACQUIRED	CLOSE DATE	PROCEEDS	ADJ COST/ ORIG COST	GAIN/LOSS
STANDARD BANK GROUP LTD		UNSPONSORED ADR	24.0000	23.8235	07/17/09	12/15/09	653.11	571.77	81.34
TAIWAN SEMICONDUCTOR		MFG CO LTD ADR	47.0000	8.7300	09/04/08	01/30/09	362.40	410.31	-47.91
			140.0000	8.7300	09/04/08	04/08/09	1,336.90	1,222.20	114.70
			0.7600	0.0000	08/14/09	08/14/09	8.00	0.01	7.99
TAM SA SPONSORED ADR		TENARIS S A SPONSORED ADR	132.0000	20.3650	09/04/08	05/04/09	938.33	2,688.18	-1,749.85
			17.0000	47.7325	09/04/08	03/18/09	328.03	811.46	-483.43
			33.0000	47.7325	09/04/08	06/12/09	1,015.17	1,575.18	-560.01
			4.0000	47.7325	09/04/08	07/09/09	100.56	190.93	-90.37
			76.0000	47.7325	09/04/08	08/12/09	2,311.67	3,627.66	-1,315.99
			5.0000	44.8494	09/05/08	08/12/09	152.09	224.25	-72.16
TEVA PHARMACEUTICAL		ADR INDS LTD	28.0000	47.8800	09/04/08	01/30/09	1,171.82	1,340.64	-168.82
			7.0000	47.8800	09/04/08	04/06/09	317.03	335.16	-18.13
			7.0000	47.8800	09/04/08	07/06/09	345.79	335.16	10.63
			31.0000	47.8800	09/04/08	07/15/09	1,542.53	1,484.28	58.25
USINAS SIDERURGICAS DE		MINAS SPON ADR REG S	69.0000	28.7500	09/04/08	05/27/09	1,219.88	1,983.75	-763.87
			8.0000	28.7500	09/04/08	06/10/09	169.38	230.00	-60.62
			5.0000	27.7000	09/05/08	06/10/09	105.87	138.50	-32.63

INFORMATION PROVIDED AS COURTESY ONLY - NOT FURNISHED TO THE IRS

Realized Gain/Loss

As of Date: 2/05/10

Account Number: 7037-0123  
 Command Account Number: 9085946967  
 THORNTON HENRY TTEE  
 ROBERT & DEBORAH  
 JACOBSON CHARITABLE TR  
 UAD 03/19/87 MASTERS/LAZARD

Short Term	Continued	QUANTITY	ADJ PRICE/ ORIG PRICE	DATE ACQUIRED	CLOSE DATE	PROCEEDS	ADJ COST/ ORIG COST	GAIN/LOSS
VALE S A ADR		2.0000	16.5864	05/06/09	06/10/09	42,35	33.18	9.17
		35.0000	23.7200	09/04/08	07/01/09	638,18	830.20	-192.02
		10.0000	23.5200	09/05/08	07/01/09	182,33	235.20	-52.87
		64.0000	19.9297	09/18/08	07/01/09	1,166,98	1,275.50	-108.52
<b>Total - Short Term</b>						<b>\$55,685.07</b>	<b>\$80,546.12</b>	<b>&lt;24,861.05&gt;</b>
Long Term		QUANTITY	ADJ PRICE/ ORIG PRICE	DATE ACQUIRED	CLOSE DATE	PROCEEDS	ADJ COST/ ORIG COST	GAIN/LOSS
AKBANK TURK ANONIM SIRKETI ADR		57.0000	10.0000	09/04/08	12/18/09	673,82	570.00	103.82
BANCO MACRO SA ADR		88.0000	19.5200	09/04/08	11/17/09	2,719,90	1,717.76	1,002.14
COMPANHIA ENERGETICA DE MINAS GERAIS-CEMIG SPONS ADR		122.0000	15.5760	09/04/08	12/28/09	2,161,44	1,900.28	261.16
FOMENTO ECONOMICO MEXICANO S.A.B DE C V (NEW)		19.0000	44.7894	09/04/08	12/14/09	919,31	851.00	68.31
GRUPO TELEVISIA S A DE CV GLOBAL DEP RCPT REP ADR 144A PARTN CTF		6.0000	44.7894	09/04/08	12/23/09	294,61	268.74	25.87
KUMBA IRON ORE LTD ADR		55.0000	23.3575	09/04/08	11/20/09	1,141,22	1,284.67	-143.45
LUKOIL OIL CO SPONS ADR RUSSIA		5.0000	26.0000	09/04/08	10/08/09	164,69	130.00	34.69
		18.0000	65.0000	09/04/08	09/16/09	996,09	1,170.00	-173.91
		3.0000	59.1599	09/10/08	09/16/09	166,02	177.48	-11.46
		4.0000	59.1599	09/10/08	11/02/09	231,75	236.64	-4.89


INFORMATION PROVIDED AS COURTESY ONLY - NOT FURNISHED TO THE IRS

001 / A636 / X281



# Realized Gain/Loss

As of Date: 2/05/10




Account Number: 7037-0123  
 Command Account Number: 9085946967  
 THORNTON HENRY TTEE  
 ROBERT & DEBORAH  
 JACOBSON CHARITABLE TR  
 UAD 03/19/87 MASTERS/LAZARD

Long Term	Continued											
DESCRIPTION	QUANTITY	ADJ PRICE/ ORIG PRICE	DATE ACQUIRED	CLOSE DATE	PROCEEDS	ADJ COST/ ORIG COST	GAIN/LOSS					
MOBILE TELESYSTEMS - SPON ADR	45.0000	63.0300	09/04/08	11/09/09	2,279.55	2,836.35	-556.80					
	17.0000	63.0300	09/04/08	12/14/09	825.07	1,071.51	-246.44					
NEDBANK GROUP LTD-SPONS ADR	31.0000	26.0000	09/04/08	12/17/09	1,012.40	806.00	206.40					
SHINHAN FINL GRP ADR	15.0000	82.0200	09/04/08	09/16/09	1,211.76	1,230.30	-18.54					
<b>Total - Long Term</b>					<b>\$14,797.63</b>	<b>\$14,250.73</b>	<b>\$546.90</b>					

INFORMATION PROVIDED AS COURTESY ONLY - NOT FURNISHED TO THE IRS

# Realized Gain/Loss

Amended Date: 4/01/10



Account Number: 7036-9953  
 Command Account Number: 9085946780  
 THORNTON HENRY TEE  
 ROBERT & DEBORAH  
 JACOBSON CHARITABLE  
 TR 03/19/87 MASTERS/WENTWORTH

## Important Realized Gain/Loss Information

This information is provided for courtesy purposes only. Each individual taxpayer should consult with a tax advisor as to any additional reporting requirements or adjustments. **NO COST BASIS OR REALIZED GAIN/LOSS INFORMATION IS PROVIDED TO THE IRS. NOR IS THIS INFORMATION VERIFIED OR GUARANTEED BY FIRST CLEARING, LLC TO BE ACCURATE FOR EACH TAXPAYER'S UNIQUE REPORTING REQUIREMENTS. THEREFORE, YOU SHOULD NEVER ASSUME THIS STATEMENT IS ACCURATE IN LIEU OF COMPLETING SCHEDULE D OF YOUR TAX RETURN AND CONSULTING WITH YOUR TAX ADVISOR.**

Federal tax reporting requirements will create differences between the information presented here and what appears on your Form 1099-B, including but not limited to the following situations:

- Cost basis for many fixed income tax lots has been amortized (for securities purchased at a premium) or accreted (for securities purchased at a discount), when possible, for applicable securities. For securities that were purchased at an Original Issue Discount (OID), only those positions whose cost basis has been adjusted will reflect the impacts of the OID accruals on the original cost basis. The original issue discount amount reported on your Form 1099-OID is not adjusted for market discount, acquisition premium or bond premium. Therefore, the amortization and accretion adjustments used on this statement may not be consistent with the Form 1099-OID amount because the reporting requirements on the Form 1099-OID are different.
- The Original Price represents the unadjusted price of the security. The Original Price can be used to calculate the original unadjusted cost of the security.
- Short sales are reportable on Form 1099-B before the position is closed.
- Implicit redemptions by the issuer of a structured product are reportable on Form 1099-B, but will not appear on the Realized Gain/Loss Statement if that implicit redemption did not result in a closed tax lot at that time.
- Securities subject to market reporting requirements for those investors are not included here nor is that information available on our systems.
- Long-term capital gains reported by a RIC or REIT appear on Form 1099-DIV only, as noted in the instructions for that form.
- Lots closed due to transfers or journals will not be reflected in the Realized Gain/Loss Statement, or on the Form 1099-B.

### Realized Gain/Loss Summary

	THIS YEAR GAIN	THIS YEAR LOSS	THIS YEAR NET
Short term	0.22	0.00	0.22
Long term	0.00	-621.52	-621.52
<b>Total - Realized Gain/Loss</b>	<b>\$0.22</b>	<b>-\$621.52</b>	<b>-\$621.30</b>

INFORMATION PROVIDED AS COURTESY ONLY - NOT FURNISHED TO THE IRS

**FORM 990-PF - PART IV  
CAPITAL GAINS AND LOSSES FOR TAX ON INVESTMENT INCOME**

Kind of Property		Description				P or D	Date acquired	Date sold
Gross sale price less expenses of sale	Depreciation allowed/ allowable	Cost or other basis	FMV as of 12/31/69	Adj basis as of 12/31/69	Excess of FMV over adj basis		Gain or (loss)	
		TOTAL CAPITAL GAIN DISTRIBUTIONS					1,315.	
95,373.		SEE SCHEDULE ATTACHED 7037-0059 PROPERTY TYPE: SECURITIES 124,795.				P	-29,422.	
55,513.		SEE SCHEDULE ATTACHED 7037-0075 PROPERTY TYPE: SECURITIES 53,929.				P	1,584.	
22,425.		SEE SCHEDULE ATTACHED 7037-0075 PROPERTY TYPE: SECURITIES 21,178.				P	1,247.	
30.		AMER HOME PRODUCTS NOTES CPN 6.95% PROPERTY TYPE: SECURITIES 0.				P	VAR	11/05/2009
260,568.		SEE SCHEDULE ATTACHED 7037-0115 PROPERTY TYPE: SECURITIES 290,872.				P	-30,304.	
43,145.		SEE SCHEDULE ATTACHED 7037-0115 PROPERTY TYPE: SECURITIES 46,523.				P	-3,378.	
367,826.		SEE SCHEDULE ATTACHED 7037-0143 PROPERTY TYPE: SECURITIES 404,865.				P	-37,039.	
28,738.		SEE SCHEDULE ATTACHED 7037-0143 PROPERTY TYPE: SECURITIES 33,257.				P	-4,519.	
528,316.		SEE SCHEDULE ATTACHED 7037-1285 PROPERTY TYPE: SECURITIES 627,991.				P	-99,675.	
80,175.		SEE SCHEDULE ATTACHED 7037-1285 PROPERTY TYPE: SECURITIES 79,275.				P	900.	
37,500.		SEE SCHEDULE ATTACHED 7036-9910 PROPERTY TYPE: SECURITIES 41,892.				P	-4,392.	
		SEE SCHEDULE ATTACHED 7036-9927 PROPERTY TYPE: SECURITIES				P		

**FORM 990-PF - PART IV  
CAPITAL GAINS AND LOSSES FOR TAX ON INVESTMENT INCOME**

Kind of Property		Description				P or D	Date acquired	Date sold	
Gross sale price less expenses of sale	Depreciation allowed/allowable	Cost or other basis	FMV as of 12/31/69	Adj basis as of 12/31/69	Excess of FMV over adj basis		Gain or (loss)		
4,172,336.		4,166,771.					5,565.		
		SEE SCHEDULE ATTACHED 7036-9927 PROPERTY TYPE: SECURITIES				P			
113,692.		114,754.					-1,062.		
		SEE SCHEDULE ATTACHED 7037-0059 PROPERTY TYPE: SECURITIES				P			
6,105.		5,656.					449.		
		SEE SCHEDULE ATTACHED 7037-2507 PROPERTY TYPE: SECURITIES				P			
20,519.		46,257.					-25,738.		
		SEE SCHEDULE ATTACHED 7037-0123 PROPERTY TYPE: SECURITIES				P			
55,685.		80,546.					-24,861.		
		SEE SCHEDULE ATTACHED 7037-0123 PROPERTY TYPE: SECURITIES				P			
14,798.		14,251.					547.		
		SEE SCHEDULE ATTACHED 7036-9953 PROPERTY TYPE: SECURITIES				P			
1,262.		1,884.					-622.		
TOTAL GAIN (LOSS) .....								<u>-249,375.</u>	

# Application for Extension of Time To File an Exempt Organization Return

► **File a separate application for each return.**

- If you are filing for an **Automatic 3-Month Extension**, complete only **Part I** and check this box  **X**
  - If you are filing for an **Additional (Not Automatic) 3-Month Extension**, complete only **Part II** (on page 2 of this form).
- Do not complete Part II unless you have already been granted an automatic 3-month extension on a previously filed Form 8868.**

## Part I Automatic 3-Month Extension of Time. Only submit original (no copies needed).

A corporation required to file Form 990-T and requesting an automatic 6-month extension - check this box and complete Part I only

All other corporations (including 1120-C filers), partnerships, REMICs, and trusts must use Form 7004 to request an extension of time to file income tax returns.

**Electronic Filing (e-file).** Generally, you can electronically file Form 8868 if you want a 3-month automatic extension of time to file one of the returns noted below (6 months for a corporation required to file Form 990-T). However, you cannot file Form 8868 electronically if (1) you want the additional (not automatic) 3-month extension or (2) you file Forms 990-BL, 6069, or 8870, group returns, or a composite or consolidated Form 990-T. Instead, you must submit the fully completed and signed page 2 (Part II) of Form 8868. For more details on the electronic filing of this form, visit [www.irs.gov/efile](http://www.irs.gov/efile) and click on *e-file for Charities & Nonprofits*.

Type or print  File by the due date for filing your return See instructions.	Name of Exempt Organization THE ROBERT AND DEBORAH JACOBSON CHARITABLE TRUST	Employer identification number 65-6466536
	Number, street, and room or suite no If a P O box, see instructions. P.O. BOX 3475	
	City, town or post office, state, and ZIP code For a foreign address, see instructions. WEST PALM BEACH, FL 33402	

### Check type of return to be filed (file a separate application for each return):

- |   |   |                                    |
|---|---|------------------------------------|
| <input type="checkbox"/> Form 990               | <input type="checkbox"/> Form 990-T (corporation)                 | <input type="checkbox"/> Form 4720 |
| <input type="checkbox"/> Form 990-BL            | <input type="checkbox"/> Form 990-T (sec. 401(a) or 408(a) trust) | <input type="checkbox"/> Form 5227 |
| <input type="checkbox"/> Form 990-EZ            | <input type="checkbox"/> Form 990-T (trust other than above)      | <input type="checkbox"/> Form 6069 |
| <input checked="" type="checkbox"/> Form 990-PF | <input type="checkbox"/> Form 1041-A                              | <input type="checkbox"/> Form 8870 |

• The books are in the care of ► THORNTON M. HENRY

Telephone No. ► 561 659-3000 FAX No. ► \_\_\_\_\_

- If the organization does not have an office or place of business in the United States, check this box
- If this is for a Group Return, enter the organization's four digit Group Exemption Number (GEN) \_\_\_\_\_ . If this is for the whole group, check this box  . If it is for part of the group, check this box  and attach a list with the names and EINs of all members the extension will cover.

1 I request an automatic 3-month (6 months for a corporation required to file Form 990-T) extension of time until 08/15, 2010, to file the exempt organization return for the organization named above. The extension is for the organization's return for:

- calendar year 2009 or
- tax year beginning \_\_\_\_\_, \_\_\_\_\_, and ending \_\_\_\_\_, \_\_\_\_\_.

2 If this tax year is for less than 12 months, check reason:  Initial return  Final return  Change in accounting period

3a If this application is for Form 990-BL, 990-PF, 990-T, 4720, or 6069, enter the tentative tax, less any nonrefundable credits. See instructions.	3a \$	NONE
b If this application is for Form 990-PF or 990-T, enter any refundable credits and estimated tax payments made. Include any prior year overpayment allowed as a credit.	3b \$	NONE
c <b>Balance Due.</b> Subtract line 3b from line 3a. Include your payment with this form, or, if required, deposit with FTD coupon or, if required, by using EFTPS (Electronic Federal Tax Payment System). See instructions.	3c \$	NONE

**Caution.** If you are going to make an electronic fund withdrawal with this Form 8868, see Form 8453-EO and Form 8879-EO for payment instructions.

For Privacy Act and Paperwork Reduction Act Notice, see Instructions.