



See a Social Security Number? Say Something!
Report Privacy Problems to <https://public.resource.org/privacy>
Or call the IRS Identity Theft Hotline at 1-800-908-4490



Form **990-PF****Return of Private Foundation
or Section 4947(a)(1) Nonexempt Charitable Trust
Treated as a Private Foundation**

OMB No 1545-0052

2009Department of the Treasury
Internal Revenue Service

Note The foundation may be able to use a copy of this return to satisfy state reporting requirements

For calendar year 2009, or tax year beginning , and ending

G Check all that apply ☐ Initial return ☐ Initial return of a former public charity ☐ Final return
☐ Amended return ☐ Address change ☐ Name change

Use the IRS label. Otherwise, print or type. See Specific Instructions.	Name of foundation The Max Minsky and Florence Minsky Goldstein Family Foundation, Inc.		A Employer identification number 65-0817349
	Number and street (or P O box number if mail is not delivered to street address) Room/suite % Hirsh & Co. 7990 SW 117th Avenue 203		B Telephone number (see page 10 of the instructions) 305-595-7100
	City or town, state, and ZIP code Miami FL 33183		C If exemption application is pending, check here <input type="checkbox"/>
			D 1. Foreign organizations, check here <input type="checkbox"/> 2. Foreign organizations meeting the 85% test, check here and attach computation <input type="checkbox"/>
H Check type of organization <input checked="" type="checkbox"/> Section 501(c)(3) exempt private foundation <input type="checkbox"/> Section 4947(a)(1) nonexempt charitable trust <input type="checkbox"/> Other taxable private foundation			E If private foundation status was terminated under section 507(b)(1)(A), check here <input type="checkbox"/>
I Fair market value of all assets at end of year (from Part II, col (c), line 16) \$ 176,120		J Accounting method <input checked="" type="checkbox"/> Cash <input type="checkbox"/> Accrual <input type="checkbox"/> Other (specify)	F If the foundation is in a 60-month termination under section 507(b)(1)(B), check here <input type="checkbox"/>

Part I Analysis of Revenue and Expenses (The

total of amounts in columns (b), (c), and (d) may not necessarily equal the amounts in column (a) (see page 11 of the instructions))

	(a) Revenue and expenses per books	(b) Net investment income	(c) Adjusted net income	(d) Disbursements for charitable purposes (cash basis only)
Revenue				
1 Contributions, gifts, grants, etc., received (attach schedule)				
2 Check <input checked="" type="checkbox"/> if the foundation is not required to attach Sch B				
3 Interest on savings and temporary cash investments	910	910	910	
4 Dividends and interest from securities	2,055	2,055	2,055	
5a Gross rents				
b Net rental income or (loss)				
6a Net gain or (loss) from sale of assets not on line 10 Stmt 1	-7,310			
b Gross sales price for all assets on line 6a 67,101				
7 Capital gain net income (from Part IV, line 2)		808		
8 Net short-term capital gain			0	
9 Income modifications				
10a Gross sales less returns & allowances				
b Less Cost of goods sold				
c Gross profit or (loss) (attach schedule)				
11 Other income (attach schedule)				
12 Total. Add lines 1 through 11	-4,345	3,773	2,965	
Operating and Administrative Expenses				
13 Compensation of officers, directors, trustees, etc				
14 Other employee salaries and wages				
15 Pension plans, employee benefits				
16a Legal fees (attach schedule)				
b Accounting fees (attach schedule)				
c Other professional fees (attach schedule)				
17 Interest				
18 Taxes (attach schedule) (see page 14 of the instructions) Stmt 2	125	55	55	
19 Depreciation (attach schedule) and depletion				
20 Occupancy				
21 Travel, conferences, and meetings				
22 Printing and publications				
23 Other expenses (att sch) Stmt 3	392	392	392	
24 Total operating and administrative expenses. Add lines 13 through 23	517	447	447	0
25 Contributions, gifts, grants paid	9,500			9,500
26 Total expenses and disbursements. Add lines 24 and 25	10,017	447	447	9,500
27 Subtract line 26 from line 12	-14,362			
a Excess of revenue over expenses and disbursements				
b Net investment income (if negative, enter -0-)		3,326		
c Adjusted net income (if negative, enter -0-)			2,518	

For Privacy Act and Paperwork Reduction Act Notice, see page 30 of the instructions.

DAA

Form 990-PF (2009)

EXTENDED DUE DATE 11/15/2010

Part II Balance Sheets		Beginning of year	End of year	
			(a) Book Value	(b) Book Value
Assets	1 Cash—non-interest-bearing	11,394	1,912	1,912
	2 Savings and temporary cash investments	7,610	6,848	6,848
	3 Accounts receivable ▶ Less allowance for doubtful accounts ▶			
	4 Pledges receivable ▶ Less allowance for doubtful accounts ▶			
	5 Grants receivable			
	6 Receivables due from officers, directors, trustees, and other disqualified persons (attach schedule) (see page 16 of the instructions)			
	7 Other notes and loans receivable (attach schedule) ▶ Less allowance for doubtful accounts ▶			
	8 Inventories for sale or use			
	9 Prepaid expenses and deferred charges			
	10a Investments—U S and state government obligations (attach schedule)			
	b Investments—corporate stock (attach schedule) See Stmt 4	114,942	116,281	129,578
	c Investments—corporate bonds (attach schedule) See Stmt 5	27,872	17,841	18,550
	11 Investments—land, buildings, and equipment basis ▶ Less accumulated depreciation (attach sch) ▶			
	12 Investments—mortgage loans			
	13 Investments—other (attach schedule) See Statement 6	11,305	15,879	19,232
	14 Land, buildings, and equipment basis ▶ Less accumulated depreciation (attach sch) ▶			
	15 Other assets (describe))			
	16 Total assets (to be completed by all filers—see the instructions. Also, see page 1, item I)	173,123	158,761	176,120
Liabilities	17 Accounts payable and accrued expenses			
	18 Grants payable			
	19 Deferred revenue			
	20 Loans from officers, directors, trustees, and other disqualified persons			
	21 Mortgages and other notes payable (attach schedule)			
	22 Other liabilities (describe))			
	23 Total liabilities (add lines 17 through 22)	0	0	
Net Assets or Fund Balances	Foundations that follow SFAS 117, check here <input type="checkbox"/> and complete lines 24 through 26 and lines 30 and 31.			
	24 Unrestricted			
	25 Temporarily restricted			
	26 Permanently restricted			
	Foundations that do not follow SFAS 117, check here <input checked="" type="checkbox"/> and complete lines 27 through 31.			
	27 Capital stock, trust principal, or current funds			
	28 Paid-in or capital surplus, or land, bldg, and equipment fund			
	29 Retained earnings, accumulated income, endowment, or other funds	173,123	158,761	
	30 Total net assets or fund balances (see page 17 of the instructions)	173,123	158,761	
	31 Total liabilities and net assets/fund balances (see page 17 of the instructions)	173,123	158,761	

Part III Analysis of Changes in Net Assets or Fund Balances

1 Total net assets or fund balances at beginning of year—Part II, column (a), line 30 (must agree with end-of-year figure reported on prior year's return)	1	173,123
2 Enter amount from Part I, line 27a	2	-14,362
3 Other increases not included in line 2 (itemize) ▶	3	
4 Add lines 1, 2, and 3	4	158,761
5 Decreases not included in line 2 (itemize) ▶	5	
6 Total net assets or fund balances at end of year (line 4 minus line 5)—Part II, column (b) line 30	6	158,761

Part IV Capital Gains and Losses for Tax on Investment Income(a) List and describe the kind(s) of property sold (e.g., real estate,
2-story brick warehouse, or common stock, 200 shs. MLC Co.)(b) How acquired
P—Purchase
D—Donation(c) Date acquired
(mo., day, yr.)(d) Date sold
(mo., day, yr.)**1a Northern Trust a/c #23-42118****b**
c
d
e

(e) Gross sales price

(f) Depreciation allowed
(or allowable)(g) Cost or other basis
plus expense of sale(h) Gain or (loss)
(e) plus (f) minus (g)

a	808		808
b			
c			
d			
e			

Complete only for assets showing gain in column (h) and owned by the foundation on 12/31/69

(i) F M V as of 12/31/69

(j) Adjusted basis
as of 12/31/69(k) Excess of col. (i)
over col. (j), if any(l) Gains (Col. (h) gain minus
col. (k), but not less than -0-) or
Losses (from col. (h))

a			808
b			
c			
d			
e			

2 Capital gain net income or (net capital loss)If gain, also enter in Part I, line 7
If (loss), enter -0- in Part I, line 7**2****808****3 Net short-term capital gain or (loss) as defined in sections 1222(5) and (6)**

If gain, also enter in Part I, line 8, column (c) (see pages 13 and 17 of the instructions)

If (loss), enter -0- in Part I, line 8

3**Part V Qualification Under Section 4940(e) for Reduced Tax on Net Investment Income**

(For optional use by domestic private foundations subject to the section 4940(a) tax on net investment income.)

If section 4940(d)(2) applies, leave this part blank

Was the foundation liable for the section 4942 tax on the distributable amount of any year in the base period?

☐ Yes ☒ No

If "Yes," the foundation does not qualify under section 4940(e). Do not complete this part.

1 Enter the appropriate amount in each column for each year, see page 18 of the instructions before making any entries

(a) Base period years Calendar year (or tax year beginning in)	(b) Adjusted qualifying distributions	(c) Net value of noncharitable-use assets	(d) Distribution ratio (col. (b) divided by col. (c))
2008	10,100	182,500	0.055342
2007	9,500	214,824	0.044222
2006	12,000	198,540	0.060441
2005	10,600	170,586	0.062139
2004	11,715	176,315	0.066444

2 Total of line 1, column (d)**2****0.288588****3 Average distribution ratio for the 5-year base period—divide the total on line 2 by 5, or by the number of years the foundation has been in existence if less than 5 years****3****0.057718****4 Enter the net value of noncharitable-use assets for 2009 from Part X, line 5****4****153,300****5 Multiply line 4 by line 3****5****8,848****6 Enter 1% of net investment income (1% of Part I, line 27b)****6****33****7 Add lines 5 and 6****7****8,881****8 Enter qualifying distributions from Part XII, line 4****8****9,500**

If line 8 is equal to or greater than line 7, check the box in Part VI, line 1b, and complete that part using a 1% tax rate. See the

Part VI instructions on page 18

Part VI Excise Tax Based on Investment Income (Section 4940(a), 4940(b), 4940(e), or 4948—see page 18 of the instructions)

1a	Exempt operating foundations described in section 4940(d)(2), check here <input type="checkbox"/> and enter "N/A" on line 1 Date of ruling or determination letter (attach copy of letter if necessary—see instructions)		
b	Domestic foundations that meet the section 4940(e) requirements in Part V, check here <input checked="" type="checkbox"/> and enter 1% of Part I, line 27b	1	33
c	All other domestic foundations enter 2% of line 27b. Exempt foreign organizations enter 4% of Part I, line 12, col (b)		
2	Tax under section 511 (domestic section 4947(a)(1) trusts and taxable foundations only. Others enter -0-)	2	0
3	Add lines 1 and 2	3	33
4	Subtitle A (income) tax (domestic section 4947(a)(1) trusts and taxable foundations only. Others enter -0-)	4	0
5	Tax based on investment income. Subtract line 4 from line 3. If zero or less, enter -0-	5	33
6	Credits/Payments		
a	2009 estimated tax payments and 2008 overpayment credited to 2009	6a	
b	Exempt foreign organizations—tax withheld at source	6b	
c	Tax paid with application for extension of time to file (Form 8868)	6c	
d	Backup withholding erroneously withheld	6d	
7	Total credits and payments. Add lines 6a through 6d	7	
8	Enter any penalty for underpayment of estimated tax. Check here <input type="checkbox"/> if Form 2220 is attached	8	
9	Tax due. If the total of lines 5 and 8 is more than line 7, enter amount owed	9	33
10	Overpayment. If line 7 is more than the total of lines 5 and 8, enter the amount overpaid	10	
11	Enter the amount of line 10 to be Credited to 2010 estimated tax <input type="checkbox"/> Refunded <input type="checkbox"/>	11	

Part VII-A Statements Regarding Activities

	Yes	No
1a During the tax year, did the foundation attempt to influence any national, state, or local legislation or did it participate or intervene in any political campaign?		X
b Did it spend more than \$100 during the year (either directly or indirectly) for political purposes (see page 19 of the instructions for definition)? If the answer is "Yes" to 1a or 1b , attach a detailed description of the activities and copies of any materials published or distributed by the foundation in connection with the activities		X
c Did the foundation file Form 1120-POL for this year?		X
d Enter the amount (if any) of tax on political expenditures (section 4955) imposed during the year (1) On the foundation <input type="checkbox"/> \$ _____ (2) On foundation managers <input type="checkbox"/> \$ _____		
e Enter the reimbursement (if any) paid by the foundation during the year for political expenditure tax imposed on foundation managers <input type="checkbox"/> \$ _____		
2 Has the foundation engaged in any activities that have not previously been reported to the IRS? If "Yes," attach a detailed description of the activities		X
3 Has the foundation made any changes, not previously reported to the IRS, in its governing instrument, articles of incorporation, or bylaws, or other similar instruments? If "Yes," attach a conformed copy of the changes		X
4a Did the foundation have unrelated business gross income of \$1,000 or more during the year?		X
b If "Yes," has it filed a tax return on Form 990-T for this year?		
5 Was there a liquidation, termination, dissolution, or substantial contraction during the year? If "Yes," attach the statement required by General Instruction T		X
6 Are the requirements of section 508(e) (relating to sections 4941 through 4945) satisfied either • By language in the governing instrument, or • By state legislation that effectively amends the governing instrument so that no mandatory directions that conflict with the state law remain in the governing instrument?	X	
7 Did the foundation have at least \$5,000 in assets at any time during the year? If "Yes," complete Part II, col (c), and Part XV	X	
8a Enter the states to which the foundation reports or with which it is registered (see page 19 of the instructions) <input type="checkbox"/> FL		
b If the answer is "Yes" to line 7, has the foundation furnished a copy of Form 990-PF to the Attorney General (or designate) of each state as required by General Instruction G? If "No," attach explanation	X	
9 Is the foundation claiming status as a private operating foundation within the meaning of section 4942(j)(3) or 4942(j)(5) for calendar year 2009 or the taxable year beginning in 2009 (see instructions for Part XIV on page 27)? If "Yes," complete Part XIV		X
10 Did any persons become substantial contributors during the tax year? If "Yes," attach a schedule listing their names and addresses		X

N/A

Part VII-A Statements Regarding Activities (continued)

11	At any time during the year, did the foundation, directly or indirectly, own a controlled entity within the meaning of section 512(b)(13)? If "Yes," attach schedule (see page 20 of the instructions)	11		X
12	Did the foundation acquire a direct or indirect interest in any applicable insurance contract before August 17, 2008?	12		X
13	Did the foundation comply with the public inspection requirements for its annual returns and exemption application? Website address ► n/a	13	X	
14	The books are in care of ► Hirsh & Company, CPA's 7990 SW 117th Ave #203 Located at ► Miami, FL	Telephone no ► 305-595-7100 ZIP+4 ► 33183		
15	Section 4947(a)(1) nonexempt charitable trusts filing Form 990-PF in lieu of Form 1041—Check here and enter the amount of tax-exempt interest received or accrued during the year	► 15 ► <input type="checkbox"/>		

Part VII-B Statements Regarding Activities for Which Form 4720 May Be Required

File Form 4720 if any item is checked in the "Yes" column, unless an exception applies.

		Yes	No
1a	During the year did the foundation (either directly or indirectly)		
(1)	Engage in the sale or exchange, or leasing of property with a disqualified person? <input type="checkbox"/> Yes <input checked="" type="checkbox"/> No		
(2)	Borrow money from, lend money to, or otherwise extend credit to (or accept it from) a disqualified person? <input type="checkbox"/> Yes <input checked="" type="checkbox"/> No		
(3)	Furnish goods, services, or facilities to (or accept them from) a disqualified person? <input type="checkbox"/> Yes <input checked="" type="checkbox"/> No		
(4)	Pay compensation to, or pay or reimburse the expenses of, a disqualified person? <input type="checkbox"/> Yes <input checked="" type="checkbox"/> No		
(5)	Transfer any income or assets to a disqualified person (or make any of either available for the benefit or use of a disqualified person)? <input type="checkbox"/> Yes <input checked="" type="checkbox"/> No		
(6)	Agree to pay money or property to a government official? (Exception. Check "No" if the foundation agreed to make a grant to or to employ the official for a period after termination of government service, if terminating within 90 days) <input type="checkbox"/> Yes <input checked="" type="checkbox"/> No		
b	If any answer is "Yes" to 1a(1)-(6), did any of the acts fail to qualify under the exceptions described in Regulations section 53.4941(d)-3 or in a current notice regarding disaster assistance (see page 20 of the instructions)? Organizations relying on a current notice regarding disaster assistance check here N/A ► <input type="checkbox"/>	1b	
c	Did the foundation engage in a prior year in any of the acts described in 1a, other than excepted acts, that were not corrected before the first day of the tax year beginning in 2009? N/A	1c	
2	Taxes on failure to distribute income (section 4942) (does not apply for years the foundation was a private operating foundation defined in section 4942(j)(3) or 4942(j)(5))		
a	At the end of tax year 2009, did the foundation have any undistributed income (lines 6d and 6e, Part XIII) for tax year(s) beginning before 2009? <input type="checkbox"/> Yes <input checked="" type="checkbox"/> No If "Yes," list the years ► 20 , 20 , 20 , 20		
b	Are there any years listed in 2a for which the foundation is not applying the provisions of section 4942(a)(2) (relating to incorrect valuation of assets) to the year's undistributed income? (If applying section 4942(a)(2) to all years listed, answer "No" and attach statement—see page 20 of the instructions) N/A	2b	
c	If the provisions of section 4942(a)(2) are being applied to any of the years listed in 2a, list the years here ► 20 , 20 , 20 , 20		
3a	Did the foundation hold more than a 2% direct or indirect interest in any business enterprise at any time during the year? <input type="checkbox"/> Yes <input checked="" type="checkbox"/> No		
b	If "Yes," did it have excess business holdings in 2009 as a result of (1) any purchase by the foundation or disqualified persons after May 26, 1969, (2) the lapse of the 5-year period (or longer period approved by the Commissioner under section 4943(c)(7)) to dispose of holdings acquired by gift or bequest, or (3) the lapse of the 10-, 15-, or 20-year first phase holding period? (Use Schedule C, Form 4720, to determine if the foundation had excess business holdings in 2009) N/A	3b	
4a	Did the foundation invest during the year any amount in a manner that would jeopardize its charitable purposes?	4a	X
b	Did the foundation make any investment in a prior year (but after December 31, 1969) that could jeopardize its charitable purpose that had not been removed from jeopardy before the first day of the tax year beginning in 2009?	4b	X

Part VII-B Statements Regarding Activities for Which Form 4720 May Be Required (continued)

5a During the year did the foundation pay or incur any amount to

(1) Carry on propaganda, or otherwise attempt to influence legislation (section 4945(e))? ☐ Yes ☒ No

(2) Influence the outcome of any specific public election (see section 4955), or to carry on, directly or indirectly, any voter registration drive? ☐ Yes ☒ No

(3) Provide a grant to an individual for travel, study, or other similar purposes? ☐ Yes ☒ No

(4) Provide a grant to an organization other than a charitable, etc., organization described in section 509(a)(1), (2), or (3), or section 4940(d)(2)? (see page 22 of the instructions) ☐ Yes ☒ No

(5) Provide for any purpose other than religious, charitable, scientific, literary, or educational purposes, or for the prevention of cruelty to children or animals? ☐ Yes ☒ No

b If any answer is "Yes" to 5a(1)-(5), did any of the transactions fail to qualify under the exceptions described in Regulations section 53.4945 or in a current notice regarding disaster assistance (see page 22 of the instructions)? ☐ Yes ☒ No **N/A** **5b**

Organizations relying on a current notice regarding disaster assistance check here ☐

c If the answer is "Yes" to question 5a(4), does the foundation claim exemption from the tax because it maintained expenditure responsibility for the grant? ☐ Yes ☒ No **N/A**

If "Yes," attach the statement required by Regulations section 53.4945-5(d)

6a Did the foundation, during the year, receive any funds, directly or indirectly, to pay premiums on a personal benefit contract? ☐ Yes ☒ No

b Did the foundation, during the year, pay premiums, directly or indirectly, on a personal benefit contract? ☐ Yes ☒ No **6b** **X**

If "Yes" to 6b, file Form 8870

7a At any time during the tax year, was the foundation a party to a prohibited tax shelter transaction? ☐ Yes ☒ No

b If yes, did the foundation receive any proceeds or have any net income attributable to the transaction? ☐ Yes ☒ No **N/A** **7b**

Part VIII Information About Officers, Directors, Trustees, Foundation Managers, Highly Paid Employees, and Contractors**1 List all officers, directors, trustees, foundation managers and their compensation (see page 22 of the instructions).**

(a) Name and address	(b) Title, and average hours per week devoted to position	(c) Compensation (if not paid, enter -0-)	(d) Contributions to employee benefit plans and deferred compensation	(e) Expense account, other allowances
Joyce Nussbaum 134 Donaldson Street NJ 08904	President 2.00	0	0	0
Michael Hirsh 7990 SW 117 Avenue #203 FL 33183	VP 2.00	0	0	0
Charles Hirsh 7990 SW 117 Avenue #203 FL 33183	Sec/Treas 2.00	0	0	0

2 Compensation of five highest-paid employees (other than those included on line 1—see page 23 of the instructions).

If none, enter "NONE."

(a) Name and address of each employee paid more than \$50,000	(b) Title, and average hours per week devoted to position	(c) Compensation	(d) Contributions to employee benefit plans and deferred compensation	(e) Expense account, other allowances
NONE				

Total number of other employees paid over \$50,000 ☐

Part VIII Information About Officers, Directors, Trustees, Foundation Managers, Highly Paid Employees, and Contractors (continued)**3 Five highest-paid independent contractors for professional services (see page 23 of the instructions). If none, enter "NONE."**

(a) Name and address of each person paid more than \$50,000	(b) Type of service	(c) Compensation
NONE		

Total number of others receiving over \$50,000 for professional services ▶**Part IX-A Summary of Direct Charitable Activities**

List the foundation's four largest direct charitable activities during the tax year. Include relevant statistical information such as the number of organizations and other beneficiaries served, conferences convened, research papers produced, etc.

	Expenses
1 N/A	
2	
3	
4	

Part IX-B Summary of Program-Related Investments (see page 24 of the instructions)

Describe the two largest program-related investments made by the foundation during the tax year on lines 1 and 2

	Amount
1 N/A	
2	
All other program-related investments. See page 24 of the instructions	
3	
Total. Add lines 1 through 3 ▶	

Form **990-PF** (2009)

Part X Minimum Investment Return (All domestic foundations must complete this part. Foreign foundations, see page 24 of the instructions.)

1	Fair market value of assets not used (or held for use) directly in carrying out charitable, etc., purposes		
a	Average monthly fair market value of securities	1a	142,300
b	Average of monthly cash balances	1b	21,000
c	Fair market value of all other assets (see page 24 of the instructions)	1c	0
d	Total (add lines 1a, b, and c)	1d	163,300
e	Reduction claimed for blockage or other factors reported on lines 1a and 1c (attach detailed explanation)	1e	0
2	Acquisition indebtedness applicable to line 1 assets	2	0
3	Subtract line 2 from line 1d	3	163,300
4	Cash deemed held for charitable activities. Enter 1½ % of line 3 (for greater amount, see page 25 of the instructions) See Statement 7	4	10,000
5	Net value of noncharitable-use assets. Subtract line 4 from line 3. Enter here and on Part V, line 4	5	153,300
6	Minimum investment return. Enter 5% of line 5	6	7,665

Part XI Distributable Amount (see page 25 of the instructions) (Section 4942(j)(3) and (j)(5) private operating foundations and certain foreign organizations check here ☐ and do not complete this part.)

1	Minimum investment return from Part X, line 6	1	7,665
2a	Tax on investment income for 2009 from Part VI, line 5	2a	33
b	Income tax for 2009 (This does not include the tax from Part VI.)	2b	
c	Add lines 2a and 2b	2c	33
3	Distributable amount before adjustments. Subtract line 2c from line 1	3	7,632
4	Recoveries of amounts treated as qualifying distributions	4	
5	Add lines 3 and 4	5	7,632
6	Deduction from distributable amount (see page 25 of the instructions)	6	
7	Distributable amount as adjusted. Subtract line 6 from line 5. Enter here and on Part XIII, line 1	7	7,632

Part XII Qualifying Distributions (see page 25 of the instructions)

1	Amounts paid (including administrative expenses) to accomplish charitable, etc., purposes		
a	Expenses, contributions, gifts, etc.—total from Part I, column (d), line 26	1a	9,500
b	Program-related investments—total from Part IX-B	1b	
2	Amounts paid to acquire assets used (or held for use) directly in carrying out charitable, etc., purposes	2	
3	Amounts set aside for specific charitable projects that satisfy the		
a	Suitability test (prior IRS approval required)	3a	
b	Cash distribution test (attach the required schedule)	3b	
4	Qualifying distributions. Add lines 1a through 3b. Enter here and on Part V, line 8, and Part XIII, line 4	4	9,500
5	Foundations that qualify under section 4940(e) for the reduced rate of tax on net investment income. Enter 1% of Part I, line 27b (see page 26 of the instructions)	5	33
6	Adjusted qualifying distributions. Subtract line 5 from line 4	6	9,467

Note. The amount on line 6 will be used in Part V, column (b), in subsequent years when calculating whether the foundation qualifies for the section 4940(e) reduction of tax in those years.

Part XIII Undistributed Income (see page 26 of the instructions)

	(a) Corpus	(b) Years prior to 2008	(c) 2008	(d) 2009
1 Distributable amount for 2009 from Part XI, line 7				7,632
2 Undistributed income, if any, as of the end of 2009				
a Enter amount for 2008 only				
b Total for prior years 20____, 20____, 20____				
3 Excess distributions carryover, if any, to 2009				
a From 2004	2,931			
b From 2005	2,131			
c From 2006	2,176			
d From 2007				
e From 2008	1,042			
f Total of lines 3a through e	8,280			
4 Qualifying distributions for 2009 from Part XII, line 4 ▶ \$ 9,500				
a Applied to 2008, but not more than line 2a				
b Applied to undistributed income of prior years (Election required—see page 26 of the instructions)				
c Treated as distributions out of corpus (Election required—see page 26 of the instructions)				
d Applied to 2009 distributable amount				7,632
e Remaining amount distributed out of corpus	1,868			
5 Excess distributions carryover applied to 2009 (If an amount appears in column (d), the same amount must be shown in column (a))				
6 Enter the net total of each column as indicated below:				
a Corpus Add lines 3f, 4c, and 4e Subtract line 5	10,148			
b Prior years' undistributed income Subtract line 4b from line 2b				
c Enter the amount of prior years' undistributed income for which a notice of deficiency has been issued, or on which the section 4942(a) tax has been previously assessed				
d Subtract line 6c from line 6b Taxable amount—see page 27 of the instructions				
e Undistributed income for 2008 Subtract line 4a from line 2a Taxable amount—see page 27 of the instructions				
f Undistributed income for 2009 Subtract lines 4d and 5 from line 1 This amount must be distributed in 2010				0
7 Amounts treated as distributions out of corpus to satisfy requirements imposed by section 170(b)(1)(F) or 4942(g)(3) (see page 27 of the instructions)				
8 Excess distributions carryover from 2004 not applied on line 5 or line 7 (see page 27 of the instructions)	2,931			
9 Excess distributions carryover to 2010. Subtract lines 7 and 8 from line 6a	7,217			
10 Analysis of line 9				
a Excess from 2005	2,131			
b Excess from 2006	2,176			
c Excess from 2007				
d Excess from 2008	1,042			
e Excess from 2009	1,868			

b Check box to indicate whether the foundation is a private operating foundation described in section	<input type="checkbox"/> 4942(j)(3) or	<input type="checkbox"/> 4942(j)(5)
---	--	-------------------------------------

[illegible]

Part XV **Supplementary Information (Complete this part only if the foundation had \$5,000 or more in assets at any time during the year—see page 28 of the instructions.)**

1 Information Regarding Foundation Managers.

a List any managers of the foundation who have contributed more than 2% of the total contributions received by the foundation before the close of any tax year (but only if they have contributed more than \$5,000) (See section 507(d)(2))
N/A

b List any managers of the foundation who own 10% or more of the stock of a corporation (or an equally large portion of the ownership of a partnership or other entity) of which the foundation has a 10% or greater interest
N/A

2 Information Regarding Contribution, Grant, Gift, Loan, Scholarship, etc., Programs:

Check here ☒ if the foundation only makes contributions to preselected charitable organizations and does not accept unsolicited requests for funds. If the foundation makes gifts, grants, etc. (see page 28 of the instructions) to individuals or organizations under other conditions, complete items 2a, b, c, and d.

a The name, address, and telephone number of the person to whom applications should be addressed
N/A

b The form in which applications should be submitted and information and materials they should include
N/A

c Any submission deadlines
N/A

d	Any restrictions or limitations on awards, such as by geographical areas, charitable fields, kinds of institutions, or other factors	N/A
---	--	-----

Part XV Supplementary Information (continued)**3 Grants and Contributions Paid During the Year or Approved for Future Payment**

Recipient Name and address (home or business)	If recipient is an individual, show any relationship to any foundation manager or substantial contributor	Foundation status of recipient	Purpose of grant or contribution	Amount
a Paid during the year See Statement Attached				9,500
Total			► 3a	9,500
b Approved for future payment N/A				
Total			► 3b	

Enter gross amounts unless otherwise indicated

(See worksheet in line 13 instructions on page 28 to verify calculations.)

Line No. ▼	Explain below how each activity for which income is reported in column (e) of Part XVI-A contributed importantly to the accomplishment of the foundation's exempt purposes (other than by providing funds for such purposes) (See page 29 of the instructions)

N/A

Form **990-PF** (2009)

Federal Statements

Statement 1 - Form 990-PF, Part I, Line 6a - Sale of Assets

Whom Sold	Description	Date Acquired	Date Sold	How Received		Cost	Expense	Depreciation	Net Gain / Loss
				Sale Price	Purchase				
See Schedule # 1 - NT a/ c#23-42118	Various	Various	Various	18,571 \$	18,904 \$		\$		-333
See Schedule # 2 - NT a/ c#23-42118	Various	Various	Various	47,722	55,507				-7,785
Total				\$ 66,293	\$ 74,411	\$	0 \$	0 \$	-8,118

Statement 2 - Form 990-PF, Part I, Line 18 - Taxes

Description	Total	Net Investment	Adjusted Net	Charitable Purpose
Foreign Taxes	\$ 55	55	\$ 55	\$
2008 IRS Form 990-PF	70			
Total	\$ 125	\$ 55	\$ 55	\$ 0

Statement 3 - Form 990-PF, Part I, Line 23 - Other Expenses

Description	Total	Net Investment	Adjusted Net	Charitable Purpose
Expenses				
Cash Management Expense	392	392	392	\$
Total	\$ 392	\$ 392	\$ 392	\$ 0

Federal Statements

FYE. 12/31/2009

Statement 4 - Form 990-PF, Part II, Line 10b - Corporate Stock Investments

<u>Description</u>	<u>Beginning of Year</u>	<u>End of Year</u>	<u>Basis of Valuation</u>	<u>Fair Market Value</u>
See Statements Attached:				
- Northern Trust a/c #23-42118	\$	\$		\$
	114,942	116,281	Cost	129,578
Total	\$ 114,942	\$ 116,281		\$ 129,578

Statement 5 - Form 990-PF, Part II, Line 10c - Corporate Bond Investments

<u>Description</u>	<u>Beginning of Year</u>	<u>End of Year</u>	<u>Basis of Valuation</u>	<u>Fair Market Value</u>
See Statements Attached:				
- Northern Trust a/c #23-42118	\$	\$		\$
	27,872	17,841	Cost	18,550
Total	\$ 27,872	\$ 17,841		\$ 18,550

Statement 6 - Form 990-PF, Part II, Line 13 - Other Investments

<u>Description</u>	<u>Beginning of Year</u>	<u>End of Year</u>	<u>Basis of Valuation</u>	<u>Fair Market Value</u>
See Statements Attached:				
Northern Trust a/c #23-42118	\$	\$		\$
- Real Estate Index Fund	6,800	3,343	Cost	5,239
- MFO Credit Suisse Commodities	4,505	12,536	Cost	13,993
Total	\$ 11,305	\$ 15,879		\$ 19,232

Statement 7 - Form 990-PF, Part X, Line 4 - Cash Deemed Held - Greater Amount Explanation

<u>Description</u>	<u>Amount</u>
In accordance with Reg. 53-4942(a)-2(c)(3)(iv), this Foundation is excluding from its min investment return (MIR) calculation a total of \$10,000 in cash that it deems held for charitable activities.	<u>10,000</u>
Total	<u><u>10,000</u></u>

Taxable Interest on Investments

<u>Description</u>	<u>Amount</u>	<u>Unrelated Business Code</u>	<u>Exclusion Code</u>	<u>Postal Code</u>
Northern Trust a/c #101602391	\$ 18		14	
Northern Trust a/c #23-42118	892		14	
Total	<u>\$ 910</u>			

Taxable Dividends from Securities

<u>Description</u>	<u>Amount</u>	<u>Unrelated Business Code</u>	<u>Exclusion Code</u>	<u>Postal Code</u>
Northern Trust a/c #23-42118	\$ 2,055		14	
Total	<u>\$ 2,055</u>			

Account Statement

December 1, 2008 - December 31, 2008

Account Number 23-42118
GOLDSTEIN FAMILY FOUNDATION

Portfolio Details

Equity Securities

	Description	Shares	Market Value/ Market Price	Tax Cost/ Unit Cost	Accrued	Realized Gain/(Loss)	Unrealized Income	Current Yield	% of Asset Class
Large Cap	ABBOTT LABORATORIES COMMON STOCK NO PAR (ABT)	30.00	\$1,401.10 \$53,370	\$1,420.14 \$47,338		\$180.96	\$43.20	2.7%	1.7%
	ACCENTURE LTD BERMUDA CLS A COM (ACN)	50.00	1,639.50 32,790	1,687.82 33,756		(48.32)	25.00	1.5%	1.8%
	ADOBE SYS INC COM (ADBE)	30.00	638.70 21,290	1,169.56 38,985		(530.86)			0.7%
	ARAC INC COMMON STOCK (ARL)	15.00	687.60 45,840	856.46 57,097		(168.86)	16.80	2.4%	0.7%
	AIR PRODUCTS AND CHEMICALS INC. COMMON STOCK \$1 PAR (APD)	15.00	764.05 50,270	1,396.04 93,069	6.40	(641.99)	26.40	3.5%	0.8%
	APPLE INC (AAPL)	5.00	426.75 83,350	307.23 61,446		119.52			0.9%
	BAKTER INTL INC COMMON STOCK (BAK)	25.00	1,071.80 53,990	941.11 47,056	5.20	130.69	20.80	1.9%	1.1%
	BECTON, DICKINSON AND CO. COMMON STOCK \$1 PAR (BDX)	20.00	1,367.80 68,390	1,434.39 71,720	6.60	(66.59)	26.40	1.9%	1.5%
	CATERPILLAR INC. COMMON STOCK NO PAR (CAT)	15.00	670.05 44,670	1,243.33 82,889		(573.28)	25.20	3.0%	0.7%
	CHEVRON CORP COM (CVX)	30.00	2,219.10 73,970	2,281.81 69,394		137.28	78.00	3.5%	2.4%

Continued on next page.



Page 8 of 30

YYY 00000-012 118 120 0000 H P000000

Corporate
Balance Sheet - Stock
12/31/2008
(Cost Basis)
NT acc #23-42118 (116)

Account Statement

December 1, 2008 - December 31, 2008

Account Number 23-42118
GOLDSTEIN FAMILY FOUNDATION

Portfolio Details (continued)

Equity Securities

Description	Shares	Market Value / Market Price	Yield Cost / Unit Cost	Accrued	Unrealized Gain/(Loss)	Estimated Annual Income	Current Yield	% of Assets
CISCO SYSTEMS INC COMMON STOCK (CSCO)	85.00	1,385.60 16.300	1,502.80 17.680		(117.30)			1.5%
COSTCO WHOLESALE CORP NEW COM (COST)	15.00	787.50 52.500	974.14 64.943		(186.64)	9.60	1.2%	0.2%
COVISHIELD LTD COM STK (COV)	30.00	1,087.20 36.240	1,595.28 53.174		(511.08)	19.20	1.8%	1.3%
DANAHER CORP COMMON STOCK \$0.01 PAR (DHR)	20.00	1,122.20 56.110	1,122.35 56.118	0.60	9.85	2.40	0.7%	1.2%
DISNEY WALT CO COM (DIS)	30.00	680.70 22.690	896.53 29.884	10.50	(215.83)	10.50	1.5%	0.7%
EMERSON ELECTRIC CO COM (EMR)	30.00	1,098.30 36.610	1,323.81 44.127		(225.51)	39.60	3.6%	1.2%
EXELON CORP COM (EXC)	25.00	1,370.25 54.810	1,163.95 46.518		206.30	52.50	3.8%	1.5%
EXXON MOBIL CORP COM (XOM)	35.00	2,794.05 79.830	2,189.60 62.560		604.45	56.00	2.0%	3.0%
F P L GROUP INC COMMON STOCK (FPL)	20.00	1,006.60 50.330	1,277.68 63.884		(271.08)	35.60	3.5%	1.1%
FIRST SOLAR INC COM (FSLR)	5.00	689.80 137.960	1,341.98 268.396		(652.18)			0.7%

Continued on next page

Corporate
Balance Sheet - Stock
(12/31/2008)
(Cost/FMV)

NT a/c # 23-42118 (2/6)

Account Statement

December 1, 2008 - December 31, 2008

Account Number 23-42118
GOLDSTEIN FAMILY FOUNDATION

Portfolio Details (continued)

Equity Securities

Description	Shares	Market Value/ Market Price	Per Cost/ Per Cost	Accrued	Unrealized Gain/(Loss)	Estimated Annual Income	Current Yield	% of Assets
GENERAL ELECTRIC CO (GE)	40.00	648.00 16.200	129.89 3.247	12.40	518.11	49.60	7.7%	0.7%
HEWLETT PACKARD CO COM (HPQ)	25.00	907.25 36.290	807.53 32.301	2.00	99.72	8.00	0.9%	1.0%
INTERNATIONAL BUSINESS MACHS CORP COM (IBM)	20.00	1,453.20 84.160	2,503.18 125.159		(819.98)	40.00	2.4%	1.8%
JOHNSON & JOHNSON COMMON STOCK \$1 PAR (JNJ)	35.00	2,074.05 59.530	499.89 14.283		1,594.16	64.40	3.1%	2.2%
JPMORGAN CHASE & CO COM (JPM)	45.00	1,418.85 31.530	2,103.74 46.750		(684.89)	60.40	4.8%	1.5%
KELLOGG CO. COMMON STOCK \$.50 PAR (K)	30.00	1,315.50 43.850	1,488.48 49.616		(172.98)	40.80	3.1%	1.4%
MC DONALDS CORP. COMMON STOCK NO PAR (MCD)	30.00	1,846.70 62.190	1,057.75 35.258		807.95	60.00	5.2%	2.0%
MEDCO HEALTH SOLUTIONS INC COM (MHS)	30.00	1,257.30 41.910	680.82 22.351		576.78			1.3%
MICROSOFT CORP COM (MSFT)	55.00	1,049.20 19.440	991.23 18.022		77.97	28.60	2.7%	1.1%
NATIONAL OILWELL VARCO COM STK (NOV)	10.00	244.40 24.440	351.42 35.142		(107.02)			0.3%

Continued on next page.



Corporate
Balance Sheet - Stock
12/31/2008
(Cost / FMV)
NT a/c # 23-42118 (3/6)

Account Statement

December 1, 2008 - December 31, 2008

Account Number 23-42118
GOLDSTEIN FAMILY FOUNDATION

Portfolio Details (continued)

Equity Securities

Description	Shares	Market Value/ Market Price	Tax Cost/ Unit Cost	Acquired	Realized Gain/(Loss)	Estimated Annual Income	Current Yield	% of Asset Class
PEPCO INC COM (PEP)	40.00	2,190.80 54.770	2,207.24 55.184	17.00	(16.54)	68.00	3.1%	2.3%
PG&E CORP COMMON STOCK (PCO)	30.00	1,161.30 38.710	1,284.13 42.804	11.70	(122.83)	46.80	4.0%	1.3%
PROCTER & GAMBLE CO., COMMON STOCK, NO PAR (PG)	50.00	3,091.00 61.820	2,723.24 54.465		367.74	80.00	2.6%	3.3%
SCHLUMBERGER LTD COM STK (SLB)	15.00	634.95 42.330	326.76 35.117	3.15	108.19	12.60	2.0%	0.7%
SCHWAB CHARLES CORP COMMON STOCK NEW (SCHW)	95.00	1,436.15 16.170	2,132.70 22.449		(696.55)	22.80	1.5%	1.8%
SPECTRA ENERGY CORP COM STK (SE)	60.00	944.80 15.740	1,484.55 24.743		(540.15)	60.00	6.8%	1.0%
TXU COS INC COMMON NEW (TXU)	25.00	514.25 20.570	812.07 32.483		(297.82)	11.00	2.1%	0.5%
TRANSOCEAN LTD SWITZERLAND (TRIG)	7.00	830.75 47.250	546.84 78.077		(215.79)			0.4%
UNITED TECHNOLOGIES CORP COM (UTX)	10.00	536.00 53.600	496.01 49.601		39.99	15.40	2.5%	0.6%
US BANCORP (USB)	40.00	1,000.40 25.010	1,281.87 34.547	17.00	(381.47)	68.00	6.8%	1.1%

Continued on next page.

Corporate
Balance Sheet - Stock
(Cost / FMV) 12/31/2008
NT ac # 23-42118 (416)

Account Statement

December 1, 2008 - December 31, 2008


Account Number 23-42118
GOLDSTEIN FAMILY FOUNDATION

Portfolio Details (continued)

Security Description

Description	Shares	Market Value/ Market Price	1st Cost/ 9th Cost	Accrued	Unrealized Gain/(Loss)	Estimated Annual Income	Current Yield	% of Asset Class
VERIZON COMMUNICATIONS COM (VZ)	50.00	1,495.00 33.900	740.24 14.805		954.76	92.00	6.4%	1.8%
WAL-MART STORES, INC. COMMON STOCK, \$.10 PAR (WMT)	55.00	1,962.10 54.060	2,053.79 59.537	8.31	(121.69)	83.25	1.7%	2.1%
WELLS FARGO & CO NEW COM STK (WFC)	50.00	1,474.00 29.480	1,646.36 32.927		(172.36)	68.00	4.6%	1.8%
Total Large Cap		\$83,706.10	\$84,838.37	\$101.04	(\$2,185.19)	\$1,434.85	2.7%	64.3%
Mid Cap								
ITT CORP INC COM (ITT)	20.00	\$919.80 \$45.990	\$884.90 \$44.245	\$3.50	\$34.90	\$14.00	1.5%	1.0%
JACOBS ENG' GROUP INC COM (JEC)	20.00	962.00 48.100	1,230.13 61.507		(268.13)			1.0%
MFS NORTHERN MULTI-MANAGER MID CAP FUND (MFMCCX)	844.68	5,684.67 6.730	8,463.74 10.020		(2,779.06)	14.34	0.3%	6.1%
MICROCHIP TECHNOLOGY INC COM (MCHP)	25.00	488.25 19.530	853.72 34.149		(365.47)	33.90	6.9%	0.5%
ROCKWELL COLLINS INC COM (COL)	10.00	390.90 39.090	607.23 60.723		(216.33)	9.60	2.6%	0.4%
SIGMA-ALDRICH CORP. COMMON STOCK, \$1 PAR (SIAL)	15.00	633.60 42.240	785.58 52.372		(151.98)	7.80	1.3%	0.7%

Continued on next page



Corporate
Balance Sheet - Stock
(Cost / FMV) 12/31/2008
W = C # 23-42118 (516)

Account Statement

December 1, 2008 - December 31, 2008

Account Number 23-42118
GOLDSTEIN FAMILY FOUNDATION

Portfolio Details (continued)

Equity Securities

	Description	Shares	Market Value/ Market Price	Tax Cost/ Unit Cost	Accrual	Unrealized Gain/(Loss)	Estimated Annual Income	Current Yield	% of Asset Class
	WATERS CORP COM (WAT)	15.00	549.75 36.650	532.49 35.499		(282.74)			0.6%
	Total Mid Cap		\$9,438.91	\$13,737.79	\$3.60	(\$4,108.88)	\$79.64	0.8%	18.3%
Small Cap	MFS NORTHERN MULTI-MANAGER SMALL CAP FUND (NMMSX)	548.75	\$3,473.58 \$6.330	\$3,457.67 \$9.946		(\$1,984.09)			3.7%
	Total Small Cap		\$3,473.58	\$3,457.67		(\$1,984.09)			3.7%
International Developed	MFS NORTHERN MULTI-MANAGER INTL EQUITY FUND (NMIMX)	2,052.79	\$21,339.00 \$6.990	\$34,841.39 \$11.420		(\$13,522.39)	\$317.49	1.5%	22.8%
	RESEARCH IN MOTION LTD COM (RIMM)	5.00	203.90 40.580	578.86 119.772		(\$95.96)			0.3%
	SUNCOR INC COM STK NPV (SU)	10.00	195.00 19.500	457.98 45.798	0.35	(262.98)	1.98	1.0%	0.2%
	Total International Developed		\$21,734.90	\$36,918.32	\$0.36	(\$14,181.33)	\$319.47	1.5%	23.3%
International Emerging	MFS NORTHERN FDS MULTI-MANAGER EMERGING MKTS EQUITY FD (NMMEK)	500.00	\$6,030.00 \$12.060	\$5,000.00 \$10.000		\$1,030.00			6.4%
	Total International Emerging		\$6,030.00	\$5,000.00		\$1,030.00			6.4%
Total Equity Securities			\$93,873.87	\$114,941.98	\$104.91	(\$21,069.41)	\$1,833.98	1.9%	100.0%

Cost - Line
106.

Continued on next page.

12/31/2008 Cost Basis -
Corporate Stock

Corporate

Balance Sheet - Stock
(Cost/FMV) 12/31/2008

UTALC # 23-42118

(6/6)

Account Statement

December 1, 2008 - December 31, 2008

Account Number 23-42118
GOLDSTEIN FAMILY FOUNDATION

Portfolio Details (continued)

Fixed Income Securities

Description	Par Value/ Ending	Market Value/ Market Price	Tax Cost/ Basis Cost	Accrued	Unrealized Gain/(Loss)	Estimated Annual Income	Current Yield/ Yield to Maturity	% of Asset Class
Corporate/ Government								
Funds MPF NORTHERN FDS FIXED INCOME FD (NORF)	1,777.28	\$17,470.66 \$9.830	\$17,452.28 \$9.820		\$18.38	\$611.32	3.6% 0.0%	62.5%
MPF NORTHERN HIGH YIELD FIXED INCOME FUND (NHFX)	200.99	1,151.67 5.730	1,618.00 8.050		(466.33)	113.96	9.9% 0.0%	4.1%
MPF NORTHERN SHORT INTERMEDIATE US GOV'L GOV'T D (NSMX)	646.78	6,849.40 10.590	6,451.87 9.975		397.53	129.36	1.9% 0.0%	24.5%
MFC SHARES TR BARCLAYS TIPS BD FD (TTP)	25.00	2,481.00 99.240	2,349.81 93.992		131.19	156.38	6.3% 0.0%	8.9%
Total Corporate/ Government		\$27,952.73	\$27,871.94		\$80.77	\$1,011.06	3.4%	100.0%
Total Fixed Income Securities		\$27,952.73	\$27,871.94		\$80.77	\$1,011.06	3.4%	100.0%

Cost line
10c

Continued on next page.

Balance Sheet - Corporate Bonds
12/31/2008
(Cost/FMV)
NT a/c #23-42118 (11)

Account Statement

December 1, 2008 - December 31, 2008

Account Number 23-42118
GOLDSTEIN FAMILY FOUNDATION

Portfolio Details (continued)

Real Estate

Description	Shares	Market Value/ Market Price	Tax Cost/ Unit Cost	Accrued	Unrealized Gain/(Loss)	Estimated Annual Income	Current Yield	% of Asset Class
Direct Real Estate								
MFS NORTHERN FDS MULTI-MANAGE GLOBAL REAL ESTATE FD (NMAMGX)	679.82	\$8,633.71	\$6,800.26 \$10.003		\$1,833.45	\$43.51	0.5%	100.0%
Total Direct Real Estate		\$8,633.71	\$6,800.26		\$1,833.45	\$43.51	0.5%	100.0%
Total Real Estate		\$8,633.71 (1)	\$6,800.26 (2)		\$1,833.45	\$43.51	0.5%	100.0%

Commodities

Description	Units	Market Value/ Market Price	Tax Cost/ Unit Cost	Accrued	Unrealized Gain/(Loss)	Estimated Annual Income	Current Yield	% of Asset Class
Commodities								
FUND MFO CREDIT SURGE COMMODITY-RETURN PLUS STRATEGY FD COM CL (CRSOX)	436.92	\$3,320.57 \$7.600	\$4,504.72 \$10.310		(\$1,184.13)	\$132.82	4.0%	100.0%
Total Commodities		\$3,320.57	\$4,504.72		(\$1,184.13)	\$132.82	4.0%	100.0%
Total Commodities		\$3,320.57 (1)	\$4,504.72 (2)		(\$1,184.13)	\$132.82	4.0%	100.0%

Continued on next page.

Balance Sheet - ^①After
(Cost/FMV) 12/31/2008
NT a/c # 23-42118
(111)



Account Statement

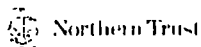
January 1, 2009 - December 31, 2009

Account Number 23-42118
GOLDSTEIN FAMILY FOUNDATION

Portfolio Details

	Market Price	Shares	Market Value	Cost	Unrealized Gain/(Loss)	Accrual	Estimated Annual Income	Yield	% of Assets
Equity Securities - Large Cap									
ABBOTT LABORATORIES COMMON STOCK NO PAR (ABT)	\$53.990	20.00	\$1,079.80	\$917.80	\$162.00		\$32.00	3.0%	0.8%
ADOBE SYS INC COM (ADBE)	36.780	30.00	1,103.40	1,169.56	(66.16)				0.9%
AIR PRODUCTS AND CHEMICALS INC. COMMON STOCK \$1 PAR (APD)	81.060	15.00	1,215.90	1,396.04	(180.14)	6.75	27.00	2.2%	0.9%
AMAZON COM INC COM (AMZN)	134.520	10.00	1,345.20	774.10	571.10				1.0%
APPLE INC (AAPL)	210.860	10.00	2,108.60	975.04	1,133.56				1.6%
BAXTER INTE INC COMMON STOCK (BAX)	58.680	0.00	0.00		0.00	5.80			
CHEVRON CORP COM (CVX)	76.990	20.00	1,539.80	1,389.32	150.48		54.40	3.5%	1.2%
CISCO SYSTEMS INC COMMON STOCK (CSCO)	23.940	85.00	2,034.90	1,502.80	532.10				1.6%
COSTCO WHOLESALE (ORP NEW COM (COST))	59.170	15.00	887.55	974.14	(86.59)		10.80	1.2%	0.7%
CVS CAREMARK CORP COM STK (CVS)	32.210	15.00	483.15	522.76	(39.61)		4.58	0.9%	0.4%
DANAHER CORP COMMON STOCK \$.01 PAR (DHR)	75.200	20.00	1,504.00	1,122.35	381.65	0.80	3.20	0.2%	1.2%
EMERSON ELECTRIC CO COM (FMR)	42.600	25.00	1,065.00	1,103.17	(38.17)		33.50	3.1%	0.8%
EXXON MOBILE CORP COM (XOM)	68.190	30.00	2,045.70	1,876.80	168.90		50.40	2.5%	1.6%
I P L GROUP INC. COMMON STOCK (IPL)	52.820	15.00	792.30	958.26	(165.96)		28.35	3.6%	0.6%
FEDEX CORP COM (FDX)	83.450	5.00	417.25	449.78	(32.53)	0.55	2.20	0.5%	0.3%

Continued on next page



Balance Sheet -
Corporate Stock
(Cost / FMV)
NT a/c #23-42118

(115)

Account Statement

January 1, 2009 - December 31, 2009

Account Number 23-42118
GOLDSTEIN FAMILY FOUNDATION

Portfolio Details (continued)

	Market Price	Shares	Market Value	Cost	Unrealized Gain/(Loss)	Accrued	Estimated Annual Income	Yield	% of Assets
GENERAL ELECTRIC CO (GE)	15.130	40.00	605.20	129.89	475.31	4.00	16.00	2.6%	0.5%
GOLDMAN SACHS GROUP INC COM (GS)	168.840	10.00	1,688.40	1,059.68	628.72		14.00	0.8%	1.3%
GOOGLE INC CL A CL A (GOOG)	619.980	5.00	3,099.90	2,043.82	1,056.08				2.4%
HEWLETT PACKARD CO COM (HPQ)	51.510	30.00	1,545.30	999.13	546.17	2.40	9.60	0.6%	1.2%
INTERNATIONAL BUSINESS MACHS CORP COM (IBM)	130.900	15.00	1,963.50	1,889.43	74.07		33.00	1.7%	1.5%
JOHNSON & JOHNSON COMMON STOCK \$1 PAR (JNJ)	64.410	20.00	1,288.20	105.66	1,182.54		39.20	3.0%	1.0%
JOHNSON CONTROLS INC COMMON STOCK \$2.50 PAR (JCI)	27.240	35.00	953.40	931.83	21.57	4.55	18.20	1.9%	0.7%
JPMORGAN CHASE & CO COM (JPM)	41.670	60.00	2,500.20	2,531.60	(31.40)		12.00	0.5%	1.9%
KELLOGG CO COMMON STOCK \$.50 PAR (K)	53.200	25.00	1,330.00	1,240.24	89.76		37.50	2.8%	1.0%
KOHL'S CORP COMMON STOCK (KSS)	53.930	10.00	539.30	375.72	163.58				0.4%
MCKESSON CORP (MCK)	62.500	20.00	1,250.00	1,222.83	27.17		9.60	0.8%	1.0%
MEDCO HEALTH SOLUTIONS INC COM (MHS)	63.910	25.00	1,597.75	733.77	863.98				1.2%
MICROSOFT CORP COM (MSFT)	30.490	55.00	1,676.95	991.23	685.72		28.60	1.7%	1.3%
MOSAIK CO COM (MOS)	59.730	10.00	597.30	563.54	33.76		2.00	0.3%	0.5%
NATIONAL OILWELL VARCO COM STE (NOV)	44.090	15.00	661.35	515.31	146.04				0.5%
NIKE INC CL B CL B (NKE)	66.070	10.00	660.70	638.20	22.50		10.80	1.6%	0.5%
NOBLE ENERGY INC COM (NEU)	71.220	10.00	712.20	592.75	119.45		7.20	1.0%	0.5%

Continued on next page

Balance Sheet -
Corporate Stock
(Cost (FMV))
WTail = 23-42118

(2/5)



Account Statement

January 1, 2009 - December 31, 2009

Account Number 23-42118
GOLDSTEIN FAMILY FOUNDATION

Portfolio Details (continued)

	Market Price	Shares	Market Value	Cost	Unrealized Gain/(Loss)	Accrual	Estimated Annual Income	Yield	% of Assets
PEPSICO INC COM (PEP)	60.800	25.00	1,520.00	1,351.00	169.00	11.25	45.00	3.0%	1.2%
PG & F CORP COMMON STOCK (PG)	44.650	25.00	1,116.25	1,036.61	79.64	10.50	42.00	3.8%	0.9%
PROCTER & GAMBLE CO., COMMON STOCK, NO PAR (PG)	60.630	15.00	909.45	801.30	108.15		26.40	2.9%	0.7%
QUALCOMM INC COM (QCOM)	46.260	15.00	693.90	682.93	10.97		10.20	1.5%	0.5%
SCHLUMBERGER LTD COM STK (SLB)	65.090	0.00	0.00		0.00	3.15			
SCHWAB CHARLES CORP COMMON STOCK NEW (SCHW)	18.820	55.00	1,035.10	1,221.01	(185.91)		13.20	1.3%	0.8%
SPECTRA ENERGY CORP COM STK (SE)	20.510	60.00	1,230.60	1,484.55	(253.95)		60.00	4.9%	0.9%
TEX COS INC COMMON NEW (TX)	36.550	25.00	913.75	812.07	101.68		12.00	1.3%	0.7%
TRANSOCEAN LTD (RIG)	82.800	7.00	579.60	546.54	33.06				0.4%
TRAVELERS COS INC COM STK (TRV)	49.860	25.00	1,246.50	1,337.55	(91.05)		33.00	2.6%	1.0%
UNITED TECHNOLOGIES CORP COM (UTX)	69.410	10.00	694.10	496.01	198.09		15.40	2.2%	0.5%
UNITEDHEALTH GROUP INC COM (UNH)	30.480	30.00	914.40	936.68	(22.28)		0.90	0.1%	0.7%
US BANCORP (USB)	22.510	40.00	900.40	1,381.87	(481.47)	2.00	8.00	0.9%	0.7%
VERIZON COMMUNICATIONS COM (VZ)	33.130	30.00	993.90	191.36	802.54		57.00	5.7%	0.8%
WAL-MART STORES, INC., COMMON STOCK, \$ 10 PAR (WMT)	53.450	35.00	1,870.75	2,083.79	(213.04)	9.53	38.15	2.0%	1.4%
WALT DISNEY CO (DIS)	32.250	30.00	967.50	896.53	70.97	10.50	10.50	1.1%	0.7%
WELLS FARGO & CO NEW COM STK (WFC)	26.990	45.00	1,214.55	1,204.05	10.50		9.00	0.7%	0.9%

Continued on next page



Northern Trust

Balance Sheet -
Corporate Stock
(Cost Basis)

(3/5)

NT a/c # 23-42118

Account Statement

January 1, 2009 - December 31, 2009

Account Number 23-42118
GOLDSTEIN FAMILY FOUNDATION

Portfolio Details (continued)

	Market Price	Shares	Market Value	Cost	Unrealized Gain/(Loss)	Accrual	Estimated Annual Income	Yield	% of Assets
Total Large Cap			\$57,092.95	\$48,160.40	\$8,932.55	\$71.78	\$844.88	1.5%	64.1%
Equity Securities - Mid Cap									
ALTERA CORP COM (AETR)	\$22.630	25.00	\$565.75	\$437.40	\$128.35		\$5.00	0.9%	0.4%
CUMMINS INC (CMI)	45.860	20.00	917.20	899.90	17.30		14.00	1.5%	0.7%
III CORP INC COM (III)	49.740	20.00	994.80	884.90	109.90	4.25	17.00	1.7%	0.8%
MFB NORTHERN MULTI-MANAGER MID CAP FUND (NMMCX)	9.380	553.26	5,189.57	4,435.03	754.54		11.62	0.2%	4.0%
SIGMA-ALDRICH CORP. COMMON STOCK, \$1 PAR (SIAL)	50.530	15.00	757.95	785.58	(27.63)		8.70	1.1%	0.6%
Total Mid Cap			\$8,425.27	\$7,442.81	\$982.46	\$4.25	\$54.32	0.7%	4.5%
Equity Securities - Small Cap									
MFB NORTHERN MULTI-MANAGER SMALL CAP FUND (NMMSX)	\$8.260	621.56	\$5,134.08	\$5,377.19	(\$243.11)				4.0%
Total Small Cap			\$5,134.08	\$5,377.19	(\$243.11)				4.0%
Equity Securities - International Developed									
BHP BILLITON LTD SPONSORED ADR (BHP)	\$76.580	10.00	\$765.80	\$498.16	\$267.64		\$16.40	2.1%	0.6%
Total Australia - USD			\$765.80	\$498.16	\$267.64		\$16.40	2.1%	0.6%
SUNCOR ENERGY INC NEW COM STR (SU)	35.310	15.00	529.65	523.83	5.82		5.70	1.1%	0.4%
Total Canada - USD			\$529.65	\$523.83	\$5.82		\$5.70	1.1%	0.4%

Continued on next page.

Balance Sheet -
Corporate Stock
(Cost/FMV)
NT acc # 23-42118

(415)



Account Statement

January 1, 2009 - December 31, 2009

Account Number 23-42118
GOLDSTEIN FAMILY FOUNDATION

Portfolio Details (continued)

	Market Price	Shares	Market Value	Cost	Unrealized Gain/(Loss)	Accrual	Estimated Annual Income	Yield	% of Assets
MFB NORTHERN MULTI-MANAGER INTL EQUITY FUND (NMUEX)	8.930	4,173.11	\$37,265.87	\$40,754.27	(\$3,488.40)		\$204.48	0.5%	28.8%
Total International Region - USD			\$37,265.87	\$40,754.27	(\$3,488.40)		\$204.48	0.6%	28.8%
COVIDIEN PLC USD0.20 (COV)	47.890	10.00	\$478.90	\$32.76	(\$53.86)		\$7.20	1.5%	0.4%
Total Ireland - USD			\$478.90	\$632.76	(\$53.86)		\$7.20	1.5%	0.4%
ABB LTD SPONSORED ADR (ABB)	19.100	30.00	\$573.00	\$639.44	(\$66.44)		\$12.93	2.3%	0.4%
Total Switzerland - USD			\$573.00	\$639.44	(\$66.44)		\$12.93	2.3%	0.4%
Total International Developed			\$37,613.22	\$42,948.44	(\$3,335.24)		\$244.71	0.6%	30.6%
Equity Securities - International Emerging									
MFB NORTHERN FDS MULTI-MANAGER EMERGING MKTS EQUITY FD (NMMEX)	\$20.370	879.12	\$17,907.67	\$11,287.27	\$6,620.40		\$76.48	0.4%	13.8%
Total Emerging Markets Region - USD			\$17,907.67	\$11,287.27	\$6,620.40		\$76.48	0.4%	13.8%
TEVA PHARMACEUTICAL INDS (TEVA)	\$6.180	25.00	\$1,404.50	\$1,064.91	\$339.59		\$9.46	0.7%	1.1%
Total Israel - USD			\$1,404.50	\$1,064.91	\$339.59		\$9.46	0.7%	1.1%
Total International Emerging			\$19,312.17	\$12,352.18	\$6,959.99		\$85.94	0.4%	14.9%
Total Equity Securities			\$129,577.69	\$116,281.04	\$13,296.65	\$76.03	\$1,253.85	1.0%	100.0%

FMV Cost

Continued on next page

Balance Sheet -
Corporate Stock
(Cost / FMV)
NT acc # 23-42118 (5/5)

Account Statement

January 1, 2009 - December 31, 2009

Account Number 23-42118
GOLDSTEIN FAMILY FOUNDATION

Portfolio Details (continued)

	Market Price	Par Value/ Rating	Market Value	Cost	Unrealized Gain/(Loss)	Accrual	Estimated Annual Income	Yield/ YTM	% of Assets
Fixed Income Securities - Corporate/ Government									
Funds:									
MFB NORTHERN FUNDS FIXED INCOME FUND (NOFXX)	\$10.140	819.91	\$8,313.88	\$7,879.70	\$434.18		\$291.07	3.5%	44.8%
MFB NORTHERN FUNDS MULTI-MANAGER HIGH YIELD OPPORTUNITY FUND (NMHTX)	10.230	837.65	8,569.16	8,342.79	226.37		443.12	5.2%	46.2%
MFB NORTHERN SHORT INTERMEDIATE US GOVT GOVTD (NSILX)	10.300	161.80	1,666.54	1,618.31	48.23		17.31	1.0%	9.0%
Total Corporate/ Government			\$18,549.58	\$17,840.80	\$708.78		\$751.50	4.1%	100.0%
Total Fixed Income Securities			\$18,549.58	\$17,840.80	\$708.78		\$751.50	4.1%	100.0%

FMU, Cost

Balance Sheet -
Corporate Bonds
(Cost/FMU)
WT a/c # 23-42118

Account Statement

January 1, 2009 - December 31, 2009

Account Number 23-42118
GOLDSTEIN FAMILY FOUNDATION

Portfolio Details (continued)

	Market Price	Par Value/ Rating	Market Value	Cost	Unrealized Gain/(Loss)	Accrual	Estimated Annual Income	Yield/YTM	% of Assets
Fixed Income Securities - Corporate/ Government									
Funds									
MFB NORTHERN FUNDS FIXED INCOME FD (NOFDO)	\$10.140	819.91	\$8,313.88	\$7,879.70	\$434.18		\$291.07	3.5%	44.8%
MFB NORTHERN FUNDS MULTI-MANAGER HIGH YIELD OPPORTUNITY FUND (NMHYX)	10.230	837.65	8,569.16	8,342.79	226.37		443.12	5.2%	46.2%
MFB NORTHERN SHORT INTERMEDIATE US GOVT GOVLD (NSTLX)	10.300	161.80	1,666.54	1,618.31	48.23		17.31	1.0%	9.0%
Total Corporate/ Government			\$18,549.58	\$17,840.80	\$708.78		\$751.50	4.1%	100.0%
Total Fixed Income Securities			\$18,549.58	\$17,840.80	\$708.78		\$751.50	4.1%	100.0%

	Market Price	Shares	Market Value	Cost	Unrealized Gain/(Loss)	Accrual	Estimated Annual Income	Yield	% of Assets
Real Estate - Direct Real Estate									
MFB NORTHERN FDS MULTI-MANAGER GLOBAL REAL ESTATE FD (NMAMGX)		316.16	\$5,238.77	\$3,343.28	\$1,895.49		\$66.39	1.3%	100.0%
Total Global Region - USD			\$5,238.77	\$3,343.28	\$1,895.49		\$66.39	1.3%	100.0%
Total Direct Real Estate			\$5,238.77	\$3,343.28	\$1,895.49		\$66.39	1.3%	100.0%
Total Real Estate			\$5,238.77	\$3,343.28	\$1,895.49		\$66.39	1.3%	100.0%

(1)

(2)

Continued on next page

Balance Sheet -

Other Investments
(cost/5m)

(1/2)

WT alc # 23-42118



Account Statement

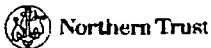
January 1, 2009 - December 31, 2009

Account Number 23-42118
GOLDSTEIN FAMILY FOUNDATION

Portfolio Details (continued)

	Market Price	Units	Market Value	Cost	Unrealized Gain/(Loss)	Accrued	Estimated Annual Income	Yield	% of Assets
Commodities - Commodities									
MFC SPDR GOLD TR GOLD SHS (GLD)	\$107.310	15.00	\$1,609.65	\$1,376.30	\$233.35				11.5%
Funds									
MFO CREDIT SUISSE COMMODITY-RETURN PLUS STRATEGY FD COM CL (CRSOX)	8.590	699.71	6,010.50	6,029.92	(19.42)		\$4.99	0.6%	43.0%
MFO PIMCO FDS PAC INV1 MGMT SER COMMODITY REALRETURN STRATEGY FD INST1 (PCRDD)	8.280	769.72	6,373.28	5,129.34	1,243.94		\$81.78	6.0%	45.5%
Total Commodities			\$13,993.43	\$12,535.56	\$1,457.87		\$416.77	3.0%	100.0%
Total Commodities			\$13,993.43	\$12,535.56	\$1,457.87		\$416.77	3.0%	100.0%
	Market Price		Market Value	Cost	Unrealized Gain/(Loss)	Accrued	Estimated Annual Income	Yield/TM	% of Assets
Cash and Short Term Investments - Cash									
Available cash balances are invested daily in MFB NORTHERN FUNDS MONEY MKT FUND MONEY MARKET FUND									
PRINCIPAL CASH	\$1,000	6,684.03	\$6,684.03	\$6,684.03	\$0.00				
INCOME CASH	1,000	163.48	163.48	163.48	0.00				
Total Cash			\$6,847.51	\$6,847.51	\$0.00		\$0.68	0.0%	
Total Cash and Short Term Investments			\$6,847.51	\$6,847.51	\$0.00		\$0.68	0.0%	

Continued on next page



Page 14 of 73

\$19,232 \$15,979

YYN 000070-002 25 54 2488 R PSAQ32M

Balance Sheet -
after Investment
(Cost (FMV))
UT a/c # 23-42118

(212)

2009 Tax Information Statement

Page 7 of 23

Payer's Name and Address
NORTHERN TRUST, NA
P O. BOX 803878
CHICAGO IL 60680

Account Number
Recipient's Tax ID number
Payer's Federal ID number
Questions?

23-42118
XX-XXX7349
57-6141618
(305)529-7739

☐ Corrected

☐ 2nd TIN notice

Recipient's Name and Address
THE MAX MINSKY & FLORENCE
MINSKY
7990 SW 117TH AVE. STE 203
MIAMI FL 33183-4866

2009 Form 1099-B: Proceeds from Broker and Barter Exchange Transactions

OMB No 1545-0715

Reported to the IRS are Gross Proceeds less commissions and option premiums.

Number of shares (Box 5)	CUSIP (Box 1b)	Description (Box 7)	Date Acquired	Date of Sale (Box 1a)	Stocks Bonds, etc (Box 2)	Cost or other Basis	Net Gain or Loss	Federal Income Tax Withheld (Box 4)
Short Term Sales Reported on 1099-B								
5 0000	760975102	RESEARCH IN MOTION LTD	04/25/2008	01/14/2009	226 34	598 88	-372 52	0 00
15 0000	149123101	CATERPILLAR INC	05/28/2008	01/27/2009	492 28	1 243 33	-751 05	0 00
5 0000	302571104	FPL GROUP INC	07/28/2008	02/03/2009	255 60	319 42	-63 82	0 00
191 0800	665162475	MFB NORTHN FDS MULTI-MANAGER GLOBAL REALESTATE FD	VARIOUS	02/03/2009	2,077.00	1,912 84	164 16	0 00
85 2800	665162483	MFB NORTHN FDS MULTI-MANAGER EMERGING MKTS EQTY FD	11/19/2008	02/03/2009	854.00	852 60	101 40	0 00
10 0000	808513105	CHARLES SCHWAB CORP NEW	09/04/2008	02/03/2009	126 00	237 33	-111.33	0.00
214 1000	665162475	MFB NORTHN FDS MULTI-MANAGER GLOBAL REALESTATE FD	11/19/2008	03/13/2009	2,019 00	2,141 01	-122 01	0 00
15 0000	G2552X108	#REORG/COVIDEN LTD PLAN OF REORG TO COVIDEN PLC SEC # 2052566 EFF 6/4/09	09/30/2008	04/02/2009	498 11	799 14	-301 03	0 00
129 8200	665162699	MFB NORTHN HI YIELD FXD INC FD	02/03/2009	06/22/2009	821 75	781 51	40 24	0.00
30 0000	484287176	MFC ISHARES TR BARCLAYS TIPS BD FD PROTECTED SECS FD	VARIOUS	08/17/2009	3,018 53	2,850 97	167 56	0 00
5 0000	30161N101	EXELON CORP	10/06/2008	09/02/2009	245 03	283 35	-38 32	0 00
20 0000	G1151C101	ACCENTURE PLC SHS CL A NEW	09/30/2008	09/02/2009	669 20	745 97	-76 77	0.00
693 6300	665162699	MFB NORTHN HI YIELD FXD INC FD	VARIOUS	09/23/2009	4,723 57	4,152.86	570 61	0 00

This is important tax information and is being furnished to the Internal Revenue Service. If you are required to file a return, a negligence penalty or other sanction may be imposed on you if this income is taxable and the IRS determines that it has not been reported.

Schedule # 1

STC G (L)

NT alc # 23-42118

C1(2)

2009 Tax Information Statement

Page 8 of 23

Payer's Name and Address
NORTHERN TRUST, NA
P O BOX 803878
CHICAGO, IL 60680

Account Number
Recipient's Tax ID number
Payer's Federal ID number
Questions?

23-42118
XX-XXX7349
57-6141618
(305)628-7739

☐ Corrected

☐ 2nd TIN notice

Recipient's Name and Address
THE MAX MINSKY & FLORENCE
MINSKY
7990 SW 117TH AVE STE 203
MIAMI FL 33183-4866

Number of shares (Box 5)	CUSIP (Box 1b)	Description (Box 7)	Date Acquired	Date of Sale (Box 1a)	Stocks Bonds, etc. (Box 2)	Cost or other Basis	Net Gain or Loss	Federal Income Tax Withheld (Box 4)
5 0000	021441100	ALTERA CORP	03/20/2009	10/01/2009	100.45	87.48	12.97	0.00
5 0000	126650100	CVS CORP	08/13/2009	10/01/2009	179.45	174.28	5.19	0.00
5 0000	231021106	CUMMINS ENGINE INC	09/02/2009	10/01/2009	217.73	224.97	-7.24	0.00
5 0000	237194105	DARDEN RESTAURANTS INC	02/10/2009	10/01/2009	186.77	139.06	27.71	0.00
5 0000	478366107	JOHNSON CONTROLS INC	09/10/2009	10/01/2009	124.52	133.12	-8.60	0.00
5 0000	500255104	KOHL'S CORP	01/27/2009	10/01/2009	277.96	187.86	90.10	0.00
5 0000	747525103	QUALCOMM INC	09/02/2009	10/01/2009	214.30	227.84	-13.34	0.00
15 0000	237194105	DARDEN RESTAURANTS INC	02/10/2009	11/09/2009	491.33	417.16	74.17	0.00
5 0000	023135106	AMAZON COM INC	05/27/2009	12/08/2009	672.00	393.07	278.93	0.00
Total Short Term Sales Reported on 1099-B					18,570.92	18,903.91	-332.99	0.00
Long Term Sales Reported on 1099-B								
10 0000	30161N101	EXELON CORP	03/02/2005	01/14/2009	515.78	450.30	65.48	0.00
204 2100	22544R305	MFO CREDIT SUISSE COMMODITY-RETURN PLUS STRATEGY FD COM CL	VARIOUS	02/03/2009	1,456.00	2,107.80	-651.80	0.00
258 9900	885162756	MFB NORTHN SHORT INTERMEDIATE US GOVT	10/02/2007	02/03/2009	2,722.00	2,582.15	139.85	0.00
657 5700	685162806	MFB NORTHERN FDS FIXED INCOME FD	03/02/2005	02/03/2009	6,395.00	6,608.54	-223.54	0.00
5 0000	713448108	PEPSICO INC	05/19/2005	02/03/2009	250.80	283.08	-42.28	0.00
10 0000	742718109	PROCTER & GAMBLE CO	10/13/2005	02/03/2009	528.90	560.33	-31.43	0.00

This is important tax information and is being furnished to the Internal Revenue Service. If you are required to file a return, a negligence penalty or other sanction may be imposed on you if this income is taxable and the IRS determines that it has not been reported.

Schedule # 1

STCG (L)

WT a/c # 23-42118

(2/2)

2009 Tax Information Statement

Page 8 of 23

Payer's Name and Address
NORTHERN TRUST, NA
P O BOX 803876
CHICAGO, IL 60680

Account Number:
Recipient's Tax ID number
Payer's Federal ID number
Questions?

☐ Corrected

23-42118
XX-XXX7349
57-6141618
(306)528-7738

☐ 2nd TIN notice

Recipient's Name and Address
THE MAX MINSKY & FLORENCE
MINSKY
7990 SW 117TH AVE STE 203
MIAMI FL 33183-4865

Number of shares (Box 5)	CUSIP (Box 1b)	Description (Box 7)	Date Acquired	Date of Sale (Box 1a)	Stocks Bonds, etc (Box 2)	Cost or other Basis	Net Gain or Loss	Federal Income Tax Withheld (Box 4)
5.0000	021441100	ALTERA CORP	03/20/2009	10/01/2009	100.45	87.48	12.97	0.00
5.0000	126650100	CVS CORP	08/13/2009	10/01/2009	178.45	174.26	5.19	0.00
5.0000	231021106	CUMMINS ENGINE INC	09/02/2009	10/01/2009	217.73	224.87	-7.24	0.00
5.0000	237194105	DARDEN RESTAURANTS INC	02/10/2009	10/01/2009	186.77	139.06	27.71	0.00
5.0000	478366107	JOHNSON CONTROLS INC	09/10/2009	10/01/2009	124.52	133.12	-8.60	0.00
5.0000	500255104	KOHL'S CORP	01/27/2009	10/01/2009	277.86	187.86	90.10	0.00
5.0000	747625103	QUALCOMM INC	09/02/2009	10/01/2009	214.30	227.64	-13.34	0.00
15.0000	237194105	DARDEN RESTAURANTS INC	02/10/2009	11/08/2009	481.33	417.16	74.17	0.00
5.0000	023135106	AMAZON COM INC	05/27/2009	12/08/2009	672.00	393.07	278.93	0.00
Total Short Term Sales Reported on 1099-B					18,570.82	18,803.91	-332.99	0.00

Long Term 15% Sales Reported on 1099-B

10.0000	30181NT01	EXELON CORP	03/02/2005	01/14/2009	515.78	450.30	65.48	0.00
204.2100	22544R305	MFO CREDIT SUISSE COMMODITY-RETURN PLUS STRATEGY FD COM CL	VARIOUS	02/03/2009	1,456.00	2,107.80	-651.80	0.00
258.9800	685162756	MFB NORTHERN SHORT INTERMEDIATE US GOVT	10/02/2007	02/03/2009	2,722.00	2,882.15	139.85	0.00
657.5700	685162806	MFB NORTHERN FDS FIXED INCOME FD	03/02/2005	02/03/2009	6,385.00	6,608.54	-223.54	0.00
5.0000	713448108	PEPSICO INC	05/19/2006	02/03/2009	250.80	293.05	-42.28	0.00
10.0000	742718108	PROCTER & GAMBLE CO	10/13/2005	02/03/2009	528.80	560.33	-31.43	0.00

This is important tax information and is being furnished to the Internal Revenue Service. If you are required to file a return, a negligence penalty or other sanction may be imposed on you if this income is taxable and the IRS determines that it has not been reported.

Schedule #2
LTCG(L)
NT a/c #23-42118

(115)

2009 Tax Information Statement

Page 9 of 23

Payer's Name and Address
NORTHERN TRUST, NA
P.O. BOX 803878
CHICAGO, IL 60680

Account Number
Recipient's Tax ID number
Payer's Federal ID number
Questions?

23-42118
XX-XXX7349
67-6141618
(306)529-7739

☐ Corrected

☐ 2nd TIN notice

Recipient's Name and Address
THE MAX MINSKY & FLORENCE
MINSKY
7990 SW 117TH AVE. STE. 203
MIAMI FL 33183-4885

Number of shares	CUSIP	Description	Date Acquired	Date of Sale	Stocks Bonds, etc.	Cost or other Basis	Net Gain or Loss	Federal Income Tax Withheld
(Box 5)	(Box 1b)	(Box 7)		(Box 1a)	(Box 2)			(Box 4)
10 0000	949746101	WELLS FARGO & CO NEW	08/21/2006	02/03/2009	195.20	351.50	-156.30	0.00
10 0000	580135101	MCDONALDS CORP	05/05/2006	02/10/2009	574.65	352.58	222.07	0.00
12 0000	941848103	WATERS CORP	03/02/2007	02/10/2009	477.80	865.98	-188.19	0.00
3 0000	941848103	WATERS CORP	03/02/2007	02/11/2009	117.00	166.50	-49.50	0.00
106 0900	665162558	MFB NORTHN MULTI-MANAGER INTL EQTY FD FD	VARIOUS	03/13/2009	627.00	1,242.32	-615.32	0.00
110 5200	665162758	MFB NORTHN SHORT INTERMEDIATE US GOVT	10/02/2007	03/13/2009	1,166.00	1,101.89	64.11	0.00
15 0000	001055102	AFLAC INC	10/19/2007	03/16/2009	237.20	856.46	-619.26	0.00
10 0000	774341101	ROCKWELL COLLINS INC	06/08/2007	03/16/2009	311.47	687.23	-375.76	0.00
15 0000	478160104	JOHNSON & JOHNSON	VARIOUS	03/20/2008	771.83	394.23	377.60	0.00
285 3600	665162558	MFB NORTHN MULTI-MANAGER INTL EQTY FD FD	VARIOUS	03/23/2009	1,852.00	3,329.18	-1,477.18	0.00
15 0000	78463V107	MFC SPDR GOLD TR GOLD SHS		03/31/2009	0.39		0.39	0.00
10 0000	713448108	PEPSICO INC	VARIOUS	04/02/2009	531.18	563.28	-32.12	0.00
10 0000	002824100	ABBOTT LABORATORIES	VARIOUS	04/16/2009	425.80	502.34	-76.54	0.00
5 0000	166764100	CHEVRONTEXACO CORP	01/12/2007	04/16/2009	328.32	346.25	-17.93	0.00
25 0000	G1150G111	ACCENTURE LTD BERMUDA CL A	VARIOUS	04/16/2009	684.42	814.25	-129.83	0.00
15 0000	78463V107	MFC SPDR GOLD TR GOLD SHS		04/30/2009	0.44		0.44	0.00
5 0000	166764100	CHEVRONTEXACO CORP	01/12/2007	05/14/2009	338.02	346.25	-7.23	0.00
5 0000	30231G102	EXXON MOBIL CORP	03/02/2005	05/14/2009	348.09	312.80	35.29	0.00

This is important tax information and is being furnished to the Internal Revenue Service. If you are required to file a return, a negligence penalty or other sanction may be imposed on you if this income is taxable and the IRS determines that it has not been reported.

Schedule #2
LTCG (u)
JIT a/c #23-42118

(2/5)

2009 Tax Information Statement

Page 10 of 23

Account Number
Recipient's Tax ID number:
Payer's Federal ID number
Questions?

23-42118
XX-XXX7349
57-6141618
(305)529-7739

Recipient's Name and Address
THE MAX MINSKY & FLORENCE
MINSKY
7990 SW 117TH AVE STE 203
MIAMI FL 33183-4865

☐ Corrected

☐ 2nd TIN notice

Payer's Name and Address
NORTHERN TRUST NA
P.O. BOX 803878
CHICAGO, IL 60680

Number of shares (Box 5)	CUSIP (Box 1b)	Description (Box 7)	Date Acquired	Date of Sale (Box 1a)	Stocks Bonds, etc (Box 2)	Cost or other Basis	Net Gain or Loss	Federal Income Tax Withheld (Box 4)
10 0000	742718109	PROCTER & GAMBLE CO	10/13/2005	05/14/2009	510.69	560.33	-49.64	0.00
394 6500	665162558	MFB NORTHN MULTI-MANAGER INTL EQTY FD FD	01/31/2007	05/21/2009	2,952.00	4,601.62	-1,649.62	0.00
20 0000	075887109	BECTON DICKINSON & CO	11/06/2006	05/27/2009	1,344.25	1,434.39	-90.14	0.00
6 0000	459200101	INTL BUSINESS MACHINES CORP	04/25/2008	05/27/2009	522.15	613.75	-91.60	0.00
25 0000	595017104	MICROCHIP TECHNOLOGY INC	01/17/2006	05/27/2009	545.50	853.72	-308.22	0.00
30 0000	808513105	CHARLES SCHWAB CORP NEW	05/15/2008	05/27/2009	519.05	674.36	-155.31	0.00
15 0000	78463V107	MFC SPDR GOLD TR GOLD SHS		05/31/2009	0.44		0.44	0.00
200 9900	665162689	MFB NORTHN HI YIELD FXD INC FD	01/13/2006	08/22/2009	1,272.25	1,618.00	-345.75	0.00
15 0000	78463V107	MFC SPDR GOLD TR GOLD SHS		06/30/2009	0.44		0.44	0.00
15 0000	78463V107	MFC SPDR GOLD TR GOLD SHS		07/31/2009	0.44		0.44	0.00
10 0000	742718109	PROCTER & GAMBLE CO	03/02/2005	08/13/2009	520.46	534.20	-13.74	0.00
15 0000	78463V107	MFC SPDR GOLD TR GOLD SHS		08/31/2009	0.46		0.46	0.00
10 0000	30161N101	EXELON CORP	03/02/2005	09/02/2009	490.06	450.30	39.76	0.00
5 0000	336433107	FIRST SOLAR INC COM	05/28/2008	09/02/2009	586.40	1,341.98	-755.58	0.00
5 0000	G1151C101	ACCENTURE PLC SHS CL A NEW	03/02/2005	09/02/2009	167.30	127.60	39.70	0.00
20 0000	580135101	MCDONALDS CORP	05/05/2008	09/10/2009	1,099.04	705.17	393.87	0.00
15 0000	78463V107	MFC SPDR GOLD TR GOLD SHS		09/30/2009	0.51		0.51	0.00
5 0000	291011104	EMERSON ELECTRIC CO	01/12/2007	10/01/2009	185.01	220.84	-25.83	0.00
5 0000	428236103	HEWLETT PACKARD CO COM	05/19/2006	10/01/2009	231.34	161.51	69.83	0.00

This is important tax information and is being furnished to the Internal Revenue Service. If you are required to file a return, a negligence penalty or other sanction may be imposed on you if this income is taxable and the IRS determines that it has not been reported.

Schedule = 2
LTCG (w)

10T a/c = 23-42118

(315)

2009 Tax Information Statement

Page 11 of 23

Payer's Name and Address
NORTHERN TRUST, NA
P O BOX 803878
CHICAGO, IL 60680

Account Number:
Recipient's Tax ID number:
Payer's Federal ID number:
Questions?

23-42118
XX-XXX7349
57-6141618
(305)529-7738

☐ Corrected

☐ 2nd TIN notice

Recipient's Name and Address
THE MAX MINSKY & FLORENCE
MINSKY
7990 SW 117TH AVE STE. 203
MIAMI FL 33183-4865

Number of shares	CUSIP	Description	Date Acquired	Date of Sale	Stocks Bonds, etc	Cost or other Basis	Net Gain or Loss	Federal Income Tax Withheld
(Box 5)	(Box 1b)	(Box 7)		(Box 1a)	(Box 2)			(Box 4)
5 0000	469814107	JACOBS ENGR GROUP INC	07/11/2007	10/01/2009	223.04	307.53	-84.49	0.00
5 0000	487836108	KELLOGG CO	11/06/2006	10/01/2009	244.01	248.24	-4.23	0.00
5 0000	58405U102	MEDCO HEALTH SOLUTIONS INC	03/21/2006	10/01/2009	271.72	146.75	124.97	0.00
5.0000	637071101	NATIONAL-OILWELL INC	03/02/2007	10/01/2009	208.48	175.71	32.77	0.00
5 0000	89331C108	PG&E CORP	VARIOUS	10/01/2009	201.11	247.52	-46.41	0.00
5 0000	742718109	PROCTER & GAMBLE CO	03/02/2006	10/01/2009	283.88	267.10	16.58	0.00
5.0000	867224107	SUNCOR ENERGY INC NEW COM STK	07/11/2007	10/01/2009	186.27	228.89	-62.72	0.00
5 0000	G2554F105	COVIDIEN PLC USD0.20	09/30/2008	10/01/2009	213.26	266.38	-53.12	0.00
120 3100	665162566	MFB NRTN MULTIMGR SMALL*FOR NMMSX FD	VARIOUS	10/02/2009	924.00	1,202.48	-278.48	0.00
590 4800	665162574	MFB NORTN MULTI-MANAGER MID CAP FD MID FOR NMMSX	VARIOUS	10/02/2009	5,025.00	5,939.71	-914.71	0.00
119 9100	665162756	MFB NORTN SHORT INTERMEDIATE US GOVT	10/02/2007	10/02/2009	1,277.00	1,195.51	81.49	0.00
299 8000	665162806	MFB NORTN FDS FIXED INCOME FD	VARIOUS	10/02/2009	3,055.00	2,964.04	90.96	0.00
20 0000	92343V104	VERIZON COMMUNICATIONS	VARIOUS	10/22/2009	582.64	548.88	33.76	0.00
15 0000	78463V107	MFC SPDR GOLD TR GOLD SHS		10/31/2009	0.48		0.48	0.00
25 0000	949746101	WELLS FARGO & CO NEW	VARIOUS	11/09/2009	689.97	845.16	-155.19	0.00
15 0000	78463V107	MFC SPDR GOLD TR GOLD SHS		11/30/2009	0.52		0.52	0.00
20 0000	071813109	BAXTER INTL INC	VARIOUS	12/08/2009	1,105.42	941.11	164.31	0.00
15 0000	469814107	JACOBS ENGR GROUP INC	07/11/2007	12/08/2009	510.07	922.60	-412.53	0.00

This is important tax information and is being furnished to the Internal Revenue Service. If you are required to file a return, a negligence penalty or other sanction may be imposed on you if this income is taxable and the IRS determines that it has not been reported.

Schedule #2
LTCG (L)

NOT a/c = 23-421118

(415)

2009 Tax Information Statement

Page 12 of 23

Payer's Name and Address
NORTHERN TRUST, NA
P.O. BOX 803878
CHICAGO, IL 60680

Account Number: 23-42118
Recipient's Tax ID number: XX-XXX7349
Payer's Federal ID number: 57-6141618
Questions? (305)529-7739
☐ Corrected ☐ 2nd TIN notice

Recipient's Name and Address
THE MAX MINSKY & FLORENCE
MINSKY
7990 SW 117TH AVE STE 203
MIAMI FL 33183-4865

Number of shares	CUSIP	Description	Date Acquired	Date of Sale	Stocks Bonds, etc.	Cost or other Basis	Net Gain or Loss	Federal Income Tax Withheld
(Box 5)	(Box 1b)	(Box 7)		(Box 1a)	(Box 2)			(Box 4)
15 0000	806857108	SCHLUMBERGER LTD ISIN #AN8068571086	05/10/2005	12/15/2009	935.83	526.76	409.07	0.00
15 0000	78463V107	MFC SPDR GOLD TR GOLD SHS		12/31/2009	0.52	0.52	0.00	0.00
Total Long Term 15% Sales Reported on 1099-B					47,722.08	55,507.29	-7,785.21	0.00

This is important tax information and is being furnished to the Internal Revenue Service. If you are required to file a return, a negligence penalty or other sanction may be imposed on you if this income is taxable and the IRS determines that it has not been reported.

Schedule #2
LTCG (L)

1099-B # 23-42118

(55)

The Max Minsky and Florence Minsky
Goldstein Family Foundation, Inc.
2009 IRS Form 990-PF
Part I Analysis of Revenue and Expenses
Line 25 Contributions Paid

<u>Name of Donee</u>	<u>Address</u>	<u>Organizational</u>	<u>Class of Activity</u>	<u>Amount</u>
Anshe Emeth Memorial Temple	222 Livingston Avenue New Brunswick, NJ 08901	501(C) 3	Religious	\$ 2,000
Compassion & Choices	P O Box 101810 Denver, CO 80250	501(C) 3	Humanitarian	500
Doctors Without Borders	333 7th Avenue NY, NY 10001	501(C) 3	Community Fund	500
Elijah's Promise	211 Livingston Avenue New Brunswick, NJ 08901	501(C) 3	Religious	500
Environmental Defense	257 Park Avenue South NY, NY 10010	501(C) 3	Educational	500
FINCA International	1101 14th Street MW 11th Floor Washington, DC 20005	501(C) 3	Humanitarian	500
Freedom From Hunger	1644 Da Vinci Court Davis, CA 95618	501(C) 3	Humanitarian	500
IPPF/Western Hemisphere Region	120 Wall Street NY, NY 10005	501(C) 3	Humanitarian	500
Jewish Federation of Greater Miami	4200 Biscayne Blvd Miami, FL 33137	501(C) 3	Religious	500
Makhlal Hamercaz	222 Livingston Avenue New Brunswick, NJ 08901	501(C) 3	Religious	500
Mazon	1990 Bundy Drive Los Angeles, Calif 90025	501(C) 3	Humanitarian	1,000
National Yiddish Book Center	1021 West St Amherst, MA 01002	501(C) 3	Educational	500
RFB&D NJ Unit	69 Mapleton Rd Princeton, NJ 08540	501(C) 3	Community Fund	1,000
The Nature Conservancy	4245 N Fairfax Drive Suite 100 Arlington, VA 22203	501(C) 3	Educational	500
Total				\$ 9,500
Subtotal by Class:				
Community Fund				1,500
Educational				1,500
Humanitarian				3,000
Religious				3,500
				\$ 9,500

Contribution Paid

Form 8868 (Rev. 4-2009)

Page 2

- If you are filing for an Additional (Not Automatic) 3-Month Extension, complete only Part II and check this box ☒ XI

Note. Only complete Part II if you have already been granted an automatic 3-month extension on a previously filed Form 8868.

- If you are filing for an Automatic 3-Month Extension, complete only Part I on page 1.

Part II Additional (Not Automatic) 3-Month Extension of Time. Only file the original (no copies needed).		
Type or print	Name of Exempt Organization The Max Minsky and Florence Minsky Goldstein Family Foundation, Inc.	Employer identification number 65-0817349
File by the extended due date for filing the return. See instructions	Number, street and room or suite no. If a P.O. box, see instructions % Hirsh & Co. 7990 SW 117th Avenue 203	For IRS use only
	City, town or post office, state and ZIP code. For a foreign address, see instructions Miami FL 33183	

Check type of return to be filed (File a separate application for each return)

- | | | | |
|--------------------------------------|--|--------------------------------------|------------------------------------|
| <input type="checkbox"/> Form 990 | <input checked="" type="checkbox"/> Form 990-PF | <input type="checkbox"/> Form 1041-A | <input type="checkbox"/> Form 6069 |
| <input type="checkbox"/> Form 990-BL | <input type="checkbox"/> Form 990-T (sec. 401(a) or 408(a) trusts) | <input type="checkbox"/> Form 4720 | <input type="checkbox"/> Form 8870 |
| <input type="checkbox"/> Form 990-EZ | <input type="checkbox"/> Form 990-T (trust other than above) | <input type="checkbox"/> Form 5227 | |

STOP! Do not complete Part II if you were not already granted an automatic 3-month extension on a previously filed Form 8868.

- The books are in the care of **Hirsh & Company, CPA's**
Telephone No **305-595-7100** FAX No **305-598-5100**
- If the organization does not have an office or place of business in the United States, check this box ☐
- If this is for a Group Return, enter the organization's four digit Group Exemption Number (GEN) _____ If this is for the whole group, check this box ☐ If it is for part of the group, check this box ☐ and attach a list with the names and EINs of all members the extension is for

- 4 I request an additional 3-month extension of time until **11/15/10**
- 5 For calendar year **2009** or other tax year beginning _____ and ending _____
- 6 If this tax year is for less than 12 months, check reason ☐ Initial return ☐ Final return ☐ Change in accounting period
- 7 State in detail why you need the extension

Additional time is requested to gather information to prepare a complete and accurate return.

8a If this application is for Form 990-BL, 990-PF, 990-T, 4720, or 6069, enter the tentative tax, less any nonrefundable credits. See instructions.	8a	\$	0
b If this application is for Form 990-PF, 990-T, 4720, or 6069, enter any refundable credits and estimated tax payments made. Include any prior year overpayment allowed as a credit and any amount paid previously with Form 8868.	8b	\$	0
c Balance Due. Subtract line 8b from line 8a. Include your payment with this form, or if required, deposit with FTD coupon or if required, by using EFTPS (Electronic Federal Tax Payment System). See instructions.	8c	\$	0

Signature and Verification

Under penalties of perjury, I declare that I have examined this form, including accompanying schedules and statements, and to the best of my knowledge and belief it is true, correct, and complete, and that I am authorized to prepare this form.

Signature

Title

Date

Form 8868 (Rev. 4-2009)

AUG 12 2010

55-25-1-21
39903