



See a Social Security Number? Say Something!  
Report Privacy Problems to <https://public.resource.org/privacy>  
Or call the IRS Identity Theft Hotline at 1-800-908-4490



# Return of Private Foundation

## or Section 4947(a)(1) Nonexempt Charitable Trust

### Treated as a Private Foundation

2009

Department of the Treasury  
Internal Revenue Service

Note. The foundation may be able to use a copy of this return to satisfy state reporting requirements.

For calendar year 2009, or tax year beginning

, and ending

G Check all that apply:

☐ Initial return☐ Initial return of a former public charity☐ Final return☐ Amended return☐ Address change☐ Name changeUse the IRS  
label.

Otherwise, print

or type.

See Specific  
Instructions.

Name of foundation

HEALING STONES FOUNDATION

Number and street (or P.O. box number if mail is not delivered to street address)

P.O. BOX 50276

City or town, state, and ZIP code

NASHVILLE, TN 37205-0276

A Employer identification number

62-1633499

B Telephone number

(615) 269-6663

C If exemption application is pending, check here ☐D 1. Foreign organizations, check here ☐2. Foreign organizations meeting the 85% test, check here and attach computation ☐E If private foundation status was terminated under section 507(b)(1)(A), check here ☐F If the foundation is in a 60-month termination under section 507(b)(1)(B), check here ☐

H Check type of organization:

☒ Section 501(c)(3) exempt private foundation☐ Section 4947(a)(1) nonexempt charitable trust☐ Other taxable private foundation

I Fair market value of all assets at end of year

(from Part II, col. (c), line 16)

\$ 1,749,189.

J Accounting method:

☒ Cash☐ Accrual☐ Other (specify)

(Part I, column (d) must be on cash basis)

Part I Analysis of Revenue and Expenses (The total of amounts in columns (b), (c), and (d) may not necessarily equal the amounts in column (a))		(a) Revenue and expenses per books	(b) Net investment income	(c) Adjusted net income	(d) Disbursements for charitable purposes (cash basis only)
1	Contributions, gifts, grants, etc., received	465,000.			
2	Check <input type="checkbox"/> if the foundation is not required to attach Sch. B				
3	Interest on savings and temporary cash investments	108.	108.	108.	STATEMENT 1
4	Dividends and interest from securities				
5a	Gross rents				
b	Net rental income or (loss)				
6a	Net gain or (loss) from sale of assets not on line 10	1,500.			
b	Gross sales price for all assets on line 6a	1,500.			
7	Capital gain net income (from Part IV, line 2)		1,500.		
8	Net short-term capital gain				
9	Income modifications				
10a	Gross sales less returns and allowances				
b	Less: Cost of goods sold				
c	Gross profit or (loss)				
11	Other income	769.	0.	769.	STATEMENT 2
12	Total. Add lines 1 through 11	467,377.	1,608.	877.	
13	Compensation of officers, directors, trustees, etc.	38,750.	0.	0.	38,750.
14	Other employee salaries and wages	40,446.	0.	0.	0.
15	Pension plans, employee benefits	2,230.	0.	0.	0.
16a	Legal fees				
b	Accounting fees	19,950.	0.	0.	0.
c	Other professional fees	33,280.	0.	0.	0.
17	Interest				
18	Taxes	12,030.	0.	0.	0.
19	Depreciation and depletion	84,518.	0.	84,518.	
20	Occupancy				
21	Travel, conferences, and meetings				
22	Printing and publications				
23	Other expenses	84,250.	0.	0.	0.
24	Total operating and administrative expenses. Add lines 13 through 23	315,454.	0.	84,518.	38,750.
25	Contributions, gifts, grants paid	99,066.			99,066.
26	Total expenses and disbursements. Add lines 24 and 25	414,520.	0.	84,518.	137,816.
27	Subtract line 26 from line 12:				
a	Excess of revenue over expenses and disbursements	52,857.			
b	Net investment income (if negative, enter -0-)		1,608.		
c	Adjusted net income (if negative, enter -0-)			0.	

111

**Part II Balance Sheets**

Attached schedules and amounts in the description column should be for end-of-year amounts only

		Beginning of year	End of year	
		(a) Book Value	(b) Book Value	(c) Fair Market Value
<b>Assets</b>	1 Cash - non-interest-bearing	<1,784.>	12,124.	12,124.
	2 Savings and temporary cash investments			
	3 Accounts receivable ▶			
	Less: allowance for doubtful accounts ▶			
	4 Pledges receivable ▶			
	Less: allowance for doubtful accounts ▶			
	5 Grants receivable		37,253.	37,253.
	6 Receivables due from officers, directors, trustees, and other disqualified persons	STMT 7 90.	157.	157.
	7 Other notes and loans receivable ▶			
	Less: allowance for doubtful accounts ▶			
	8 Inventories for sale or use			
	9 Prepaid expenses and deferred charges			
	10a Investments - U.S. and state government obligations			
	b Investments - corporate stock			
	c Investments - corporate bonds			
<b>Liabilities</b>	11 Investments - land, buildings, and equipment basis ▶			
	Less accumulated depreciation ▶			
	12 Investments - mortgage loans			
	13 Investments - other			
	14 Land, buildings, and equipment basis ▶	2,447,849.		
	Less accumulated depreciation ▶	748,194.	1,698,074.	1,699,655.
	15 Other assets (describe ▶ UTILITY DEPOSIT )	340.	340.	0.
	16 Total assets (to be completed by all filers)	1,696,720.	1,749,529.	1,749,189.
	17 Accounts payable and accrued expenses	3,078.	3,030.	
	18 Grants payable			
	19 Deferred revenue			
	20 Loans from officers, directors, trustees, and other disqualified persons			
	21 Mortgages and other notes payable			
	22 Other liabilities (describe ▶ )			
	23 Total liabilities (add lines 17 through 22)	3,078.	3,030.	
<b>Net Assets or Fund Balances</b>	Foundations that follow SFAS 117, check here ▶ <input type="checkbox"/>			
	24 Unrestricted			
	25 Temporarily restricted			
	26 Permanently restricted			
	Foundations that do not follow SFAS 117, check here ▶ <input checked="" type="checkbox"/>			
	27 Capital stock, trust principal, or current funds	1,693,642.	1,746,499.	
	28 Paid-in or capital surplus, or land, bldg., and equipment fund	0.	0.	
29 Retained earnings, accumulated income, endowment, or other funds	0.	0.		
30 Total net assets or fund balances	1,693,642.	1,746,499.		
31 Total liabilities and net assets/fund balances	1,696,720.	1,749,529.		

**Part III Analysis of Changes in Net Assets or Fund Balances**

1 Total net assets or fund balances at beginning of year - Part II, column (a), line 30 (must agree with end-of-year figure reported on prior year's return)	1	1,693,642.
2 Enter amount from Part I, line 27a	2	52,857.
3 Other increases not included in line 2 (itemize) ▶	3	0.
4 Add lines 1, 2, and 3	4	1,746,499.
5 Decreases not included in line 2 (itemize) ▶	5	0.
6 Total net assets or fund balances at end of year (line 4 minus line 5) - Part II, column (b), line 30	6	1,746,499.

**Part IV Capital Gains and Losses for Tax on Investment Income**

(a) List and describe the kind(s) of property sold (e.g., real estate, 2-story brick warehouse; or common stock, 200 shs. MLC Co.)	(b) How acquired P - Purchase D - Donation	(c) Date acquired (mo., day, yr.)	(d) Date sold (mo., day, yr.)
<b>1a GENERAL EQUIPMENT</b>		<b>09/03/96</b>	<b>12/16/09</b>
<b>b</b>			
<b>c</b>			
<b>d</b>			
<b>e</b>			

(e) Gross sales price	(f) Depreciation allowed (or allowable)	(g) Cost or other basis plus expense of sale	(h) Gain or (loss) (e) plus (f) minus (g)
<b>a 1,500.</b>	<b>5,411.</b>	<b>5,411.</b>	<b>1,500.</b>
<b>b</b>			
<b>c</b>			
<b>d</b>			
<b>e</b>			

Complete only for assets showing gain in column (h) and owned by the foundation on 12/31/69

(i) F.M.V. as of 12/31/69	(j) Adjusted basis as of 12/31/69	(k) Excess of col. (i) over col. (j), if any	(l) Gains (Col. (h) gain minus col. (k), but not less than -0-) or Losses (from col. (h))
<b>a</b>			<b>1,500.</b>
<b>b</b>			
<b>c</b>			
<b>d</b>			
<b>e</b>			

<b>2</b> Capital gain net income or (net capital loss) { If gain, also enter in Part I, line 7 If (loss), enter -0- in Part I, line 7 }	<b>2</b>	<b>1,500.</b>
<b>3</b> Net short-term capital gain or (loss) as defined in sections 1222(5) and (6): If gain, also enter in Part I, line 8, column (c). If (loss), enter -0- in Part I, line 8	<b>3</b>	<b>0.</b>

**Part V Qualification Under Section 4940(e) for Reduced Tax on Net Investment Income**

(For optional use by domestic private foundations subject to the section 4940(a) tax on net investment income.)

If section 4940(d)(2) applies, leave this part blank.

Was the foundation liable for the section 4942 tax on the distributable amount of any year in the base period?

☒ Yes ☐ No

If "Yes," the foundation does not qualify under section 4940(e). Do not complete this part.

**1** Enter the appropriate amount in each column for each year; see instructions before making any entries.

(a) Base period years Calendar year (or tax year beginning in)	(b) Adjusted qualifying distributions	(c) Net value of noncharitable-use assets	(d) Distribution ratio (col. (b) divided by col. (c))
2008			
2007			
2006			
2005			
2004			

<b>2</b> Total of line 1, column (d)	<b>2</b>
<b>3</b> Average distribution ratio for the 5-year base period - divide the total on line 2 by 5, or by the number of years the foundation has been in existence if less than 5 years	<b>3</b>
<b>4</b> Enter the net value of noncharitable-use assets for 2009 from Part X, line 5	<b>4</b>
<b>5</b> Multiply line 4 by line 3	<b>5</b>
<b>6</b> Enter 1% of net investment income (1% of Part I, line 27b)	<b>6</b>
<b>7</b> Add lines 5 and 6	<b>7</b>
<b>8</b> Enter qualifying distributions from Part XII, line 4	<b>8</b>

If line 8 is equal to or greater than line 7, check the box in Part VI, line 1b, and complete that part using a 1% tax rate.  
See the Part VI instructions.

**Part VI Excise Tax Based on Investment Income (Section 4940(a), 4940(b), 4940(e), or 4948 - see instructions)**

1a Exempt operating foundations described in section 4940(d)(2), check here <input type="checkbox"/> and enter "N/A" on line 1. Date of ruling or determination letter: _____ (attach copy of letter if necessary-see instructions)			
b Domestic foundations that meet the section 4940(e) requirements in Part V, check here <input type="checkbox"/> and enter 1% of Part I, line 27b		1	32.
c All other domestic foundations enter 2% of line 27b. Exempt foreign organizations enter 4% of Part I, line 12, col. (b)			
2 Tax under section 511 (domestic section 4947(a)(1) trusts and taxable foundations only. Others enter -0-)		2	0.
3 Add lines 1 and 2		3	32.
4 Subtitle A (income) tax (domestic section 4947(a)(1) trusts and taxable foundations only. Others enter -0-)		4	0.
5 Tax based on investment income. Subtract line 4 from line 3. If zero or less, enter -0-		5	32.
6 Credits/Payments:			
a 2009 estimated tax payments and 2008 overpayment credited to 2009	6a		
b Exempt foreign organizations - tax withheld at source	6b		
c Tax paid with application for extension of time to file (Form 8868)	6c		
d Backup withholding erroneously withheld	6d		
7 Total credits and payments. Add lines 6a through 6d	7		0.
8 Enter any penalty for underpayment of estimated tax. Check here <input type="checkbox"/> if Form 2220 is attached	8		
9 Tax due. If the total of lines 5 and 8 is more than line 7, enter amount owed	9		32.
10 Overpayment. If line 7 is more than the total of lines 5 and 8, enter the amount overpaid	10		
11 Enter the amount of line 10 to be: Credited to 2010 estimated tax <input type="checkbox"/> Refunded <input type="checkbox"/>	11		

**Part VII-A Statements Regarding Activities**

	Yes	No
1a During the tax year, did the foundation attempt to influence any national, state, or local legislation or did it participate or intervene in any political campaign?		X
b Did it spend more than \$100 during the year (either directly or indirectly) for political purposes (see instructions for definition)? If the answer is "Yes" to 1a or 1b, attach a detailed description of the activities and copies of any materials published or distributed by the foundation in connection with the activities		X
c Did the foundation file Form 1120-POL for this year?		X
d Enter the amount (if any) of tax on political expenditures (section 4955) imposed during the year: (1) On the foundation. <input type="checkbox"/> \$ 0. (2) On foundation managers. <input type="checkbox"/> \$ 0.		
e Enter the reimbursement (if any) paid by the foundation during the year for political expenditure tax imposed on foundation managers. <input type="checkbox"/> \$ 0.		
2 Has the foundation engaged in any activities that have not previously been reported to the IRS? If "Yes," attach a detailed description of the activities.		X
3 Has the foundation made any changes, not previously reported to the IRS, in its governing instrument, articles of incorporation, or bylaws, or other similar instruments? If "Yes," attach a conformed copy of the changes		X
4a Did the foundation have unrelated business gross income of \$1,000 or more during the year?		X
b If "Yes," has it filed a tax return on Form 990-T for this year?		
5 Was there a liquidation, termination, dissolution, or substantial contraction during the year? If "Yes," attach the statement required by General Instruction T.		X
6 Are the requirements of section 508(e) (relating to sections 4941 through 4945) satisfied either: • By language in the governing instrument, or • By state legislation that effectively amends the governing instrument so that no mandatory directions that conflict with the state law remain in the governing instrument?	X	
7 Did the foundation have at least \$5,000 in assets at any time during the year? If "Yes," complete Part II, col. (c), and Part XV.	X	
8a Enter the states to which the foundation reports or with which it is registered (see instructions) <input type="checkbox"/> TN		
b If the answer is "Yes" to line 7, has the foundation furnished a copy of Form 990-PF to the Attorney General (or designate) of each state as required by General Instruction G? If "No," attach explanation	X	
9 Is the foundation claiming status as a private operating foundation within the meaning of section 4942(j)(3) or 4942(j)(5) for calendar year 2009 or the taxable year beginning in 2009 (see instructions for Part XIV)? If "Yes," complete Part XIV		X
10 Did any persons become substantial contributors during the tax year? If "Yes," attach a schedule listing their names and addresses		X

**Part VII-A Statements Regarding Activities** (continued)

11	At any time during the year, did the foundation, directly or indirectly, own a controlled entity within the meaning of section 512(b)(13)? If "Yes," attach schedule (see instructions)	11		X
12	Did the foundation acquire a direct or indirect interest in any applicable insurance contract before August 17, 2008?	12		X
13	Did the foundation comply with the public inspection requirements for its annual returns and exemption application? Website address ► <u>WWW.HEALINGSTONES.ORG</u>	13	X	
14	The books are in care of ► <u>BAKER SULLIVAN HOOVER PLC</u> Telephone no. ► <u>615-255-6143</u> Located at ► <u>144 SECOND AVE. N., SUITE 400, NASHVILLE, TN</u> ZIP+4 ► <u>37201-1935</u>			
15	Section 4947(a)(1) nonexempt charitable trusts filing Form 990-PF in lieu of Form 1041 - Check here and enter the amount of tax-exempt interest received or accrued during the year			► <input type="checkbox"/>
		15	N/A	

**Part VII-B Statements Regarding Activities for Which Form 4720 May Be Required**

File Form 4720 if any item is checked in the "Yes" column, unless an exception applies.

	Yes	No
<b>1a</b> During the year did the foundation (either directly or indirectly):		
(1) Engage in the sale or exchange, or leasing of property with a disqualified person?	<input type="checkbox"/> Yes <input checked="" type="checkbox"/> No	
(2) Borrow money from, lend money to, or otherwise extend credit to (or accept it from) a disqualified person?	<input type="checkbox"/> Yes <input checked="" type="checkbox"/> No	
(3) Furnish goods, services, or facilities to (or accept them from) a disqualified person?	<input type="checkbox"/> Yes <input checked="" type="checkbox"/> No	
(4) Pay compensation to, or pay or reimburse the expenses of, a disqualified person?	<input checked="" type="checkbox"/> Yes <input type="checkbox"/> No	
(5) Transfer any income or assets to a disqualified person (or make any of either available for the benefit or use of a disqualified person)?	<input type="checkbox"/> Yes <input checked="" type="checkbox"/> No	
(6) Agree to pay money or property to a government official? (Exception. Check "No" if the foundation agreed to make a grant to or to employ the official for a period after termination of government service, if terminating within 90 days.)	<input type="checkbox"/> Yes <input checked="" type="checkbox"/> No	
<b>b</b> If any answer is "Yes" to 1a(1)-(6), did any of the acts fail to qualify under the exceptions described in Regulations section 53.4941(d)-3 or in a current notice regarding disaster assistance (see page 20 of the instructions)? Organizations relying on a current notice regarding disaster assistance check here		X
<b>c</b> Did the foundation engage in a prior year in any of the acts described in 1a, other than excepted acts, that were not corrected before the first day of the tax year beginning in 2009?		X
<b>2</b> Taxes on failure to distribute income (section 4942) (does not apply for years the foundation was a private operating foundation defined in section 4942(j)(3) or 4942(j)(5)):		
<b>a</b> At the end of tax year 2009, did the foundation have any undistributed income (lines 6d and 6e, Part XIII) for tax year(s) beginning before 2009? If "Yes," list the years ► _____	<input type="checkbox"/> Yes <input checked="" type="checkbox"/> No	
<b>b</b> Are there any years listed in 2a for which the foundation is not applying the provisions of section 4942(a)(2) (relating to incorrect valuation of assets) to the year's undistributed income? (If applying section 4942(a)(2) to all years listed, answer "No" and attach statement - see instructions.)	N/A	
<b>c</b> If the provisions of section 4942(a)(2) are being applied to any of the years listed in 2a, list the years here. ► _____		
<b>3a</b> Did the foundation hold more than a 2% direct or indirect interest in any business enterprise at any time during the year?	<input type="checkbox"/> Yes <input checked="" type="checkbox"/> No	
<b>b</b> If "Yes," did it have excess business holdings in 2009 as a result of (1) any purchase by the foundation or disqualified persons after May 26, 1969; (2) the lapse of the 5-year period (or longer period approved by the Commissioner under section 4943(c)(7)) to dispose of holdings acquired by gift or bequest; or (3) the lapse of the 10-, 15-, or 20-year first phase holding period? (Use Schedule C, Form 4720, to determine if the foundation had excess business holdings in 2009.)	N/A	
<b>4a</b> Did the foundation invest during the year any amount in a manner that would jeopardize its charitable purposes?		X
<b>b</b> Did the foundation make any investment in a prior year (but after December 31, 1969) that could jeopardize its charitable purpose that had not been removed from jeopardy before the first day of the tax year beginning in 2009?		X

Form 990-PF (2009)

**Part VII-B** Statements Regarding Activities for Which Form 4720 May Be Required (continued)**5a** During the year did the foundation pay or incur any amount to:

(1) Carry on propaganda, or otherwise attempt to influence legislation (section 4945(e))?

☐ Yes ☒ No

(2) Influence the outcome of any specific public election (see section 4955); or to carry on, directly or indirectly, any voter registration drive?

☐ Yes ☒ No

(3) Provide a grant to an individual for travel, study, or other similar purposes?

☐ Yes ☒ No

(4) Provide a grant to an organization other than a charitable, etc., organization described in section 509(a)(1), (2), or (3); or section 4940(d)(2)?

☐ Yes ☒ No

(5) Provide for any purpose other than religious, charitable, scientific, literary, or educational purposes, or for the prevention of cruelty to children or animals?

☐ Yes ☒ No**b** If any answer is "Yes" to 5a(1)-(5), did any of the transactions fail to qualify under the exceptions described in Regulations section 53.4945 or in a current notice regarding disaster assistance (see instructions)?

N/A

5b

Organizations relying on a current notice regarding disaster assistance check here

☒**c** If the answer is "Yes" to question 5a(4), does the foundation claim exemption from the tax because it maintained expenditure responsibility for the grant?

N/A

☐ Yes ☐ No

If "Yes," attach the statement required by Regulations section 53.4945-5(d).

**6a** Did the foundation, during the year, receive any funds, directly or indirectly, to pay premiums on a personal benefit contract?☐ Yes ☒ No

6b

**b** Did the foundation, during the year, pay premiums, directly or indirectly, on a personal benefit contract?

X

If "Yes" to 6b, file Form 8870

**7a** At any time during the tax year, was the foundation a party to a prohibited tax shelter transaction?☐ Yes ☒ No**b** If yes, did the foundation receive any proceeds or have any net income attributable to the transaction?

N/A

7b

**Part VIII** Information About Officers, Directors, Trustees, Foundation Managers, Highly Paid Employees, and Contractors**1** List all officers, directors, trustees, foundation managers and their compensation.

(a) Name and address	(b) Title, and average hours per week devoted to position	(c) Compensation (If not paid, enter -0-)	(d) Contributions to employee benefit plans and deferred compensation	(e) Expense account, other allowances
GEORGE N. BULLARD NASHVILLE, TN	PRESIDENT			
	20.00	38,750.	0.	0.

**2** Compensation of five highest-paid employees (other than those included on line 1). If none, enter "NONE."

(a) Name and address of each employee paid more than \$50,000	(b) Title, and average hours per week devoted to position	(c) Compensation	(d) Contributions to employee benefit plans and deferred compensation	(e) Expense account, other allowances
NONE				

**Total** number of other employees paid over \$50,000

0

Form 990-PF (2009)

**Part VIII****Information About Officers, Directors, Trustees, Foundation Managers, Highly Paid Employees, and Contractors** (continued)**3** Five highest-paid independent contractors for professional services. If none, enter "NONE."

(a) Name and address of each person paid more than \$50,000	(b) Type of service	(c) Compensation
NONE		

Total number of others receiving over \$50,000 for professional services

0

**Part IX-A** Summary of Direct Charitable Activities

List the foundation's four largest direct charitable activities during the tax year. Include relevant statistical information such as the number of organizations and other beneficiaries served, conferences convened, research papers produced, etc.

	Expenses
1 SEE ATTACHED ANNUAL REPORT PREPARED BY THE UNIVERSITY OF TENNESSEE OUTLINING THE CHARITABLE ACTIVITIES CONDUCTED IN 2009 WITH FUNDING PROVIDED BY THE FOUNDATION.	0.
2	
3	
4	

**Part IX-B** Summary of Program-Related Investments

Describe the two largest program-related investments made by the foundation during the tax year on lines 1 and 2.

	Amount
1	
2	
All other program-related investments. See instructions.	
3 NONE	
Total. Add lines 1 through 3	0.

Form 990-PF (2009)



**Part X Minimum Investment Return** (All domestic foundations must complete this part. Foreign foundations, see instructions.)

<b>1</b>	Fair market value of assets not used (or held for use) directly in carrying out charitable, etc., purposes:		
<b>a</b>	Average monthly fair market value of securities	<b>1a</b>	0.
<b>b</b>	Average of monthly cash balances	<b>1b</b>	42,392.
<b>c</b>	Fair market value of all other assets	<b>1c</b>	1,700,929.
<b>d</b>	Total (add lines 1a, b, and c)	<b>1d</b>	1,743,321.
<b>e</b>	Reduction claimed for blockage or other factors reported on lines 1a and 1c (attach detailed explanation)	<b>1e</b>	0.
<b>2</b>	Acquisition indebtedness applicable to line 1 assets	<b>2</b>	0.
<b>3</b>	Subtract line 2 from line 1d	<b>3</b>	1,743,321.
<b>4</b>	Cash deemed held for charitable activities. Enter 1 1/2% of line 3 (for greater amount, see instructions)	<b>4</b>	26,150.
<b>5</b>	<b>Net value of noncharitable-use assets.</b> Subtract line 4 from line 3. Enter here and on Part V, line 4	<b>5</b>	1,717,171.
<b>6</b>	<b>Minimum investment return.</b> Enter 5% of line 5	<b>6</b>	85,859.

**Part XI Distributable Amount** (see instructions) (Section 4942(j)(3) and (j)(5) private operating foundations and certain foreign organizations check here ☐ and do not complete this part.)

<b>1</b>	Minimum investment return from Part X, line 6	<b>1</b>	85,859.
<b>2a</b>	Tax on investment income for 2009 from Part VI, line 5	<b>2a</b>	32.
<b>b</b>	Income tax for 2009. (This does not include the tax from Part VI.)	<b>2b</b>	
<b>c</b>	Add lines 2a and 2b	<b>2c</b>	32.
<b>3</b>	Distributable amount before adjustments. Subtract line 2c from line 1	<b>3</b>	85,827.
<b>4</b>	Recoveries of amounts treated as qualifying distributions	<b>4</b>	0.
<b>5</b>	Add lines 3 and 4	<b>5</b>	85,827.
<b>6</b>	Deduction from distributable amount (see instructions)	<b>6</b>	0.
<b>7</b>	<b>Distributable amount as adjusted.</b> Subtract line 6 from line 5. Enter here and on Part XIII, line 1	<b>7</b>	85,827.

**Part XII Qualifying Distributions** (see instructions)

<b>1</b>	Amounts paid (including administrative expenses) to accomplish charitable, etc., purposes:		
<b>a</b>	Expenses, contributions, gifts, etc. - total from Part I, column (d), line 26	<b>1a</b>	137,816.
<b>b</b>	Program-related investments - total from Part IX-B	<b>1b</b>	0.
<b>2</b>	Amounts paid to acquire assets used (or held for use) directly in carrying out charitable, etc., purposes	<b>2</b>	
<b>3</b>	Amounts set aside for specific charitable projects that satisfy the:		
<b>a</b>	Suitability test (prior IRS approval required)	<b>3a</b>	
<b>b</b>	Cash distribution test (attach the required schedule)	<b>3b</b>	
<b>4</b>	<b>Qualifying distributions.</b> Add lines 1a through 3b. Enter here and on Part V, line 8, and Part XIII, line 4	<b>4</b>	137,816.
<b>5</b>	Foundations that qualify under section 4940(e) for the reduced rate of tax on net investment income. Enter 1% of Part I, line 27b	<b>5</b>	0.
<b>6</b>	<b>Adjusted qualifying distributions.</b> Subtract line 5 from line 4	<b>6</b>	137,816.

**Note.** The amount on line 6 will be used in Part V, column (b), in subsequent years when calculating whether the foundation qualifies for the section 4940(e) reduction of tax in those years.

**Part XIII** Undistributed Income (see instructions)

	(a) Corpus	(b) Years prior to 2008	(c) 2008	(d) 2009
<b>1</b> Distributable amount for 2009 from Part XI, line 7				85,827.
<b>2</b> Undistributed income, if any, as of the end of 2009				
<b>a</b> Enter amount for 2008 only			0.	
<b>b</b> Total for prior years:		0.		
<b>3</b> Excess distributions carryover, if any, to 2009:				
<b>a</b> From 2004	302,817.			
<b>b</b> From 2005	260,915.			
<b>c</b> From 2006	276,754.			
<b>d</b> From 2007	213,954.			
<b>e</b> From 2008	221,539.			
<b>f</b> Total of lines 3a through e	1,275,979.			
<b>4</b> Qualifying distributions for 2009 from Part XII, line 4: ▶ \$	137,816.			
<b>a</b> Applied to 2008, but not more than line 2a			0.	
<b>b</b> Applied to undistributed income of prior years (Election required - see instructions)		0.		
<b>c</b> Treated as distributions out of corpus (Election required - see instructions)	0.			
<b>d</b> Applied to 2009 distributable amount				85,827.
<b>e</b> Remaining amount distributed out of corpus	51,989.			
<b>5</b> Excess distributions carryover applied to 2009 (If an amount appears in column (d), the same amount must be shown in column (a))	0.			0.
<b>6</b> Enter the net total of each column as indicated below:				
<b>a</b> Corpus. Add lines 3f, 4c, and 4e. Subtract line 5	1,327,968.			
<b>b</b> Prior years' undistributed income. Subtract line 4b from line 2b		0.		
<b>c</b> Enter the amount of prior years' undistributed income for which a notice of deficiency has been issued, or on which the section 4942(a) tax has been previously assessed		0.		
<b>d</b> Subtract line 6c from line 6b. Taxable amount - see instructions		0.		
<b>e</b> Undistributed income for 2008. Subtract line 4a from line 2a. Taxable amount - see instr.			0.	
<b>f</b> Undistributed income for 2009. Subtract lines 4d and 5 from line 1. This amount must be distributed in 2010				0.
<b>7</b> Amounts treated as distributions out of corpus to satisfy requirements imposed by section 170(b)(1)(F) or 4942(g)(3)	0.			
<b>8</b> Excess distributions carryover from 2004 not applied on line 5 or line 7	302,817.			
<b>9</b> Excess distributions carryover to 2010. Subtract lines 7 and 8 from line 6a	1,025,151.			
<b>10</b> Analysis of line 9:				
<b>a</b> Excess from 2005	260,915.			
<b>b</b> Excess from 2006	276,754.			
<b>c</b> Excess from 2007	213,954.			
<b>d</b> Excess from 2008	221,539.			
<b>e</b> Excess from 2009	51,989.			

**Part XIV Private Operating Foundations** (see instructions and Part VII-A, question 9)

N/A

- 1 a** If the foundation has received a ruling or determination letter that it is a private operating foundation, and the ruling is effective for 2009, enter the date of the ruling

►

- b** Check box to indicate whether the foundation is a private operating foundation described in section ☐ 4942(j)(3) or ☐ 4942(j)(5)

**Part XV** **Supplementary Information** (continued)**3 Grants and Contributions Paid During the Year or Approved for Future Payment**

Recipient Name and address (home or business)	If recipient is an individual, show any relationship to any foundation manager or substantial contributor	Foundation status of recipient	Purpose of grant or contribution	Amount
<b>a</b> <i>Paid during the year</i> UNIVERSITY OF TENNESSEE		501(C)3	CHARITABLE PURPOSE	99,066.
<b>Total</b>			▶ <b>3a</b>	<b>99,066.</b>
<b>b</b> <i>Approved for future payment</i>  NONE				
<b>Total</b>			▶ <b>3b</b>	<b>0.</b>





**Schedule B**(Form 990, 990-EZ,  
or 990-PF)Department of the Treasury  
Internal Revenue Service**Schedule of Contributors**

▶ Attach to Form 990, 990-EZ, or 990-PF.

OMB No 1545-0047

**2009**

Name of the organization

**HEALING STONES FOUNDATION**

Employer identification number

**62-1633499**

Organization type (check one):

Filers of:

Section:

Form 990 or 990-EZ

☐ 501(c)( ) (enter number) organization☐ 4947(a)(1) nonexempt charitable trust **not** treated as a private foundation☐ 527 political organization

Form 990-PF

☒ 501(c)(3) exempt private foundation☐ 4947(a)(1) nonexempt charitable trust treated as a private foundation☐ 501(c)(3) taxable private foundationCheck if your organization is covered by the **General Rule** or a **Special Rule**.**Note.** Only a section 501(c)(7), (8), or (10) organization can check boxes for both the General Rule and a Special Rule. See instructions.**General Rule**

- ☒ For an organization filing Form 990, 990-EZ, or 990-PF that received, during the year, \$5,000 or more (in money or property) from any one contributor. Complete Parts I and II.

**Special Rules**

- ☐ For a section 501(c)(3) organization filing Form 990 or 990-EZ that met the 33 1/3% support test of the regulations under sections 509(a)(1) and 170(b)(1)(A)(vi), and received from any one contributor, during the year, a contribution of the greater of (1) \$5,000 or (2) 2% of the amount on (i) Form 990, Part VIII, line 1h or (ii) Form 990-EZ, line 1. Complete Parts I and II.
- ☐ For a section 501(c)(7), (8), or (10) organization filing Form 990 or 990-EZ that received from any one contributor, during the year, aggregate contributions of more than \$1,000 for use *exclusively* for religious, charitable, scientific, literary, or educational purposes, or the prevention of cruelty to children or animals. Complete Parts I, II, and III.
- ☐ For a section 501(c)(7), (8), or (10) organization filing Form 990 or 990-EZ that received from any one contributor, during the year, contributions for use *exclusively* for religious, charitable, etc., purposes, but these contributions did not aggregate to more than \$1,000. If this box is checked, enter here the total contributions that were received during the year for an *exclusively* religious, charitable, etc., purpose. Do not complete any of the parts unless the **General Rule** applies to this organization because it received nonexclusively religious, charitable, etc., contributions of \$5,000 or more during the year. ▶ \$ \_\_\_\_\_

**Caution.** An organization that is not covered by the General Rule and/or the Special Rules does not file Schedule B (Form 990, 990-EZ, or 990-PF), but it **must** answer "No" on Part IV, line 2 of its Form 990, or check the box on line H of its Form 990-EZ, or on line 2 of its Form 990-PF, to certify that it does not meet the filing requirements of Schedule B (Form 990, 990-EZ, or 990-PF).

LHA For Privacy Act and Paperwork Reduction Act Notice, see the Instructions  
for Form 990, 990-EZ, or 990-PF.

Schedule B (Form 990, 990-EZ, or 990-PF) (2009)

Name of organization

Employer identification number

HEALING STONES FOUNDATION

62-1633499

**Part I Contributors** (see instructions)

(a) No.	(b) Name, address, and ZIP + 4	(c) Aggregate contributions	(d) Type of contribution
1	LIFEWORCS FOUNDATIONS  NASHVILLE, TN 37205	\$ 465,000.	Person <input checked="" type="checkbox"/> Payroll <input type="checkbox"/> Noncash <input type="checkbox"/> (Complete Part II if there is a noncash contribution)
			Person <input type="checkbox"/> Payroll <input type="checkbox"/> Noncash <input type="checkbox"/> (Complete Part II if there is a noncash contribution)
			Person <input type="checkbox"/> Payroll <input type="checkbox"/> Noncash <input type="checkbox"/> (Complete Part II if there is a noncash contribution)
			Person <input type="checkbox"/> Payroll <input type="checkbox"/> Noncash <input type="checkbox"/> (Complete Part II if there is a noncash contribution.)
			Person <input type="checkbox"/> Payroll <input type="checkbox"/> Noncash <input type="checkbox"/> (Complete Part II if there is a noncash contribution)
			Person <input type="checkbox"/> Payroll <input type="checkbox"/> Noncash <input type="checkbox"/> (Complete Part II if there is a noncash contribution)



---



---

FORM 990-PF INTEREST ON SAVINGS AND TEMPORARY CASH INVESTMENTS STATEMENT 1

---

SOURCE	AMOUNT
INTEREST INCOME	108.
TOTAL TO FORM 990-PF, PART I, LINE 3, COLUMN A	108.

---



---



---

FORM 990-PF OTHER INCOME STATEMENT 2

---

DESCRIPTION	(A) REVENUE PER BOOKS	(B) NET INVEST- MENT INCOME	(C) ADJUSTED NET INCOME
TOBACCO SETTLEMENT	769.	0.	769.
TOTAL TO FORM 990-PF, PART I, LINE 11	769.	0.	769.

---



---



---

FORM 990-PF ACCOUNTING FEES STATEMENT 3

---

DESCRIPTION	(A) EXPENSES PER BOOKS	(B) NET INVEST- MENT INCOME	(C) ADJUSTED NET INCOME	(D) CHARITABLE PURPOSES
BAKER, SULLIVAN & HOOVER, PLC	9,850.	0.	0.	0.
MARIE SWINFORD, CPA	10,100.	0.	0.	0.
TO FORM 990-PF, PG 1, LN 16B	19,950.	0.	0.	0.

---



---



---

FORM 990-PF OTHER PROFESSIONAL FEES STATEMENT 4

---

DESCRIPTION	(A) EXPENSES PER BOOKS	(B) NET INVEST- MENT INCOME	(C) ADJUSTED NET INCOME	(D) CHARITABLE PURPOSES
GIDGET MALONE-CLEANING	2,895.	0.	0.	0.
DIANN PEDROCA-CLEANING	60.	0.	0.	0.
BB & T INSURANCE SERVICES	30,325.	0.	0.	0.
TO FORM 990-PF, PG 1, LN 16C	33,280.	0.	0.	0.

---

FORM 990-PF	TAXES			STATEMENT	5
DESCRIPTION	(A) EXPENSES PER BOOKS	(B) NET INVEST- MENT INCOME	(C) ADJUSTED NET INCOME	(D) CHARITABLE PURPOSES	
PAYROLL TAXES	6,362.	0.	0.	0.	
PROPERTY TAXES	5,648.	0.	0.	0.	
TN SECRETARY OF STATE	20.	0.	0.	0.	
TO FORM 990-PF, PG 1, LN 18	12,030.	0.	0.	0.	

FORM 990-PF	OTHER EXPENSES			STATEMENT	6
DESCRIPTION	(A) EXPENSES PER BOOKS	(B) NET INVEST- MENT INCOME	(C) ADJUSTED NET INCOME	(D) CHARITABLE PURPOSES	
AUTOMOBILE EXPENSE	3,413.	0.	0.	0.	
CONTRACT LABOR	15,192.	0.	0.	0.	
INSURANCE EXPENSE	3,512.	0.	0.	0.	
PEST CONTROL	0.	0.	0.	0.	
REPAIRS & MAINTENANCE	9,455.	0.	0.	0.	
ROADS & TRAILS	10,605.	0.	0.	0.	
SATELLITE EXPENSE	1,395.	0.	0.	0.	
SUPPLIES - OTHER	6,893.	0.	0.	0.	
TELEPHONE	3,339.	0.	0.	0.	
UTILITIES	21,463.	0.	0.	0.	
BANK SERVICE CHARGES	257.	0.	0.	0.	
EQUIPMENT RENTAL	686.	0.	0.	0.	
DUES & SUBSCRIPTION	70.	0.	0.	0.	
RADIO EXPENSE	369.	0.	0.	0.	
STORAGE EXPENSE	2,590.	0.	0.	0.	
WEBSITE EXPENSE	250.	0.	0.	0.	
SECURITY SERVICE	1,225.	0.	0.	0.	
DIESEL FUEL	3,317.	0.	0.	0.	
UT PROJECT	219.	0.	0.	0.	
TO FORM 990-PF, PG 1, LN 23	84,250.	0.	0.	0.	

FORM 990-PF	OTHER RECEIVABLES FROM OFFICERS, ETC.	STATEMENT	7
-------------	---------------------------------------	-----------	---

DESCRIPTION	BALANCE DUE	FMV OF LOAN
GEORGE BULLARD	157.	157.
TOTAL TO FORM 990-PF, PART II, LINE 6	157.	157.

**Depreciation and Amortization 990PF**  
 (Including Information on Listed Property)

▶ See separate instructions. ▶ Attach to your tax return.

OMB No 1545-0172

**2009**  
 Attachment  
 Sequence No 67

**HEALING STONES FOUNDATION**

**FORM 990-PF PAGE 1**

**62-1633499**

**Part I Election To Expense Certain Property Under Section 179** Note: If you have any listed property, complete Part V before you complete Part I.

1	Maximum amount See the instructions for a higher limit for certain businesses	1	250,000.
2	Total cost of section 179 property placed in service (see instructions)	2	
3	Threshold cost of section 179 property before reduction in limitation	3	800,000.
4	Reduction in limitation Subtract line 3 from line 2. If zero or less, enter -0-	4	
5	Dollar limitation for tax year Subtract line 4 from line 1. If zero or less, enter -0- If married filing separately, see instructions	5	
6	(a) Description of property	(b) Cost (business use only)	(c) Elected cost
7	Listed property Enter the amount from line 29	7	
8	Total elected cost of section 179 property. Add amounts in column (c), lines 6 and 7	8	
9	Tentative deduction. Enter the smaller of line 5 or line 8	9	
10	Carryover of disallowed deduction from line 13 of your 2008 Form 4562	10	
11	Business income limitation. Enter the smaller of business income (not less than zero) or line 5	11	
12	Section 179 expense deduction. Add lines 9 and 10, but do not enter more than line 11	12	
13	Carryover of disallowed deduction to 2010 Add lines 9 and 10, less line 12	13	

Note: Do not use Part II or Part III below for listed property. Instead, use Part V.

**Part II Special Depreciation Allowance and Other Depreciation (Do not include listed property)**

14	Special depreciation allowance for qualified property (other than listed property) placed in service during the tax year	14	22,678.
15	Property subject to section 168(f)(1) election	15	
16	Other depreciation (including ACRS)	16	179.

**Part III MACRS Depreciation (Do not include listed property) (See instructions.)**

**Section A**

17	MACRS deductions for assets placed in service in tax years beginning before 2009	17	56,279.
18	If you are electing to group any assets placed in service during the tax year into one or more general asset accounts, check here		

**Section B - Assets Placed in Service During 2009 Tax Year Using the General Depreciation System**

(a) Classification of property	(b) Month and year placed in service	(c) Basis for depreciation (business/investment use only - see instructions)	(d) Recovery period	(e) Convention	(f) Method	(g) Depreciation deduction
19a 3-year property						
b 5-year property		5,511.	5 YRS	HY	200DB	1,102.
c 7-year property		10,090.	7 YRS	HY	200DB	1,442.
d 10-year property						
e 15-year property		7,074.	15 YRS	HY	200DB	340.
f 20-year property						
g 25-year property			25 yrs.		S/L	
h Residential rental property	/		27 5 yrs.	MM	S/L	
	/		27 5 yrs.	MM	S/L	
i Nonresidential real property	/		39 yrs	MM	S/L	
	/			MM	S/L	

**Section C - Assets Placed in Service During 2009 Tax Year Using the Alternative Depreciation System**

20a Class life					S/L	
b 12-year			12 yrs.		S/L	
c 40-year	/		40 yrs.	MM	S/L	

**Part IV Summary (See instructions)**

21	Listed property Enter amount from line 28	21	2,498.
22	Total. Add amounts from line 12, lines 14 through 17, lines 19 and 20 in column (g), and line 21 Enter here and on the appropriate lines of your return Partnerships and S corporations - see instr	22	84,518.
23	For assets shown above and placed in service during the current year, enter the portion of the basis attributable to section 263A costs	23	

**Part V Listed Property** (Include automobiles, certain other vehicles, cellular telephones, certain computers, and property used for entertainment, recreation, or amusement.)**Note:** For any vehicle for which you are using the standard mileage rate or deducting lease expense, complete only 24a, 24b, columns (a) through (c) of Section A, all of Section B, and Section C if applicable.**Section A - Depreciation and Other Information** (Caution: See the instructions for limits for passenger automobiles.)**24a** Do you have evidence to support the business/investment use claimed? ☒ **Yes** ☐ **No** **24b** If "Yes," is the evidence written? ☒ **Yes** ☐ **No**

(a) Type of property (list vehicles first)	(b) Date placed in service	(c) Business/ investment use percentage	(d) Cost or other basis	(e) Basis for depreciation (business/investment use only)	(f) Recovery period	(g) Method/ Convention	(h) Depreciation deduction	(i) Elected section 179 cost
--	-------------------------------------	--	-------------------------------	--	---------------------------	------------------------------	----------------------------------	---------------------------------------

**25** Special depreciation allowance for qualified listed property placed in service during the tax year and used more than 50% in a qualified business use**25****26** Property used more than 50% in a qualified business use.

		%						
		%						
<b>SEE STATEMENT 8</b>		%					<b>2,498.</b>	

**27** Property used 50% or less in a qualified business use

		%				S/L -		
		%				S/L -		
		%				S/L -		

**28** Add amounts in column (h), lines 25 through 27. Enter here and on line 21, page 1**28** **2,498.****29** Add amounts in column (i), line 26. Enter here and on line 7, page 1**29****Section B - Information on Use of Vehicles**

Complete this section for vehicles used by a sole proprietor, partner, or other "more than 5% owner," or related person.

If you provided vehicles to your employees, first answer the questions in Section C to see if you meet an exception to completing this section for those vehicles.

	(a) Vehicle	(b) Vehicle	(c) Vehicle	(d) Vehicle	(e) Vehicle	(f) Vehicle
<b>30</b> Total business/investment miles driven during the year (do not include commuting miles)						
<b>31</b> Total commuting miles driven during the year						
<b>32</b> Total other personal (noncommuting) miles driven						
<b>33</b> Total miles driven during the year. Add lines 30 through 32						
<b>34</b> Was the vehicle available for personal use during off-duty hours?	Yes	No	Yes	No	Yes	No
<b>35</b> Was the vehicle used primarily by a more than 5% owner or related person?						
<b>36</b> Is another vehicle available for personal use?						

**Section C - Questions for Employers Who Provide Vehicles for Use by Their Employees**

Answer these questions to determine if you meet an exception to completing Section B for vehicles used by employees who are not more than 5% owners or related persons.

<b>37</b> Do you maintain a written policy statement that prohibits all personal use of vehicles, including commuting, by your employees?	Yes	No
<b>38</b> Do you maintain a written policy statement that prohibits personal use of vehicles, except commuting, by your employees? See the instructions for vehicles used by corporate officers, directors, or 1% or more owners		
<b>39</b> Do you treat all use of vehicles by employees as personal use?		
<b>40</b> Do you provide more than five vehicles to your employees, obtain information from your employees about the use of the vehicles, and retain the information received?		
<b>41</b> Do you meet the requirements concerning qualified automobile demonstration use?		

**Note:** If your answer to 37, 38, 39, 40, or 41 is "Yes," do not complete Section B for the covered vehicles.**Part VI Amortization**

(a) Description of costs	(b) Date amortization begins	(c) Amortizable amount	(d) Code section	(e) Amortization period or percentage	(f) Amortization for this year
-----------------------------	------------------------------------	------------------------------	------------------------	---	--------------------------------------

**42** Amortization of costs that begins during your 2009 tax year:

--	--	--	--	--	--

**43** Amortization of costs that began before your 2009 tax year**43****44** Total. Add amounts in column (f). See the instructions for where to report**44**

FORM 4562 TOTALS		LISTED PROPERTY INFORMATION-MORE THAN 50%					STATEMENT		8
(A) DESCRIPTION	(B) DATE	(C) BUS. %	(D) COST	(E) BASIS	(F) LIFE	(G) MTH/CV	(H) DEDUCTION	(I) 179 ELECTED	
(K) TOTAL MILES	(L) BUSINESS MILES	(M) COMMUTING MILES	(N) PERSONAL MILES	(O) WAS VEH. AVAIL.?	(P) > 5% OWNER?	(Q) ANOTHER VEH. AVAILABLE?			
				Y N	Y N	Y N			
TRUCK-CHEVY	09/03/96	100.00	7,990.	7,990.	5 YRS	200DB-HY		0.	
TRACTOR 4X4 GATOR	11/05/96	100.00	9,832.	9,832.	5 YRS	200DB-HY		0.	
ONE TON TRUCK	07/07/98	100.00	29,476.	29,476.	5 YRS	200DB-HY	1,775.		
FORD BRONCO	09/16/98	100.00	20,187.	20,187.	5 YRS	200DB-MQ		0.	
TREES	03/05/03	100.00	2,000.	1,400.	15 YR	200DB-HY		83.	
FENCE AND GATES	06/12/02	100.00	1,344.	941.	15 YR	200DB-HY		56.	
SINKING WELLS	07/11/02	100.00	4,977.	3,484.	15 YR	SL-HY		232.	
RED CEDAR TREES	03/20/03	100.00	1,700.	1,190.	15 YR	200DB-HY		70.	
DIGGING WATER LINE-BOBBY	08/13/03	100.00	9,550.	4,775.	15 YR	200DB-HY		282.	
TOTALS TO FORM 4562, PART V, LINE 26							2,498.		

Healing Stones Foundation [2601]  
**Form 4562 Worksheet - Depreciation**  
Federal

01/01/2009 - 12/31/2009 Business % Applied to Depreciation Values

System No.	Description	Date in Service	Cost / Other Basis	Bus./ Inv. %	Sec. 179/ Bonus/ (Cur. Yr. Only)	Beg. Accum. Depreciation/ (Sec. 179)	Method	Conv.	Life	Current Depreciation
<b>Part II, Line 16 --Other depreciation, Non MACRS property, non listed property and non section 168(f)(1)</b>										
<b>990-PF, Pg 1 #1 - 990-PF, Pg 1</b>										
SHEDD										
90		5/4/1998	7,000.00	100.0000	0.00	1,914.56	SL	N/A	39.0000	179.49
<b>Subtotal: 990-PF, Pg 1 #1 - 990-PF, Pg 1</b>			<b>7,000.00</b>		<b>0.00</b>	<b>1,914.56</b>				<b>179.49</b>
Less dispositions and exchanges			0.00		0.00	0.00				0.00
<b>Net for: 990-PF, Pg 1 #1 - 990-PF, Pg 1</b>			<b>7,000.00</b>		<b>0.00</b>	<b>1,914.56</b>				<b>179.49</b>
<b>Subtotal - Part II, Line 16 --Other depreciation, Non MACRS property, non listed property and non section 168(f)(1)</b>										
<b>Part III, Line 17 --MACRS deductions for assets placed in service in tax years beginning before 2009</b>										
<b>990-PF, Pg 1 #1 - 990-PF, Pg 1</b>										
BARN ADDITION										
1		9/3/1996	5,000.00	100.0000	0.00	1,575.86	MSL	MM	39.0000	128.20
BARN ADDITION (MATERIALS)										
2		9/3/1996	6,260.93	100.0000	0.00	1,973.31	MSL	MM	39.0000	160.53
BARN ADDITION(1995)										
3		9/3/1996	4,160.00	100.0000	0.00	1,311.16	MSL	MM	39.0000	106.66
LINE/WATER/WELL										
4		9/3/1996	3,936.70	100.0000	0.00	1,240.77	MSL	MM	39.0000	100.94
WOOD/WIRING										
5		2/13/1997	163.98	100.0000	0.00	49.92	MSL	MM	39.0000	4.20
HISTORIC CABIN										
6		9/3/1996	16,668.63	100.0000	0.00	5,253.57	MSL	MM	39.0000	427.40
CABIN LABOR(1995)										
7		9/3/1996	27,553.67	100.0000	0.00	8,684.30	MSL	MM	39.0000	706.50
CABIN(MATERIALS)										
8		9/3/1996	10,016.69	100.0000	0.00	3,157.06	MSL	MM	39.0000	256.83
CABIN ROOF(1995)										
9		9/3/1996	5,353.00	100.0000	0.00	1,687.15	MSL	MM	39.0000	137.25
PORCH										
10		1/10/1997	4,672.50	100.0000	0.00	1,432.79	MSL	MM	39.0000	119.80
H. CABIN										
11		1/17/1997	9,345.00	100.0000	0.00	2,865.68	MSL	MM	39.0000	239.61
HEATING/AC										
12		1/3/1997	2,204.00	100.0000	0.00	675.85	MSL	MM	39.0000	56.51
MEDITATION HOUSE(1996 EXPENSES TO BUILD)										
13		12/1/1996	28,382.60	100.0000	0.00	8,763.37	MSL	MM	39.0000	727.76
1997 EXPENSES										
14		1/31/1997	3,818.90	100.0000	0.00	1,171.10	MSL	MM	39.0000	97.92
PORCH COMPANY										

Healing Stones Foundation [2601]  
**Form 4562 Worksheet - Depreciation**  
Federal

01/01/2009 - 12/31/2009 Business % Applied to Depreciation Values

System No.	Description	Date in Service	Cost / Other Basis	Bus./ Inv. %	Sec. 179/ Bonus/ (Cur. Yr. Only)	Beg. Accum. Depreciation/ (Sec. 179)	Method	Conv.	Life	Current Depreciation
Part III, Line 17 --MACRS deductions for assets placed in service in tax years beginning before 2009										
990-PF, Pg 1 #1 - 990-PF, Pg 1										
15	FENCE	3/6/1997	4,897.50	100.0000	0.00	1,480.84	MSL	MM	39.0000	125.57
16	FENCE	3/12/1997	3,825.00	100.0000	0.00	1,156.54	MSL	MM	39.0000	98.08
17	FENCE	4/1/1997	2,947.00	100.0000	0.00	884.77	MSL	MM	39.0000	75.56
18	FENCE	5/7/1997	3,944.88	100.0000	0.00	1,175.97	MSL	MM	39.0000	101.15
19	TRACTOR TOP	9/25/1997	2,125.00	100.0000	0.00	615.31	MSL	MM	39.0000	54.49
24	ROCK RAKE	9/3/1996	134.63	100.0000	0.00	134.63	M	HY	7.0000	0.00
26	POST HOLE DIGGER	9/3/1996	467.03	100.0000	0.00	467.03	M	HY	7.0000	0.00
27	DIESEL TANK	9/3/1996	525.00	100.0000	0.00	525.00	M	HY	7.0000	0.00
28	WINCH	9/3/1996	838.59	100.0000	0.00	838.59	M	HY	7.0000	0.00
29	GENERAL EQUIPMENT	9/3/1996	166.71	100.0000	0.00	166.71	M	HY	7.0000	0.00
30	APPLIANCES (1995)	9/3/1996	5,411.00	100.0000	0.00	5,411.00	M	HY	7.0000	0.00
31	APPLIANCES (1996)	9/3/1996	1,837.00	100.0000	0.00	1,837.00	M	HY	7.0000	0.00
32	WINCH ON BRONCO (1995)	9/3/1996	2,990.07	100.0000	0.00	2,990.07	M	HY	7.0000	0.00
33	HEATER	9/3/1996	1,786.66	100.0000	0.00	1,786.66	M	HY	7.0000	0.00
34	CANOPY	12/17/1996	333.12	100.0000	0.00	333.12	M	HY	7.0000	0.00
35	GOOSENECK TRAILER(BARUFF)	1/16/1997	1,924.10	100.0000	0.00	1,924.10	M	HY	7.0000	0.00
36	PISTOL	1/30/1997	5,750.00	100.0000	0.00	5,750.00	M	HY	7.0000	0.00
37	TWO WAY RADIOS (3)	2/8/1997	607.24	100.0000	0.00	607.24	M	HY	7.0000	0.00
40	SPRAYER-55 GALLON	3/27/1997	2,159.59	100.0000	0.00	2,159.59	M	HY	7.0000	0.00
41		4/18/1997	418.56	100.0000	0.00	418.56	M	HY	7.0000	0.00



Healing Stones Foundation [2601]  
**Form 4562 Worksheet - Depreciation**  
Federal

01/01/2009 - 12/31/2009 Business % Applied to Depreciation Values

System No.	Description	Date In Service	Cost / Other Basis	Bus./ Inv. %	Sec. 179/ Bonus/ Yr. Only	Beg. Accum. Depreciation/ (Sec. 179)	Method	Conv.	Life	Current Depreciation
<b>Part III, Line 17 --MACRS deductions for assets placed in service in tax years beginning before 2009</b>										
<b>990-PF, Pg 1 #1 - 990-PF, Pg 1</b>										
42	TRACTOR CANOPY	5/26/1997	151.11	100.0000	0.00	151.11	M	HY	7.0000	0.00
43	TOOLS	5/7/1997	160.97	100.0000	0.00	160.97	M	HY	7.0000	0.00
44	FRONT END LOADER	5/7/1997	4,159.00	100.0000	0.00	4,159.00	M	HY	7.0000	0.00
45	RADIOS	5/8/1997	95.24	100.0000	0.00	95.24	M	HY	7.0000	0.00
46	GRASS CATCHER	7/30/1997	8,130.30	100.0000	0.00	8,130.30	M	HY	7.0000	0.00
48	WELDING TORCH	9/9/1997	377.22	100.0000	0.00	377.22	M	HY	7.0000	0.00
51	ESTES FURNITURE	9/3/1996	461.71	100.0000	0.00	461.71	M	HY	7.0000	0.00
52	CANTRELLS FURNITURE-BED	9/3/1996	332.18	100.0000	0.00	332.18	M	HY	7.0000	0.00
53	NORTHGATE FURNITURE	9/3/1996	7,462.01	100.0000	0.00	7,462.01	M	HY	7.0000	0.00
54	GREENHILLS ANTIQUE	9/3/1996	2,302.48	100.0000	0.00	2,302.48	M	HY	7.0000	0.00
55	PRINTS	9/3/1996	148.25	100.0000	0.00	148.25	M	HY	7.0000	0.00
56	COMPUTER SPEAKERS	9/3/1996	288.58	100.0000	0.00	288.58	M	HY	7.0000	0.00
57	FURNITURE	9/3/1996	952.60	100.0000	0.00	952.60	M	HY	7.0000	0.00
58	FURNISHINGS FOR CABIN(HIGHGATE HOUSE)	9/3/1996	2,366.35	100.0000	0.00	2,366.35	M	HY	7.0000	0.00
59	SMITHVILLE FURNITURE (1995)	9/3/1996	550.00	100.0000	0.00	550.00	M	HY	7.0000	0.00
60	NORTHGATE GALLERY(1995)	9/3/1996	5,108.43	100.0000	0.00	5,108.43	M	HY	7.0000	0.00
61	FURNITURE(1995)	9/3/1996	3,242.13	100.0000	0.00	3,242.13	M	HY	7.0000	0.00
62	FURNITURE(CABIN)	1/3/1997	1,510.26	100.0000	0.00	1,510.26	M	HY	7.0000	0.00
63	FURNITURE-MEDIATION HOUSE	1/31/1997	483.95	100.0000	0.00	483.95	M	HY	7.0000	0.00
	FILE CABINET									

Healing Stones Foundation [2601]  
**Form 4562 Worksheet - Depreciation**  
Federal

01/01/2009 - 12/31/2009

Business % Applied to Depreciation Values

System No.	Description	Date In Service	Cost / Other Basis	Bus./ Inv. %	Sec. 179/ Bonus/ Yr. Only	Beg. Accum. Depreciation/ (Sec. 179)	Method	Conv.	Life	Current Depreciation
Part III, Line 17 --MACRS deductions for assets placed in service in tax years beginning before 2009										
990-PF, Pg 1 #1 - 990-PF, Pg 1										
64	FURNITURE	3/6/1997	151.54	100.0000	0.00	151.54	M	HY	7.0000	0.00
65	FURNITURE-MEDIATION HOUSE	3/6/1997	382.66	100.0000	0.00	382.66	M	HY	7.0000	0.00
66	FURNITURE-CABIN	3/1/1997	964.43	100.0000	0.00	964.43	M	HY	7.0000	0.00
67	ARTWORK	5/7/1997	92.02	100.0000	0.00	92.02	M	HY	7.0000	0.00
68	FURNITURE	5/8/1997	200.70	100.0000	0.00	200.70	M	HY	7.0000	0.00
69	HISTORIC CABIN	5/8/1997	81.19	100.0000	0.00	81.19	M	HY	7.0000	0.00
70	TRESTLE TABLE	5/14/1997	472.43	100.0000	0.00	472.43	M	HY	7.0000	0.00
71	TABLE	5/26/1997	2,700.00	100.0000	0.00	2,700.00	M	HY	7.0000	0.00
72	CARLTON HOUSE	6/10/1997	145.66	100.0000	0.00	145.66	M	HY	7.0000	0.00
73	FURNISHINGS FOR CABIN	6/13/1997	1,595.20	100.0000	0.00	1,595.20	M	HY	7.0000	0.00
74	FENCE	9/3/1997	103.90	100.0000	0.00	103.90	M	HY	7.0000	0.00
75	WATER PUMP	10/9/1997	838.33	100.0000	0.00	240.95	M	MM	39.0000	21.49
77	ELECTRICITY TO WATER PUMP	10/22/1997	300.00	100.0000	0.00	300.00	MT	HY	7.0000	0.00
78	WATER PUMP	10/22/1997	600.00	100.0000	0.00	600.00	MT	HY	7.0000	0.00
79	TRACTOR	11/3/1997	2,480.62	100.0000	0.00	2,480.62	MT	HY	7.0000	0.00
80	HISTORIC CABIN	11/20/1997	32,830.00	100.0000	0.00	32,830.00	MT	HY	7.0000	0.00
81	FLOORING	12/12/1997	475.22	100.0000	0.00	475.22	MT	MQ	7.0000	0.00
82	1998 FURNITURE	1/26/1998	303.81	100.0000	0.00	85.38	MT	MM	39.0000	7.79
83	HAY BALER	1/14/1998	260.00	100.0000	0.00	260.00	MT	MQ	7.0000	0.00
85		2/3/1998	3,650.00	100.0000	0.00	3,650.00	MT	MQ	7.0000	0.00

Healing Stones Foundation [2601]  
**Form 4562 Worksheet - Depreciation**  
Federal

2/10/2010  
8:52:12AM

01/01/2009 - 12/31/2009

Business % Applied to Depreciation Values

System No.	Description	Date In Service	Cost / Other Basis	Bus./ Inv. %	Sec. 179/ Bonus/ (Cur. Yr. Only)	Beg. Accum. Depreciation/ (Sec. 179)	Method	Conv.	Life	Current Depreciation
<b>Part III, Line 17 --MACRS deductions for assets placed in service in tax years beginning before 2009</b>										
<b>990-PF, Pg 1 #1 - 990-PF, Pg 1</b>										
86	JOHN DEERE 640SL LOADER	2/11/1998	6,425.00	100.0000	0.00	6,425.00	MT	MQ	7.0000	0.00
87	BALER HITCH	2/13/1998	107.81	100.0000	0.00	107.81	MT	MQ	7.0000	0.00
91	TROUT POND	4/6/1998	2,665.00	100.0000	0.00	1,902.52	MSL	MM	15.0000	177.67
92	TROUT POND	4/13/1998	3,865.00	100.0000	0.00	2,759.19	MSL	MM	15.0000	257.66
93	TROUT POND	4/20/1998	1,630.00	100.0000	0.00	1,163.65	MSL	MM	15.0000	108.66
94	TROUT POND	4/28/1998	4,720.00	100.0000	0.00	3,369.56	MSL	MM	15.0000	314.67
95	TROUT POND	5/4/1998	1,915.00	100.0000	0.00	1,356.47	MSL	MM	15.0000	127.66
96	TROUT POND	5/7/1998	2,430.00	100.0000	0.00	1,721.25	MSL	MM	15.0000	162.00
97	TROUT POND	5/14/1998	3,200.00	100.0000	0.00	2,266.66	MSL	MM	15.0000	213.33
99	DRY CREEK	6/2/1998	3,580.00	100.0000	0.00	2,515.95	MSL	MM	15.0000	238.67
100	DRY CREEK	6/4/1998	5,740.00	100.0000	0.00	4,033.95	MSL	MM	15.0000	382.67
101	DRY CREEK	6/16/1998	450.00	100.0000	0.00	316.25	MSL	MM	15.0000	30.00
102	DRY CREEK	6/19/1998	3,190.00	100.0000	0.00	2,241.87	MSL	MM	15.0000	212.66
103	JACK UP HOUSE	6/30/1998	5,365.00	100.0000	0.00	3,770.41	MSL	MM	15.0000	357.67
104	JACK UP HOUSE	5/20/1998	2,500.00	100.0000	0.00	731.09	MSL	MM	39.0000	62.34
105	JACK UP HOUSE	6/2/1998	4,000.00	100.0000	0.00	1,150.61	MSL	MM	39.0000	100.12
106	SHED	6/30/1998	2,000.00	100.0000	0.00	575.27	MSL	MM	39.0000	50.06
107	DRY CREEK HOUSE	7/16/1998	7,351.28	100.0000	0.00	1,971.43	MSL	MM	39.0000	188.49
108	WEED EATER	7/16/1998	5,000.00	100.0000	0.00	3,486.10	MSL	MM	15.0000	333.34

Healing Stones Foundation [2601]  
**Form 4562 Worksheet - Depreciation**  
Federal

2/10/2010  
8:52:12AM

01/01/2009 - 12/31/2009

Business % Applied to Depreciation Values

System No.	Description	Date In Service	Cost / Other Basis	Bus./ Inv. %	Sec. 179/ Bonus/ (Cur. Yr. Only)	Beg. Accum. Depreciation/ (Sec. 179)	Method	Conv.	Life	Current Depreciation
Part III, Line 17 --MACRS deductions for assets placed in service in tax years beginning before 2009										
990-PF, Pg 1 #1 - 990-PF, Pg 1										
109	WATER PUMP	7/10/1998	943.05	100.0000	0.00	943.05	MT	MQ	5.0000	0.00
111	DRY CREEK	7/8/1998	510.71	100.0000	0.00	510.71	MT	MQ	5.0000	0.00
112	DRY CREEK	7/7/1998	2,920.00	100.0000	0.00	2,035.90	MSL	MM	15.0000	194.66
113	DRY CREEK	7/10/1998	975.00	100.0000	0.00	679.80	MSL	MM	15.0000	65.00
114	FURNITURE	7/30/1998	1,240.00	100.0000	0.00	864.56	MSL	MM	15.0000	82.67
115	DRY CREEK WORK	7/8/1998	103.45	100.0000	0.00	103.45	MT	MQ	5.0000	0.00
116	WATER PIPE	8/6/1998	5,000.00	100.0000	0.00	3,458.33	MSL	MM	15.0000	333.33
117	TROUT POND WARNINGS	8/12/1998	2,515.53	100.0000	0.00	1,739.89	MSL	MM	15.0000	167.71
118	POND ROAD WORK	8/6/1998	3,100.00	100.0000	0.00	2,144.17	MSL	MM	15.0000	206.67
119	DRY CREEK ROAD	8/17/1998	2,120.00	100.0000	0.00	1,466.33	MSL	MM	15.0000	141.33
120	OFFICE IMPROVEMENTS	8/21/1998	3,360.00	100.0000	0.00	2,324.00	MSL	MM	15.0000	224.00
121	OFFICE IMPROVEMENTS	8/7/1998	325.41	100.0000	0.00	86.53	MSL	MM	39.0000	8.35
122	TROUT POND	8/8/1998	3,466.84	100.0000	0.00	922.29	MSL	MM	39.0000	88.89
123	BARN ADDITIONS	5/25/1998	7,225.00	100.0000	0.00	5,117.72	MSL	MM	15.0000	481.66
124	DOCK	9/15/1998	4,616.36	100.0000	0.00	1,218.26	MSL	MM	39.0000	118.37
125	DRY CREEK	9/17/1998	3,160.00	100.0000	0.00	2,168.12	MSL	MM	15.0000	210.66
126	GLASS TRACTOR DOOR	9/20/1998	23,595.00	100.0000	0.00	16,188.79	MSL	MM	15.0000	1,573.00
127	TOOL BOX FOR TRUCK	9/16/1998	263.25	100.0000	0.00	263.25	MT	MQ	7.0000	0.00
128	DRY CREEK WORK	9/4/1998	290.52	100.0000	0.00	290.52	MT	MQ	7.0000	0.00
130		10/2/1998	2,190.00	100.0000	0.00	1,490.42	MSL	MM	15.0000	146.00

Healing Stones Foundation [2601]  
**Form 4562 Worksheet - Depreciation**

2/10/2010  
8:52:12AM

01/01/2009 - 12/31/2009

Federal

Business % Applied to Depreciation Values

System No.	Description	Date In Service	Cost / Other Basis	Bus./ Inv. %	Sec. 179/ Bonus/ (Cur. Yr. Only)	Beg. Accum. Depreciation/ (Sec. 179)	Method	Conv.	Life	Current Depreciation
Part III, Line 17 --MACRS deductions for assets placed in service in tax years beginning before 2009										
990-PF, Pg 1 #1 - 990-PF, Pg 1										
131	DRY CREEK WORK	10/9/1998	905.00	100.0000	0.00	615.89	MSL	MM	15.0000	60.34
132	DRY CREEK WORK	10/12/1998	15,000.00	100.0000	0.00	10,208.34	MSL	MM	15.0000	1,000.00
133	DRY CREEK WORK	10/16/1998	2,945.00	100.0000	0.00	2,004.23	MSL	MM	15.0000	196.33
134	DRY CREEK WORK	10/23/1998	1,525.00	100.0000	0.00	1,037.86	MSL	MM	15.0000	101.66
135	PLUMBING	10/27/1998	325.03	100.0000	0.00	221.22	MSL	MM	15.0000	21.66
136	DRY CREEK WORK	10/28/1998	20,000.00	100.0000	0.00	13,611.10	MSL	MM	15.0000	1,333.34
137	DRY CREEK WORK	10/30/1998	3,370.00	100.0000	0.00	2,293.48	MSL	MM	15.0000	224.67
138	TELEPHONES FOR OFFICE	10/21/1998	425.42	100.0000	0.00	425.42	MT	HY	7.0000	0.00
139	OFFICE IMPROVEMENTS	10/2/1998	75.00	100.0000	0.00	19.60	MSL	MM	39.0000	1.92
140	LABOR	10/2/1998	937.50	100.0000	0.00	245.42	MSL	MM	39.0000	24.04
141	LUMBER	10/2/1998	250.41	100.0000	0.00	65.54	MSL	MM	39.0000	6.42
142	PAINT	10/9/1998	83.56	100.0000	0.00	21.85	MSL	MM	39.0000	2.14
143	OFFICE IMPROVEMENTS	10/10/1998	190.00	100.0000	0.00	49.72	MSL	MM	39.0000	4.87
144	LABOR	10/10/1998	40.00	100.0000	0.00	10.49	MSL	MM	39.0000	1.02
145	LABOR	10/10/1998	237.50	100.0000	0.00	62.17	M	MM	39.0000	6.09
146	WIRING	10/12/1998	1,125.00	100.0000	0.00	294.50	MSL	MM	39.0000	28.85
147	PLUMBING	11/4/1998	667.66	100.0000	0.00	450.66	MSL	MM	15.0000	44.51
148	CONTRACTOR	11/4/1998	1,555.00	100.0000	0.00	1,049.63	MSL	MM	15.0000	103.67
149	WIRE XSFR-DRY CREEK WORK	11/11/1998	5,000.00	100.0000	0.00	3,374.99	MSL	MM	15.0000	333.34
	CONTRACTOR PAYMENT									

Healing Stones Foundation [2601]  
**Form 4562 Worksheet - Depreciation**  
Federal

01/01/2009 - 12/31/2009

Business % Applied to Depreciation Values

System No.	Description	Date In Service	Cost / Other Basis	Bus./ Inv. %	Sec. 179/ Bonus/ (Cur. Yr. Only)	Beg. Accum. Depreciation/ (Sec. 179)	Method	Conv.	Life	Current Depreciation
<b>Part III, Line 17 --MACRS deductions for assets placed in service in tax years beginning before 2009</b>										
<b>990-PF, Pg 1 #1 - 990-PF, Pg 1</b>										
150	CONTRACTOR	11/13/1998	10,000.00	100.0000	0.00	6,750.01	MSL	MM	15.0000	666.66
151	CONTRACTOR	11/13/1998	1,475.00	100.0000	0.00	995.62	MSL	MM	15.0000	98.33
152	CONTRACTOR	11/20/1998	640.00	100.0000	0.00	432.01	MSL	MM	15.0000	42.66
153	PLUMBING-POND	11/25/1998	1,865.00	100.0000	0.00	1,258.87	MSL	MM	15.0000	124.33
154	TUB/TOILET	11/1/1998	610.55	100.0000	0.00	412.11	MSL	MM	15.0000	40.71
155	DRILL WELL	10/1/1998	300.00	100.0000	0.00	204.17	MSL	MM	15.0000	20.00
156	GARDEN WORK	12/1/1998	1,049.00	100.0000	0.00	702.24	MSL	MM	15.0000	69.93
157	DRY CREEK WORK	12/1/1998	1,100.00	100.0000	0.00	736.38	MSL	MM	15.0000	73.34
158	DRY CREEK WORK	12/7/1998	8,000.00	100.0000	0.00	5,355.55	MSL	MM	15.0000	533.33
159	DRY CREEK WORK	12/17/1998	1,960.75	100.0000	0.00	1,312.62	MSL	MM	15.0000	130.72
160	FURNITURE FOR DRY CREEK HOUSE	12/28/1998	25,000.00	100.0000	0.00	16,736.12	MSL	MM	15.0000	1,666.66
161	DRY CREEK WORK	12/30/1998	757.63	100.0000	0.00	757.63	MT	HY	5.0000	0.00
162	3 TON HEIL ELECTRIC SYSTEM	1/21/1999	11,000.00	100.0000	0.00	7,302.77	MSL	MM	15.0000	733.33
163	SUPPLIES FOR HOUSE	1/9/1999	2,600.00	100.0000	0.00	1,695.40	MSL	MM	15.0000	179.42
164	DRY CREEK FURNITURE	1/9/1999	242.99	100.0000	0.00	161.33	MSL	MM	15.0000	16.20
165	GREENHOUSE WORK	1/9/1999	3,832.05	100.0000	0.00	3,832.05	MT	HY	5.0000	0.00
166	GREENHOUSE WORK	1/7/1999	800.00	100.0000	0.00	204.28	MSL	MM	39.0000	20.51
167	WATER PIPE	1/13/1999	101.70	100.0000	0.00	25.99	MSL	MM	39.0000	2.61
168	MIX CONCRETE	1/13/1999	85.61	100.0000	0.00	21.86	MSL	MM	39.0000	2.20
169		1/13/1999	139.00	100.0000	0.00	35.47	MSL	MM	39.0000	3.56

# Healing Stones Foundation [2601] Form 4562 Worksheet - Depreciation Federal

01/01/2009 - 12/31/2009

Business % Applied to Depreciation Values

System No.	Description	Date In Service	Cost / Other Basis	Bus./ Inv. %	Sec. 179/ Bonus/ (Cur. Yr. Only)	Beg. Accum. Depreciation/ (Sec. 179)	Method	Conv.	Life	Current Depreciation
<b>Part III, Line 17 --MACRS deductions for assets placed in service in tax years beginning before 2009</b>										
<b>990-PF, Pg 1 #1 - 990-PF, Pg 1</b>										
LABOR										
170	CONCRETE BLOCK	1/15/1999	523.21	100.0000	0.00	133.62	MSL	MM	39.0000	13.41
171	MIX CONCRETE	1/18/1999	600.00	100.0000	0.00	153.19	MSL	MM	39.0000	15.39
172	WATER PIPE	1/19/1999	20.64	100.0000	0.00	5.28	MSL	MM	39.0000	0.53
173	CONCRETE BLOCK	1/19/1999	10.70	100.0000	0.00	2.71	MSL	MM	39.0000	0.28
174	GREENHOUSE WORK	1/19/1999	600.93	100.0000	0.00	153.48	MSL	MM	39.0000	15.41
175	MIX CONCRETE	1/26/1999	3,390.30	100.0000	0.00	865.81	MSL	MM	39.0000	86.93
176	CONCRETE BLOCK	1/26/1999	99.79	100.0000	0.00	25.50	MSL	MM	39.0000	2.56
177	CONCRETE BLOCK	1/28/1999	325.19	100.0000	0.00	83.06	MSL	MM	39.0000	8.34
178	LUMBER	1/28/1999	500.00	100.0000	0.00	127.69	MSL	MM	39.0000	12.82
179	CONCRETE BLOCK	1/29/1999	111.04	100.0000	0.00	28.38	MSL	MM	39.0000	2.85
180	MIX CONCRETE	1/29/1999	55.95	100.0000	0.00	14.28	MSL	MM	39.0000	1.43
181	MIKE FOSTER - LABOR	1/19/1999	60.58	100.0000	0.00	15.44	MSL	MM	39.0000	1.55
182	MIKE FOSTER - LABOR	2/6/1999	3,100.00	100.0000	0.00	2,040.84	MSL	MM	15.0000	206.67
183	MIKE FOSTER - LABOR	2/10/1999	3,000.00	100.0000	0.00	1,975.00	MSL	MM	15.0000	200.00
184	MIKE FOSTER - LABOR	2/19/1999	1,500.00	100.0000	0.00	987.51	MSL	MM	15.0000	100.00
185	WATER PIPE	2/24/1999	129.47	100.0000	0.00	85.23	MSL	MM	15.0000	8.63
186	MIKE FOSTER -LABOR	2/25/1999	6,000.00	100.0000	0.00	3,950.01	MSL	MM	15.0000	400.00
187	LUMBER	2/3/1999	598.35	100.0000	0.00	151.51	MSL	MM	39.0000	15.34
188	BUILDING SUPPLIES	2/3/1999	77.12	100.0000	0.00	19.55	MSL	MM	39.0000	1.98

Healing Stones Foundation [2601]  
**Form 4562 Worksheet - Depreciation**  
Federal

01/01/2009 - 12/31/2009

Business % Applied to Depreciation Values

System No.	Description	Date In Service	Cost / Other Basis	Bus./ Inv. %	Sec. 179/ Bonus/ Yr. Only	Beg. Accum. Depreciation/ (Sec. 179)	Method	Conv.	Life	Current Depreciation
<b>Part III, Line 17 --MACRS deductions for assets placed in service in tax years beginning before 2009</b>										
<b>990-PF, Pg 1 #1 - 990-PF, Pg 1</b>										
189	GREENHOUSE SUPPLIES	2/4/1999	22.41	100.0000	0.00	5.66	MSL	MM	39.0000	0.58
190	ROCK	2/4/1999	1,104.41	100.0000	0.00	279.70	MSL	MM	39.0000	28.32
191	LABOR	2/5/1999	400.00	100.0000	0.00	101.32	MSL	MM	39.0000	10.26
192	SUPPLIES	2/6/1999	900.00	100.0000	0.00	227.94	MSL	MM	39.0000	23.08
193	LUMBER	2/10/1999	67.38	100.0000	0.00	17.08	MSL	MM	39.0000	1.73
194	PIPES	2/10/1999	135.00	100.0000	0.00	34.17	MSL	MM	39.0000	3.46
195	LUMBER	2/11/1999	18.13	100.0000	0.00	4.59	MSL	MM	39.0000	0.46
196	LUMBER	2/11/1999	134.59	100.0000	0.00	34.08	MSL	MM	39.0000	3.45
197	LABOR	2/11/1999	451.40	100.0000	0.00	114.28	MSL	MM	39.0000	11.57
198	ROCK	2/11/1999	800.00	100.0000	0.00	202.57	MSL	MM	39.0000	20.51
199	LABOR	2/11/1999	120.00	100.0000	0.00	30.42	MSL	MM	39.0000	3.08
200	GREENHOUSE WORK	2/12/1999	400.00	100.0000	0.00	101.32	MSL	MM	39.0000	10.26
201	LABOR	2/18/1999	73.50	100.0000	0.00	18.60	MSL	MM	39.0000	1.88
202	LUMBER	2/18/1999	600.00	100.0000	0.00	151.91	MSL	MM	39.0000	15.39
203	GREENHOUSE WORK	2/22/1999	257.19	100.0000	0.00	65.11	MSL	MM	39.0000	6.60
204	DRY CREEK WORK	2/22/1999	367.20	100.0000	0.00	92.99	MSL	MM	39.0000	9.41
205	LABOR	2/9/1999	53,346.77	100.0000	0.00	35,119.95	MSL	MM	15.0000	3,556.45
206	MOVE DIRT	3/12/1999	336.00	100.0000	0.00	219.33	MSL	MM	15.0000	22.40
207	LABOR	3/12/1999	1,775.00	100.0000	0.00	1,158.67	MSL	MM	15.0000	118.34
208		3/16/1999	9,000.00	100.0000	0.00	5,875.00	MSL	MM	15.0000	600.00



# Healing Stones Foundation [2601] Form 4562 Worksheet - Depreciation

01/01/2009 - 12/31/2009 Business % Applied to Depreciation Values

System No.	Description	Date In Service	Cost / Other Basis	Bus./ Inv. %	Sec. 179/ Bonus/ (Cur. Yr. Only)	Beg. Accum. Depreciation/ (Sec. 179)	Method	Conv.	Life	Current Depreciation
[Part III, Line 17 --MACRS deductions for assets placed in service in tax years beginning before 2009										
990-PF, Pg 1 #1 - 990-PF, Pg 1										
LABOR										
209		3/19/1999	1,590.00	100.0000	0.00	1,037.92	MSL	MM	15 0000	106.00
LABOR										
210		3/23/1999	4,500.00	100.0000	0.00	2,937.50	MSL	MM	15 0000	300.00
PLUMBING										
211		3/24/1999	1,100.87	100.0000	0.00	718.62	MSL	MM	15 0000	73.39
BATHROOM										
212		3/3/1999	1,692.29	100.0000	0.00	1,104.70	MSL	MM	15 0000	112.82
APPLIANCES										
213		3/3/1999	5,846.26	100.0000	0.00	3,816.31	MSL	MM	15 0000	389.75
DRY CREEK FURNITURE										
214		3/4/1999	624.19	100.0000	0.00	624.19	MT	HY	5 0000	0.00
BOOKSHELF IN OFFICE										
215		3/12/1999	200.00	100.0000	0.00	200.00	MT	HY	5.0000	0.00
FURNITURE										
216		3/3/1999	893.06	100.0000	0.00	893.06	MT	HY	5.0000	0.00
INV-9451 CONSULTATION										
217		3/17/1999	800.00	100.0000	0.00	800.00	MT	HY	5.0000	0.00
LABOR										
218		3/1/1999	900.00	100.0000	0.00	226.02	MSL	MM	39.0000	23.07
LUMBER										
219		3/2/1999	141.92	100.0000	0.00	35.65	MSL	MM	39.0000	3.64
LIGHTS										
220		3/3/1999	43.26	100.0000	0.00	10.87	MSL	MM	39 0000	1.11
SIDING										
221		3/4/1999	234.35	100.0000	0.00	58.86	MSL	MM	39 0000	6.01
EVAPORATOR										
222		3/5/1999	531.77	100.0000	0.00	133.51	MSL	MM	39 0000	13.64
LABOR										
223		3/5/1999	1,560.00	100.0000	0.00	391.72	MSL	MM	39.0000	40.00
PIPE										
224		3/5/1999	32.64	100.0000	0.00	8.22	MSL	MM	39 0000	0.84
LABOR										
225		3/5/1999	800.00	100.0000	0.00	200.85	MSL	MM	39 0000	20.51
WATER SYSTEM										
226		3/9/1999	568.40	100.0000	0.00	142.69	MSL	MM	39 0000	14.57
LUMBER										
227		3/10/1999	282.80	100.0000	0.00	71.00	MSL	MM	39 0000	7.25
WATER HEATER										

# Healing Stones Foundation [2601] Form 4562 Worksheet - Depreciation Federal

2/10/2010  
8:52:12AM

01/01/2009 - 12/31/2009

Business % Applied to Depreciation Values

System No.	Description	Date In Service	Cost / Other Basis	Bus./ Inv. %	Sec. 179/ Bonus/ Yr. Only	Beg. Accum. Depreciation/ (Sec. 179)	Method	Conv.	Life	Current Depreciation
Part III, Line 17 --MACRS deductions for assets placed in service in tax years beginning before 2009										
990-PF, Pg 1 #1 - 990-PF, Pg 1										
228	LABOR	3/12/1999	190.81	100.0000	0.00	47.89	MSL	MM	39.0000	4.89
229	LUMBER	3/12/1999	800.00	100.0000	0.00	200.85	MSL	MM	39.0000	20.51
230	CONCRETE SEALER	3/19/1999	32.41	100.0000	0.00	8.13	MSL	MM	39.0000	0.83
231	LABOR	3/19/1999	96.64	100.0000	0.00	24.29	MSL	MM	39.0000	2.48
232	WATER COOLING SYSTEM	3/19/1999	500.00	100.0000	0.00	125.55	MSL	MM	39.0000	12.82
233	THERMOSTAT	3/20/1999	1,450.74	100.0000	0.00	364.29	MSL	MM	39.0000	37.20
234	LABOR	3/25/1999	48.60	100.0000	0.00	12.24	MSL	MM	39.0000	1.24
235	LUMBER/CONCRETE	3/25/1999	700.00	100.0000	0.00	175.78	MSL	MM	39.0000	17.95
236	WATER HEATER	3/26/1999	436.99	100.0000	0.00	109.71	MSL	MM	39.0000	11.21
237	ROCK FOR ROAD	3/2/1999	287.11	100.0000	0.00	72.08	MSL	MM	39.0000	7.36
238	LABOR	3/26/1999	1,885.00	100.0000	0.00	1,230.49	MSL	MM	15.0000	125.67
239	LABOR	4/5/1999	6,600.00	100.0000	0.00	4,271.67	MSL	MM	15.0000	440.00
240	FIXTURES	4/22/1999	15,000.00	100.0000	0.00	9,708.34	MSL	MM	15.0000	1,000.00
241	FIXTURES	4/19/1999	1,394.95	100.0000	0.00	1,394.95	MT	HY	5.0000	0.00
242	LAWN MOWER	4/19/1999	221.91	100.0000	0.00	221.91	MT	HY	5.0000	0.00
243	DEPOSIT-FURNITURE/FABRIC	4/22/1999	187.40	100.0000	0.00	187.40	MT	HY	7.0000	0.00
244	DRY CREEK HOUSE FURNITURE	4/19/1999	3,690.00	100.0000	0.00	3,690.00	MT	HY	5.0000	0.00
245	FILING CABINETS	4/19/1999	216.50	100.0000	0.00	216.50	MT	HY	5.0000	0.00
246	LABOR	4/19/1999	205.65	100.0000	0.00	205.65	MT	HY	5.0000	0.00
247		4/5/1999	700.00	100.0000	0.00	174.28	MSL	MM	39.0000	17.95

# Healing Stones Foundation [2601] Form 4562 Worksheet - Depreciation Federal

01/01/2009 - 12/31/2009

Business % Applied to Depreciation Values

System No.	Description	Date In Service	Cost / Other Basis	Bus./ Inv. %	Sec. 179/ Bonus/ Yr. Only	Beg. Accum. Depreciation/ (Sec. 179)	Method	Conv.	Life	Current Depreciation
Part III, Line 17 --MACRS deductions for assets placed in service in tax years beginning before 2009										
990-PF, Pg 1 #1 - 990-PF, Pg 1										
LUMBER										
248		4/6/1999	27.86	100.0000	0.00	6.92	MSL	MM	39.0000	0.71
PLUMBING										
249		4/6/1999	2,543.00	100.0000	0.00	633.06	MSL	MM	39.0000	65.20
LABOR										
250		4/7/1999	600.00	100.0000	0.00	149.35	MSL	MM	39.0000	15.38
LABOR										
251		5/21/1999	6,000.00	100.0000	0.00	3,850.01	MSL	MM	15.0000	400.00
DRY CREEK CHAIRS 50% DEPOSIT										
252		5/6/1999	1,235.00	100.0000	0.00	1,235.00	MT	HY	5.0000	0.00
HAVING LUNCH PRINT										
253		5/20/1999	107.00	100.0000	0.00	107.00	MT	HY	5.0000	0.00
WATER SEAL										
254		5/3/1999	138.62	100.0000	0.00	34.19	MSL	MM	39.0000	3.56
HOUSE										
255		6/2/1999	6,840.00	100.0000	0.00	4,288.07	MSL	MM	15.0000	487.53
LABOR										
256		6/18/1999	9,860.00	100.0000	0.00	6,272.05	MSL	MM	15.0000	657.33
SIGNAGE										
257		6/2/1999	398.00	100.0000	0.00	253.16	MSL	MM	15.0000	26.54
1/2 RUG DEPOSIT										
258		6/2/1999	1,055.00	100.0000	0.00	1,055.00	MT	HY	5.0000	0.00
LABOR										
259		7/28/1999	3,000.00	100.0000	0.00	1,891.67	MSL	MM	15.0000	200.00
SIGNAGE										
260		7/1/1999	612.26	100.0000	0.00	386.08	MSL	MM	15.0000	40.81
2 PINE SCREEN DOORS										
261		7/15/1999	300.00	100.0000	0.00	189.17	MSL	MM	15.0000	20.00
COMPLETE 3 TON ELECTRIC SYSTEM										
262		7/29/1999	2,600.00	100.0000	0.00	1,639.44	MSL	MM	15.0000	173.33
CARPETS/FURNITURE										
263		7/29/1999	6,086.39	100.0000	0.00	6,086.39	MT	HY	7.0000	0.00
CONCRETE										
264		7/1/1999	280.58	100.0000	0.00	68.03	MSL	MM	39.0000	7.19
CONCRETE										
265		7/1/1999	44.34	100.0000	0.00	10.78	MSL	MM	39.0000	1.14
CONCRETE										
266		7/15/1999	300.00	100.0000	0.00	72.74	MSL	MM	39.0000	7.69
HISTORIC CABIN										

# Healing Stones Foundation [2601] Form 4562 Worksheet - Depreciation

01/01/2009 - 12/31/2009 Business % Applied to Depreciation Values

System No.	Description	Date In Service	Cost / Other Basis	Bus./ Inv. %	Sec. 179/ Bonus/ (Cur. Yr. Only)	Beg. Accum. Depreciation/ (Sec. 179)	Method	Conv.	Life	Current Depreciation
Part III, Line 17 --MACRS deductions for assets placed in service in tax years beginning before 2009										
990-PF, Pg 1 #1 - 990-PF, Pg 1										
267	WELL PUMP	7/1/1999	391.30	100.0000	0.00	94.88	MSL	MM	39.0000	10.03
268	ROOF	7/1/1999	710.60	100.0000	0.00	172.34	MSL	MM	39.0000	18.22
269	ROOFING	7/5/1999	115.95	100.0000	0.00	28.10	MSL	MM	39.0000	2.97
270	LABOR	7/7/1999	53.42	100.0000	0.00	12.96	MSL	MM	39.0000	1.37
271	SHUTTERS	8/8/1999	5,000.00	100.0000	0.00	3,124.99	MSL	MM	15.0000	333.34
272	SIGNAGE/DEPOSIT	8/11/1999	4,275.00	100.0000	0.00	2,671.88	MSL	MM	15.0000	285.00
273	CEILING FANS	8/5/1999	6,984.00	100.0000	0.00	4,365.01	MSL	MM	15.0000	465.60
274	DRY CREEK FURNITURE	8/11/1999	509.47	100.0000	0.00	122.45	MSL	MM	39.0000	13.06
275	CEILING FANS	8/16/1999	2,072.99	100.0000	0.00	2,072.99	MT	HY	7.0000	0.00
276	SIGNAGE	9/1/1999	483.88	100.0000	0.00	115.32	MSL	MM	39.0000	12.41
277	CONCRETE	10/12/1999	299.97	100.0000	0.00	184.17	MSL	MM	15.0000	19.99
278	WATER FILTER	11/21/1999	623.50	100.0000	0.00	145.91	MSL	MM	39.0000	15.99
279	SIGNAGE	11/21/1999	2,598.00	100.0000	0.00	1,580.46	MSL	MM	15.0000	173.20
280	SIGNAGE-INV F15950	11/17/1999	46.50	100.0000	0.00	28.29	MSL	MM	15.0000	3.10
281	LEAF VACUUM	11/17/1999	3,392.00	100.0000	0.00	2,063.46	MSL	MM	15.0000	226.13
282	OTTOMAN-INV 9683	11/22/1999	226.05	100.0000	0.00	226.05	MT	HY	7.0000	0.00
283	FRAMING-INV 9702	11/2/1999	1,623.94	100.0000	0.00	1,623.94	MT	HY	7.0000	0.00
284	STEPPING STONES	11/17/1999	967.95	100.0000	0.00	967.95	MT	HY	7.0000	0.00
285	GRADING	11/2/1999	499.09	100.0000	0.00	116.80	MSL	MM	39.0000	12.80
286		12/2/1999	2,050.00	100.0000	0.00	1,235.70	MSL	MM	15.0000	136.67

# Healing Stones Foundation [2601] Form 4562 Worksheet - Depreciation

2/10/2010  
8:52:12AM

01/01/2009 - 12/31/2009

Business % Applied to Depreciation Values

System No.	Description	Date In Service	Cost / Other Basis	Bus./ Inv. %	Sec. 179/ Bonus/ (Cur. Yr. Only)	Beg. Accum. Depreciation/ (Sec. 179)	Method	Conv.	Life	Current Depreciation
Part III, Line 17 --MACRS deductions for assets placed in service in tax years beginning before 2009										
990-PF, Pg 1 #1 - 990-PF, Pg 1										
287	HEATER BREAKER	12/6/1999	106.17	100.0000	0.00	64.01	MSL	MM	15.0000	7.08
288	POND PUMP	12/9/1999	5,700.00	100.0000	0.00	3,435.83	MSL	MM	15.0000	380.00
289	STOVE	1/1/2000	220.99	100.0000	0.00	220.99	MT	HY	7.0000	0.00
290	SCREEN	1/5/2000	111.50	100.0000	0.00	111.50	MT	HY	7.0000	0.00
291	SHELVES	1/5/2000	179.22	100.0000	0.00	179.22	MT	HY	7.0000	0.00
292	ERWIN & WHITE INV#9746	1/13/2000	4,736.48	100.0000	0.00	4,736.48	M	HY	7.0000	0.00
293	DOOR KNOBS	2/8/2000	121.26	100.0000	0.00	121.26	MSL	MM	7.0000	0.00
294	CONTRACTOR	2/11/2000	6.64	100.0000	0.00	6.00	MT	HY	5.0000	0.00
295	CONTRACTOR	2/10/2000	1,000.00	100.0000	0.00	580.84	MSL	MM	15.0000	68.43
296	GENERAL EQUIPMENT	2/14/2000	2,500.00	100.0000	0.00	1,416.68	MSL	HY	15.0000	166.66
297	CAB FOR ONE TON EQUIPMENT	3/17/2000	1,315.22	100.0000	0.00	1,315.22	MT	HY	7.0000	0.00
298	CHAIN SAW	3/18/2000	2,707.00	100.0000	0.00	2,707.00	MT	HY	7.0000	0.00
299	TRUCK BODY	3/18/2000	175.52	100.0000	0.00	175.52	MT	HY	7.0000	0.00
300	LIGHTS IN GREENHOUSE	4/15/2000	3,000.00	100.0000	0.00	3,000.00	MT	HY	7.0000	0.00
301	TV (DRY CREEK)	4/3/2000	1,722.00	100.0000	0.00	1,722.00	MT	HY	7.0000	0.00
302	PAINTING FINAL-MIKE FOSTER	4/15/2000	324.74	100.0000	0.00	324.74	MT	HY	7.0000	0.00
303	PRESSURE WASHER	5/15/2000	4,600.00	100.0000	0.00	2,606.68	MSL	HY	15.0000	306.66
304	ELECTRICAL WORK	7/19/2000	645.98	100.0000	0.00	645.98	MT	HY	7.0000	0.00
305	FUSTONS	7/31/2000	502.25	100.0000	0.00	108.95	MSL	MM	39.0000	12.88
306		8/22/2000	1,048.77	100.0000	0.00	1,048.77	MT	HY	7.0000	0.00

# Healing Stones Foundation [2601] Form 4562 Worksheet - Depreciation

01/01/2009 - 12/31/2009

Business % Applied to Depreciation Values

System No.	Description	Date In Service	Cost / Other Basis	Bus./ Inv. %	Sec. 179/ Bonus/ Yr. Only	Beg. Accum. Depreciation/ (Sec. 179)	Method	Conv.	Life	Current Depreciation
Part III, Line 17 --MACRS deductions for assets placed in service in tax years beginning before 2009										
990-PF, Pg 1 #1 - 990-PF, Pg 1										
307	CEMENT PAD-CONCESSION	9/12/2000	2,000.00	100.0000	0.00	1,105.54	ADS	MM	15.0000	133.34
308	CONCESSION STAND	9/25/2000	3,000.00	100.0000	0.00	1,658.33	ADS	MM	15.0000	200.00
309	FURNITURE	9/18/2000	341.44	100.0000	0.00	341.44	M	HY	7.0000	0.00
310	DRY CREEK WORK-CONCRETE PAD	10/30/2000	2,000.00	100.0000	0.00	1,094.43	MSL	MM	15.0000	133.34
311	HEATER	11/21/2000	203.17	100.0000	0.00	110.05	ADS	MM	15.0000	13.54
312	DRY CREEK WORK-MIKE FOSTER	11/13/2000	1,200.00	100.0000	0.00	650.00	MSL	MM	15.0000	80.00
313	DRY CREEK WORKS-RETAINING WALL	11/30/2000	1,000.00	100.0000	0.00	541.68	MSL	MM	15.0000	66.66
314	APPLIANCE/DRY CREEK	11/6/2000	1,026.21	100.0000	0.00	1,026.21	M	HY	7.0000	0.00
315	HEATING LAMPS	12/14/2000	456.56	100.0000	0.00	456.56	M	HY	7.0000	0.00
316	FURNITURE	1/10/2001	370.77	100.0000	0.00	370.77	M	HY	7.0000	0.00
318	WIRING	2/5/2001	1,600.00	100.0000	0.00	840.01	MSL	MM	15.0000	106.67
319	Dry Creek House - Mike Foster	8/8/2001	3,000.00	100.0000	0.00	1,475.00	MSL	MM	15.0000	200.00
320	MIKE FOSTER-PAINTING DRY CREEK	9/7/2001	1,000.00	100.0000	0.00	486.12	MSL	MM	15.0000	66.67
321	WEED EATER	9/5/2001	315.94	100.0000	0.00	315.94	MT	HY	5.0000	0.00
322	SHUTTERS-GREENHOUSE	10/4/2001	342.50	100.0000	0.00	342.50	M	HY	7.0000	0.00
323	MIKE FOSTER-LABOR	11/1/2001	20,023.59	100.0000	0.00	9,511.21	MSL	MM	15.0000	1,334.91
324	PAINTING DRY CREEK	11/2/2001	1,500.00	100.0000	0.00	712.50	MSL	MM	15.0000	100.00
327	INSTALL NEW REAR DOOR	7/24/2002	193.02	100.0000	0.00	275.75	M	HY	5.0000	0.00
328	NEW TANK FOR WATER AT CABIN	8/26/2002	203.99	100.0000	0.00	282.32	M	HY	7.0000	9.10
328	MIKE FOSTER-DRY CREEK HOUSE WALL & SHUTTERS									

# Healing Stones Foundation [2601] Form 4562 Worksheet - Depreciation

01/01/2009 - 12/31/2009

Business % Applied to Depreciation Values

System No.	Description	Date In Service	Cost / Other Basis	Bus./ Inv. %	Sec. 179/ Bonus/ (Cur. Yr. Only)	Beg. Accum. Depreciation/ (Sec. 179)	Method	Conv.	Life	Current Depreciation
Part III, Line 17 --MACRS deductions for assets placed in service in tax years beginning before 2009										
990-PF, Pg 1 #1 - 990-PF, Pg 1										
329	TABLE & CHAIRS-DRY CREEK	1/4/2001	2,500.00	100.0000	0.00	1,364.71	MSL	MM	15.0000	161.22
331	RENOVATION-MIKE FOSTER	3/14/2003	479.91	100.0000	0.00	621.33	M	HY	7.0000	42.83
333	MATTRESS MEDITATION HOUSE	8/28/2003	5,576.79	100.0000	0.00	6,345.38	MSL	MM	39.0000	143.00
334	Dry Creek Draperes	9/5/2003	106.52	100.0000	0.00	198.78	M	HY	7.0000	9.51
335	Furniture-Drapes	9/15/2003	100.00	100.0000	0.00	186.61	M	HY	7.0000	8.93
336	RENOVATION-MIKE FOSTER	10/2/2003	77.01	100.0000	0.00	143.72	M	HY	7.0000	6.87
337	2 WAY RADIOS	11/12/2003	7,840.93	100.0000	0.00	8,871.32	MSL	MM	39.0000	201.05
338	TOILET FOR HISTORIC CABIN	11/30/2003	274.37	100.0000	0.00	512.02	M	HY	7.0000	24.49
339	WATER HEATER AND SINK	12/6/2003	58.53	100.0000	0.00	109.22	M	HY	7.0000	5.23
341	TRAILOR FOR MOWER	1/7/2004	188.46	100.0000	0.00	366.07	M	HY	5.0000	10.86
342	DELIVERY COSTS-TRAILOR MOWER	1/12/2004	1,640.25	100.0000	0.00	2,914.53	M	HY	7.0000	146.39
343	LAVALLE-SMITHVILLE, TN (DEKALB COUNTY)	1/22/2004	81.75	100.0000	0.00	145.26	M	HY	7.0000	7.30
344	DRY CREEK CABIN-PLUMBING WORK	3/15/2004	81,088.92	100.0000	0.00	9,962.84	MSL	MM	39.0000	2,079.20
345	CABIN RENOVATION-PUMP HOUSE	3/1/2004	3,484.00	100.0000	0.00	428.04	MSL	MM	39.0000	89.33
346	LABOR-LAY SLAB IN BARN (MIKE FOSTER)	3/1/2004	26,066.05	100.0000	0.00	3,202.56	MSL	MM	39.0000	668.36
347	RENNOVATE CABIN & STORAGE SHED	5/9/2004	5,000.00	100.0000	0.00	592.95	MSL	MM	39.0000	128.21
348	HANICAP RAIL FOR BATHROOM	5/9/2004	15,173.20	100.0000	0.00	1,799.40	MSL	MM	39.0000	389.06
349	LABOR-PLUMBING/PUMP DC AND CABIN	5/17/2004	714.24	100.0000	0.00	84.69	MSL	MM	39.0000	18.31
350	SINK-HISTORIC CABIN	7/6/2004	3,080.62	100.0000	0.00	352.16	MSL	MM	39.0000	78.99
351		8/6/2004	66.23	100.0000	0.00	117.69	M	HY	7.0000	5.91

Healing Stones Foundation [2601]  
**Form 4562 Worksheet - Depreciation**  
Federal

2/10/2010  
8:52:12AM

01/01/2009 - 12/31/2009 Business % Applied to Depreciation Values

System No.	Description	Date In Service	Cost / Other Basis	Bus./ Inv. %	Sec. 179/ Bonus/ Yr. Only	Beg. Accum. Depreciation/ (Sec. 179)	Method	Conv.	Life	Current Depreciation
<b>Part III, Line 17 --MACRS deductions for assets placed in service in tax years beginning before 2009</b>										
<b>990-PF, Pg 1 #1 - 990-PF, Pg 1</b>										
352	HANDICAP RAMP-DRY CREEK HOUSE	8/20/2004	525.00	100.0000	0.00	58.89	MSL	MM	39.0000	13.46
353	HANDICAP RAMP-DRY CREEK HOUSE	8/20/2004	420.00	100.0000	0.00	47.12	MSL	MM	39.0000	10.77
354	HANDICAP RAMP-DRY CREEK HOUSE	8/20/2004	280.00	100.0000	0.00	31.41	MSL	MM	39.0000	7.18
355	RENOVATE CABIN-DRY CREEK	9/23/2004	21,770.75	100.0000	0.00	2,395.70	MSL	MM	39.0000	558.22
356	4 WHEEL WAGON	2/2/2005	375.00	100.0000	0.00	257.86	M	HY	7.0000	33.47
357	POWER TOOLS	3/24/2005	3,071.84	100.0000	0.00	2,112.29	M	HY	7.0000	274.16
358	CABIN IMPROVEMENT-LABOR	7/1/2005	7,673.00	100.0000	0.00	680.39	MSL	MM	39.0000	196.74
359	CABIN IMPROVEMENT-LABOR	8/1/2005	10,000.00	100.0000	0.00	865.38	MSL	MM	39.0000	256.41
360	CABIN SHELVING	8/4/2005	1,699.80	100.0000	0.00	1,168.84	M	HY	7.0000	151.70
361	HUMIDIFIER-DRY CREEK HOUSE	8/18/2005	213.92	100.0000	0.00	147.10	M	HY	7.0000	19.09
362	CABIN IMPROVEMENT-LABOR	9/14/2005	10,000.00	100.0000	0.00	844.02	MSL	MM	39.0000	256.41
363	CABIN IMPROVEMENT-LABOR	10/31/2005	10,000.00	100.0000	0.00	822.65	MSL	MM	39.0000	256.41
364	CHAIN SAW	10/3/2005	291.75	100.0000	0.00	200.61	M	HY	7.0000	26.04
365	CABIN IMPROVEMENT-LABOR	11/28/2005	20,000.00	100.0000	0.00	1,602.56	MSL	MM	39.0000	512.82
366	CABIN IMPROVEMENT-LABOR	2/15/2006	10,000.00	100.0000	0.00	737.18	MSL	MM	39.0000	256.41
367	PUMP-DIESEL TANK	2/23/2006	317.89	100.0000	0.00	196.25	M	MQ	7.0000	34.75
368	DIESEL TANK	2/23/2006	572.99	100.0000	0.00	353.73	M	MQ	7.0000	62.65
369	FURNITURE-PATTERSON CABIN	2/17/2006	2,300.00	100.0000	0.00	1,419.90	M	MQ	7.0000	251.46
370	CABIN IMPROVEMENT-LABOR	6/9/2006	10,000.00	100.0000	0.00	651.71	MSL	MM	39.0000	256.41
	CABIN IMPROVEMENT									



# Healing Stones Foundation [2601] Form 4562 Worksheet - Depreciation Federal

01/01/2009 - 12/31/2009

Business % Applied to Depreciation Values

System No.	Description	Date in Service	Cost / Other Basis	Bus./ Inv. %	Sec. 179/ Bonus/ Yr. Only	Beg. Accum. Depreciation/ (Sec. 179)	Method	Conv.	Life	Current Depreciation
<b>Part III, Line 17 --MACRS deductions for assets placed in service in tax years beginning before 2009</b>										
<b>990-PF, Pg 1 #1 - 990-PF, Pg 1</b>										
371	CABIN IMPROVEMENT-LABOR	6/9/2006	11,048.57	100.0000	0.00	720.05	MSL	MM	39.0000	283.30
372	TABLE AND CHAIRS	8/23/2006	10,000.00	100.0000	0.00	608.97	MSL	MM	39.0000	256.41
373	2 AIR CONDITIONERS	8/22/2006	267.92	100.0000	0.00	145.88	M	MQ	7.0000	34.87
374	TABLE	9/8/2006	873.98	100.0000	0.00	475.84	M	MQ	7.0000	113.75
375	2 TABLES	9/8/2006	260.55	100.0000	0.00	141.86	M	MQ	7.0000	33.91
376	PLEXI CARD	9/8/2006	174.73	100.0000	0.00	95.13	M	MQ	7.0000	22.74
377	CHAIRS & TENTS	9/8/2006	452.30	100.0000	0.00	246.26	M	MQ	7.0000	58.87
378	TURF VEHICLE	10/14/2006	1,159.53	100.0000	0.00	589.06	M	MQ	7.0000	162.99
379	DRAPES FOR CABIN	11/2/2006	8,426.00	100.0000	0.00	5,544.31	M	MQ	5.0000	1,152.68
380	CABIN IMPROVEMENT-LABOR PATTERSON CABIN	11/9/2006	1,616.24	100.0000	0.00	821.08	M	MQ	7.0000	227.19
381	LAVELLES IMPROVEMENT	10/25/2006	10,000.00	100.0000	0.00	566.24	MSL	MM	39.0000	256.41
382	LAVALLE IMPROVEMENT	12/11/2006	15,000.00	100.0000	0.00	785.27	MSL	MM	39.0000	384.62
383	TABLE CARD CHAIRS FOR NATURE CENTER	2/13/2007	15,000.00	100.0000	0.00	721.16	MSL	MM	39.0000	384.62
384	TILLER	2/8/2007	698.96	100.0000	0.00	271.02	M	HY	7.0000	122.27
385	LAVALLE IMPROVEMENT	3/6/2007	812.10	100.0000	0.00	422.29	M	HY	5.0000	155.92
386	LAVALLE IMPROVEMENT	5/7/2007	20,000.00	100.0000	0.00	833.33	MSL	MM	39.0000	512.82
387	LAVALLE IMPROVEMENT	6/7/2007	25,000.00	100.0000	0.00	988.25	MSL	MM	39.0000	641.03
388	LAVALLE IMPROVEMENT	9/13/2007	12,000.00	100.0000	0.00	397.43	MSL	MM	39.0000	307.69
389	LAVALLE IMPROVEMENT	11/15/2007	897.80	100.0000	0.00	25.90	MSL	MM	39.0000	23.02
390	LAVALLE IMPROVEMENT	11/20/2007	80,000.00	100.0000	0.00	2,307.69	MSL	MM	39.0000	2,051.28

Healing Stones Foundation [2601]  
**Form 4562 Worksheet - Depreciation**  
Federal

01/01/2009 - 12/31/2009

Business % Applied to Depreciation Values

System No.	Description	Date In Service	Cost / Other Basis	Bus./ Inv. %	Sec. 179/ Bonus/ Yr. Only	Beg. Accum. Depreciation/ (Sec. 179)	Method	Conv.	Life	Current Depreciation
Part III, Line 17 --MACRS deductions for assets placed in service in tax years beginning before 2009										
990-PF, Pg 1 #1 - 990-PF, Pg 1										
LAVALLE IMPROVEMENT										
391		12/10/2007	268.20	100.0000	0.00	7.17	MSL	MM	39.0000	6.88
LAVALLE IMPROVEMENT										
392		1/31/2008	263.14	100.0000	0.00	6.47	MSL	MM	39.0000	6.75
LAVALLE IMPROVEMENT										
393		1/31/2008	409.98	100.0000	0.00	10.07	MSL	MM	39.0000	10.51
BENCHES FOR GREENHOUSE										
394		1/31/2008	229.38	100.0000	0.00	262.15	M	HY	7.0000	56.17
KITCHEN EQUIPMENT-LAVELLE'S										
395		2/29/2008	1,469.96	100.0000	0.00	1,679.95	M	HY	7.0000	359.99
LAVALLE IMPROVEMENT										
396		3/7/2008	40,000.00	100.0000	0.00	811.97	MSL	MM	39.0000	1,025.64
APPLIANCES-LAVELLE'S										
397		4/9/2008	3,038.97	100.0000	0.00	3,473.12	M	HY	7.0000	744.24
LAVALLE IMPROVEMENT-INSULATION										
398		6/8/2008	3,195.84	100.0000	0.00	44.39	MSL	MM	39.0000	81.94
LAVALLE IMPROVEMENT										
399		6/9/2008	20,000.00	100.0000	0.00	277.78	MSL	MM	39.0000	512.82
LAVALLE IMPROVEMENT										
400		7/25/2008	20,000.00	100.0000	0.00	235.04	MSL	MM	39.0000	512.82
LAVALLE IMPROVEMENT										
401		7/25/2008	20,000.00	100.0000	0.00	235.04	MSL	MM	39.0000	512.82
LAVALLE IMPROVEMENT-CERAMIC TILES										
402		7/31/2008	1,265.70	100.0000	0.00	14.87	MSL	MM	39.0000	32.45
LAVALLE IMPROVEMENT										
403		9/3/2008	80,000.00	100.0000	0.00	598.29	MSL	MM	39.0000	2,051.28
LAVALLE IMPROVEMENT-LUMBER FOR 303										
404		9/17/2008	1,319.74	100.0000	0.00	9.87	MSL	MM	39.0000	33.84
LAVALLE IMPROVEMENT-LIGHTING										
405		11/14/2008	1,830.60	100.0000	0.00	5.87	MSL	MM	39.0000	46.94
LAVALLE IMPROVEMENT-HANGING SYSTEMS										
406		11/14/2008	792.50	100.0000	0.00	2.54	MSL	MM	39.0000	20.32
LAVALLE IMPROVEMENT-SUPPLIES 303										
407		11/5/2008	384.93	100.0000	0.00	1.23	MSL	MM	39.0000	9.87
LAVALLE IMPROVEMENT-303										
408		11/25/2008	30,500.00	100.0000	0.00	97.76	MSL	MM	39.0000	782.05
WALL MIRRORS FOR BATH										
410		12/29/2008	142.02	100.0000	0.00	162.32	M	HY	7.0000	34.78

Healing Stones Foundation [2601]  
**Form 4562 Worksheet - Depreciation**  
Federal

01/01/2009 - 12/31/2009

Business % Applied to Depreciation Values

System No.	Description	Date in Service	Cost / Other Basis	Bus./ Inv. %	Sec. 179/ Bonus/ (Cur. Yr. Only)	Beg. Accum. Depreciation/ (Sec. 179)	Method	Conv.	Life	Current Depreciation
<b>Part III, Line 17 --MACRS deductions for assets placed in service in tax years beginning before 2009</b>										
<b>Subtotal: 990-PF, Pg 1 #1 - 990-PF, Pg 1</b>			1,513,167.05		0.00	590,863.06				56,277.98
Less dispositions and exchanges.			5,411.00		0.00	5,411.00				0.00
<b>Net for: 990-PF, Pg 1 #1 - 990-PF, Pg 1</b>			1,507,756.05		0.00	585,452.06				56,277.98
<b>Subtotal - Part III, Line 17 --MACRS deductions for assets placed in service in tax years beginning before 2009</b>										
<b>Part III, Line 19b --Assets placed in service during 2009 tax year using the general depreciation system --- 5 year property</b>										
<b>990-PF, Pg 1 #1 - 990-PF, Pg 1</b>										
BUSHHOG										
431		12/16/2009	3,786.50	100.0000	0.00	0.00	M		HY	5.0000 757.30
BEST BUY STEREO FOR 303										
432		12/1/2009	1,725.01	100.0000	0.00	0.00	M		HY	5.0000 345.00
<b>Subtotal: 990-PF, Pg 1 #1 - 990-PF, Pg 1</b>			5,511.51		0.00	0.00				1,102.30
Less dispositions and exchanges			0.00		0.00	0.00				0.00
<b>Net for: 990-PF, Pg 1 #1 - 990-PF, Pg 1</b>			5,511.51		0.00	0.00				1,102.30
<b>Subtotal - Part III, Line 19b --Assets placed in service during 2009 tax year using the general depreciation system --- 5 year property</b>										
<b>Part III, Line 19c --Assets placed in service during 2009 tax year using the general depreciation system --- 7 year property</b>										
<b>990-PF, Pg 1 #1 - 990-PF, Pg 1</b>										
LAVALLE-ALARM INSTALLATION 303										
414		3/2/2009	2,018.24	100.0000	0.00	0.00	M		HY	7.0000 288.32
LAVALLE-AWNING										
415		3/16/2009	348.75	100.0000	0.00	0.00	M		HY	7.0000 49.82
INLIN TOILET										
417		3/17/2009	3,597.50	100.0000	0.00	0.00	M		HY	7.0000 513.93
LAVALLE IMPROVEMENT-TOILET										
420		5/7/2009	157.47	100.0000	0.00	0.00	M		HY	7.0000 22.50
LAVALLE-AWNING										
421		5/8/2009	348.75	100.0000	0.00	0.00	M		HY	7.0000 49.82
ICE MAKER										
422		5/8/2009	666.40	100.0000	0.00	0.00	M		HY	7.0000 95.20
303 BUILDING FURNITURE										
423		7/29/2009	1,134.75	100.0000	0.00	0.00	M		HY	7.0000 162.11
BUFFER FOR 303 BUILDING										
427		8/6/2009	788.50	100.0000	0.00	0.00	M		HY	7.0000 112.64
SHOP VAC										
428		10/23/2009	87.95	100.0000	0.00	0.00	M		HY	7.0000 12.56
BENCHES										
429		10/28/2009	656.00	100.0000	0.00	0.00	M		HY	7.0000 93.71
PODIUM FOR 303 BUILDING										

Healing Stones Foundation [2601]  
**Form 4562 Worksheet - Depreciation**  
Federal

01/01/2009 - 12/31/2009 Business % Applied to Depreciation Values

System No.	Description	Date In Service	Cost / Other Basis	Bus./ Inv. %	Sec. 179/ Bonus/ (Cur. Yr. Only)	Beg. Accum. Depreciation/ (Sec. 179)	Method	Conv.	Life	Current Depreciation
Part III, Line 19c --Assets placed in service during 2009 tax year using the general depreciation system --- 7 year property										
990-PF, Pg 1 #1 - 990-PF, Pg 1										
430		11/19/2009	285.50	100.0000	0.00	0.00	M		HY	40.79
Subtotal: 990-PF, Pg 1 #1 - 990-PF, Pg 1			10,089.81		0.00	0.00				1,441.40
Less dispositions and exchanges			0.00		0.00	0.00				0.00
Net for: 990-PF, Pg 1 #1 - 990-PF, Pg 1			10,089.81		0.00	0.00				1,441.40
Subtotal - Part III, Line 19c --Assets placed in service during 2009 tax year using the general depreciation system --- 7 year property										1,441.40
Part III, Line 19e --Assets placed in service during 2009 tax year using the general depreciation system --- 15 year property										
990-PF, Pg 1 #1 - 990-PF, Pg 1										
LAVALLE IMPROVEMENT-HAND RAILS										
409		3/1/2009	2,750.00	100.0000	0.00	0.00	M		HY	15.0000
LAVALLE IMPROVEMENT-TILES										
411		3/1/2009	88.46	100.0000	0.00	0.00	M		HY	4.42
LAVALLE LAND IMPROVEMENT-LANDSCAPING	303									
412		3/1/2009	2,184.00	100.0000	0.00	0.00	M		HY	15.0000
LAVALLE IMPROVEMENT-303 TILES										
413		3/1/2009	330.67	100.0000	0.00	0.00	M		HY	16.53
IMPROVEMENT-LUMBER										
416		3/1/2009	430.93	100.0000	0.00	0.00	MSL		HY	14.36
LAVALLE IMPROVEMENT-TILE WORK										
419		4/2/2009	977.50	100.0000	0.00	0.00	M		HY	48.88
IMPROVEMENT-DECK										
424		8/5/2009	134.00	100.0000	0.00	0.00	MSL		HY	4.47
IMPROVEMENT-DECK										
425		8/5/2009	45.00	100.0000	0.00	0.00	MSL		HY	1.50
IMPROVEMENT-DECK										
426		8/5/2009	134.00	100.0000	0.00	0.00	MSL		HY	4.47
Subtotal: 990-PF, Pg 1 #1 - 990-PF, Pg 1			7,074.56		0.00	0.00				341.33
Less dispositions and exchanges			0.00		0.00	0.00				0.00
Net for: 990-PF, Pg 1 #1 - 990-PF, Pg 1			7,074.56		0.00	0.00				341.33
Subtotal - Part III, Line 19e --Assets placed in service during 2009 tax year using the general depreciation system --- 15 year property										341.33
Part V, Line 26 --Listed property used more than 50% qualified business use										
990-PF, Pg 1 #1 - 990-PF, Pg 1										
TRUCK-CHEVY										
49		9/3/1996	7,989.90	100.0000	0.00	7,989.90	M		HY	5.0000
TRACTOR 4X4 GATOR										
50		11/5/1996	9,831.70	100.0000	0.00	9,831.70	M		HY	5.0000

Healing Stones Foundation [2601]  
**Form 4562 Worksheet - Depreciation**  
Federal

01/01/2009 - 12/31/2009 Business % Applied to Depreciation Values

System No.	Description	Date In Service	Cost / Other Basis	Bus./ Inv. %	Sec. 179/ Bonus/ (Cur. Yr. Only)	Beg. Accum. Depreciation/ (Sec. 179)	Method	Conv.	Life	Current Depreciation
[Part V, Line 26 --Listed property used more than 50% qualified business use										
990-PF, Pg 1 #1 - 990-PF, Pg 1										
ONE TON TRUCK										
110		7/7/1998	29,476.29	100.0000	0.00	25,310.00	M	HY	5.0000	1,775.00
FORD BRONCO										
129		9/16/1998	20,186.97	100.0000	0.00	20,186.97	M	MQ	5.0000	0.00
TREES										
317		3/5/2003	1,400.00	100.0000	0.00	1,214.65	M	HY	15.0000	82.67
FENCE AND GATES										
325		6/12/2002	940.80	100.0000	0.00	871.80	M	HY	15.0000	55.55
SINKING WELLS										
326		7/11/2002	3,483.90	100.0000	0.00	3,002.79	MSL	HY	15.0000	232.26
RED CEDAR TREES										
330		3/20/2003	1,190.00	100.0000	0.00	1,032.45	M	HY	15.0000	70.27
DIGGING WATER LINE-BOBBY THOMPSON										
332		8/13/2003	4,775.00	100.0000	0.00	6,871.39	M	HY	15.0000	281.96
Subtotal: 990-PF, Pg 1 #1 - 990-PF, Pg 1			79,274.56		0.00	76,311.65				2,497.71
Less dispositions and exchanges			0.00		0.00	0.00				0.00
Net for: 990-PF, Pg 1 #1 - 990-PF, Pg 1			79,274.56		0.00	76,311.65				2,497.71
Subtotal - Part V, Line 26 --Listed property used more than 50% qualified business use			79,274.56		0.00	76,311.65				2,497.71

Healing Stones Foundation [2601]  
**Form 4562 Worksheet - Depreciation**  
Federal

01/01/2009 - 12/31/2009

Business % Applied to Depreciation Values

System No.	Description	Date In Service	Cost / Other Basis	Bus./ Inv. %	Sec. 179/ Bonus/ (Cur. Yr. Only)	Beg. Accum. Depreciation/ (Sec. 179)	Method	Conv.	Life	Current Depreciation
Part II, Line 14 --Special depreciation allowance for certain property (other than listed property) acquired after September 10, 2001										
990-PF, Pg 1 #1 - 990-PF, Pg 1										
LAVALLE IMPROVEMENT-HAND RAILS 409		3/1/2009	5,500.00	100.0000	0.00	0.00	M	HY	15.0000	2,750.00
LAVALLE IMPROVEMENT-TILES 411		3/1/2009	176.92	100.0000	0.00	0.00	M	HY	15.0000	88.46
LAVALLE LAND IMPROVEMENT-LANDSCAPING 303 412		3/1/2009	4,368.00	100.0000	0.00	0.00	M	HY	15.0000	2,184.00
LAVALLE IMPROVEMENT-303 TILES 413		3/1/2009	661.34	100.0000	0.00	0.00	M	HY	15.0000	330.67
LAVALLE-ALARM INSTALLATION 303 414		3/2/2009	4,036.48	100.0000	0.00	0.00	M	HY	7.0000	2,018.24
LAVALLE-AWNING 415		3/16/2009	697.50	100.0000	0.00	0.00	M	HY	7.0000	348.75
IMPROVEMENT-LUMBER 416		3/1/2009	861.87	100.0000	0.00	0.00	MSL	HY	15.0000	430.94
INLIN TOILET 417		3/17/2009	7,195.00	100.0000	0.00	0.00	M	HY	7.0000	3,597.50
LAVALLE IMPROVEMENT-TILE WORK 419		4/2/2009	1,955.00	100.0000	0.00	0.00	M	HY	15.0000	977.50
LAVALLE IMPROVEMENT-TOILET 420		5/7/2009	314.95	100.0000	0.00	0.00	M	HY	7.0000	157.48
LAVALLE-AWNING 421		5/8/2009	697.50	100.0000	0.00	0.00	M	HY	7.0000	348.75
ICE MAKER 422		5/8/2009	1,332.80	100.0000	0.00	0.00	M	HY	7.0000	666.40
303 BUILDING FURNITURE 423		7/29/2009	2,269.50	100.0000	0.00	0.00	M	HY	7.0000	1,134.75
IMPROVEMENT-DECK 424		8/5/2009	268.00	100.0000	0.00	0.00	MSL	HY	15.0000	134.00
IMPROVEMENT-DECK 425		8/5/2009	90.00	100.0000	0.00	0.00	MSL	HY	15.0000	45.00
IMPROVEMENT-DECK 426		8/5/2009	268.00	100.0000	0.00	0.00	MSL	HY	15.0000	134.00
BUFFER FOR 303 BUILDING 427		8/6/2009	1,577.00	100.0000	0.00	0.00	M	HY	7.0000	788.50
SHOP VAC 428		10/23/2009	175.91	100.0000	0.00	0.00	M	HY	7.0000	87.96
BENCHES 429		10/28/2009	1,312.00	100.0000	0.00	0.00	M	HY	7.0000	656.00
PODIUM FOR 303 BUILDING 430		11/19/2009	571.00	100.0000	0.00	0.00	M	HY	7.0000	285.50

Healing Stones Foundation [2601]  
**Form 4562 Worksheet - Depreciation**  
Federal

01/01/2009 - 12/31/2009

Business % Applied to Depreciation Values

System No.	Description	Date in Service	Cost / Other Basis	Bus./ Inv. %	Sec. 179/ Bonus/ (Cur. Yr. Only)	Beg. Accum. Depreciation/ (Sec. 179)	Method	Conv.	Life	Current Depreciation
Part II, Line 14 --Special depreciation allowance for certain property (other than listed property) acquired after September 10, 2001										
990-PF, Pg 1 #1 - 990-PF, Pg 1										
BUSHHOG										
431		12/16/2009	7,573.00	100.0000	0.00	0.00	M		5.0000	3,786.50
BEST BUY STEREO FOR 303										
432		12/1/2009	3,450.03	100.0000	0.00	0.00	M		5.0000	1,725.02
Subtotal: 990-PF, Pg 1 #1 - 990-PF, Pg 1			45,351.80		0.00	0.00				22,675.92
Subtotal - Part II, Line 14 --Special depreciation allowance for certain property (other than listed property) acquired after September 10, 2001										
Subtotal:			1,622,117.49		0.00	669,089.27				84,516.13
Less dispositions and exchanges			5,411.00		0.00	5,411.00				0.00
Grand Totals			1,616,706.49		0.00	663,678.27				84,516.13

**Healing Stones Foundation  
Butternut Valley Nature Center  
2009 Annual Report**



**Melissa Squirlock, Coordinator  
Allison R. Mains, Web Curator  
Scott E. Schlarbaum, James R. Cox Professor  
The Department of Forestry, Wildlife & Fisheries  
Institute of Agriculture  
The University of Tennessee**



## **Table of Contents**

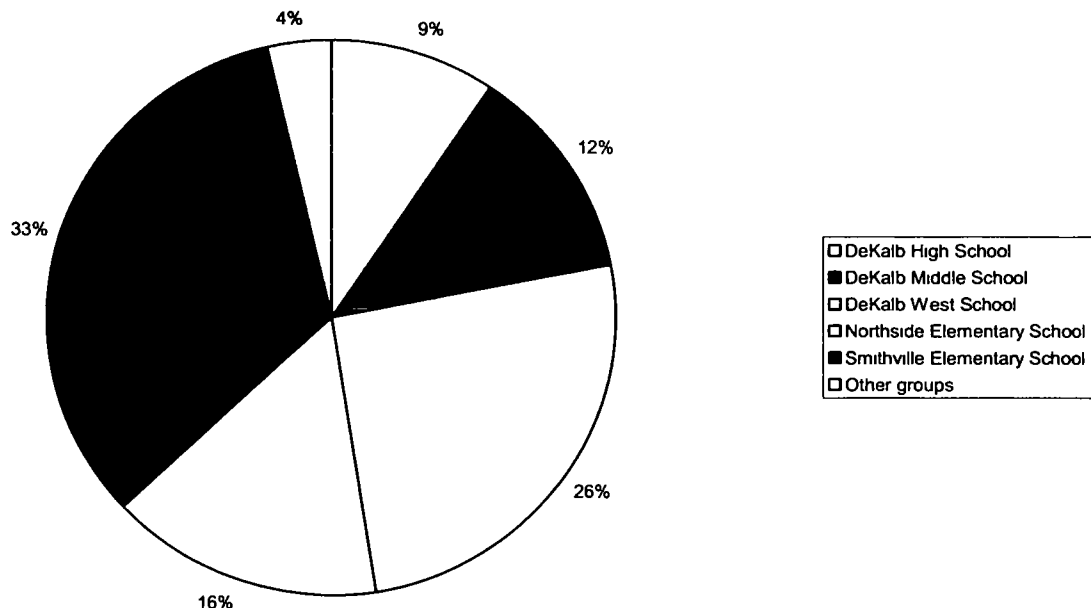
Introduction & Overview.....	2
Participation.....	3
Spring 2009.....	3
Fall 2009.....	4
Long-term.....	5
Environmental Education.....	6
Activities.....	6
Materials.....	7
Guides.....	7
Scientific Methods Poster.....	7
Bird of Prey Program.....	8
Program Development.....	9
Conferences & Trainings.....	9
Outreach.....	9
Garden.....	11
Overview.....	11
Maintenance.....	11
Activities.....	11
Design.....	12
Dry Creek History.....	13
Overview.....	13
Interviews.....	13
Artifacts.....	13
Open House.....	13
Website.....	14
Additions.....	14
Exposure & Development.....	14
Traffic.....	15
Tree Improvement Program Research.....	17
Butternut Research.....	17
Other Research.....	17
Looking Ahead: 2010.....	20

## Introduction & Overview

The 2009 Annual Report summarizes the continued development of the Butternut Valley Nature Center (BVNC) and research by The University of Tennessee's Tree Improvement Program (UT-TIP) on the Healing Stones property. As the eighth year of the program, 2009 continued to provide environmental education for DeKalb County schools and extracurricular groups. During this year, strong improvements were made to both the curriculum and the website to meet the changing needs of our audience.

During 2009, the Butternut Valley Nature Center provided 37 field trips to 1,269 students from DeKalb County Schools and extracurricular groups. The average number of students per field trip was 34. Of the 37 field trips, 9 took place in the classroom due to weather complications. This accounted for 24% of the total field trips during 2009. Each of the five county schools participated in field trips, as well as some groups not affiliated with the school system. One important trend to note is the increase in participation from DeKalb High School. In 2008, high school students accounted for only 2.66% of field trip participation. This year, that number increased to 9% of field trip participation. This is likely due to the addition of more dynamic and challenging activities geared towards this age group and the ease of scheduling issues with this grade level.

**Field Trip Participation by Group (2009)**



## Participation

### Spring 2009

In early 2009, high school teachers requested that field trips begin a week earlier so that they could participate. Since all high school field trips must be completed prior to April 1<sup>st</sup> due to Gateway testing, the last week of March was set aside for high school students. Overall, the spring 2009 season had slightly lower attendance due to inclement weather. A total of 542 students were booked for trips during the spring and 501 attended. Six field trips were classroom visits due to rain and these numbers are included in the total number that attended. One field trip was an 'Open House' event for local residents (see page 13 for more information)

Mar-09					
Date	School/Grade	Teacher(s)	# planned	# attended	Activities
3/24	DCHS	Fuller	30	16	Insect Inspectors, Eco Mon, Ethno
3/25	DCHS	Fuller	0	0	moved to April 1 due to weather
3/26	DCHS	Carpenter	0	0	moved to March 31 due to weather
3/31	DCHS	Norris & Carpenter	30	41	Insect Inspectors, Eco Mon, Ethno
			60	57	

Apr-09					
Date	School/Grade	Teacher(s)	# planned	# attended	Activities
4/1	DCHS	Fuller	30	15	Insect Inspectors, Eco Mon, Ethno
4/3	SES-K	Nichols & Trapp	40	33	Rained out, went to classroom & reschedule for 5/13
4/7	SES-2	Foster & Parsley	34	37	Too cold, went to classroom, Nest & BOP, Burgess Falls interpreter
4/25	Open House	Open House	30	45	open house
4/28	NES-3	Hale & Colvert	36	32	secret lives, cabin, fossils
4/29	SES-1	Pafford & Young	35	32	creek, maps, secret lives
4/30	DWS-3	Pryor & Sanders	42	39	cabin, fur feathers, green thumbs
			247	233	

May-09					
Date	School/Grade	Teacher(s)	# planned	# attended	Activities
5/5	DWS-2	McMillen & Kent	39	38	Rained out, went to classroom, Fur/Feathers & Starts w/seed
5/6	SES-1	Driver & Turner	33	32	Rained out, went to classroom, Fur/Feathers & Starts w/seed
5/7	SES-K	Cantrell & Franklin	36	30	seek, shapes, tiny worlds
5/8	NES-2	Lasser & Garrett	36	36	Rained out, went to classroom, Fur/Feathers & Starts w/seed
5/12	SES-K	Henny	16	15	web, nose, tiny worlds
5/13	SES-K	Nichols & Trapp	40	31	tiny worlds, shapes, nose
5/14	NES-3	Griffith & Alexander	35	29	Rained out, went to classroom, raptors & Fur/Feathers
			235	211	

**Fall 2009**

The fall season's attendance also suffered due to inclement weather. A total of 906 students were booked and 768 actually attended field trips. It is important to also note that fewer students were scheduled to attend trips in the fall due to a new, 2-week fall break implemented by the school system. Three field trips were classroom visits due to rain and these numbers are included in the total number that attended.

Sep-09					
Date	School/Grade	Teacher(s)	# planned	# attended	Activities
9/1	SES-2	Foster & Parsley	35	37	starts with seed, maps, trail trekkers
9/2	DWS-8	Molander	40	35	backyard habitats, insect inspectors, eco mon
9/3	NES-5	Bell & Gottfried	49	47	now you see me, traveling seed, cabin
9/4	NES-5	Vance	22	21	now you see me, traveling seed, cabin
9/8	DMS-8	Cripps & Pelham	55	56	insect inspectors, name that tree, geology
9/9	DMS-8	Cripps & Pelham	55	50	insect inspectors, name that tree, geology
9/10	DMS-8	Cripps & Pelham	55	52	insect inspectors, name that tree, geology
9/16	SES-K	Young & Midget	40	39	rained out, classroom
9/17	SES-1	Driver & Turner	25	0	rained out, rescheduled for spring
9/18	NES-3	Green & Willingham	0	0	rained out, rescheduled for 10/9
9/22	DWS-K	Poteet	50	45	rained out, classroom
9/23	SES-2	Carter & Woodward	38	37	rained out, classroom
9/24	SES-K	Hickey & Parsley	38	35	food web, seek & find, tiny worlds
9/25	NES-3	Alexander & Griffith	37	34	cabin, now you see me, fur feathers
9/29	SES-1	Duke	36	34	creek, spiders, starts with seed
9/30	DCHS	Fuller	15	7	eco mon, insect inspectors, ethno
			<b>590</b>	<b>529</b>	

Oct-09					
Date	School/Grade	Teacher(s)	# planned	# attended	Activities
10/1	SES-1	Pugh & Rhoady	36	31	senses, starts with seed, spiders
10/6	DWS-1	Lawrence & Pulley	42	41	fur feathers, spiders, starts with seed
10/7	DWS-2	McMillen	54	48	fur feathers, spiders, starts with seed
10/8	DCHS	Carpenter	24	17	eco mon, food web, name that tree
10/9	NES-3	Green & Willingham	36	0	rained out, rescheduled for spring
10/27	DCHS	Semmes	45	23	name that tree, barf bag, water worlds
10/28	DWS-6	Allen	40	40	backyard habitats, eco mon, cabin
10/29	DWS-4	Payne & Crook	39	39	nest, cabin, now you see me
			<b>316</b>	<b>239</b>	

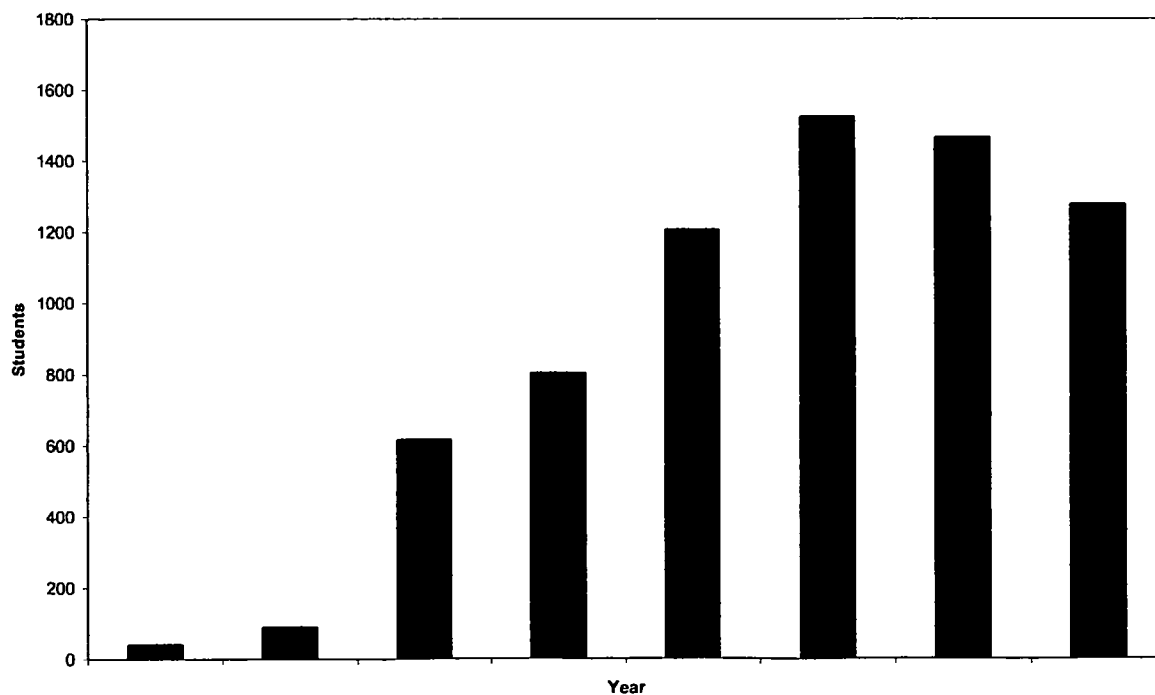
### Long-term

2009 experienced a small decrease in the number of students due to a combination of inclement weather and an extended fall break. However, enthusiasm and appreciation for the program remains very high.

#### *Student participation trends since 2002*

Year	# of Students
2002	40
2003	90
2004	615
2005	802
2006	1,206
2007	1,524
2008	1,465
2009	1,269
	7,011

Student Participation (2002-2009)



## **Environmental Education**

### **Activities**

Listed below are the new field trip activities added in 2009. Parenthetical notation indicates the Tennessee State Curriculum Standards that are addressed. Although several new activities were added in 2009, the main focus during the year was to update all of the science standards as these were changed by the State of Tennessee. Each activity had to be edited to ensure that it was properly aligned with the new standards. In addition to updating the written activities, the newsletter and website also had to be updated for teacher ease. The written activities were previously provided to teachers as hard copies during their field trips. However, in fall 2009, activities were provided to teachers electronically to cut down on waste and save money.

**Finding the Way Home (now called Exploring Tennessee Geography)** (SS 3.01, 3.02, 3.05)  
Offered to 7<sup>th</sup> grade and described as follows: This activity is specifically designed to reinforce the identification of geographic features that the state assesses by allowing students to read and use maps. Developed by Helga Thompson.

**Food Web** (0007: Inq.1, 2.1, 3.1)

Offered to kindergarten and described as follows: In this activity, we will explore what different animals eat, how plants are important to animals, and how everything is connected within a food web. Developed by Melissa Squirlock.

**Fur, Feathers, and Scales** (0107: Inq. 1, 1.1; 0207: Inq.1, 1.1, 5.1; 0307: 5.1)

Offered to 1<sup>st</sup> – 3<sup>rd</sup> grade and described as follows: Meet some of our local residents as we discover what makes mammals, birds, and reptiles different (and similar) to one another. We will explore some of their unique adaptations for using their different senses. Developed by Melissa Squirlock.

**Now You See Me, Now You Don't** (0307: Inq. 1, 2.2, 5.1; 0407: Inq.1, 5.1; 0507: Inq. 1, 5.1)

Offered to 3<sup>rd</sup> – 5<sup>th</sup> grade and described as follows: Critters have all sorts of ways to play hide and seek! In this activity, we will learn how many different animals and insects have developed adaptations to help them remain hidden. Includes a craft portion. Developed by Melissa Squirlock.

**Secret Lives of Insects** (Sci 2.1, 2.2, 2.3, 2.4, 3.1, 5.2)

Offered to 1<sup>st</sup> – 5<sup>th</sup> grade and described as follows: Although our first reaction when we see an ant or bee is to swat at them, they are actually fascinating little insects with complex social networks. Join us as we learn how these critters use teamwork to survive. Developed by Melissa Squirlock.

**Solo Sit** (Eng 2.01, 2.02, 2.03, 2.12)

Offered to 6<sup>th</sup> – 8<sup>th</sup> grade and described as follows: Many of the world's greatest poets took inspiration from nature. Butternut Valley is a unique place where a person can still experience nature without man-made clutter. This activity is a time for students to explore nature poetry. Developed by Helga Thompson and Melissa Squirlock.

## Materials

Three wildlife specimens were preserved and mounted by Tom Pearce at New Life Taxidermy for environmental education purposes. These included a Ruffed Grouse, Cooper's Hawk, and a Snapping Turtle. Additional resources and materials were purchased through Carolina Biological, Acorn Naturalists, Skulls Unlimited, Ben Meadows, Sam's Club, and Wal-mart.


## Guides

Alison Harris: Local resident (spring and fall)  
 Melissa Squirlock: BVNC Coordinator (spring and fall)  
 Helga Thompson: Local resident (spring and fall)  
 Tom Rayburn: Local resident (spring and fall)

## Scientific Methods Poster

The new Tennessee State Curriculum Science Standards include Inquiry-based exercises. Within these exercises, the scientific method is addressed. BVNC will be including this approach with many of their activities. In an effort to appeal to visual learners and to help facilitate better learning, we developed a poster to be displayed during all field trips. Students may refer to the poster at their leisure.

**Image 1. Scientific Methods Poster**



**Bird of Prey Visit: Burgess Falls State Natural Area**

On April 7 2009, Mr. Jeremy Vaden, a Park Ranger from Burgess Falls State Natural Area, accompanied Butternut Valley staff for a Bird of Prey program at Smithville Elementary School. Second grade students from Ms. Foster and Ms. Parsley's classes participated in a series of activities presented by Butternut Valley staff. Following the activities, Mr. Vaden presented a live animal program with a Red-Tailed Hawk to the students. The program was very successful and it is hoped that this partnership will foster future programs.



## **Program Development**

### **Conferences & Trainings**

All staff members had the opportunity this year to participate in various conferences and trainings to further BVNC program development.

***Darwin Day Teachers Workshop:*** Ms. Squirlock attended this workshop held in Knoxville, TN during February 2009. The purpose of the workshop was to receive training on teaching methods for evolution and other biology topics that can be challenging.

***Outdoor Classroom Symposium held by the Tennessee Environmental Education Association (TEEA):*** Ms. Squirlock attended this annual symposium held in Dickson, TN during May 2009. Session topics included water quality monitoring programs, Biology in a Box, clean energy activities, school gardens, and bird monitoring programs.

***Project Learning Tree (PLT) workshop:*** Ms. Squirlock attended this workshop held in Dickson, TN during May 2009. The purpose of the workshop was to receive training on PLT materials for use in both the classroom and outdoor settings.

***Staff training:*** Prior to each field trip season, guides receive training from Ms. Squirlock in the areas of interpretive skills, presentation techniques, and student learning styles. In addition, guides have the opportunity to learn the new activities and equipment for each activity. New guides receive training on program protocol and logistics as well.

### **Outreach**

Several staff members participated in various outreach efforts in 2009 which helped to strengthen relationships within DeKalb County schools and the overall program.

***'Growth Rings,' the Newsletter for the Butternut Valley Nature Center:*** In 2009, the newsletter continued to be an important conduit for communicating information about the program to teachers. This year, the newsletter was distributed in digital form to cut down on waste and curb costs. Teachers received the newsletter as a pdf attachment and also had the opportunity to download the pdf from the website. A small number of newsletters were still printed for those who could not receive emails and also for the archive. *Growth Rings* kept teachers informed about several topics such as a new ecological monitoring program, additions to the cabin exhibit, changes in the standards, and activity offerings. In addition, several feature stories about the foundation, staff members, student poetry, and animal profiles provided entertainment for teachers.

***Tennessee State Representative for the National Association for Interpretation (NAI):*** In April 2009, Ms. Squirlock was asked to fill the position of Tennessee State Representative for the National Association for Interpretation (NAI). The role entails periodically establishing contact with state members, reporting any state activities to the Newsletter Editor for inclusion in

the regional newsletter, and recruiting new members. The representative is also encouraged to facilitate a one-day meeting of members within the Tennessee

***DeKalb County In-Service:*** Ms. Squirlock, Ms. Mains, and Ms. Thompson attended the In-Service meeting in July 2009. During the In-Service meeting, teachers had the opportunity to sign-up for fall field trips, receive newsletters, and ask questions about the program. With classroom activities now available on the website, we determined it would be helpful to provide exposure and instruction for teachers. Web activities such as the “Computer Animations” and “Datasets” would more likely be used if teachers were shown how to use them and given the opportunity to ask questions and provide feedback. We developed a workshop to be added to the program list during the DeKalb summer in-service. This particular attempt was unsuccessful and attendance was virtually absent. Confounding factors were room placement and in-service program structure. The computer lab was located in a remote section of the school far from other session rooms. There were only two session times available giving us substantial competition. Furthermore, our session was offered when other required sessions were held prohibiting any interested teachers from attending. Future plans for website exposure include soliciting teacher interest with one-on-one instruction opportunities.

***Teacher Advocacy Group:*** The second meeting of the Teacher Advocacy group met with Ms. Squirlock in January 2009. Five teachers representing the five area schools were invited to participate. Two teachers (one from DeKalb Middle School and the other from DeKalb High School) attended the meeting to provide feedback about program logistics, curriculum, website content, staff, and materials. Although attendance was low, important feedback was given by teachers on how to continue to develop the program.

***Adopt Your Watershed:*** As part of an initiative to become networked in the environmental education arena, BVNC joined the Adopt Your Watershed Program organized by the Environmental Protection Agency. Their mission is as follows:

“To encourage stewardship of the nation’s water resources, EPA challenges citizens and organizations to join the Agency and others who are working to protect and restore our nation’s valuable rivers, streams, wetlands, lakes, ground water and estuaries.”

The program provides networking opportunities and also provides the data supplied by the each watershed’s monitoring program.

## **Garden**

### **Overview**

The BVNC goal for the garden located near the Crips cabin is to provide an activity station that facilitates learning such biological topics as botany, life cycles, plant adaptations, historical and cultural plant use, and energy cycles. Maintenance and design were revamped this year to decrease labor and increase aesthetics and utilization. We assessed light availability and the success of previous plant growth. From these observations, we determined that increasing shade-tolerant plant life and decreasing vegetable plant life would promote garden success. We developed a new design that designates each section for different plant types based on light patterns (Image 2).

### **Maintenance**

Two stages of garden maintenance were performed by the Tennessee Tree Improvement Crew in August and October of 2009. In the first stage in August, the crew chemically treated the garden for weeds and mulched the walkways. The crew returned in October for a more thorough treatment and performed the following tasks:

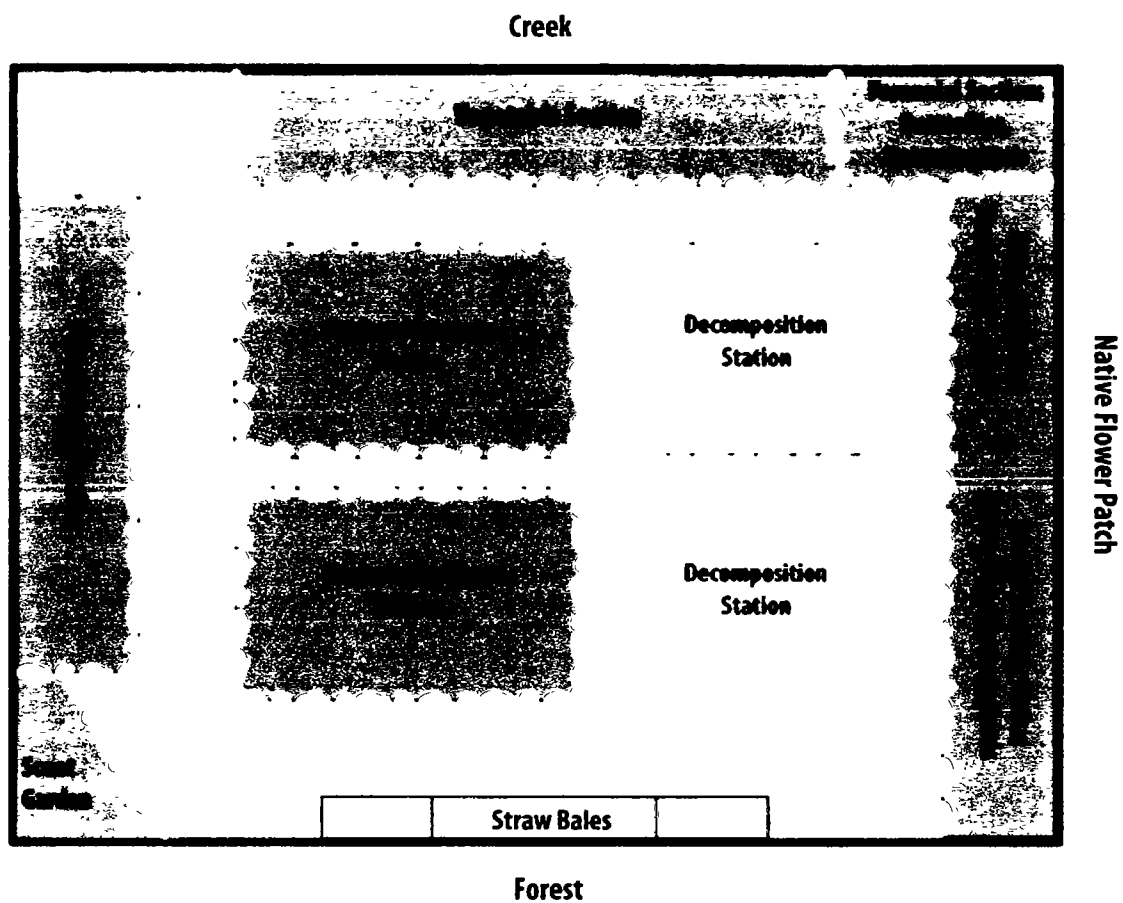
- Replaced all wooden borders with creek rock.
- Resized three plant beds to accommodate the new design.
- Removed weeds from plant beds with little grass weed growth.
- Removed seedy topsoil in plant beds with excessive grass weed growth.
- Placed weed barrier in plant beds with excessive grass weed growth.
- Replaced topsoil with new soil in plant beds with excessive grass weed growth.
- Topped all plant beds with leaf compost.
- Replaced walkway mulch with new mulch.
- Replaced walkway weed barrier.

### **Activities**

Activity ideas for the new design include:

- Decomposing Logs
- Soil Sections
- Seeds Dispersal Strategies
- Plant Adaptations and Defenses
- Sensory Activity
- Life Cycles
- Student Plantings (learning food resources, plant requirements, photosynthesis).
- Habitat Requirements
- Resource Competition
- Ethnobotony

**Image 2: Garden New Design**



## **Dry Creek History**

### **Overview**

In 2009, we reduced focus on data collection and increased focus on data collation. Interviews were transcribed and summarized so that an overall summary of data can be prepared in 2010. We continued to pursue deed research to collect names and land transfer events of the people that lived on the Upper Dry Creek.

### **Interviews**

One interview was conducted in 2009. This interview was repeated due to a malfunction of recording devices in the 2008 interview.

- Chase Davis – Ms. Davis was the bus driver for Dry Creek from the late 1930's to 1950's.

### **Artifacts**

We have added artifacts, images, and recordings to the Crips log cabin to enrich lessons taught about pioneer life. The following are 2009 additions.

- Spinning wheel
- Carpentry tools
- Pictures for cabin – images collected from those interviewed were repaired and displayed in the cabin.
- Music – an early recording of Mallow Herndon, son of Betty Herndon and resident of Dry Creek, was acquired from Billy Henson. Mr. Henson is the owner of materials from Goobar and His Kentuckians, a band regularly spotlighted on the Grand Ole Opry in the early 1900's. Mallow was a member of this band for a number of years and was known as Tennessee Slim.

### **Open House**

In April 2009, an open house was held at Butternut Valley for former Dry Creek residents, family of former residents, and local artists. Visitors totaled to approximately 45 people. Guests were given the opportunity to visit the Snow cabin, Crips cabin, and George cemetery. Feedback for the event was very positive and most guests hoped to participate in future open house events.

## Website

### Additions

**Overview:** Website additions were set aside this year to facilitate progress on the historical research. One new feature, the Butternut Blog, was added. We maintained normal support for the Being Blurb feature but most other web features were designated as low priority. We will resume normal support for these features upon sufficient collation of the historical research.

**Butternut Blog:** In August 2009, we piloted the new Butternut Blog program. One classroom of approximately 30 students is given a reading assignment regarding culturally significant topics in science and asked to answer questions or make comments in a blog platform. This approach fulfills a multi-subject integration of reading, science, and technology. Delivering the assignment in a format familiar to today's youth enhances its efficacy. Currently the blog is hosted independently of the BVVNC. If successful, we will integrate the blog into the official BVVNC website in 2010.

**We Want to Know:** In 2008/2009, we partnered with Kelli Foster's 2nd grade class at Smithville Elementary for our "We Want to Know" (formerly "Question of the Week") feature. Ms. Foster's students were encouraged to ask questions about nature with emphasis on things they remember from their field trips. Students' questions were answered with a short animation that included their photograph. Two additional questions were added in 2009.

- How does a cactus survive with just a little bit of water when other plants need water to survive?
- Are there any daddy animals in our area that care for their eggs like the Emperor Penguins do in Antarctica?

**Datasets:** To make each trip to BVNC more meaningful for students and teachers, we make collected data available for use. Sample lesson plans are provided as a suggestion for a computer lab activity. Each lesson plan includes the Tennessee State Standards that are addressed. All datasets were updated with 2009 data.

**New Standards:** All field trip activities were updating with the new 2009/2010 Tennessee State Curriculum Standards (see page 6 for more information). All changes were added to the lesson plan pdf files and made available on the BVVNC.

### Exposure and Development

**Online Field Trip Registration Form:** Added last year, the online field trip registration forms are successful. Nearly all of the teachers used this method rather than USPS mail or fax.

## **Website Traffic**

**BVVNC Overview:** The year 2009 brings us a positive change in web traffic analysis. The Butternut Valley Virtual Nature Center (BVVNC) hosts its traffic package with Google™ Analytics. The analyses are more powerful and meaningful and the data are abundant. A valuable feature of Google™ Analytics is that web crawlers are filtered out of the data giving us a more reasonable account of site usage. The following is a report of some of the more meaningful data. Since the main goal for the website is to attract DeKalb County schools and the communities, all trends reported here isolate the state of Tennessee and, in some cases, the middle Tennessee region. It should be noted that one DeKalb server station is logged as being in Nashville.

### **Table 1. Middle TN Unique Users by City - 2009**

In 2009, there were roughly 700 unique user visits recorded from the middle Tennessee region (after subtracting Johnson City and Knoxville). This reflects the increased usage of BVVNC in the classroom, computer labs, and at the home of the student. Average time on site ranges from nearly one minute to more than six minutes with the bounce rate peaking at 60%. This supports the observation that visitors are staying on the site and reading material, viewing animations, or filling out forms.

### **Table 2. TN Unique Users by Month - 2009**

The top five months of BVVNC usage in 2009 were October, February, August, September, and April. This coincides with field trip seasons suggesting that teachers are using the calendar, online registration form, field trip activity descriptions, and Being Blurb features. The average time on site ranges from one minute to nearly five minutes, which supports this type of activity as well. The peak in February reflects computer lab time allotted for the computer activities. Winter and summer months are the months of lowest use, an expected result because of the suspension of field trips during those months.

### **Table 3. TN Unique Users by Page - 2009**

As expected, the most visited BVVNC page is the home page. Beyond that there is heavy use of pages associated with planning field trips, the history of Dry Creek, and classroom/computer activities. The longest "average time on page" is reported for the computer lab activity, which takes a substantial time to complete.

### **Table 4. TN Unique Users by Source - 2009**

The data reflecting source of entry for 2009 users in Tennessee supports that the bulk of the BVVNC users are within the DeKalb County school system. Three of the top five sources for entry to the website are within the school system. The other two suggest a quick search and bookmarks.

### **BVVNC Synopsis**

Use of the BVVNC by DeKalb teachers is very promising but could be further developed. Future plans to increase site usage by teachers include providing more class activities and more features that spotlight students. Implementing teacher feedback of these provisions in addition to web traffic statistics is necessary to get a fuller picture of how the website is used.

**Butternut Blog Overview:** The following tables depict two of the three blog sessions held in the classroom this year. The first session preceded the onset of traffic tracking.

**Table 6. Blog Unique Users by City - 2009**

Two peaks of usage appear in 2009 in October and November. Average time on site is over 10 minutes, which suggests the students are taking time to read the article and make their comments. A further drilling down of the data shows that students may be checking the blog outside of the classroom.

**Table 7. Blog Unique Users by Month - 2009**

Both sessions tracked in 2009 show the number of students participating in the blog assignment and the average time they spent. The December data suggest that students may be checking the blog outside of the classroom.

**Blog Synopsis**

Use of the Butternut Blog in our pilot program is very promising. Students are reading the articles and commenting on the significance of the topics in a culturally significant way. Additional feedback from the participating teacher and students is needed for a more complete understanding of the blog's success.



## **Tree Improvement Program Research**

**Research Overview:** Research originating from the Butternut Valley was somewhat limited in 2009. The UT Tree Improvement Program worked to strengthen other areas of research, therefore we collected and planted relatively little seed in 2008 and 2009. In addition, funding became restricted for additional DNA studies where the Butternut Valley trees figured prominently.

**Butternut** – Seeds were collected in the 2008 autumn from a few butternut trees that had relatively heavy crops and planted at the East Tennessee State Nursery. The resulting seedlings were lifted on February 19, 2010. Some seedlings will be used for restoration in Warner Park in Nashville. Samples from each genetic family will be sent to Dr. Sandra Anagnostakis, Connecticut Experiment Station for inoculation studies. These seedlings will be the butternut “control” in a series of studies on butternut pathogens, including the pathogen that causes butternut canker disease. There is no evidence of hybridization with Japanese heartnut in the Butternut Valley population, which make seedlings from the Valley particularly valuable for research. The other butternut seedlings will be planted for various purposes.

Several manuscripts describing studies using seedlings or DNA samples from the Butternut Valley will be submitted in 2010.

**Honeylocust** - Seeds were collected in the 2008 autumn from a naturally occurring honeylocust in the Valley. The seeds were planted in raised nursery beds at the East Tennessee Research and Education Center. The seedlot produced over 300 seedlings that will be transplanted to containers in March. The seedlings will be sampled in the summer (leaf samples) for DNA to determine pedigree, as will be the mother tree and immediately surrounding honeylocust trees in the Valley. Full siblings will be separated into a molecular mapping population and planted for genome studies in conjunction with scientists at Pennsylvania State University, University of Notre Dame, and University of Missouri. These seedlings are part of the experimental materials used as the basis for a research proposal to the National Science Foundation.



Butternut seedlings from Healing Stones at the East Tennessee State Nursery in August.



Ground level photo of honeylocust seedlings in 2009 summer.

### **Looking Ahead: 2010**

In 2010, the Butternut Valley Nature Center will begin to offer some new and exciting programs that will increase participation and enthusiasm for the program without increasing costs. During the week of April 5<sup>th</sup> - 9<sup>th</sup>, a new Classroom Program will be piloted. Rather than offering field trips during this week, teachers can register for classroom programs that feature specially designed environmental education activities. This program will help to cut costs by eliminating student travel to the property and staff travel costs for one week. Another program to debut in April is Earth Week. During the week of April 22<sup>nd</sup> – 29<sup>th</sup>, students will participate in a series of Earth Day themed programs that mostly utilize supplies already on-site.

The garden will continue to develop and become a more integral part of the Butternut Valley field trip experience. Future plans include treating weeds with a second application of leaf compost and periodic application of organic herbicide. We will plant shade tolerant native plants purchased from local nurseries and shade/frost tolerant vegetable plants. In addition, various activities will be developed that will utilize the new garden features.

The Dry Creek History data will be collated into a notebook for reference and development of social studies field trip activities. These notes will be used to help develop the Upper Dry Creek historical book.

Further development of the BVVNC will resume in the fall of 2010. We will resume progress on additional computer lab activities and we will seek a new partnership for the “We Want to Know” feature.

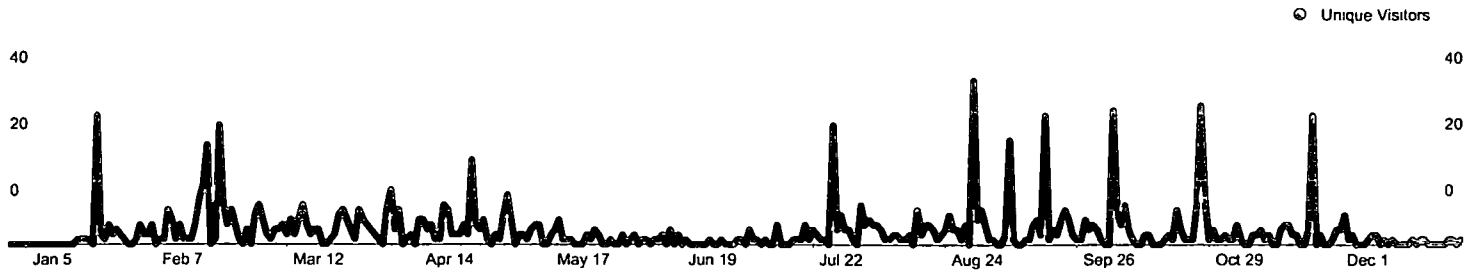
The partnership between the National Association for Interpretation and the Butternut Valley Nature Center will continue to develop. In spring/summer 2010, the coordinator will meet with other NAI members within Tennessee to network and potentially plan a regional meeting locally within the next few years. In addition, the coordinator will submit a paper to be considered for presentation at the NAI National Workshop in November 2010. The proposed presentation, which will be submitted in March 2010, will focus on the various methods the Butternut Valley Nature Center utilizes to meet the needs of both teachers and students.

# Table 1. Middle TN Unique Users by City - 2009

Tennessee

Jan 1, 2009 - Dec 31, 2009

Comparing to: Site



This custom dimension resulted in 753 Unique Visitors via 42 cities

by city

Unique Visitors

**753**

% of Site Total  
50.07%

Avg. Time on Site

**00:02:55**

Site Avg  
00:02:05 (40 13%)

Bounce Rate

**37.53%**

Site Avg  
48.35% (-22 38%)

City	Unique Visitors	Avg. Time on Site	Bounce Rate
Nashville	451	00:02:03	43.93%
Smithville	124	00:03:32	29.82%
Knoxville	31	00:03:21	30.77%
Johnson City	27	00:05:05	23.03%
Alexandria	24	00:03:20	18.75%
Lebanon	14	00:02:00	50.00%
Woodbury	11	00:06:40	30.00%
Williamson County	9	00:05:49	30.77%
Cookeville	8	00:01:57	40.00%
Mc Minnville	7	00:00:57	62.50%

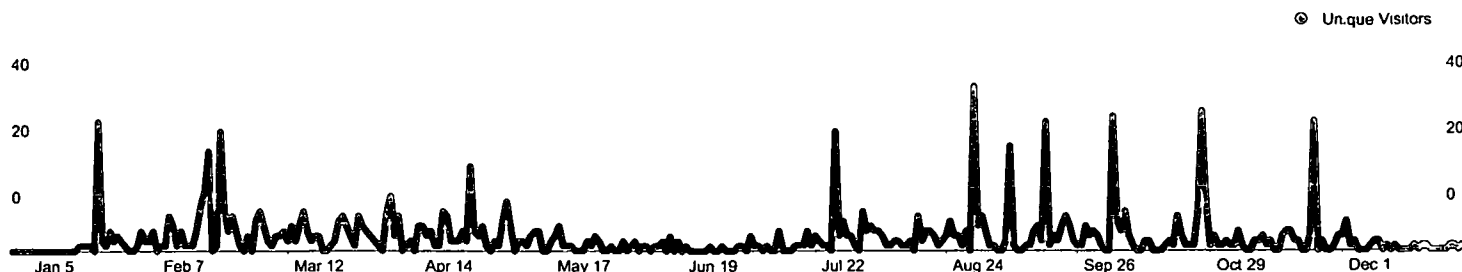
1 - 10 of 42

## Table 2. TN Unique Users by Month - 2009

Tennessee

Jan 1, 2009 - Dec 31, 2009

Comparing to Site



This custom dimension resulted in 753 Unique Visitors via 12 months

by month

## Unique Visitors

**753**
 % of Site Total  
**50.07%**

## Avg. Time on Site

**00:02:55**
 Site Avg  
 00:02:05 (40.13%)

## Bounce Rate

**37.53%**
 Site Avg  
 48.35% (-22.38%)

Month	Unique Visitors	Avg. Time on Site	Bounce Rate
Oct 1, 2009 - Oct 31, 2009	114	00:03:11	40.65%
Feb 1, 2009 - Feb 28, 2009	106	00:02:01	30.43%
Aug 1, 2009 - Aug 31, 2009	103	00:04:32	41.09%
Sep 1, 2009 - Sep 30, 2009	100	00:03:16	46.56%
Apr 1, 2009 - Apr 30, 2009	99	00:02:44	31.82%
Mar 1, 2009 - Mar 31, 2009	78	00:03:01	31.62%
Nov 1, 2009 - Nov 30, 2009	68	00:01:00	74.32%
May 1, 2009 - May 31, 2009	54	00:02:12	40.51%
Jul 1, 2009 - Jul 31, 2009	51	00:04:00	22.22%
Jan 1, 2009 - Jan 31, 2009	37	00:02:47	16.22%
Dec 1, 2009 - Dec 31, 2009	21	00:02:22	46.15%
Jun 1, 2009 - Jun 30, 2009	20	00:03:10	47.62%

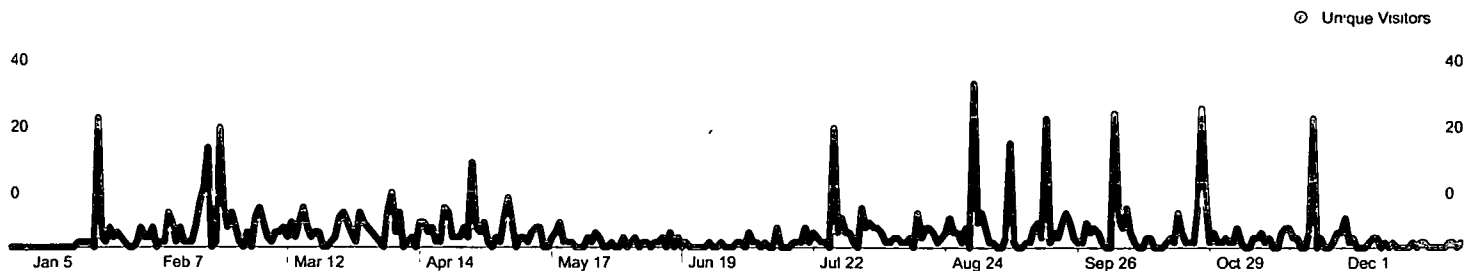
1 - 12 of 12

# Table 3. TN Unique User by Page - 2009

Tennessee

Jan 1, 2009 - Dec 31, 2009

Comparing to: Site



This custom dimension resulted in 753 Unique Visitors via 108 pages

[New tab](#)

## Unique Visitors

753

 % of Site Total  
50.07%

## Avg. Time on Page

00:00:54

 Site Avg  
00:00:50 (8.76%)

Page	Unique Visitors	Avg. Time on Page
/	696	00:01:05
/index.htm	178	00:01:01
/ContactUs.htm	148	00:00:47
/WhatLivesHere.htm	148	00:00:26
/FieldTnpActivities.htm	139	00:01:17
/Overview.htm	137	00:00:53
/Staff.htm	113	00:00:14
/OralHistories.htm	79	00:00:40
/ComputerActivities.htm	77	00:01:31
/Mission.htm	74	00:00:33

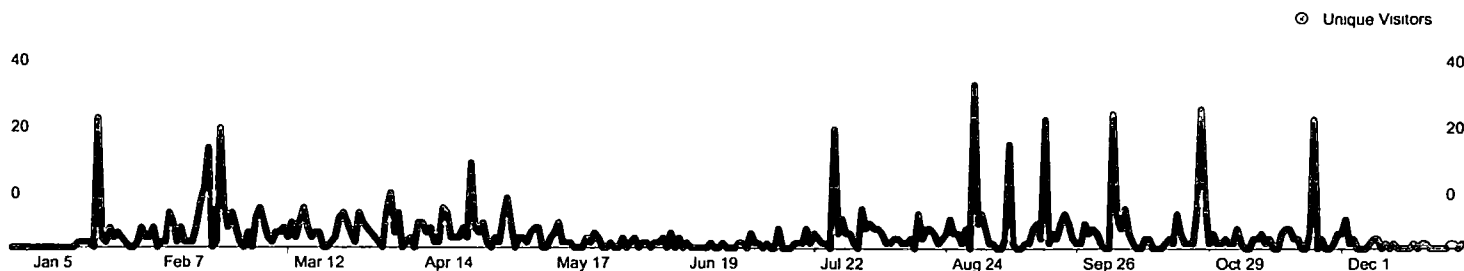
1 - 10 of 108

# Table 4. Middle TN Unique Users by Source - 2009

Tennessee

Jan 1, 2009 - Dec 31, 2009

Comparing to Site



This custom dimension resulted in 753 Unique Visitors via 34 sources

by link

Unique Visitors

**753**

% of Site Total

50.07%

Avg. Time on Site

**00:02:55**

Site Avg

00:02:05 (40 13%)

Bounce Rate

**37.53%**

Site Avg

48.35% (-22 38%)

Source	Unique Visitors	Avg. Time on Site	Bounce Rate
web dekalb.k12tn net	325	00:01:21	48.15%
(direct)	154	00:03:36	24.91%
google	69	00:03:55	20.35%
dekalbschools.com	63	00:02:05	78.95%
dekalbschools.net	43	00:02:01	46.00%
healingstones.org	36	00:02:40	34.15%
yahoo	30	00:04:15	22.22%
faculty.etsu.edu	11	00:01:27	35.71%
bing	9	00:04:25	10 00%
images.google.com	6	00:01:01	33.33%

1 - 10 of 34

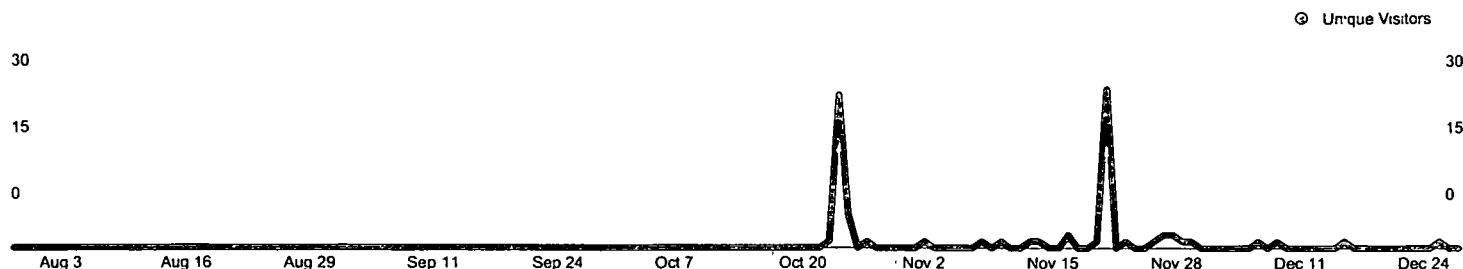


# Table 5. Blog Unique Visitors by City - 2009

Tennessee

Aug 1, 2009 - Dec 31, 2009

Comparing to: Site



This custom dimension resulted in 58 Unique Visitors via 7 cities

New tab

## Unique Visitors

58

% of Site Total  
93.55%

## Avg. Time on Site

00:09:09

Site Avg  
00:08:53 (3.05%)

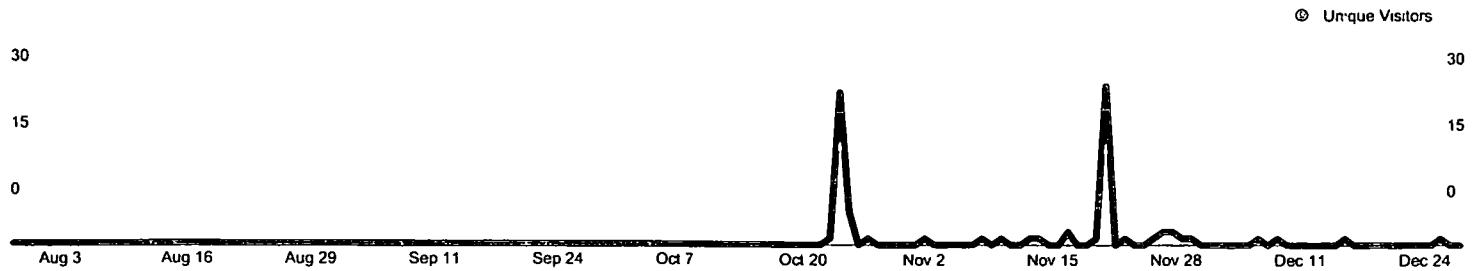
City	Unique Visitors	Avg. Time on Site
Nashville	48	00:10:15
Smithville	6	00:04:00
Knoxville	2	00:02:54
Antioch	1	00:00:31
Johnson City	1	00:15:44
Kingsport	1	00:05:49
Murfreesboro	1	00:00:00

1 - 7 of 7

## Table 6. Blog Unique Visits by Month - 2009

Tennessee

Aug 1, 2009 - Dec 31, 2009  
Comparing to. Site



This custom dimension resulted in 58 Unique Visitors via 3 months

New tab

### Unique Visitors

**58**

% of Site Total  
93.55%

### Avg. Time on Site

**00:09:09**

Site Avg  
00:08:53 (3.05%)

Month	Unique Visitors	Avg. Time on Site
Nov 1, 2009 - Nov 30, 2009	32	00:09:06
Oct 1, 2009 - Oct 31, 2009	28	00:10:40
Dec 1, 2009 - Dec 31, 2009	6	00:01:47
1 - 3 of 3		