



See a Social Security Number? Say Something!
Report Privacy Problems to <https://public.resource.org/privacy>
Or call the IRS Identity Theft Hotline at 1-800-908-4490



Return of Organization Exempt From Income Tax

2009

Open to Public Inspection

Department of the Treasury
Internal Revenue Service

Under section 501(c), 527, or 4947(a)(1) of the Internal Revenue Code (except black lung benefit trust or private foundation)

▶ The organization may have to use a copy of this return to satisfy state reporting requirements

A For the 2009 calendar year, or tax year beginning _____, **and ending** _____

B Check if applicable: <input type="checkbox"/> Address change <input type="checkbox"/> Name change <input type="checkbox"/> Initial return <input type="checkbox"/> Terminated <input type="checkbox"/> Amended return <input type="checkbox"/> Application pending	Please use IRS label or print or type. See Specific Instructions.	C Name of organization Harris E. "Zip" Long Charitable Foundation, Inc		D Employer identification number 59-3244546
		Doing Business As		E Telephone number 727/461-2592
		Number and street (or P O box if mail is not delivered to street address) 150 Belleview Boulevard	Room/suite 207	G Gross receipts \$ 1,472,684
F Name and address of principal officer		H(a) Is this a group return for affiliates? <input type="checkbox"/> Yes <input checked="" type="checkbox"/> No		H(b) Are all affiliates included? <input type="checkbox"/> Yes <input type="checkbox"/> No If "No," attach a list (see instructions)
I Tax-exempt status <input checked="" type="checkbox"/> 501(c) (3) ◀ (insert no) <input type="checkbox"/> 4947(a)(1) or <input type="checkbox"/> 527		J Website: ▶ n/a		
K Form of organization <input checked="" type="checkbox"/> Corporation <input type="checkbox"/> Trust <input type="checkbox"/> Association <input type="checkbox"/> Other ▶		L Year of formation 1994	M State of legal domicile FL	

Part I Summary				
Activities & Governance	1	Briefly describe the organization's mission or most significant activities <u>charitable donations to charitable, religious, and/or educational organizations</u>		
	2	Check this box <input type="checkbox"/> if the organization discontinued its operations or disposed of more than 25% of its net assets		
	3	Number of voting members of the governing body (Part VI, line 1a)	7	
	4	Number of independent voting members of the governing body (Part VI, line 1b)	5	
	5	Total number of employees (Part V, line 2a)	0	
	6	Total number of volunteers (estimate if necessary)		
	7a	Total gross unrelated business revenue from Part VIII, column (C), line 12	0	0
7b	Net unrelated business taxable income from Form 990-T, line 34	0	0	
Revenue	8	Contributions and grants (Part VIII, line 1h)	0	0
	9	Program service revenue (Part VIII, line 2g)	0	0
	10	Investment income (Part VIII, column (A), lines 3, 4, and 7d)		
	11	Other revenue (Part VIII, column (A), lines 5, 6d, 8c, 9c, 10c, and 11e)		
	12	Total revenue—add lines 8 through 11 (must equal Part VIII, column (A), line 12)	-22,920	-219,635
	13	Grants and similar amounts paid (Part IX, column (A), lines 1–3)	150,000	50,000
	14	Benefits paid to or for members (Part IX, column (A), line 4)	0	0
	15	Salaries, other compensation, employee benefits (Part IX, column (A), lines 5–10)	0	0
	16a	Professional fundraising fees (Part IX, column (A), line 11e)	0	0
	16b	Total fundraising expenses (Part IX, column (D), line 25) ▶	0	0
Expenses	17	Other expenses (Part IX, column (A), lines 11a–11d, 11f–24f)	17,888	488
	18	Total expenses Add lines 13–17 (must equal Part IX, column (A), line 25)	167,888	50,488
	19	Revenue less expenses Subtract line 18 from line 12	-190,808	-270,123
			Beginning of Current Year	End of Year
	20	Total assets (Part X, line 16)	1,228,488	958,367
	21	Total liabilities (Part X, line 26)	0	0
22	Net assets or fund balances Subtract line 21 from line 20	1,228,488	958,367	

RECEIVED
MAR 28 2010
OGDEN, UT

Part II Signature Block

Under penalties of perjury, I declare that I have examined this return, including accompanying schedules and statements, and to the best of my knowledge and belief, it is true, correct, and complete Declaration of preparer (other than officer) is based on all information of which preparer has any knowledge

Signature of officer: Fredrick E Fisher, President Date: 3/18/10

Type or print name and title: FREDERICK E. FISHER, PRESIDENT

Paid Preparer's Use Only Preparer's signature: <u>Bernard J Lechner</u> Date: <u>2/11/2010</u> Firm's name (or yours if self-employed), address, and ZIP + 4: <u>Bernard J Lechner, P O Box 5147, Clearwater, FL 33758</u>	Check if self-employed: <input checked="" type="checkbox"/>	Preparer's identifying number (see instructions): <u>323-26-5611</u> EIN: <u>59-2194358</u> Phone no: <u>(727)461-3662</u>
--	---	--

May the IRS discuss this return with the preparer shown above? (see instructions) Yes No

25p

Part III Statement of Program Service Accomplishments

1 Briefly describe the organization's mission:
charitable donations to charitable, religious, and/or educational organizations

2 Did the organization undertake any significant program services during the year which were not listed on the prior Form 990 or 990-EZ? Yes No
If "Yes," describe these new services on Schedule O

3 Did the organization cease conducting, or make significant changes in how it conducts, any program services? Yes No
If "Yes," describe these changes on Schedule O

4 Describe the exempt purpose achievements for each of the organization's three largest program services by expenses. Section 501(c)(3) and 501(c)(4) organizations and section 4947(a)(1) trusts are required to report the amount of grants and allocations to others, the total expenses, and revenue, if any, for each program service reported.

4a (Code) (Expenses \$ 0 including grants of \$ 25,000) (Revenue \$ 0)
First Christian Church of Clearwater
Clearwater, FL

4b (Code:) (Expenses \$ 0 including grants of \$ 25,000) (Revenue \$ 0)
The Long Center Foundation, Inc
Clearwater, FL

4c (Code) (Expenses \$ 0 including grants of \$ 0) (Revenue \$ 0)

4d Other program services (Describe in Schedule O)
(Expenses \$ 0 including grants of \$ 0) (Revenue \$ 0)

4e Total program service expenses 0

Part IV Checklist of Required Schedules

		Yes	No
1	Is the organization described in section 501(c)(3) or 4947(a)(1) (other than a private foundation)? If "Yes," complete Schedule A	X	
2	Is the organization required to complete Schedule B, Schedule of Contributors?		X
3	Did the organization engage in direct or indirect political campaign activities on behalf of or in opposition to candidates for public office? If "Yes," complete Schedule C, Part I		X
4	Section 501(c)(3) organizations. Did the organization engage in lobbying activities? If "Yes," complete Schedule C, Part II		X
5	Section 501(c)(4), 501(c)(5), and 501(c)(6) organizations. Is the organization subject to the section 6033(e) notice and reporting requirement and proxy tax? If "Yes," complete Schedule C, Part III		
6	Did the organization maintain any donor advised funds or any similar funds or accounts where donors have the right to provide advice on the distribution or investment of amounts in such funds or accounts? If "Yes," complete Schedule D, Part I		X
7	Did the organization receive or hold a conservation easement, including easements to preserve open space, the environment, historic land areas, or historic structures? If "Yes," complete Schedule D, Part II		X
8	Did the organization maintain collections of works of art, historical treasures, or other similar assets? If "Yes," complete Schedule D, Part III		X
9	Did the organization report an amount in Part X, line 21, serve as a custodian for amounts not listed in Part X, or provide credit counseling, debt management, credit repair, or debt negotiation services? If "Yes," complete Schedule D, Part IV		X
10	Did the organization, directly or through a related organization, hold assets in term, permanent, or quasi-endowments? If "Yes," complete Schedule D, Part V		X
11	Is the organization's answer to any of the following questions "Yes"? If so, complete Schedule D, Parts VI, VII, VIII, IX, or X as applicable		X
	<ul style="list-style-type: none"> • Did the organization report an amount for land, buildings, and equipment in Part X, line 10? If "Yes," complete Schedule D, Part VI • Did the organization report an amount for investments—other securities in Part X, line 12 that is 5% or more of its total assets reported in Part X, line 16? If "Yes," complete Schedule D, Part VII • Did the organization report an amount for investments—program related in Part X, line 13 that is 5% or more of its total assets reported in Part X, line 16? If "Yes," complete Schedule D, Part VIII • Did the organization report an amount for other assets in Part X, line 15 that is 5% or more of its total assets reported in Part X, line 16? If "Yes," complete Schedule D, Part IX • Did the organization report an amount for other liabilities in Part X, line 25? If "Yes," complete Schedule D, Part X • Did the organization's separate or consolidated financial statements for the tax year include a footnote that addresses the organization's liability for uncertain tax positions under FIN 48? If "Yes," complete Schedule D, Part X. 		
12	Did the organization obtain separate, independent audited financial statements for the tax year? If "Yes," complete Schedule D, Parts XI, XII, and XIII		X
12A	Was the organization included in consolidated, independent audited financial statements for the tax year? If "Yes," completing Schedule D, Parts XI, XII, and XIII is optional.	Yes	No
			X
13	Is the organization a school described in section 170(b)(1)(A)(ii)? If "Yes," complete Schedule E		X
14a	Did the organization maintain an office, employees, or agents outside of the United States?		X
14b	Did the organization have aggregate revenues or expenses of more than \$10,000 from grantmaking, fundraising, business, and program service activities outside the United States? If "Yes," complete Schedule F, Part I		X
15	Did the organization report on Part IX, column (A), line 3, more than \$5,000 of grants or assistance to any organization or entity located outside the United States? If "Yes," complete Schedule F, Part II		X
16	Did the organization report on Part IX, column (A), line 3, more than \$5,000 of aggregate grants or assistance to individuals located outside the United States? If "Yes," complete Schedule F, Part III		X
17	Did the organization report a total of more than \$15,000 of expenses for professional fundraising services on Part IX, column (A), lines 6 and 11e? If "Yes," complete Schedule G, Part I		X
18	Did the organization report more than \$15,000 total of fundraising event gross income and contributions on Part VIII, lines 1c and 8a? If "Yes," complete Schedule G, Part II		X
19	Did the organization report more than \$15,000 of gross income from gaming activities on Part VIII, line 9a? If "Yes," complete Schedule G, Part III		X
20	Did the organization operate one or more hospitals? If "Yes," complete Schedule H		X

Part IV Checklist of Required Schedules (continued)

	Yes	No
21 Did the organization report more than \$5,000 of grants and other assistance to governments and organizations in the United States on Part IX, column (A), line 1? <i>If "Yes," complete Schedule I, Parts I and II.</i>		X
22 Did the organization report more than \$5,000 of grants and other assistance to individuals in the United States on Part IX, column (A), line 2? <i>If "Yes," complete Schedule I, Parts I and III.</i>		X
23 Did the organization answer "Yes" to Part VII, Section A, line 3, 4, or 5 about compensation of the organization's current and former officers, directors, trustees, key employees, and highest compensated employees? <i>If "Yes," complete Schedule J.</i>		X
24a Did the organization have a tax-exempt bond issue with an outstanding principal amount of more than \$100,000 as of the last day of the year, that was issued after December 31, 2002? <i>If "Yes," answer lines 24b through 24d and complete Schedule K. If "No," go to line 25.</i>		X
b Did the organization invest any proceeds of tax-exempt bonds beyond a temporary period exception?		X
c Did the organization maintain an escrow account other than a refunding escrow at any time during the year to defease any tax-exempt bonds?		X
d Did the organization act as an "on behalf of" issuer for bonds outstanding at any time during the year?		X
25a Section 501(c)(3) and 501(c)(4) organizations. Did the organization engage in an excess benefit transaction with a disqualified person during the year? <i>If "Yes," complete Schedule L, Part I.</i>		X
b Is the organization aware that it engaged in an excess benefit transaction with a disqualified person in a prior year, and that the transaction has not been reported on any of the organization's prior Forms 990 or 990-EZ? <i>If "Yes," complete Schedule L, Part I.</i>		X
26 Was a loan to or by a current or former officer, director, trustee, key employee, highly compensated employee, or disqualified person outstanding as of the end of the organization's tax year? <i>If "Yes," complete Schedule L, Part II.</i>		X
27 Did the organization provide a grant or other assistance to an officer, director, trustee, key employee, substantial contributor, or a grant selection committee member, or to a person related to such an individual? <i>If "Yes," complete Schedule L, Part III.</i>		X
28 Was the organization a party to a business transaction with one of the following parties (see Schedule L, Part IV instructions for applicable filing thresholds, conditions, and exceptions)		
a A current or former officer, director, trustee, or key employee? <i>If "Yes," complete Schedule L, Part IV.</i>		X
b A family member of a current or former officer, director, trustee, or key employee? <i>If "Yes," complete Schedule L, Part IV.</i>		X
c An entity of which a current or former officer, director, trustee, or key employee of the organization (or a family member) was an officer, director, trustee, or direct or indirect owner? <i>If "Yes," complete Schedule L, Part IV.</i>		X
29 Did the organization receive more than \$25,000 in non-cash contributions? <i>If "Yes," complete Schedule M.</i>		X
30 Did the organization receive contributions of art, historical treasures, or other similar assets, or qualified conservation contributions? <i>If "Yes," complete Schedule M.</i>		X
31 Did the organization liquidate, terminate, or dissolve and cease operations? <i>If "Yes," complete Schedule N, Part I.</i>		X
32 Did the organization sell, exchange, dispose of, or transfer more than 25% of its net assets? <i>If "Yes," complete Schedule N, Part II.</i>		X
33 Did the organization own 100% of an entity disregarded as separate from the organization under Regulations sections 301.7701-2 and 301.7701-3? <i>If "Yes," complete Schedule R, Part I.</i>		X
34 Was the organization related to any tax-exempt or taxable entity? <i>If "Yes," complete Schedule R, Parts II, III, IV, and V, line 1.</i>		X
35 Is any related organization a controlled entity within the meaning of section 512(b)(13)? <i>If "Yes," complete Schedule R, Part V, line 2.</i>		X
36 Section 501(c)(3) organizations. Did the organization make any transfers to an exempt non-charitable related organization? <i>If "Yes," complete Schedule R, Part V, line 2.</i>		X
37 Did the organization conduct more than 5% of its activities through an entity that is not a related organization and that is treated as a partnership for federal income tax purposes? <i>If "Yes," complete Schedule R, Part VI.</i>		X
38 Did the organization complete Schedule O and provide explanations in Schedule O for Part VI, lines 11 and 19? Note. All Form 990 filers are required to complete Schedule O.		X

Part V Statements Regarding Other IRS Filings and Tax Compliance

		Yes	No
1a	Enter the number reported in Box 3 of Form 1096, Annual Summary and Transmittal of U S Information Returns Enter -0- if not applicable		
	1a 0		
b	Enter the number of Forms W-2G included in line 1a Enter -0- if not applicable		
	1b 0		
c	Did the organization comply with backup withholding rules for reportable payments to vendors and reportable gaming (gambling) winnings to prize winners?	X	
2a	Enter the number of employees reported on Form W-3, Transmittal of Wage and Tax Statements, filed for the calendar year ending with or within the year covered by this return		
	2a 0		
b	If at least one is reported on line 2a, did the organization file all required federal employment tax returns? Note. If the sum of lines 1a and 2a is greater than 250, you may be required to e-file this return. (see instructions)		
	2b		
3a	Did the organization have unrelated business gross income of \$1,000 or more during the year covered by this return?		X
b	If "Yes," has it filed a Form 990-T for this year? If "No," provide an explanation in Schedule O		
	3b		
4a	At any time during the calendar year, did the organization have an interest in, or a signature or other authority over, a financial account in a foreign country (such as a bank account, securities account, or other financial account)?		X
b	If "Yes," enter the name of the foreign country: See the instructions for exceptions and filing requirements for Form TD F 90-22 1, Report of Foreign Bank and Financial Accounts		
	4a		
5a	Was the organization a party to a prohibited tax shelter transaction at any time during the tax year?		X
b	Did any taxable party notify the organization that it was or is a party to a prohibited tax shelter transaction?		X
c	If "Yes" to line 5a or 5b, did the organization file Form 8886-T, Disclosure by Tax-Exempt Entity Regarding Prohibited Tax Shelter Transaction?		X
	5c		
6a	Does the organization have annual gross receipts that are normally greater than \$100,000, and did the organization solicit any contributions that were not tax deductible?		X
b	If "Yes," did the organization include with every solicitation an express statement that such contributions or gifts were not tax deductible?		
	6b		
7	Organizations that may receive deductible contributions under section 170(c).		
a	Did the organization receive a payment in excess of \$75 made partly as a contribution and partly for goods and services provided to the payor?		X
b	If "Yes," did the organization notify the donor of the value of the goods or services provided?		
c	Did the organization sell, exchange, or otherwise dispose of tangible personal property for which it was required to file Form 8282?		X
	7c		
d	If "Yes," indicate the number of Forms 8282 filed during the year		
	7d		
e	Did the organization, during the year, receive any funds, directly or indirectly, to pay premiums on a personal benefit contract?		X
f	Did the organization, during the year, pay premiums, directly or indirectly, on a personal benefit contract?		X
g	For all contributions of qualified intellectual property, did the organization file Form 8899 as required?		
	7g		
h	For contributions of cars, boats, airplanes, and other vehicles, did the organization file a Form 1098-C as required?		
	7h		
8	Sponsoring organizations maintaining donor advised funds and section 509(a)(3) supporting organizations. Did the supporting organization, or a donor advised fund maintained by a sponsoring organization, have excess business holdings at any time during the year?		
	8		
9	Sponsoring organizations maintaining donor advised funds.		
a	Did the organization make any taxable distributions under section 4966?		
	9a		
b	Did the organization make a distribution to a donor, donor advisor, or related person?		
	9b		
10	Section 501(c)(7) organizations. Enter		
a	Initiation fees and capital contributions included on Part VIII, line 12	10a	
b	Gross receipts, included on Form 990, Part VIII, line 12, for public use of club facilities	10b	
11	Section 501(c)(12) organizations. Enter		
a	Gross income from members or shareholders	11a	
b	Gross income from other sources (Do not net amounts due or paid to other sources against amounts due or received from them.)	11b	
12a	Section 4947(a)(1) non-exempt charitable trusts. Is the organization filing Form 990 in lieu of Form 1041?	12a	
b	If "Yes," enter the amount of tax-exempt interest received or accrued during the year	12b	

Part VI Governance, Management, and Disclosure For each "Yes" response to lines 2 through 7b below, and for a "No" response to line 8a, 8b, or 10b below, describe the circumstances, processes, or changes in Schedule O See instructions

Section A. Governing Body and Management

		Yes	No
1a	Enter the number of voting members of the governing body		
b	Enter the number of voting members that are independent		
2	Did any officer, director, trustee, or key employee have a family relationship or a business relationship with any other officer, director, trustee, or key employee?	X	
3	Did the organization delegate control over management duties customarily performed by or under the direct supervision of officers, directors or trustees, or key employees to a management company or other person?		X
4	Did the organization make any significant changes to its organizational documents since the prior Form 990 was filed?		X
5	Did the organization become aware during the year of a material diversion of the organization's assets?		X
6	Does the organization have members or stockholders?		X
7a	Does the organization have members, stockholders, or other persons who may elect one or more members of the governing body?		X
b	Are any decisions of the governing body subject to approval by members, stockholders, or other persons?		X
8	Did the organization contemporaneously document the meetings held or written actions undertaken during the year by the following.		
a	The governing body?	X	
b	Each committee with authority to act on behalf of the governing body?	X	
9	Is there any officer, director, trustee, or key employee listed in Part VII, Section A, who cannot be reached at the organization's mailing address? If "Yes," provide the names and addresses in Schedule O	X	

Section B. Policies (This Section B requests information about policies not required by the Internal Revenue Code)

		Yes	No
10a	Does the organization have local chapters, branches, or affiliates?		X
b	If "Yes," does the organization have written policies and procedures governing the activities of such chapters, affiliates, and branches to ensure their operations are consistent with those of the organization?		
11	Has the organization provided a copy of this Form 990 to all members of its governing body before filing the form?	X	
11A	Describe in Schedule O the process, if any, used by the organization to review this Form 990.		
12a	Does the organization have a written conflict of interest policy? If "No," go to line 13		X
b	Are officers, directors or trustees, and key employees required to disclose annually interests that could give rise to conflicts?		
c	Does the organization regularly and consistently monitor and enforce compliance with the policy? If "Yes," describe in Schedule O how this is done.		
13	Does the organization have a written whistleblower policy?		X
14	Does the organization have a written document retention and destruction policy?		X
15	Did the process for determining compensation of the following persons include a review and approval by independent persons, comparability data, and contemporaneous substantiation of the deliberation and decision?		
a	The organization's CEO, Executive Director, or top management official.		
b	Other officers or key employees of the organization		
	If "Yes" to line 15a or 15b, describe the process in Schedule O (See instructions)		
16a	Did the organization invest in, contribute assets to, or participate in a joint venture or similar arrangement with a taxable entity during the year?		X
b	If "Yes," has the organization adopted a written policy or procedure requiring the organization to evaluate its participation in joint venture arrangements under applicable federal tax law, and taken steps to safeguard the organization's exempt status with respect to such arrangements?		

Section C. Disclosure

17	List the states with which a copy of this Form 990 is required to be filed	
18	Section 6104 requires an organization to make its Forms 1023 (or 1024 if applicable), 990, and 990-T (501(c)(3)s only) available for public inspection. Indicate how you make these available. Check all that apply. <input type="checkbox"/> Own website <input type="checkbox"/> Another's website <input checked="" type="checkbox"/> Upon request	
19	Describe in Schedule O whether (and if so, how), the organization makes its governing documents, conflict of interest policy, and financial statements available to the public.	
20	State the name, physical address, and telephone number of the person who possesses the books and records of the organization Frederick E. Fisher 727/793-2339 ext 224 1501 N Belcher Rd, Clearwater, FL 33765	

Part VIII Statement of Revenue

				(A) Total revenue	(B) Related or exempt function revenue	(C) Unrelated business revenue	(D) Revenue excluded from tax under sections 512, 513, or 514	
Contributions, gifts, grants and other similar amounts	1a	Federated campaigns	1a 0					
	b	Membership dues	1b 0					
	c	Fundraising events	1c 0					
	d	Related organizations	1d 0					
	e	Government grants (contributions)	1e 0					
	f	All other contributions, gifts, grants, and similar amounts not included above	1f 0					
	g	Noncash contributions included in lines 1a-1f. \$	0					
	h	Total. Add lines 1a-1f	▶ 0	0				
	Program Service Revenue				Business Code			
2a			0				
b			0				
c			0				
d			0				
e			0				
f		All other program service revenue		0				
g		Total. Add lines 2a-2f	▶ 0	0				
Other Revenue	3	Investment income (including dividends, interest, and other similar amounts)	▶	50,477	50,477			
	4	Income from investment of tax-exempt bond proceeds	▶	0				
	5	Royalties	▶	0				
	6a	Gross Rents	(i) Real	(ii) Personal				
		Less rental expenses						
		Rental income or (loss)	0	0				
		Net rental income or (loss)	▶		0			
	7a	Gross amount from sales of assets other than inventory	(i) Securities	(ii) Other				
		Less cost or other basis and sales expenses	1,422,207	0				
		Gain or (loss)	1,690,316	2,003				
		Net gain or (loss)	-268,109	-2,003	▶		-270,112	
	8a	Gross income from fundraising events (not including \$ 0 of contributions reported on line 1c) See Part IV, line 18	a	0				
		Less direct expenses	b	0				
		Net income or (loss) from fundraising events	▶		0			
	9a	Gross income from gaming activities See Part IV, line 19	a	0				
Less: direct expenses		b	0					
Net income or (loss) from gaming activities		▶		0				
10a	Gross sales of inventory, less returns and allowances	a	0					
	Less: cost of goods sold	b	0					
	Net income or (loss) from sales of inventory	▶		0				
Miscellaneous Revenue			Business Code					
11a			0				
	b		0				
	c		0				
	d	All other revenue		0				
	e	Total. Add lines 11a-11d	▶		0			
12	Total revenue. See instructions	▶		-219,635	50,477	0	0	

Part IX Statement of Functional Expenses

Section 501(c)(3) and 501(c)(4) organizations must complete all columns.

All other organizations must complete column (A) but are not required to complete columns (B), (C), and (D).

Do not include amounts reported on lines 6b, 7b, 8b, 9b, and 10b of Part VIII.

	(A) Total expenses	(B) Program service expenses	(C) Management and general expenses	(D) Fundraising expenses
1 Grants and other assistance to governments and organizations in the U S See Part IV, line 21	50,000	50,000		
2 Grants and other assistance to individuals in the U S See Part IV, line 22	0			
3 Grants and other assistance to governments, organizations, and individuals outside the U S. See Part IV, lines 15 and 16	0			
4 Benefits paid to or for members	0			
5 Compensation of current officers, directors, trustees, and key employees	0			
6 Compensation not included above, to disqualified persons (as defined under section 4958(f)(1)) and persons described in section 4958(c)(3)(B)	0			
7 Other salaries and wages	0			
8 Pension plan contributions (include section 401(k) and section 403(b) employer contributions)	0			
9 Other employee benefits	0			
10 Payroll taxes	0			
11 Fees for services (non-employees)				
a Management	0			
b Legal	0			
c Accounting	0			
d Lobbying	0			
e Professional fundraising services See Part IV, line 17	0			
f Investment management fees	488		488	
g Other	0			
12 Advertising and promotion	0			
13 Office expenses	0			
14 Information technology	0			
15 Royalties	0			
16 Occupancy	0			
17 Travel	0			
18 Payments of travel or entertainment expenses for any federal, state, or local public officials	0			
19 Conferences, conventions, and meetings	0			
20 Interest	0			
21 Payments to affiliates	0			
22 Depreciation, depletion, and amortization	0	0	0	0
23 Insurance	0			
24 Other expenses Itemize expenses not covered above (Expenses grouped together and labeled miscellaneous may not exceed 5% of total expenses shown on line 25 below)				
a investment advisory fees	0			
b	0			
c	0			
d	0			
e	0			
f All other expenses	0			
25 Total functional expenses. Add lines 1 through 24f	50,488	50,000	488	0
26 Joint costs. Check here <input type="checkbox"/> if following SOP 98-2 Complete this line only if the organization reported in column (B) joint costs from a combined educational campaign and fundraising solicitation				

Part X Balance Sheet

		(A) Beginning of year		(B) End of year
Assets	1. Cash—non-interest-bearing	17,460	1	56,966
	2. Savings and temporary cash investments		2	
	3. Pledges and grants receivable, net	0	3	0
	4. Accounts receivable, net	0	4	0
	5. Receivables from current and former officers, directors, trustees, key employees, and highest compensated employees. Complete Part II of Schedule L	0	5	
	6. Receivables from other disqualified persons (as defined under section 4958(f)(1)) and persons described in section 4958(c)(3)(B) Complete Part II of Schedule L	0	6	
	7. Notes and loans receivable, net	0	7	0
	8. Inventories for sale or use		8	
	9. Prepaid expenses and deferred charges		9	
	10a. Land, buildings, and equipment cost or other basis Complete Part VI of Schedule D	10a 0		
	b. Less accumulated depreciation	10b 0	0	10c 0
	11. Investments—publicly traded securities	1,211,028	11	901,401
	12. Investments—other securities. See Part IV, line 11	0	12	0
	13. Investments—program-related See Part IV, line 11	0	13	0
	14. Intangible assets	0	14	0
	15. Other assets. See Part IV, line 11	0	15	0
16. Total assets. Add lines 1 through 15 (must equal line 34)	1,228,488	16	958,367	
Liabilities	17. Accounts payable and accrued expenses		17	
	18. Grants payable		18	
	19. Deferred revenue		19	
	20. Tax-exempt bond liabilities	0	20	
	21. Escrow or custodial account liability Complete Part IV of Schedule D		21	
	22. Payables to current and former officers, directors, trustees, key employees, highest compensated employees, and disqualified persons. Complete Part II of Schedule L	0	22	
	23. Secured mortgages and notes payable to unrelated third parties	0	23	0
	24. Unsecured notes and loans payable to unrelated third parties	0	24	0
25. Other liabilities Complete Part X of Schedule D	0	25	0	
26. Total liabilities. Add lines 17 through 25	0	26	0	
Net Assets or Fund Balances	Organizations that follow SFAS 117, check here <input type="checkbox"/> and complete lines 27 through 29, and lines 33 and 34.			
	27. Unrestricted net assets	1,228,488	27	958,367
	28. Temporarily restricted net assets		28	
	29. Permanently restricted net assets		29	
	Organizations that do not follow SFAS 117, check here <input type="checkbox"/> and complete lines 30 through 34.			
	30. Capital stock or trust principal, or current funds		30	
	31. Paid-in or capital surplus, or land, building, or equipment fund		31	
	32. Retained earnings, endowment, accumulated income, or other funds		32	
33. Total net assets or fund balances	1,228,488	33	958,367	
34. Total liabilities and net assets/fund balances	1,228,488	34	958,367	

Part XI Financial Statements and Reporting

1 Accounting method used to prepare the Form 990: Cash Accrual Other _____
 If the organization changed its method of accounting from a prior year or checked "Other," explain in Schedule O

2a Were the organization's financial statements compiled or reviewed by an independent accountant?

b Were the organization's financial statements audited by an independent accountant?

c If "Yes" to line 2a or 2b, does the organization have a committee that assumes responsibility for oversight of the audit, review, or compilation of its financial statements and selection of an independent accountant?
 If the organization changed either its oversight process or selection process during the tax year, explain in Schedule O.

d If "Yes" to line 2a or 2b, check a box below to indicate whether the financial statements for the year were issued on a consolidated basis, separate basis, or both

Separate basis Consolidated basis Both consolidated and separate basis

3a As a result of a federal award, was the organization required to undergo an audit or audits as set forth in the Single Audit Act and OMB Circular A-133?

b If "Yes," did the organization undergo the required audit or audits? If the organization did not undergo the required audit or audits, explain why in Schedule O and describe any steps taken to undergo such audits

	Yes	No
2a		X
2b		X
2c		
3a		X
3b		

SCHEDULE A
(Form 990 or 990-EZ)

Public Charity Status and Public Support

OMB No 1545-0047

2009

Open to Public Inspection

Department of the Treasury
Internal Revenue Service

Complete if the organization is a section 501(c)(3) organization or a section 4947(a)(1) nonexempt charitable trust.

▶ Attach to Form 990 or Form 990-EZ. ▶ See separate instructions.

Name of the organization **Harris E "Zip" Long Charitable Foundation, Inc** Employer identification number **59-3244546**

Part I Reason for Public Charity Status (All organizations must complete this part) See instructions

The organization is not a private foundation because it is (For lines 1 through 11, check only one box)

- 1 A church, convention of churches, or association of churches described in section 170(b)(1)(A)(i).
- 2 A school described in section 170(b)(1)(A)(ii). (Attach Schedule E.)
- 3 A hospital or a cooperative hospital service organization described in section 170(b)(1)(A)(iii).
- 4 A medical research organization operated in conjunction with a hospital described in section 170(b)(1)(A)(iii). Enter the hospital's name, city, and state. _____
- 5 An organization operated for the benefit of a college or university owned or operated by a governmental unit described in section 170(b)(1)(A)(iv). (Complete Part II)
- 6 A federal, state, or local government or governmental unit described in section 170(b)(1)(A)(v).
- 7 An organization that normally receives a substantial part of its support from a governmental unit or from the general public described in section 170(b)(1)(A)(vi). (Complete Part II.)
- 8 A community trust described in section 170(b)(1)(A)(vi). (Complete Part II)
- 9 An organization that normally receives (1) more than 33 1/3 % of its support from contributions, membership fees, and gross receipts from activities related to its exempt functions—subject to certain exceptions, and (2) no more than 33 1/3 % of its support from gross investment income and unrelated business taxable income (less section 511 tax) from businesses acquired by the organization after June 30, 1975. See section 509(a)(2). (Complete Part III)
- 10 An organization organized and operated exclusively to test for public safety See section 509(a)(4).
- 11 An organization organized and operated exclusively for the benefit of, to perform the functions of, or to carry out the purposes of one or more publicly supported organizations described in section 509(a)(1) or section 509(a)(2) See section 509(a)(3). Check the box that describes the type of supporting organization and complete lines 11e through 11h
 - a Type I b Type II c Type III—Functionally integrated d Type III—Other
- e By checking this box, I certify that the organization is not controlled directly or indirectly by one or more disqualified persons other than foundation managers and other than one or more publicly supported organizations described in section 509(a)(1) or section 509(a)(2).
- f If the organization received a written determination from the IRS that it is a Type I, Type II, or Type III supporting organization, check this box
- g Since August 17, 2006, has the organization accepted any gift or contribution from any of the following persons?
 - (i) A person who directly or indirectly controls, either alone or together with persons described in (ii) and (iii) below, the governing body of the supported organization?

	Yes	No
11g(i)		X
11g(ii)		X
11g(iii)		X
 - (ii) A family member of a person described in (i) above?
 - (iii) A 35% controlled entity of a person described in (i) or (ii) above?
- h Provide the following information about the supported organization(s).

(i) Name of supported organization	(ii) EIN	(iii) Type of organization (described on lines 1–9 above or IRC section (see instructions))	(iv) Is the organization in col (i) listed in your governing document?		(v) Did you notify the organization in col (i) of your support?		(vi) Is the organization in col (i) organized in the U S ?		(vii) Amount of support
			Yes	No	Yes	No	Yes	No	
First Christian Church of		1	X		X		X		25,000
The Long Center Foun		9	X		X		X		25,000
									0
									0
									0
Total									50,000

Part II Support Schedule for Organizations Described in Sections 170(b)(1)(A)(iv) and 170(b)(1)(A)(vi)

(Complete only if you checked the box on line 5, 7, or 8 of Part I.)

Section A. Public Support

Calendar year (or fiscal year beginning in) ▶	(a) 2005	(b) 2006	(c) 2007	(d) 2008	(e) 2009	(f) Total
1 Gifts, grants, contributions, and membership fees received (Do not include any "unusual grants.")	0	0				0
2 Tax revenues levied for the organization's benefit and either paid to or expended on its behalf	0	0				0
3 The value of services or facilities furnished by a governmental unit to the organization without charge	0	0				0
4 Total. Add lines 1 through 3	0	0	0	0	0	0
5 The portion of total contributions by each person (other than a governmental unit or publicly supported organization) included on line 1 that exceeds 2% of the amount shown on line 11, column (f)						0
6 Public support. Subtract line 5 from line 4						0

Section B. Total Support

Calendar year (or fiscal year beginning in) ▶	(a) 2005	(b) 2006	(c) 2007	(d) 2008	(e) 2009	(f) Total
7 Amounts from line 4	0	0	0	0	0	0
8 Gross income from interest, dividends, payments received on securities loans, rents, royalties and income from similar sources	0	0				0
9 Net income from unrelated business activities, whether or not the business is regularly carried on						0
10 Other income Do not include gain or loss from the sale of capital assets (Explain in Part IV)	0	0				0
11 Total support. Add lines 7 through 10						0
12 Gross receipts from related activities, etc (see instructions)					12	

13 **First five years.** If the Form 990 is for the organization's first, second, third, fourth, or fifth tax year as a section 501(c)(3) organization, check this box and **stop here** ▶

Section C. Computation of Public Support Percentage

14 Public support percentage for 2009 (line 6, column (f) divided by line 11, column (f))	14	0 00%
15 Public support percentage from 2008 Schedule A, Part II, line 14	15	0 00%
16a 33 1/3% support test—2009. If the organization did not check the box on line 13, and line 14 is 33 1/3% or more, check this box and stop here. The organization qualifies as a publicly supported organization ▶ <input type="checkbox"/>		
b 33 1/3% support test—2008. If the organization did not check a box on line 13 or 16a, and line 15 is 33 1/3% or more, check this box and stop here. The organization qualifies as a publicly supported organization ▶ <input type="checkbox"/>		
17a 10%-facts-and-circumstances test—2009. If the organization did not check a box on line 13, 16a, or 16b, and line 14 is 10% or more, and if the organization meets the "facts-and-circumstances" test, check this box and stop here. Explain in Part IV how the organization meets the "facts-and-circumstances" test. The organization qualifies as a publicly supported organization ▶ <input type="checkbox"/>		
b 10%-facts-and-circumstances test—2008. If the organization did not check a box on line 13, 16a, 16b, or 17a, and line 15 is 10% or more, and if the organization meets the "facts-and-circumstances" test, check this box and stop here. Explain in Part IV how the organization meets the "facts-and-circumstances" test. The organization qualifies as a publicly supported organization ▶ <input type="checkbox"/>		
18 Private foundation. If the organization did not check a box on line 13, 16a, 16b, 17a, or 17b, check this box and see instructions ▶ <input type="checkbox"/>		

Part III Support Schedule for Organizations Described in Section 509(a)(2)

(Complete only if you checked the box on line 9 of Part I.)

Section A. Public Support

Calendar year (or fiscal year beginning in) ▶	(a) 2005	(b) 2006	(c) 2007	(d) 2008	(e) 2009	(f) Total
1 Gifts, grants, contributions, and membership fees received (Do not include any "unusual grants")	0	0				0
2 Gross receipts from admissions, merchandise sold or services performed, or facilities furnished in any activity that is related to the organization's tax-exempt purpose	0	0				0
3 Gross receipts from activities that are not an unrelated trade or business under section 513						0
4 Tax revenues levied for the organization's benefit and either paid to or expended on its behalf	0	0				0
5 The value of services or facilities furnished by a governmental unit to the organization without charge	0	0				0
6 Total. Add lines 1 through 5	0	0	0	0	0	0
7a Amounts included on lines 1, 2, and 3 received from disqualified persons						0
b Amounts included on lines 2 and 3 received from other than disqualified persons that exceed the greater of \$5,000 or 1% of the amount on line 13 for the year						0
c Add lines 7a and 7b	0	0	0	0	0	0
8 Public support. (Subtract line 7c from line 6.)						0

Section B. Total Support

Calendar year (or fiscal year beginning in) ▶	(a) 2005	(b) 2006	(c) 2007	(d) 2008	(e) 2009	(f) Total
9 Amounts from line 6	0	0	0	0	0	0
10a Gross income from interest, dividends, payments received on securities loans, rents, royalties and income from similar sources						0
b Unrelated business taxable income (less section 511 taxes) from businesses acquired after June 30, 1975						0
c Add lines 10a and 10b	0	0	0	0	0	0
11 Net income from unrelated business activities not included in line 10b, whether or not the business is regularly carried on						0
12 Other income. Do not include gain or loss from the sale of capital assets (Explain in Part IV).	0	0				0
13 Total support. (Add lines 9, 10c, 11, and 12.)	0	0	0	0	0	0
14 First five years. If the Form 990 is for the organization's first, second, third, fourth, or fifth tax year as a section 501(c)(3) organization, check this box and stop here. ▶ <input type="checkbox"/>						

Section C. Computation of Public Support Percentage

15 Public support percentage for 2009 (line 8, column (f) divided by line 13, column (f))	15	0.00%
16 Public support percentage from 2008 Schedule A, Part III, line 15	16	0.00%

Section D. Computation of Investment Income Percentage

17 Investment income percentage for 2009 (line 10c, column (f) divided by line 13, column (f))	17	0.00%
18 Investment income percentage from 2008 Schedule A, Part III, line 17	18	0.00%

19a 33 1/3% support tests—2009. If the organization did not check the box on line 14, and line 15 is more than 33 1/3% and line 17 is not more than 33 1/3%, check this box and stop here. The organization qualifies as a publicly supported organization ▶

b 33 1/3% support tests—2008. If the organization did not check a box on line 14 or line 19a, and line 16 is more than 33 1/3% and line 18 is not more than 33 1/3%, check this box and stop here. The organization qualifies as a publicly supported organization ▶

20 Private foundation. If the organization did not check a box on line 14, 19a, or 19b, check this box and see instructions. ▶

Part IV **Supplemental Information.** Complete this part to provide the explanations required by Part II, line 10, Part II, line 17a or 17b, and Part III, line 12. Provide any other additional information. See instructions.

Area with horizontal dashed lines for supplemental information.

Part VIII, Line 7 (1990) - Gain/Loss from Sale of Assets Other than Inventory

Index	Description	CUSIP #	Check if gain/loss is from sale of public securities	Check if gain/loss is from sale of non public securities	Check if purchaser is a business	Purchaser	Date acquired	Acquisition method	Date sold	Gross sales price	Cost or other basis (Enter one field only)		Expense of sale and cost of improvements	Depreciation	Description of Basis Method
											Cost	Donated value			
1	UBS C/F		X				schedule		schedule	604,651	592,866				
2	UBS C/F		X				schedule		schedule	259,038	271,957				
3	UBS Delaware		X				schedule		schedule	28,708	47,520				
4	UBS Delaware		X				schedule		schedule	254,832	361,285				
5	UBS Ashfield		X				schedule		schedule	72,611	107,863				
6	UBS Ashfield		X				schedule		schedule	202,367	308,925				
7	adjustment to books										2,003				
8															
9															
10															
11															
12															
13															
14															
15															
16															
17															
18															
19															
20															
Totals										Gross sales		Cost, other basis and expenses			
Public Securities										1,422,207		1,690,316			
Non-Public Securities										0		0			
Other sales										0		2,003			



UBS Financial Services Inc.
18167 US 19 NORTH
SUITE 200
CLEARWATER FL 33764-6568
CPP1001100269 1209 X15 CW 0

2009 Year End Summary

Account name: HARRIS E ZIP LONG
Friendly account name: C/F
Account number: CW 15851 07

HARRIS E ZIP LONG
CHARITABLE FOUNDATION INC
1501 N BELCHER RD STE 225
CLEARWATER FL 33765-1339

Your Financial Advisor:
GRASKA, DOUGLAS A
Phone: 727-507-2540/800-727-0907

Summary of gains and losses

	Amount (\$)
Short term	11,785 08
Long term	-12,818 95
Total	\$-1,033.87

Realized gains and losses

Estimated 2009 gains and losses for transactions with trade dates through 12/31/09 have been incorporated into this statement. To calculate gains and losses, we liquidate the oldest security lot first. This is known as the first-in, first-out or FIFO accounting method. We use this method unless you specified which tax lot to close when you placed your order. This is known as a versus purchases or VSP order. See important information about your statement on the last page of this statement for more information.

We may not adjust gains and losses for all capital changes. Cost basis for coupon tax-exempt municipal securities, include securities subject to AMT, has been adjusted for mandatory amortization of bond premium. Estimates in the Unclassified section can not be classified as short term or long term because information is missing, or the product is one in which the gain/loss calculation is not provided.

Short-term capital gains and losses

Security description	Method	Quantity or face value (\$)	Purchase date	Sale date	Sale amount (\$)	Purchase amount (\$)	Loss (\$)	Gain (\$)	Net gain or loss (\$)
WACHOVIA BK F58 TX US RT 03.4500% MAT 05/15/09 FIXED RATE CD	FIFO	97,000 000	Aug 05, 08	May 15, 09	97,000 00	97,000.00			

continued next page





Friendly account name: C/F
Account number: CW 15851 07

Realized gains and losses (continued)

Short-term capital gains and losses (continued)

Security description	Method	Quantity or face value (\$)	Purchase date	Sale date	Sale amount (\$)	Purchase amount (\$)	Loss (\$)	Gain (\$)	Net gain or loss (\$)
ALCOA INC GLOBAL CALL@									
07.375% 080110 DTD072000									
FC020101 MW +208P NTS	FIFO	50,000 000	Jan 29, 09	Oct 30, 09	51,769 75	49,792 75		1,977 00	
ANADARKO FIN GLOBAL									
06.750% 050111 DTD042601									
FC110101 MW + 258P B/E	FIFO	50,000 000	Jan 22, 09	Dec 28, 09	52,654 75	51,952 25		702 50	
HARTFORD FINCL SERVICES									
07 900% 061510 DTD061600									
FC121500 MW+108P NTS B/E	FIFO	50,000 000	Feb 18, 09	Oct 30, 09	51,432 25	50,574 25		858 00	
HSBC FINANCE CORP									
06 750% 051511 DTD050901									
FC111501 GLOBAL NTS B/E	FIFO	40,000 000	Jun 24, 09	Dec 22, 09	42,194 75	41,573 25		621 50	
MBNA CORP NTS									
05 000% 050410 DTD050405									
FC110405	FIFO	50,000 000	Jan 22, 09	Dec 15, 09	50,432 25	50,303 75		128 50	
NATL RURAL UTIL COOP FIN									
05.350% 011511 DTD011509									
FC071509 NTS B/E	FIFO	25,000 000	Jan 07, 09	Nov 18, 09	25,869 75	25,000 00		869 75	
NATL RURAL UTIL COOP FIN									
03 900% 081510 DTD020509									
FC081509 MED TERM NTS	FIFO	25,000 000	Jan 30, 09	Sep 11, 09	25,276 00	25,000 00		276 00	
NEWELL RUBBERMAID INC									
04.000% 050110 DTD050603									
FC110103 MW+158P NTS	FIFO	7,000 000	Feb 09, 09	Dec 15, 09	7,012 25	6,952 47		59 78	
	FIFO	18,000 000	Feb 09, 09	May 01, 09	17,640 00	17,877 78	-237.78		
SIMON PROP GROUP NTS B/E									
04 875% 081510 DTD081104									
FC021505 MW +258P	FIFO	55,000 000	Feb 05, 09	Dec 22, 09	56,017 75	53,877 75		2,140 00	
SUNTRUST BKS INC SUB NTS									
07 750% 050110 DTD042800									
FC110100	FIFO	49,000 000	Jan 30, 09	Dec 04, 09	49,729 75	50,230 25	-500 50		
XEROX CORP MW +158P NTS									
05 500% 051512 DTD051707									
FC111507	FIFO	50,000 000	Jan 22, 09	Dec 04, 09	52,619 75	47,731 25		4,888 50	

continued next page



Resource Management Account

Account name: HARRIS E ZIP LONG
Friendly account name: C/F
Account number: CW 15851 07

Your Financial Advisor:
GRASKA, DOUGLAS A
727-507-2540/800-727-0907

Realized gains and losses (continued)

Short-term capital gains and losses (continued)

Security description	Method	Quantity or face value (\$)	Purchase date	Sale date	Sale amount (\$)	Purchase amount (\$)	Loss (\$)	Gain (\$)	Net gain or loss (\$)
EATON VANCE SENIOR FLTG									
RATE TRUST SER C 28-DAY									
AUCT PFD 0.150%	FIFO	1 000	Jan 28, 08	Jan 05, 09	25,001.83	25,000.00		1.83	
Total					\$604,650.83	\$592,865.75	-\$738.28	\$12,523.36	\$11,785.08

Long-term capital gains and losses

Security description	Method	Quantity or face value (\$)	Purchase date	Sale date	Sale amount (\$)	Purchase amount (\$)	Loss (\$)	Gain (\$)	Net gain or loss (\$)
COUNTRYWIDE BANK VA US									
RT 03 8500% MAT 01/28/09	FIFO	97,000 000	Jan 23, 08	Jan 28, 09	97,000.00	97,000.00			
FIXED RATE CD									
WASHINGTON MUT BK NV US									
RT 03 9000% MAT 01/30/09	FIFO	97,000 000	Jan 23, 08	Jan 30, 09	97,000.00	97,000.00			
FIXED RATE CD									
AMER EXPRESS CREDIT CORP									
05.700% 091511 DTD091808	FIFO	62,000,000	Sep 10, 08	Dec 29, 09	64,319.75	62,000.00		2,319.75	
FC031509 NTS									
LLOYDS BANKING GROUP PLC									
SPON ADR									
	FIFO	10,000	Nov 09, 05	Jan 28, 09	54.00	1,106.56	-1,052.56		
	FIFO	11,000	Nov 28, 05	Jan 28, 09	59.40	1,150.37	-1,090.97		
	FIFO	16,000	Dec 22, 05	Jan 28, 09	86.41	1,805.42	-1,719.01		
	FIFO	9,000	Jan 24, 06	Jan 28, 09	48.60	1,035.29	-986.69		
	FIFO	4,000	Jan 26, 06	Jan 28, 09	21.60	532.71	-511.11		
	FIFO	6,000	Feb 10, 06	Jan 28, 09	32.40	747.60	-715.20		
	FIFO	15,000	Jun 20, 06	Jan 28, 09	81.01	1,743.32	-1,662.31		
	FIFO	11,000	Sep 21, 06	Jan 28, 09	59.40	1,520.01	-1,460.61		
	FIFO	29,000	Nov 07, 06	Jan 28, 09	156.61	3,950.10	-3,793.49		
	FIFO	2,000	Nov 15, 06	Jan 28, 09	10.80	306.01	-295.21		
	FIFO	20,000	Jul 06, 07	Jan 28, 09	108.01	1,959.55	-1,851.54		
Total					\$259,037.99	\$271,856.94	-\$15,138.70	\$2,319.75	-\$12,818.95

Net capital gains/losses: **\$259,037.99** **\$271,856.94** **-\$15,138.70** **\$2,319.75** **-\$12,818.95**
-\$1,033.87

Unsettled
at Y.P.D.





UBS Financial Services Inc
18167 US 19 NORTH
SUITE 200
CLEARWATER FL 33764-6568
CPP1001100273 1209 X15 CW 0

2009 Year End Summary

Account name: HARRIS E ZIP LONG
CHARITABLE FOUNDATION INC
Friendly account name: Delaware
Account number: CW 22402 07

Your Financial Advisor:
GRASKA, DOUGLAS A
Phone: 727-507-2540/800-727-0907

HARRIS E ZIP LONG
CHARITABLE FOUNDATION INC
ACCESS - DELAWARE CAPITAL
ATTN: KYLE KILJAN
1501 N BELCHER RD STE 225
CLEARWATER FL 33765-1339

Summary of gains and losses

	Amount (\$)
Short term	-18,812 37
Long term	-106,453 35
Total	\$-125,265.72

Realized gains and losses

Estimated 2009 gains and losses for transactions with trade dates through 12/31/09 have been incorporated into this statement. To calculate gains and losses, we liquidate the oldest security lot first. This is known as the first-in, first-out or FIFO accounting method. We use this method unless you specified which tax lot to close when you placed your order. This is known as a versus purchases or VSP order. See important information about your statement on the last page of this statement for more information.

We may not adjust gains and losses for all capital changes. Cost basis for coupon tax-exempt municipal securities, include securities subject to AMT, has been adjusted for mandatory amortization of bond premium. Estimates in the Unclassified section can not be classified as short term or long term because information is missing, or the product is one in which the gain/loss calculation is not provided.

Short-term capital gains and losses

Security description	Method	Quantity or face value (\$)	Purchase date	Sale date	Sale amount (\$)	Purchase amount (\$)	Loss (\$)	Gain (\$)	Net gain or loss (\$)
IBERDROLA SA SPON ADR	FIFO	50,000	Sep 15, 08	Jan 21, 09	1,565.49	2,059.92	-494.43		
	FIFO	30,000	Sep 25, 08	Jan 21, 09	939.29	1,298.09	-358.80		
	FIFO	20,000	Sep 26, 08	Jan 21, 09	626.20	875.07	-248.87		

continued next page





Friendly account name: Delaware
Account number: CW 22402 07

Realized gains and losses (continued)

Short-term capital gains and losses (continued)

Security description	Method	Quantity or face value (\$)	Purchase date	Sale date	Sale amount (\$)	Purchase amount (\$)	Loss (\$)	Gain (\$)	Net gain or loss (\$)
ING GROEP N V NL SPON ADR	FIFO	15 000	Oct 17, 08	Jan 21, 09	469 65	451 59		18 06	
	FIFO	50 000	Oct 22, 08	Jan 21, 09	1,565.49	1,426.93		138 56	
ROYAL BANK SCOTLAND SPON ADR	FIFO	85 000	Feb 29, 08	Jan 21, 09	586.50	2,877 70	-2,291 20		
	FIFO	28 000	Jun 11, 08	Jan 21, 09	96 88	2,474.38	-2,377 50		
	FIFO	24 000	Jun 19, 08	Jan 21, 09	83 04	2,198 55	-2,115 51		
	FIFO	16 000	Sep 15, 08	Jan 21, 09	55.36	1,266 79	-1,211.43		
	FIFO	14 000	Sep 16, 08	Jan 21, 09	48.44	823 30	-774 86		
SIEMENS A G SPON ADR	FIFO	20 000	Sep 16, 08	Jan 21, 09	1,150 39	1,873 67	-723 28		
	FIFO	8 000	Sep 22, 08	Jan 21, 09	460 16	802 28	-342 12		
	FIFO	15 000	Sep 23, 08	Jan 21, 09	862.79	1,498.03	-635 24		
	FIFO	25 000	Sep 29, 08	Jan 21, 09	1,437 99	2,328 45	-890 46		
SINGAPORE TELECOM LTD NEW 2006 SPON ADR	FIFO	90 000	Jun 10, 08	Jan 21, 09	1,520 99	2,395 87	-874 88		
	FIFO	15 000	Jul 22, 08	Jan 21, 09	253 50	389 93	-136 43		
	FIFO	75 000	Jul 29, 08	Jan 21, 09	1,267.49	1,935 12	-667 63		
	FIFO	95 000	Aug 18, 08	Jan 21, 09	1,605 49	2,337 54	-732 05		
	FIFO	40 000	Nov 13, 08	Jan 21, 09	676.00	630.58		45 42	
	FIFO	30 000	Nov 14, 08	Jan 21, 09	507 00	482.66		24 34	
	FIFO	20 000	Nov 17, 08	Jan 21, 09	338 00	319 06		18 94	
	FIFO	15 000	Nov 18, 08	Jan 21, 09	253 50	239 78		13 72	
SOCIETE GENERALE FRANCE SPONS ADR ADR	FIFO	40 000	May 06, 08	Jan 21, 09	281.20	945 92	-664 72		
	FIFO	80 000	May 07, 08	Jan 21, 09	562 40	1,876 17	-1,313.77		
TAIWAN SEMICONDUCTOR MFG CO LTD ADR	FIFO	65 000	May 05, 08	Jan 21, 09	468.00	724 75	-256 75		
	FIFO	75 000	May 06, 08	Jan 21, 09	540 00	836 12	-296 12		
	FIFO	94 000	May 07, 08	Jan 21, 09	676 80	1,012.01	-335 21		
TAKEDA PHARMACEUTICAL CO	FIFO	75 000	Jun 05, 08	Jan 21, 09	1,737.74	2,138.81	-401 07		
	FIFO	15 000	Jun 06, 08	Jan 21, 09	347 55	423 42	-75.87		
	FIFO	70 000	Jun 12, 08	Jan 21, 09	1,621 89	1,871 85	-249 96		

continued next page



Business Services Account

Account name: HARRIS E ZIP LONG
Friendly account name: Delaware
Account number: CW 22402 07

Your Financial Advisor:
GRASKA, DOUGLAS A
727-507-2540/800-727-0907

Realized gains and losses (continued)

Short-term capital gains and losses (continued)

Security description	Method	Quantity or face value (\$)	Purchase date	Sale date	Sale amount (\$)	Purchase amount (\$)	Loss (\$)	Gain (\$)	Net gain or loss (\$)
UNT D OVERSEAS BK LTD	FIFO	15,000	Jun 13, 08	Jan 21, 09	347.55	395.91	-48.36		
SPONS ADR SINGAPORE ADR	FIFO	35,000	Jul 01, 08	Jan 21, 09	810.94	900.75	-89.81		
	FIFO	25,000	Jul 02, 08	Jan 21, 09	579.25	649.07	-69.82		
	FIFO	30,000	Jul 03, 08	Jan 21, 09	695.10	769.80	-74.70		
	FIFO	90,000	Sep 16, 08	Jan 21, 09	2,085.29	2,257.17	-171.88		
	FIFO	65,000	Sep 30, 08	Jan 21, 09	1,506.04	1,652.70	-146.66		
Total		5,000	Nov 13, 08	Jan 21, 09	78.25	80.27	-2.02	\$259.04	-\$18,812.37

Long-term capital gains and losses

Security description	Method	Quantity or face value (\$)	Purchase date	Sale date	Sale amount (\$)	Purchase amount (\$)	Loss (\$)	Gain (\$)	Net gain or loss (\$)
AMCOR LTD NEW AU ADR	FIFO	72,000	Feb 25, 04	Jan 21, 09	1,029.59	1,722.46	-692.87		
	FIFO	50,000	Jul 29, 05	Jan 21, 09	714.99	1,072.90	-357.91		
	FIFO	26,000	Jan 03, 06	Jan 21, 09	371.80	566.92	-195.12		
	FIFO	24,000	Feb 10, 06	Jan 21, 09	343.20	491.96	-148.76		
	FIFO	24,000	Nov 07, 06	Jan 21, 09	343.20	540.00	-196.80		
BANCO SANTANDER S A SPON ADR	FIFO	12,000	Feb 25, 04	Jan 21, 09	84.48	139.28	-54.80		
	FIFO	295,000	Jul 29, 05	Jan 21, 09	2,076.79	3,643.19	-1,566.40		
	FIFO	147,000	Jan 03, 06	Jan 21, 09	1,034.87	1,980.27	-945.40		
	FIFO	134,000	Feb 10, 06	Jan 21, 09	943.35	1,882.86	-939.51		
	FIFO	1,000	Jul 13, 06	Jan 21, 09	7.04	14.25	-7.21		
	FIFO	137,000	Nov 07, 06	Jan 21, 09	964.47	2,405.72	-1,441.25		
BAYER A G SPON ADR	FIFO	18,000	Jan 03, 06	Jan 21, 09	1,001.87	781.10		220.77	
	FIFO	32,000	Feb 10, 06	Jan 21, 09	1,781.11	1,321.40		459.71	
	FIFO	31,000	Nov 07, 06	Jan 21, 09	1,725.45	1,592.47		132.98	
BG GROUP PLC SPON ADR	FIFO	1,000	Jul 29, 05	Jan 21, 09	60.22	41.82		18.40	
	FIFO	36,000	Jan 03, 06	Jan 21, 09	2,167.91	1,866.76		301.15	
	FIFO	32,000	Feb 10, 06	Jan 21, 09	1,927.03	1,887.18		39.85	
	FIFO	35,000	Nov 07, 06	Jan 21, 09	2,107.69	2,328.90	-221.21		



continued next page



Friendly account name: Deleware
Account number: CW 22402 07

Realized gains and losses (continued)
Long-term capital gains and losses (continued)

Security description	Method	Quantity or face value (\$)	Purchase date	Sale date	Sale amount (\$)	Purchase amount (\$)	Loss (\$)	Gain (\$)	Net gain or loss (\$)
BNP PARIBAS SA ADR									
	FIFO	17 000	Jun 24, 05	Jan 21, 09	268.10	578.74	-310.64		
	FIFO	17 000	Jul 06, 05	Jan 21, 09	268.10	580.80	-312.70		
	FIFO	25 000	Sep 08, 05	Jan 21, 09	394.26	943.04	-548.78		
	FIFO	1 000	Dec 13, 05	Jan 21, 09	15.77	40.55	-24.78		
	FIFO	46 000	Jan 30, 06	Jan 21, 09	725.44	2,025.01	-1,299.57		
	FIFO	18 000	Jun 14, 06	Jan 21, 09	283.87	765.53	-481.66		
	FIFO	18 000	Nov 07, 06	Jan 21, 09	283.87	995.40	-711.53		
BP PLC SPON ADR									
	FIFO	39 000	Feb 25, 04	Jan 21, 09	1,563.89	1,898.91	-335.02		
	FIFO	7 000	Jan 28, 05	Jan 21, 09	280.70	416.45	-135.75		
	FIFO	10 000	Feb 03, 05	Jan 21, 09	401.00	604.46	-203.46		
	FIFO	40 000	Jul 29, 05	Jan 21, 09	1,603.99	2,651.20	-1,047.21		
	FIFO	28 000	Jan 03, 06	Jan 21, 09	1,122.79	1,848.68	-725.89		
	FIFO	20 000	Feb 10, 06	Jan 21, 09	801.99	1,352.80	-550.81		
	FIFO	20 000	Nov 07, 06	Jan 21, 09	801.99	1,375.20	-573.21		
	FIFO	40 000	Mar 08, 07	Jan 21, 09	1,603.99	2,437.01	-833.02		
	FIFO	35 000	Dec 13, 07	Jan 21, 09	1,403.49	2,610.15	-1,206.66		
CANON INC ADR JAPAN SPON ADR									
	FIFO	102 000	Feb 25, 04	Jan 21, 09	3,090.58	3,273.12	-182.54		
	FIFO	97 000	Jul 29, 05	Jan 21, 09	2,939.08	3,194.08	-255.00		
	FIFO	16 000	Aug 02, 05	Jan 21, 09	484.80	551.89	-67.09		
	FIFO	46 000	Jan 03, 06	Jan 21, 09	1,393.79	1,854.79	-461.00		
	FIFO	43 000	Feb 10, 06	Jan 21, 09	1,302.89	1,694.52	-391.63		
	FIFO	42 000	Nov 07, 06	Jan 21, 09	1,272.59	2,264.22	-991.63		
DEUTSCHE TELEKOM AG DE SPON ADR									
	FIFO	120 000	Oct 16, 06	Jan 21, 09	1,607.99	1,932.96	-324.97		
	FIFO	125 000	Oct 23, 06	Jan 21, 09	1,674.99	2,017.15	-342.16		
	FIFO	35 000	Nov 07, 06	Jan 21, 09	469.00	607.25	-138.25		
	FIFO	145 000	Mar 09, 07	Jan 21, 09	1,942.99	2,407.73	-464.74		
	FIFO	140 000	Apr 13, 07	Jan 21, 09	1,875.99	2,452.59	-576.60		
	FIFO	150 000	May 08, 07	Jan 21, 09	2,009.99	2,561.36	-551.37		
	FIFO	25 000	Jul 09, 07	Jan 21, 09	335.00	468.34	-133.34		
	FIFO	125 000	Jul 10, 07	Jan 21, 09	1,674.99	2,340.66	-665.67		

continued next page

L



Business Services Account

Account name: HARRIS E ZIP LONG
Friendly account name: Delaware
Account number: CW 22402 07

Your Financial Advisor:
GRASKA, DOUGLAS A
727-507-2540/800-727-0907

Realized gains and losses (continued)

Long-term capital gains and losses (continued)

Security description	Method	Quantity or face value (\$)	Purchase date	Sale date	Sale amount (\$)	Purchase amount (\$)	Loss (\$)	Gain (\$)	Net gain or loss (\$)
FORTIS NL SPON ADR	FIFO	100.000	Jul 13, 04	Jan 21, 09	148.00	1,905.80	-1,757.80		
	FIFO	10.000	Jul 14, 04	Jan 21, 09	14.80	190.23	-175.43		
	FIFO	25.000	Apr 08, 05	Jan 21, 09	37.00	610.80	-573.80		
	FIFO	105.000	Jul 29, 05	Jan 21, 09	155.40	2,624.71	-2,469.31		
	FIFO	50.000	Jan 03, 06	Jan 21, 09	74.00	1,388.50	-1,314.50		
	FIFO	46.000	Feb 10, 06	Jan 21, 09	68.08	1,369.64	-1,301.56		
	FIFO	47.000	Nov 07, 06	Jan 21, 09	69.56	1,694.14	-1,624.58		
FOSTERS GROUP LTD NEW									
SPONS ADR SPON ADR	FIFO	450.000	Feb 25, 04	Jan 21, 09	1,507.49	1,534.50	-27.01		
	FIFO	370.000	Jul 29, 05	Jan 21, 09	1,239.49	1,553.26	-313.77		
	FIFO	141.000	Jan 03, 06	Jan 21, 09	472.35	578.10	-105.75		
	FIFO	156.000	Feb 10, 06	Jan 21, 09	522.60	655.20	-132.60		
	FIFO	153.000	Nov 07, 06	Jan 21, 09	512.55	772.65	-260.10		
GLAXO SMITHKLINE PLC ADR									
	FIFO	75.000	Feb 25, 04	Jan 21, 09	2,590.49	3,230.25	-639.76		
	FIFO	22.000	Jun 09, 04	Jan 21, 09	759.88	952.82	-192.94		
	FIFO	75.000	Jul 29, 05	Jan 21, 09	2,590.49	3,568.50	-978.01		
	FIFO	37.000	Jan 03, 06	Jan 21, 09	1,277.97	1,865.15	-587.18		
	FIFO	34.000	Feb 10, 06	Jan 21, 09	1,174.35	1,760.18	-585.83		
	FIFO	35.000	Oct 11, 06	Jan 21, 09	1,208.89	1,902.05	-693.16		
	FIFO	39.000	Nov 07, 06	Jan 21, 09	1,347.05	2,121.21	-774.16		
	FIFO	40.000	Jan 16, 07	Jan 21, 09	1,381.59	2,186.58	-804.99		
	FIFO	45.000	Dec 14, 07	Jan 21, 09	1,554.29	2,400.37	-846.08		
HONG KONG ELEC HLDGS LTD									
(HONG KONG) SPON ADR	FIFO	120.000	Feb 25, 04	Jan 21, 09	690.00	522.00		168.00	
	FIFO	360.000	Jul 29, 05	Jan 21, 09	2,069.99	1,728.00		341.99	
	FIFO	177.000	Jan 03, 06	Jan 21, 09	1,017.74	867.30		150.44	
	FIFO	163.000	Feb 10, 06	Jan 21, 09	937.24	770.99		166.25	
	FIFO	163.000	Nov 07, 06	Jan 21, 09	937.24	766.10		171.14	
ING GROEP N V NL SPON									
ADR	FIFO	7.000	Earnings	Jan 21, 09	48.30	166.90			-118.60
	FIFO	90.000	Feb 25, 04	Jan 21, 09	621.00	2,237.93			-1,616.93

continued next page





Friendly account name: Delaware
Account number: CW 22402 07

Realized gains and losses (continued)
Long-term capital gains and losses (continued)

Security description	Method	Quantity or face value (\$)	Purchase date	Sale date	Sale amount (\$)	Purchase amount (\$)	Loss (\$)	Gain (\$)	Net gain or loss (\$)
KAO CORP REPSTG 10 SHS COMI SPON ADR	FIFO	55 000	Apr 06, 04	Jan 21, 09	379.50	1,257.01	-877.51		
	FIFO	115,000	Jul 29, 05	Jan 21, 09	793.50	3,487.95	-2,694.45		
	FIFO	58 000	Jan 03, 06	Jan 21, 09	400.20	2,047.98	-1,647.78		
	FIFO	52,000	Feb 10, 06	Jan 21, 09	358.80	1,901.12	-1,542.32		
	FIFO	53 000	Nov 07, 06	Jan 21, 09	365.70	2,401.71	-2,036.01		
LLOYDS BANKING GROUP PLC SPON ADR	FIFO	7 000	Apr 03, 06	Jan 21, 09	1,907.71	1,867.23		40.48	
	FIFO	5,000	May 11, 06	Jan 21, 09	1,362.65	1,425.62	-62.97		
	FIFO	10 000	May 23, 06	Jan 21, 09	2,725.31	2,640.05		85.26	
	FIFO	3,000	May 24, 06	Jan 21, 09	817.59	778.74		38.85	
	FIFO	15 000	Nov 07, 06	Jan 21, 09	4,087.96	3,945.00		142.96	
	FIFO	10 000	Jul 17, 07	Jan 21, 09	2,725.31	2,694.06		31.25	
NATIONAL GRID PLC NEW SPON ADR	FIFO	90,000	Feb 25, 04	Jan 21, 09	223.20	3,200.40	-2,977.20		
	FIFO	10,000	Oct 20, 04	Jan 21, 09	24.80	315.75	-290.95		
	FIFO	20,000	Oct 21, 04	Jan 21, 09	49.60	634.29	-584.69		
	FIFO	1,000	Oct 25, 04	Jan 21, 09	2.48	31.37	-28.89		
	FIFO	90,000	Jul 29, 05	Jan 21, 09	223.20	3,077.46	-2,854.26		
	FIFO	49,000	Jan 03, 06	Jan 21, 09	121.52	1,684.81	-1,563.29		
	FIFO	41 000	Feb 10, 06	Jan 21, 09	101.68	1,579.32	-1,477.64		
	FIFO	42,000	Nov 07, 06	Jan 21, 09	104.16	1,794.24	-1,690.08		
	LIFO	0.856	Jul 06, 07	Jan 22, 09	2.99	80.44	-77.45		
NATI AUSTRALIA BANK LTD SPON ADR	FIFO	39,000	Oct 31, 05	Jan 21, 09	1,728.86	1,797.90	-69.04		
	FIFO	24 000	Jan 03, 06	Jan 21, 09	1,063.91	1,190.15	-126.24		
	FIFO	20,000	Feb 10, 06	Jan 21, 09	886.59	1,025.40	-138.81		
	FIFO	13 000	Nov 07, 06	Jan 21, 09	576.29	834.73	-258.44		
NATI AUSTRALIA BANK LTD SPON ADR	FIFO	150,000	Feb 25, 04	Jan 21, 09	1,732.49	3,591.00	-1,858.51		
	FIFO	50,000	Oct 20, 04	Jan 21, 09	577.50	1,016.05	-438.55		
	FIFO	5 000	Oct 25, 04	Jan 21, 09	57.75	102.68	-44.93		
	FIFO	175 000	Jul 29, 05	Jan 21, 09	2,021.24	4,161.50	-2,140.26		

continued next page



Business Services Account

Account name: HARRIS E ZIP LONG
Friendly account name: Delaware
Account number: CW 22402 07

Your Financial Advisor:
GRASKA, DOUGLAS A
727-507-2540/800-727-0907

Realized gains and losses (continued)

Long-term capital gains and losses (continued)

Security description	Method	Quantity or face value (\$)	Purchase date	Sale date	Sale amount (\$)	Purchase amount (\$)	Loss (\$)	Gain (\$)	Net gain or loss (\$)
NIPPON TELEG & TEL CORP									
SPON ADR	FIFO	60 000	Jan 03, 06	Jan 21, 09	693 00	1,434.34	-741.34		
	FIFO	75 000	Feb 10, 06	Jan 21, 09	866 24	1,950 81	-1,084 57		
	FIFO	70 000	Nov 07, 06	Jan 21, 09	808 50	2,184 00	-1,375 50		
	FIFO	40 000	Nov 30, 04	Jan 21, 09	993 59	895 32		98 27	
	FIFO	70 000	Dec 01, 04	Jan 21, 09	1,738 79	1,553 86		184 93	
	FIFO	50 000	Apr 07, 05	Jan 21, 09	1,241 99	1,114 76		127 23	
	FIFO	105 000	Jul 29, 05	Jan 21, 09	2,608 18	2,307 02		301 16	
	FIFO	15 000	Jan 03, 06	Jan 21, 09	372 60	347 27		25 33	
	FIFO	36 000	Jan 04, 06	Jan 21, 09	894 23	844 92		49 31	
	FIFO	51 000	Feb 10, 06	Jan 21, 09	1,266 83	1,116 89		149 94	
	FIFO	85 000	Mar 08, 06	Jan 21, 09	2,111 39	1,816 25		295 14	
	FIFO	59 000	Nov 07, 06	Jan 21, 09	1,465 55	1,470 87	-5 32		
NOVARTIS AG SPON ADR									
	FIFO	45 000	Apr 25, 07	Jan 21, 09	2,069 09	2,619 50	-550 41		
	FIFO	40 000	Apr 27, 07	Jan 21, 09	1,839 19	2,358 84	-519 65		
	FIFO	26 000	May 15, 07	Jan 21, 09	1,195 47	1,500 12	-304 65		
	FIFO	20 000	May 16, 07	Jan 21, 09	919 59	1,146 90	-227 31		
	FIFO	45 000	Jun 06, 07	Jan 21, 09	2,069 09	2,528 02	-458 93		
	FIFO	45 000	Jun 18, 07	Jan 21, 09	2,069 09	2,510 58	-441 49		
	FIFO	50 000	Jul 06, 07	Jan 21, 09	2,298 99	2,762 19	-463 20		
	FIFO	55 000	Oct 23, 07	Jan 21, 09	2,528 88	2,869 23	-340 35		
REED ELSERVIER NV NEW									
REPSTG 2 ORD SHS SPON ADR	FIFO	80 000	Feb 25, 04	Jan 21, 09	1,855 19	2,615 49	-760 30		
	FIFO	64 000	Jul 29, 05	Jan 21, 09	1,484 15	2,047 40	-563 25		
	FIFO	27 000	Jan 03, 06	Jan 21, 09	626 13	917 37	-291 24		
	FIFO	52 000	Feb 03, 06	Jan 21, 09	1,205 87	1,731 30	-525 43		
	FIFO	37 000	Feb 10, 06	Jan 21, 09	858 03	1,216 33	-358 30		
	FIFO	41 000	Nov 07, 06	Jan 21, 09	950 78	1,504 73	-553 95		
ROYAL DUTCH SHELL PLC									
CL A SPON ADR	FIFO	60 000	Feb 25, 04	Jan 21, 09	2,798 98	2,932 20	-133 22		

continued next page





Friendly account name: Deleware
Account number: CW 22402 07

Realized gains and losses (continued)
Long-term capital gains and losses (continued)

Security description	Method	Quantity or face value (\$)	Purchase date	Sale date	Sale amount (\$)	Purchase amount (\$)	Loss (\$)	Gain (\$)	Net gain or loss (\$)
	FIFO	66 000	Jan 03, 06	Jan 21, 09	3,078 88	4,170.54	-1,091 66		
	FIFO	20 000	Feb 10, 06	Jan 21, 09	932 99	1,259 19	-326 20		
	FIFO	21 000	Nov 07, 06	Jan 21, 09	979 64	1,477 98	-498 34		
	FIFO	30 000	Aug 14, 07	Jan 21, 09	1,399 49	2,204 40	-804 91		
RWE AG ADR	FIFO	50 000	Feb 25, 04	Jan 21, 09	3,854.84	2,057 50		1,797 34	
	FIFO	55 000	Jul 29, 05	Jan 21, 09	4,240 33	3,679 50		560 83	
	FIFO	27 000	Jan 03, 06	Jan 21, 09	2,081 62	2,025 00		56 62	
	FIFO	24 000	Feb 10, 06	Jan 21, 09	1,850 32	1,957 20	-106 88		
	FIFO	22 000	Nov 07, 06	Jan 21, 09	1,696.13	2,197 80	-501 67		
SASOL LTD SPON ADR	FIFO	10 000	Nov 15, 04	Jan 21, 09	253 50	208.29		45 21	
	FIFO	25 000	Nov 16, 04	Jan 21, 09	633 75	506 90		126 85	
	FIFO	23 000	Nov 17, 04	Jan 21, 09	583.05	460.54		122.51	
	FIFO	45 000	Jul 29, 05	Jan 21, 09	1,140 74	1,360 35	-219.61		
	FIFO	19 000	Jan 03, 06	Jan 21, 09	481 65	702.24	-220.59		
	FIFO	19 000	Feb 10, 06	Jan 21, 09	481 65	756 03	-274 38		
	FIFO	20 000	Nov 07, 06	Jan 21, 09	507 00	717 40	-210 40		
SOCIETE GENERALE FRANCE SPONS ADR ADR	FIFO	163 000	Feb 25, 04	Jan 21, 09	1,145 88	2,934.00	-1,788 12		
	FIFO	175 000	Jul 29, 05	Jan 21, 09	1,230 24	3,823 75	-2,593 51		
	FIFO	89 000	Jan 03, 06	Jan 21, 09	625 67	2,219 64	-1,593 97		
	FIFO	80 000	Feb 10, 06	Jan 21, 09	562 40	2,148.00	-1,585 60		
	FIFO	85 000	Nov 07, 06	Jan 21, 09	597 55	2,885 75	-2,288 20		
STORA ENSO OYJ REPSTG SER R SHS SPON ADR	FIFO	15 000	May 17, 05	Jan 21, 09	86 25	196 02	-109 77		
	FIFO	30 000	May 18, 05	Jan 21, 09	172 50	399 08	-226 58		
	FIFO	15 000	Jun 08, 05	Jan 21, 09	86 25	203 25	-117 00		
	FIFO	25 000	Jun 09, 05	Jan 21, 09	143 75	331 71	-187.96		
	FIFO	65 000	Jul 29, 05	Jan 21, 09	373 75	865 18	-491 43		
	FIFO	88 000	Aug 30, 05	Jan 21, 09	506 00	1,177.40	-671 40		
	FIFO	50 000	Jan 03, 06	Jan 21, 09	287 50	688 74	-401 24		
	FIFO	47 000	Feb 10, 06	Jan 21, 09	270 25	638 60	-368 35		
	FIFO	46 000	Nov 07, 06	Jan 21, 09	264 50	730.02	-465 52		

continued next page



Business Services Account

Account name: HARRIS E ZIP LONG
Friendly account name: Delaware
Account number: CW 22402 07

Your Financial Advisor:
GRASKA, DOUGLAS A
727-507-2540/800-727-0907

Realized gains and losses (continued)
Long-term capital gains and losses (continued)

Security description	Method	Quantity or face value (\$)	Purchase date	Sale date	Sale amount (\$)	Purchase amount (\$)	Loss (\$)	Gain (\$)	Net gain or loss (\$)
TAIWAN SEMICONDUCTOR MFG									
CO LTD ADR	FIFO	130,000	Dec 14, 07	Jan 21, 09	935.99	1,259.65	-323.66		
	FIFO	140,000	Dec 17, 07	Jan 21, 09	1,007.99	1,337.97	-329.98		
	FIFO	150,000	Jan 07, 08	Jan 21, 09	1,079.99	1,308.20	-228.21		
	FIFO	145,000	Jan 08, 08	Jan 21, 09	1,043.99	1,279.70	-235.71		
TELECOM CORP NEW ZEALAND									
LTD SPONSORED ADR NEW ZEALAND ADR	FIFO	99,000	Feb 25, 04	Jan 21, 09	629.64	2,144.11	-1,514.47		
	FIFO	14,000	Jan 03, 06	Jan 21, 09	89.04	327.39	-238.35		
	FIFO	17,000	Feb 10, 06	Jan 21, 09	108.12	367.05	-258.93		
	FIFO	113,000	Jun 15, 06	Jan 21, 09	718.67	1,707.71	-989.04		
	FIFO	19,000	Jul 06, 06	Jan 21, 09	120.84	271.39	-150.55		
	FIFO	99,000	Aug 09, 06	Jan 21, 09	629.64	1,443.86	-814.22		
	FIFO	21,000	Aug 11, 06	Jan 21, 09	133.56	307.02	-173.46		
	FIFO	50,000	Nov 07, 06	Jan 21, 09	318.00	854.04	-536.04		
TELEFONICA S A SPON ADR									
	FIFO	3,000	Apr 07, 05	Jan 21, 09	173.28	143.05		30.23	
	FIFO	60,000	Jul 29, 05	Jan 21, 09	3,465.58	3,032.40		433.18	
	FIFO	30,000	Oct 20, 05	Jan 21, 09	1,732.79	1,489.94		242.85	
	FIFO	79,000	Jan 31, 06	Jan 21, 09	4,563.01	3,615.21		947.80	
	FIFO	39,000	Feb 10, 06	Jan 21, 09	2,252.63	1,811.53		441.10	
	FIFO	41,000	Nov 07, 06	Jan 21, 09	2,368.15	2,388.66	-20.51		
TELSTRA CORP LTD (FINAL) ADR									
	FIFO	45,000	Jul 29, 05	Jan 21, 09	522.90	870.98	-348.08		
	FIFO	55,000	Aug 12, 05	Jan 21, 09	639.10	1,022.04	-382.94		
	FIFO	60,000	Oct 25, 05	Jan 21, 09	697.20	949.53	-252.33		
	FIFO	20,000	Oct 27, 05	Jan 21, 09	232.40	321.86	-89.46		
	FIFO	65,000	Feb 08, 06	Jan 21, 09	755.30	968.96	-213.66		
	FIFO	14,000	Feb 09, 06	Jan 21, 09	162.68	213.21	-50.53		
	FIFO	80,000	Feb 10, 06	Jan 21, 09	929.59	1,193.18	-263.59		
	FIFO	78,000	Nov 07, 06	Jan 21, 09	906.35	1,191.84	-285.49		

continued next page





Friendly account name: Delaware
Account number: CW 22402 07

Realized gains and losses (continued)
Long-term capital gains and losses (continued)

Security description	Method	Quantity or face value (\$)	Purchase date	Sale date	Sale amount (\$)	Purchase amount (\$)	Loss (\$)	Gain (\$)	Net gain or loss (\$)
TOKIO MARINE HOLDINGS									
INC SPON ADR									
	FIFO	87,000	Feb 25, 04	Jan 21, 09	2,057 54	2,230 90	-173 36		
	FIFO	75,000	Jul 29, 05	Jan 21, 09	1,773 74	1,972 42	-198 68		
	FIFO	37,000	Jan 03, 06	Jan 21, 09	875.04	1,328 10	-453 06		
	FIFO	31,000	Feb 10, 06	Jan 21, 09	733.15	1,088 03	-354 88		
	FIFO	33,000	Nov 07, 06	Jan 21, 09	780 45	1,207 77	-427 32		
	FIFO	65,000	Jan 29, 07	Jan 21, 09	1,537 24	2,310 59	-773 35		
	FIFO	50,000	Mar 09, 07	Jan 21, 09	1,182.49	1,790 65	-608 16		
	FIFO	20,000	Mar 13, 07	Jan 21, 09	473 00	711 89	-238 89		
TOTAL S. A. FRANCE SPON								95 69	
ADR									
	FIFO	70,000	Feb 25, 04	Jan 21, 09	3,278 08	3,182 39			
	FIFO	60,000	Jul 29, 05	Jan 21, 09	2,809 78	3,708 82	-899 04		
	FIFO	26,000	Jan 03, 06	Jan 21, 09	1,217 57	1,653 38	-435 81		
	FIFO	26,000	Feb 10, 06	Jan 21, 09	1,217 57	1,657 48	-439 91		
	FIFO	30,000	Mar 02, 06	Jan 21, 09	1,404 89	1,870 89	-466 00		
	FIFO	32,000	Nov 07, 06	Jan 21, 09	1,498 55	2,233 60	-735 05		
	FIFO	55,000	Jan 17, 07	Jan 21, 09	2,575 64	3,649 29	-1,073 65		
TOYOTA MOTOR CORP NEW									
JAPAN SPON ADR									
	FIFO	35,000	Feb 25, 04	Jan 21, 09	2,319 44	2,357 60	-38 16		
	FIFO	10,000	Oct 20, 04	Jan 21, 09	662.70	755 66	-92.96		
	FIFO	1,000	Oct 21, 04	Jan 21, 09	66 27	75 39	-9.12		
	FIFO	5,000	Apr 07, 05	Jan 21, 09	331 35	383 50	-52 15		
	FIFO	40,000	Jul 29, 05	Jan 21, 09	2,650 78	3,039 88	-389 10		
	FIFO	18,000	Jan 03, 06	Jan 21, 09	1,192 85	1,898 26	-705.41		
	FIFO	18,000	Feb 10, 06	Jan 21, 09	1,192 85	1,856 31	-663.46		
	FIFO	17,000	Nov 07, 06	Jan 21, 09	1,126 58	2,071 79	-945 21		
UNILEVER PLC AMER SHS									
NEW SPON ADR									
	FIFO	64,000	Mar 18, 05	Jan 21, 09	1,475 83	1,389 55		86 28	
	FIFO	9,000	Mar 21, 05	Jan 21, 09	207 54	193 40		14 14	
	FIFO	108,000	Jul 29, 05	Jan 21, 09	2,490 47	2,345 10		145.37	
	FIFO	27,000	Aug 02, 05	Jan 21, 09	622 62	589 06		33 56	
	FIFO	18,000	Aug 03, 05	Jan 21, 09	415 08	393 39		21 69	

continued next page



Business Services Account

Account name: HARRIS E ZIP LONG
Friendly account name: Delaware
Account number: CW 22402 07

Your Financial Advisor:
GRASKA, DOUGLAS A
727-507-2540/800-727-0907

Realized gains and losses (continued)

Long-term capital gains and losses (continued)

Security description	Method	Quantity or face value (\$)	Purchase date	Sale date	Sale amount (\$)	Purchase amount (\$)	Loss (\$)	Gain (\$)	Net gain or loss (\$)
	FIFO	5 000	Aug 04, 05	Jan 21, 09	115.30	122.66	-7.36		
	FIFO	52,000	Jan 03, 06	Jan 21, 09	1,199.11	1,178.35		20.76	
	FIFO	61 000	Jan 24, 06	Jan 21, 09	1,406.65	1,407.40	-0.75		
	FIFO	59,000	Feb 10, 06	Jan 21, 09	1,360.53	1,393.23	-32.70		
	FIFO	90,000	Mar 01, 06	Jan 21, 09	2,075.39	2,118.45	-43.06		
	FIFO	91,000	May 10, 06	Jan 21, 09	2,098.45	2,111.24	-12.79		
	FIFO	1 000	Jul 14, 06	Jan 21, 09	23.06	21.99		1.07	
	FIFO	83 000	Nov 07, 06	Jan 21, 09	1,913.97	2,220.25	-306.28		
UNTD OVERSEAS BK LTD									
SPONS ADR SINGAPORE ADR	FIFO	90 000	Oct 04, 06	Jan 21, 09	1,408.49	1,910.61	-502.12		
	FIFO	119 000	Nov 07, 06	Jan 21, 09	1,862.34	2,754.85	-892.51		
UPM KYMMENE CORP SPON									
ADR	FIFO	130 000	Feb 25, 04	Jan 21, 09	1,268.79	2,566.16	-1,297.37		
	FIFO	95 000	Jul 29, 05	Jan 21, 09	927.19	1,856.30	-929.11		
	FIFO	52,000	Jan 03, 06	Jan 21, 09	507.52	1,035.96	-528.44		
	FIFO	44 000	Feb 10, 06	Jan 21, 09	429.44	893.19	-463.75		
	FIFO	45,000	Nov 07, 06	Jan 21, 09	439.20	1,138.50	-699.30		
Total					\$254,831.72	\$361,285.07	-\$115,417.22	\$8,963.87	-\$106,453.35
Net capital gains/losses:									-\$125,265.72





UBS Financial Services Inc
18167 US 19 NORTH
SUITE 200
CLEARWATER FL 33764-6568
CPP1001100285 1209 X15 CW 0

2009 Year End Summary

Account name: HARRIS E ZIP LONG
Friendly account name: ASHFIELD
Account number: CW 00791 07

HARRIS E ZIP LONG
CHARITABLE FOUNDATION INC
1501 N BELCHER RD STE 225
CLEARWATER FL 33765-1339

Your Financial Advisor:
GRASKA, DOUGLAS A
Phone: 727-507-2540/800-727-0907

Summary of gains and losses

	Amount (\$)
Short term	-35,251.40
Long term	-106,557.27
Total	\$-141,808.67

Realized gains and losses

Estimated 2009 gains and losses for transactions with trade dates through 12/31/09 have been incorporated into this statement. To calculate gains and losses, we liquidate the oldest security lot first. This is known as the first-in, first-out or FIFO accounting method. We use this method unless you specified which tax lot to close when you placed your order. This is known as a versus purchases or VSP order. See important information about your statement on the last page of this statement for more information.

We may not adjust gains and losses for all capital changes. Cost basis for coupon tax-exempt municipal securities, include securities subject to AMT, has been adjusted for mandatory amortization of bond premium. Estimates in the Unclassified section can not be classified as short term or long term because information is missing, or the product is one in which the gain/loss calculation is not provided.

Short-term capital gains and losses

Security description	Method	Quantity or face value (\$)	Purchase date	Sale date	Sale amount (\$)	Purchase amount (\$)	Loss (\$)	Gain (\$)	Net gain or loss (\$)
CLOROX CO	FIFO	78,000	Oct 31, 08	Jan 21, 09	3,948.33	4,744.23	-795.90		
COMPANHIA DE BEBIDAS DAS AMERS AMBEV SPON ADR	FIFO	59,000	May 06, 08	Jan 21, 09	2,336.38	4,638.60	-2,302.22		

continued next page

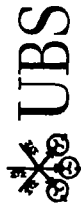




Friendly account name: ASHFIELD
Account number: CW 00791 07

Realized gains and losses (continued)
Short-term capital gains and losses (continued)

Security description	Method	Quantity or face value (\$)	Purchase date	Sale date	Sale amount (\$)	Purchase amount (\$)	Loss (\$)	Gain (\$)	Net gain or loss (\$)
COVANTA HLDG CORP	FIFO	44 000	Jun 09, 08	Jan 21, 09	1,742.39	2,927.81	-1,185.42		
DANAHER CORP	FIFO	151 000	Jul 22, 08	Jan 21, 09	2,953.54	4,388.17	-1,434.63		
DIRECTV GROUP INC	FIFO	23 000	Dec 04, 08	Jan 21, 09	1,196.68	1,168.22		28.46	
MERGER EFF: 1/09	FIFO	246 000	Jul 28, 08	Jan 21, 09	5,217.63	6,476.10	-1,258.47		
FAMILY DOLLAR STORES	FIFO	171 000	Oct 31, 08	Jan 21, 09	4,801.65	4,710.93		90.72	
FLOWERVE CORP	FIFO	36 000	May 19, 08	Jan 21, 09	1,689.83	4,673.26	-2,983.43		
FTI CONSULTING INC	FIFO	14 000	Jun 09, 08	Jan 21, 09	657.15	1,915.09	-1,257.94		
GAMESTOP CORP NEW (HOLDING CO) CL A	FIFO	63 000	Jun 30, 08	Jan 21, 09	2,767.57	4,406.19	-1,638.62		
GUESS ? INC	FIFO	86 000	May 06, 08	Jan 21, 09	2,037.32	4,650.71	-2,613.39		
HARRIS CORP DELA	FIFO	68 000	Oct 16, 08	Jan 21, 09	1,610.91	2,067.81	-456.90		
MANULIFE FINANCIAL CORP	FIFO	106 000	Mar 03, 08	Jan 16, 09	1,726.90	4,290.27	-2,563.37		
NATL-OILWELLVARCO INC	FIFO	102 000	Jan 16, 09	Jan 21, 09	4,156.47	4,190.97	-34.50		
NTHN TRUST CORP	FIFO	112 000	Mar 03, 08	Jan 21, 09	1,795.34	4,240.13	-2,444.79		
PRICE T ROWE GROUP INC	FIFO	119 000	Nov 21, 08	Jan 21, 09	2,741.74	2,165.73		576.01	
PRICEUNE COM INC NEW	FIFO	86 000	Aug 18, 08	Jan 21, 09	4,265.57	6,656.24	-2,390.67		
SCHWAB CHARLES CORP NEW	FIFO	73 000	Aug 18, 08	Jan 21, 09	2,116.99	4,295.42	-2,178.43		
SOWSTN ENERGY CO	FIFO	60 000	Jan 16, 09	Jan 21, 09	4,000.77	4,253.49	-252.72		
THERMO FISHER SCIENTIFIC INC	FIFO	156 000	Sep 19, 08	Jan 21, 09	2,188.66	3,912.57	-1,723.91		
UNION PACIFIC CORP	FIFO	98 000	Jun 09, 08	Jan 21, 09	2,690.08	4,654.09	-1,964.01		
VARIAN MEDICAL SYSTEMS INC	FIFO	73 000	Nov 21, 08	Jan 21, 09	2,003.84	1,707.38		296.46	
WAL MART STORES INC	FIFO	79 000	Mar 10, 08	Jan 21, 09	2,933.25	4,217.79	-1,284.54		
Total		69 000	Nov 04, 08	Jan 21, 09	2,675.11	4,734.21	-2,059.10		
		105 000	Aug 04, 08	Jan 21, 09	3,606.72	6,270.88	-2,664.16		
		1 000	Aug 05, 08	Jan 21, 09	34.35	60.47	-26.12		
		94 000	Dec 05, 08	Jan 21, 09	4,715.95	5,445.76	-729.81		
					\$72,611.12	\$107,862.52	-\$36,243.05	\$991.65	-\$35,251.40



Investment Account

Account name: HARRIS E ZIP LONG
Friendly account name: ASHFIELD
Account number: CW 00791 07

Your Financial Advisor:
GRASKA, DOUGLAS A
727-507-2540/800-727-0907

Realized gains and losses (continued)

Long-term capital gains and losses

Security description	Method	Quantity or face value (\$)	Purchase date	Sale date	Sale amount (\$)	Purchase amount (\$)	Loss (\$)	Gain (\$)	Net gain or loss (\$)
ABB LTD SPON ADR	FIFO	96,000	Jun 15, 07	Jan 21, 09	1,193.27	2,138.90	-945.63		
	FIFO	19,000	Oct 29, 07	Jan 21, 09	236.17	570.76	-334.59		
	FIFO	49,000	Nov 02, 07	Jan 21, 09	609.07	1,498.91	-889.84		
	FIFO	52,000	Dec 11, 07	Jan 21, 09	646.36	1,560.00	-913.64		
ABBOTT LABS	FIFO	76,000	Jan 26, 07	Jan 21, 09	3,822.77	3,991.52	-168.75		
	FIFO	50,000	Oct 29, 07	Jan 21, 09	2,514.98	2,725.00	-210.02		
	FIFO	54,000	Nov 02, 07	Jan 21, 09	2,716.18	2,907.36	-191.18		
ACCENTURE LTD**NAME									
CHANGE 2009** CLA	FIFO	27,000	Oct 29, 07	Jan 21, 09	877.49	1,053.81	-176.32		
	FIFO	79,000	Nov 02, 07	Jan 21, 09	2,567.49	3,004.37	-436.88		
AGCO CORP	FIFO	73,000	Nov 29, 07	Jan 21, 09	1,467.29	4,948.98	-3,481.69		
AMGEN INC	FIFO	53,000	Jan 26, 07	Jan 21, 09	2,919.22	3,789.50	-870.28		
	FIFO	66,000	Oct 29, 07	Jan 21, 09	3,635.26	3,709.13	-73.87		
	FIFO	51,000	Nov 02, 07	Jan 21, 09	2,809.06	2,875.84	-66.78		
APPLE INC	FIFO	23,000	Jan 26, 07	Jan 21, 09	1,828.49	1,978.00	-149.51		
	FIFO	5,000	Oct 29, 07	Jan 21, 09	397.50	926.95	-529.45		
	FIFO	11,000	Nov 02, 07	Jan 21, 09	874.49	2,059.86	-1,185.37		
	FIFO	14,000	Dec 11, 07	Jan 21, 09	1,112.99	2,745.96	-1,632.97		
BARD C R INC	FIFO	36,000	Jan 26, 07	Jan 21, 09	3,057.82	2,926.08	131.74		
	FIFO	26,000	Oct 29, 07	Jan 21, 09	2,208.43	2,127.84	80.59		
	FIFO	28,000	Nov 02, 07	Jan 21, 09	2,378.30	2,271.64	106.66		
BOEING COMPANY	FIFO	33,000	Mar 19, 07	Jan 21, 09	1,347.38	2,974.66	-1,627.28		
	FIFO	20,000	Oct 29, 07	Jan 21, 09	816.59	1,924.20	-1,107.61		
	FIFO	23,000	Nov 02, 07	Jan 21, 09	939.08	2,247.56	-1,308.48		
CAMERON INTL CORP	FIFO	40,000	Jun 15, 07	Jan 21, 09	839.99	1,468.22	-628.23		
	FIFO	48,000	Jun 18, 07	Jan 21, 09	1,007.99	1,754.80	-746.81		
	FIFO	10,000	Oct 29, 07	Jan 21, 09	210.00	513.35	-303.35		
	FIFO	56,000	Nov 02, 07	Jan 21, 09	1,175.99	2,776.48	-1,600.49		
CERNER CORP	FIFO	65,000	Jan 26, 07	Jan 21, 09	2,567.48	3,036.80	-469.32		
	FIFO	23,000	Oct 29, 07	Jan 21, 09	908.49	1,332.85	-424.36		
	FIFO	36,000	Nov 02, 07	Jan 21, 09	1,421.99	2,115.36	-693.37		

continued next page





Friendly account name: ASHFIELD
Account number: CW 00791 07

Realized gains and losses (continued)

Long-term capital gains and losses (continued)

Security description	Method	Quantity or face value (\$)	Purchase date	Sale date	Sale amount (\$)	Purchase amount (\$)	Loss (\$)	Gain (\$)	Net gain or loss (\$)
CISCO SYSTEMS INC									
	FIFO	191 000	Jan 26, 07	Jan 21, 09	2,935 65	5,057 68	-2,122 03		
	FIFO	76 000	Oct 29, 07	Jan 21, 09	1,168 11	2,468 48	-1,300 37		
	FIFO	111 000	Nov 02, 07	Jan 21, 09	1,706 06	3,605 28	-1,899 22		
	FIFO	68 000	Dec 11, 07	Jan 21, 09	1,045 15	1,961 12	-915 97		
COGNIZANT TECH SOLUTIONS									
CRP									
	FIFO	48 000	Jan 26, 07	Jan 21, 09	940 31	2,000 62	-1,060 31		
	FIFO	37 000	Oct 29, 07	Jan 21, 09	724 82	1,492 95	-768 13		
	FIFO	38 000	Nov 02, 07	Jan 21, 09	744 41	1,552 30	-807 89		
CUMMINS INC									
	FIFO	34 000	Oct 11, 07	Jan 16, 09	880 64	2,394 97	-1,514 33		
	FIFO	24 000	Oct 29, 07	Jan 16, 09	621 63	1,425 84	-804 21		
	FIFO	24 000	Nov 01, 07	Jan 16, 09	621 63	1,470 87	-849 24		
DANAHER CORP									
	FIFO	27 000	Jan 26, 07	Jan 21, 09	1,404 80	1,960 20	-555 40		
	FIFO	14 000	Oct 29, 07	Jan 21, 09	728 41	1,180 05	-451 65		
	FIFO	18 000	Nov 02, 07	Jan 21, 09	936 53	1,478 70	-542 17		
ECOLAB INC									
	FIFO	68 000	Jan 26, 07	Jan 21, 09	2,384 06	2,939 64	-555 58		
	FIFO	40 000	Oct 29, 07	Jan 21, 09	1,402 39	1,892 80	-490 41		
	FIFO	51 000	Nov 02, 07	Jan 21, 09	1,788 05	2,350 08	-562 03		
ELECTRONIC ARTS									
	FIFO	67 000	Jan 26, 07	Jan 21, 09	1,132 96	3,242 73	-2,109 77		
	FIFO	21 000	Oct 29, 07	Jan 21, 09	355 11	1,215 48	-860 37		
	FIFO	36 000	Nov 02, 07	Jan 21, 09	608 75	2,173 32	-1,564 57		
EMERSON ELECTRIC CO									
	FIFO	66 000	Jun 15, 07	Jan 21, 09	2,185 25	3,220 85	-1,035 60		
	FIFO	33 000	Oct 29, 07	Jan 21, 09	1,092 62	1,695 54	-602 92		
	FIFO	43 000	Nov 02, 07	Jan 21, 09	1,423 72	2,226 11	-802 39		
EXPRESS SCRIPTS INC									
	FIFO	103 000	Dec 13, 07	Jan 21, 09	5,225 16	7,328 32	-2,103 16		
GOOGLE INC CL A									
	FIFO	4 000	Jan 26, 07	Jan 21, 09	1,159 15	1,987 96	-828 81		
	FIFO	2 000	Jul 02, 07	Jan 21, 09	579 58	1,062 16	-482 58		
	FIFO	2 000	Jul 23, 07	Jan 21, 09	579 58	1,035 01	-455 43		
	FIFO	2 000	Oct 29, 07	Jan 21, 09	579 58	1,355 54	-775 96		
	FIFO	4 000	Nov 02, 07	Jan 21, 09	1,159 15	2,836 36	-1,677 21		
HALBURTON CO (HOLDING COMPANY)									
	FIFO	101 000	Jan 26, 07	Jan 21, 09	1,702 85	2,945 16	-1,242 31		
	FIFO	23 000	Oct 29, 07	Jan 21, 09	387 78	940 47	-552 69		

continued next page



Investment Account

Account name: HARRIS E ZIP LONG
Friendly account name: ASHFIELD
Account number: CW 00791 07

Your Financial Advisor:
GRASKA, DOUGLAS A
727-507-2540/800-727-0907

Realized gains and losses (continued)
Long-term capital gains and losses (continued)

Security description	Method	Quantity or face value (\$)	Purchase date	Sale date	Sale amount (\$)	Purchase amount (\$)	Loss (\$)	Gain (\$)	Net gain or loss (\$)
HEWLETT PACKARD CO	FIFO	63,000	Nov 02, 07	Jan 21, 09	1,062.17	2,536.38	-1,474.21		
	FIFO	70,000	Jun 15, 07	Jan 21, 09	2,392.59	3,216.37	-823.78		
	FIFO	27,000	Oct 29, 07	Jan 21, 09	922.85	1,401.57	-478.72		
	FIFO	45,000	Nov 02, 07	Jan 21, 09	1,538.09	2,347.65	-809.56		
ILLINOIS TOOL WORKS INC	FIFO	85,000	Jan 26, 07	Jan 21, 09	2,867.88	3,995.00	-1,127.12		
	FIFO	35,000	Oct 29, 07	Jan 21, 09	1,180.89	1,990.10	-809.21		
	FIFO	52,000	Nov 02, 07	Jan 21, 09	1,754.47	2,948.40	-1,193.93		
INTEL CORP	FIFO	41,000	Jan 26, 07	Jan 21, 09	532.59	845.83	-313.24		
	FIFO	69,000	Oct 29, 07	Jan 21, 09	896.30	1,812.63	-916.33		
INTL BUSINESS MACH	FIFO	197,000	Nov 01, 07	Jan 21, 09	2,559.01	5,303.95	-2,744.94		
	FIFO	153,000	Jan 26, 07	Jan 16, 09	2,096.13	3,156.39	-1,060.26		
	FIFO	41,000	Jan 26, 07	Jan 21, 09	3,526.80	3,993.81	-467.01		
JACOBS ENGINEERING GROUP INC	FIFO	19,000	Oct 29, 07	Jan 21, 09	1,634.37	2,170.94	-536.57		
	FIFO	26,000	Nov 02, 07	Jan 21, 09	2,236.50	2,973.62	-737.12		
	FIFO	38,000	Jan 26, 07	Jan 21, 09	1,614.99	1,680.74	-65.75		
JOHNSON & JOHNSON COM	FIFO	29,000	Nov 02, 07	Jan 21, 09	1,232.49	2,428.46	-1,195.97		
	FIFO	22,000	Dec 11, 07	Jan 21, 09	934.99	2,108.82	-1,173.83		
	FIFO	60,000	Jan 26, 07	Jan 21, 09	3,435.58	3,962.40	-526.82		
MCDONALDS CORP	FIFO	46,000	Oct 29, 07	Jan 21, 09	2,633.94	2,983.56	-349.62		
	FIFO	45,000	Nov 02, 07	Jan 21, 09	2,576.69	2,905.65	-328.96		
	FIFO	70,000	Jan 26, 07	Jan 21, 09	4,042.47	3,008.60	1,033.87		
MICROSOFT CORP	FIFO	17,000	Oct 29, 07	Jan 21, 09	981.74	1,005.21	-23.47		
	FIFO	37,000	Nov 02, 07	Jan 21, 09	2,136.74	2,174.86	-38.12		
	FIFO	177,000	Jan 26, 07	Jan 21, 09	3,343.51	5,465.76	-2,122.25		
MONSANTO CO NEW	FIFO	66,000	Oct 29, 07	Jan 21, 09	1,246.73	2,289.54	-1,042.81		
	FIFO	86,000	Nov 02, 07	Jan 21, 09	1,624.53	3,184.58	-1,560.05		
	FIFO	52,000	Apr 24, 07	Jan 21, 09	3,992.54	3,057.76	934.78		
	FIFO	5,000	Oct 29, 07	Jan 21, 09	383.90	477.60	-93.70		
	FIFO	21,000	Nov 02, 07	Jan 21, 09	1,612.37	1,963.29	-350.92		
	FIFO	26,000	Dec 11, 07	Jan 21, 09	1,996.27	2,811.38	-815.11		



continued next page



Friendly account name: ASHFIELD
Account number: CW 00791 07

Realized gains and losses (continued)
Long-term capital gains and losses (continued)

Security description	Method	Quantity or face value (\$)	Purchase date	Sale date	Sale amount (\$)	Purchase amount (\$)	Loss (\$)	Gain (\$)	Net gain or loss (\$)
NATL-OILWELLVARCO INC	FIFO	80 000	Mar 20, 07	Jan 21, 09	1,843 19	3,028.98	-1,185.79		
	FIFO	24 000	Nov 02, 07	Jan 21, 09	552.96	1,775.04	-1,222.08		
NIKE INC CL B	FIFO	38 000	Mar 09, 07	Jan 21, 09	1,687 19	2,011.26	-324 07		
	FIFO	15 000	Oct 29, 07	Jan 21, 09	666 00	978 90	-312 90		
	FIFO	23 000	Nov 02, 07	Jan 21, 09	1,021 19	1,466.25	-445.06		
PEPSICO INC	FIFO	62 000	Jan 26, 07	Jan 21, 09	3,157 64	4,003.96	-846.32		
	FIFO	32 000	Oct 29, 07	Jan 21, 09	1,629.75	2,343 68	-713 93		
	FIFO	41 000	Nov 02, 07	Jan 21, 09	2,088 12	2,986 03	-897 91		
PRAXAIR INC	FIFO	48 000	Jan 26, 07	Jan 21, 09	2,846 86	2,991.84	-144 98		
	FIFO	11 000	Oct 29, 07	Jan 21, 09	652.41	949.08	-296.67		
	FIFO	29 000	Nov 02, 07	Jan 21, 09	1,719 98	2,443 83	-723 85		
PRICE T ROWE GROUP INC	FIFO	42 000	Jan 26, 07	Jan 21, 09	1,217 99	2,008.44	-790 45		
	FIFO	13 000	Oct 29, 07	Jan 21, 09	377 00	812.37	-435 37		
	FIFO	23 000	Nov 02, 07	Jan 21, 09	667 00	1,431 29	-764.29		
PROCTER & GAMBLE CO	FIFO	62 000	Jan 26, 07	Jan 21, 09	3,595 36	4,018 84	-423 48		
	FIFO	33 000	Oct 29, 07	Jan 21, 09	1,913.66	2,366 43	-452 77		
	FIFO	47 000	Nov 02, 07	Jan 21, 09	2,725 51	3,263 21	-537 70		
QUALCOMM INC	FIFO	105 000	Jan 26, 07	Jan 21, 09	3,658 18	3,955.35	-297 17		
	FIFO	60 000	Oct 29, 07	Jan 21, 09	2,090 39	2,502.00	-411.61		
	FIFO	71 000	Nov 02, 07	Jan 21, 09	2,473.62	2,956.44	-482 82		
SCHEIN HENRY INC	FIFO	81 000	Jan 26, 07	Jan 21, 09	2,912 74	4,026 51	-1,113 77		
	FIFO	35 000	Oct 29, 07	Jan 21, 09	1,258 59	2,065.70	-807.11		
	FIFO	43 000	Nov 02, 07	Jan 21, 09	1,546.27	2,673.31	-1,127.04		
SCHLUMBERGER LTD	FIFO	32 000	Jan 26, 07	Jan 21, 09	1,201.91	2,017.60	-815.69		
NETHERLANDS ANTILLES	FIFO	19 000	Oct 29, 07	Jan 21, 09	713 64	1,902 28	-1,188 64		
	FIFO	25 000	Nov 02, 07	Jan 21, 09	938 99	2,472 75	-1,533.76		
SMITH INTL INC	FIFO	54 000	Jun 15, 07	Jan 21, 09	1,201 49	3,245 99	-2,044 50		
	FIFO	23 000	Oct 29, 07	Jan 21, 09	511 75	1,550 89	-1,039 14		
	FIFO	37 000	Nov 02, 07	Jan 21, 09	823 24	2,461.24	-1,638.00		
STATE STREET CORP	FIFO	24 000	Oct 29, 07	Jan 21, 09	378 00	1,877 04	-1,499 04		
	FIFO	46 000	Nov 02, 07	Jan 21, 09	724 49	3,427 00	-2,702.51		

continued next page



Investment Account

Account name: HARRIS EZIP LONG
Friendly account name: ASHFIELD
Account number: CW 00791 07

Your Financial Advisor:
GRASKA, DOUGLAS A
727-507-2540/800-727-0907

Realized gains and losses (continued)
Long-term capital gains and losses (continued)

Security description	Method	Quantity or face value (\$)	Purchase date	Sale date	Sale amount (\$)	Purchase amount (\$)	Loss (\$)	Gain (\$)	Net gain or loss (\$)
STRYKER CORP	FIFO	34 000	Jan 26, 07	Jan 21, 09	1,366 79	2,065 84	-699 05		
	FIFO	14 000	Oct 29, 07	Jan 21, 09	562 80	997 50	-434 70		
	FIFO	22 000	Nov 02, 07	Jan 21, 09	884 39	1,526 36	-641 97		
TEXAS INSTRUMENTS	FIFO	131 000	Jan 26, 07	Jan 21, 09	1,920 45	4,084 58	-2,164 13		
	FIFO	84 000	Oct 29, 07	Jan 21, 09	1,231 43	2,708 16	-1,476 73		
	FIFO	89 000	Nov 02, 07	Jan 21, 09	1,304 73	2,876 48	-1,571 75		
Total					\$202,367.32	\$308,924.59	-\$108,844.91	\$2,287.64	-\$106,557.27
Net capital gains/losses:									-\$141,808.67



Harris 'E' Zip Long Charitable Foundation, Inc.
Balance Sheet
As of December 31, 2009

ASSETS	<i>Market Value</i>	<u>Cost</u>
Cash In Accounts		
UBS Paine Webber Acct		\$ 56,966
Total Cash	\$ 56,966	\$ 56,966
Investments @ Cost		
UBS Paine Webber -Fixed Incom	460,392	\$ 447,811
UBS Paine Webber-Equities	473,301	\$ 453,590
<i>Total Market Value</i>	<u>\$ 933,693</u>	<u>\$ 901,401</u>
Total Current Assets	\$ 990,659	<u><u>\$ 958,367</u></u>

LIABILITIES AND CAPITAL

Total Current Liabilities	\$ -
Total Liabilities	\$ -
Capital	
Fund Balance at cost	\$ 1,228,489
Net Income	<u>\$ (270,121)</u>
Total Capital	<u>\$ 958,367</u>
Total Liabilities & Capital	<u><u>\$ 958,367</u></u>

Harris 'E' Zip Long Charitable Foundation, Inc.
Statement of Support, Revenue and Expenses
For Period Ending December 31, 2009

INCOME

Investment Income - PW Other	\$	49,364	
Investment. Income- Delaware Capital	\$	560	
Investment. Income- Ashfield & Company	\$	553	
Investment Income - NWQ Equity	\$	-	
Investment Income - SSGA	\$	-	
Capital Gains - PW Other	\$	(3,630)	
Loss on closing of Delaware & Ashfield	\$	<u>(266,481)</u>	
Total income			\$ (219,633)

EXPENSES

Expense - Investment Fees			\$ <u>(488)</u>
Net Income before Distributions/Contributions			\$ (220,121)

CONTRIBUTIONS & DISTRIBUTIONS

Distributions to Beneficiaries			\$ <u>(50,000)</u>
NET INCREASE/DECREASE			\$ <u><u>(270,121)</u></u>



UBS Financial Services Inc
 18167 US 19 NORTH
 SUITE 200
 CLEARWATER FL 33764-6568
 CPP1001100249 1209 X15 CW 0

Summary of your UBS Portfolio

December 2009

00001625 05 AT 1.222 05 TR 00025 B100F031 100010 edg
 HARRIS E ZIP LONG
 CHARITABLE FOUNDATION INC
 1501 N BELCHER RD STE 225
 CLEARWATER FL 33765-1339



Your Financial Advisor:
 GRASKA, DOUGLAS A
 Phone: 727-507-2540/800-727-0907

Visit our website:
www.ubs.com/financialservices

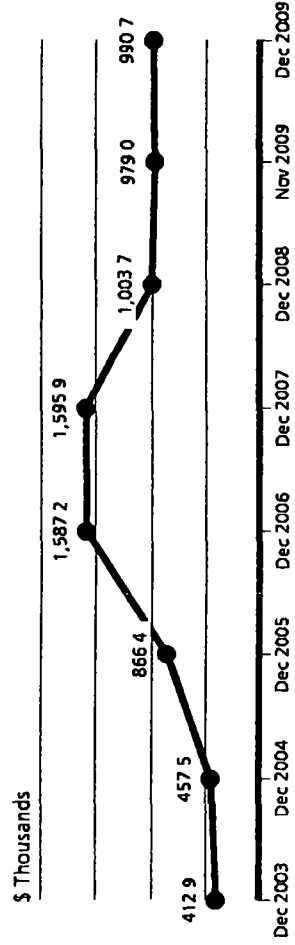
Items for your attention

- Is there a Roth IRA in your future? Please contact your Financial Advisor today to discuss the benefits of a Roth and whether converting in 2010 may be right for you

Value of your portfolio

	on November 30 (\$)	on December 31 (\$)
Your assets	978,989 24	990,658 91
Your liabilities	0 00	0 00
Value of your portfolio	\$978,989.24	\$990,658.91
Accrued interest in value above	\$7,466.85	\$5,918.96

Tracking the value of your portfolio



Sources of your portfolio growth during 2009

Value of your portfolio at year end 2008	\$1,003,670 06
Net amount you invested	-\$50,342 91
Your investment return	
Dividend and interest income	\$50,673 09
Change in value of outside assets and accruals	\$129 49
Change in market value	-\$13,470 82
Value of your portfolio on Dec 31, 2009	\$990,658.91





Your portfolio balance sheet

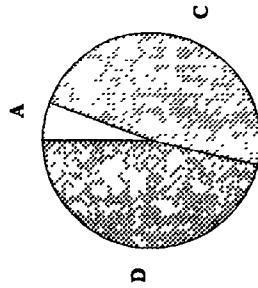
Summary of your assets

	Value on December 31 (\$)	Percentage of your portfolio
A Cash and money balances	56,966.23	5.75%
B Cash alternatives	0.00	0.00%
C Equities	473,301.00	47.78%
D Fixed income	460,391.68	46.47%
E Alternative strategies	0.00	0.00%
F Broad commodities	0.00	0.00%
G Real estate	0.00	0.00%
H Other	0.00	0.00%
Total assets	\$990,658.91	100.00%

Value of your portfolio

\$990,658.91

Your current asset allocation

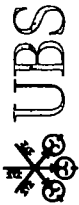


Eye on the markets

Index	Percentage change	
	December 2009	Year to date
S&P 500	1.93%	26.46%
Russell 3000	2.85%	28.34%
MSCI - Europe, Australia & Far East	1.45%	32.46%
Barclays Capital Aggregate Bond Index 10+ Yrs	-3.30%	0.08%

Interest rates on December 31, 2009

3-month Treasury bills 0.10%
One-month LIBOR 0.23%



Summary of your UBS portfolio
December 2009

Your Financial Advisor:
GRASKA, DOUGLAS A
Telephone 727-507-2540/800-727-0907

Accounts in your portfolio

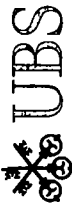
Details on page	Account number	Account name and type	Value on November 30 (\$)	Value on December 31 (\$)	Percentage of portfolio
5	CW 15851 07	C/F - RMA	978,989 24	990,658 91	100 00%
*	CW 22400 07	NWQ - Basic	0 00	0 00	0 00%
*	CW 22402 07	Deleware - BSA	0 00	0 00	0 00%
*	CW 22399 07	SSGA - Basic	0 00	0 00	0 00%
*	CW 00791 07	ASHFIELD - Basic	0 00	0 00	0 00%
Total			\$978,989.24	\$990,658.91	100 %

* indicates the accounts' prior period value is included in the Tracking the value of your portfolio on the first page

Change in the value of your accounts

Account	Opening value on December 1 (\$)	Deposits, including securities transferred in (\$)	Withdrawals and fees, including securities transferred out (\$)	Dividend and interest income (\$)	Change in value of outside assets and accruals (\$)	Change in market value (\$)	Closing value on December 31 (\$)
CW 15851 07	978,989 24	46 50	-219 68	6,741 92	-1,827 89	6,928 82	990,658 91
C/F - RMA	\$978,989.24	\$46.50	-\$219.68	\$6,741.92	-\$1,827.89	\$6,928.82	\$990,658.91
Total							





Resource Management Account
December 2009

Account name: HARRIS E ZIP LONG
Friendly account name: C/F
Account number: CW 15851 07

Your Financial Advisor:
GRASKA, DOUGLAS A
727-507-2540/800-727-0907

Your assets

Some prices, income and current values shown may be approximate. As a result, gains and losses may not be accurately reflected. See *Important information about your statement at the end of this document* for more information.

Cash

Cash and money balances

Holding	Opening balance on Dec 1 (\$)	Closing balance on Dec 31 (\$)	Price per share on Dec 31 (\$)	Average rate	Dividend/Interest period	Days in period
Cash	0 00	53,147 57				
RMA MONEY MKT PORTFOLIO	13,492 69	3,818 66	1 00	0 01%	Nov 23 to Dec 23	31
Total	\$13,492.69	\$56,966.23				

Equities

Common stock

Holding	Trade date	Number of shares	Purchase price per share (\$)	Cost basis (\$)	Price per share on Dec 31 (\$)	Value on Dec 31 (\$)	Unrealized gain or loss (\$)	Holding period
ABBOTT LABS								
Symbol: ABT Exchange NYSE								
EAI: \$800 Current yield: 2.96%	Dec 7, 09	500 000	53 720	26,965.25	53 990	26,995 00	29 75	ST
AT&T INC								
Symbol: T Exchange NYSE								
EAI: \$3,360 Current yield: 5.99%	Nov 16, 09	2,000 000	26.540	53,205 25	28 030	56,060 00	2,854 75	ST
CISCO SYSTEMS INC								
Symbol: CSCO Exchange: OTC	Dec 16, 09	1,000 000	23 418	23,523 62	23 940	23,940 00	416 38	ST
DEVON ENERGY CORP NEW								
Symbol: DVN Exchange NYSE								
EAI: \$640 Current yield: 0.87%	Dec 16, 09	1,000 000	67 966	68,071.25	73 500	73,500 00	5,428 75	ST
JOHNSON & JOHNSON COM								
Symbol: JNJ Exchange NYSE								
EAI: \$980 Current yield: 3 04%	Dec 7, 09	500 000	64.310	32,260 25	64 410	32,205 00	-55 25	ST
NORDIC AMERN TANKER SHIPPING LTD								
Symbol: NAT Exchange NYSE								
EAI: \$400 Current yield: 1 33%	Nov 18, 09	1,000 000	32 050	32,155 25	30 000	30,000 00	-2,155 25	ST

continued next page





Friendly account name: C/F
 Account number: CW 15851 07

Your assets › Equities › Common stock (continued)

Holding	Trade date	Number of shares	Purchase price per share (\$)	Cost basis (\$)	Price per share on Dec 31 (\$)	Value on Dec 31 (\$)	Unrealized gain or loss (\$)	Holding period
ORACLE CORP								
Symbol ORCL Exchange OTC								
EAI \$200 Current yield 0.82%	Dec 16, 09	1,000,000	23.125	23,230.25	24.530	24,530.00	1,299.75	ST
RAYMOND JAMES FINANCIAL CORP								
Symbol RJF Exchange NYSE								
EAI \$440 Current yield 1.85%	Dec 23, 09	1,000,000	24.168	24,273.25	23.770	23,770.00	-503.25	ST
WINDSTREAM CORP								
Symbol WIN Exchange OTC								
EAI \$3,000 Current yield .910%	Dec 23, 09	3,000,000	11.358	34,259.25	10.990	32,970.00	-1,289.25	ST
Total				\$317,943.62		\$323,970.00	\$6,026.38	

Total estimated annual income: \$9,820

Closed end mutual funds

Holding	Trade date	Number of shares	Purchase price per share (\$)	Cost basis (\$)	Price per share on Dec 31 (\$)	Value on Dec 31 (\$)	Unrealized gain or loss (\$)	Holding period
VANGUARD INTL EQUITY INDEX FD								
Symbol VWO Exchange NYSE								
EAI \$545 Current yield 1.33%	Dec 15, 09	1,000,000	41.068	41,173.33	41.000	41,000.00	-173.33	ST



Resource Management Account
December 2009

Account name: HARRIS E ZIP LONG
Friendly account name: C/F
Account number: CW 15851 07

Your Financial Advisor:
-GRASKA, DOUGLAS A
727-507-2540/800-727-0907

Your assets > **Equities** (continued)

Other equity investments

Cost basis and gains and losses have not been adjusted automatically for return of capital payments
Restricted security values are estimated for informational purposes. See *Important information about your statement* at the end of this document for additional information

Holding	Trade date	Number of shares	Purchase price per share (\$)	Cost basis (\$)	Price per share on Dec 31 (\$)	Value on Dec 31 (\$)	Unrealized gain or loss (\$)	Holding period
BOARDWALK PIPELINE PARTNERS LP								
UNITS REPSTNG LP INTERESTS								
Symbol BWP	Exchange NYSE							
EAI \$1,980	Current yield 6.59%	May 6, 09	1,000,000	21,570	21,675.25	30,030.00	8,354.75	ST
ENTERPRISE PRODUCTS PARTNER LP								
MLP								
Symbol EPD	Exchange: NYSE							
EAI \$3,536	Current yield 7.04%	Sep 18, 09	800,000	28,250	22,705.25	25,128.00	2,422.75	ST
		Nov 16, 09	800,000	29,540	23,737.25	25,128.00	1,390.75	ST
Security total		1,600,000		46,442.50		50,256.00	3,813.50	
NUSTAR ENERGY LP UNITS								
Symbol NS	Exchange: NYSE							
EAI \$2,130	Current yield 7.59%	Nov 10, 09	500,000	52,500	26,355.25	28,045.00	1,689.75	ST
Total				\$94,473.00		\$108,331.00	\$13,858.00	

Total estimated annual income: **\$7,646**





Friendly account name: CF
Account number: CW 15851 07

Your assets (continued)

Fixed income

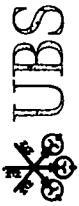
Corporate bonds and notes

Prices are obtained from independent quotation bureaus that use computerized valuation formulas to calculate current values. Actual market values may vary and thus gains/losses may not be accurately reflected. Cost basis has been adjusted for accreted original issue discount (OID) if you have made a tax

election to deduct the premium amortization on taxable debt securities, you may request that UBS adjust cost basis for the bond premium amortization

Holding	Trade date	Total face value at maturity (\$)	Purchase price (\$)	Cost basis (\$)	Price on Dec 31 (\$)	Value on Dec 31 (\$)	Unrealized gain or loss (\$)	Holding period
ENTERPRISE PRODUCTS								
CALL@MW+20BP								
RATE 04 950% MATURES 06/01/10								
ACCRUED INTEREST \$103.12								
CUSIP 293791AU3								
Moody Baa3 S&P BBB-								
EAI \$619 Current yield 4.88%	Feb 12, 09	25,000,000	101,739	25,440.00	101,362	25,340.50	-99.50	ST
WASTE MGMT INC								
MW +258P								
RATE 07 375% MATURES 08/01/10								
ACCRUED INTEREST \$768.23								
CUSIP 94106LAK5								
Moody Baa3 S&P BBB								
EAI \$1,844 Current yield 7.12%	Feb 19, 09	25,000,000	104,557	26,144.50	103,586	25,896.50	-248.00	ST
CONAGRA INC NTS MW+30BP								
RATE 07 875% MATURES 09/15/10								
ACCRUED INTEREST \$579.68								
CUSIP 205887AWZ								
Moody Baa2 S&P BBB								
EAI \$1,969 Current yield 7.52%	Feb 12, 09	25,000,000	107,073	26,773.50	104,683	26,170.75	-602.75	ST
KINDER MORGAN ENERGY								
MW+258P NTS								
RATE 07 500% MATURES 11/01/10								
ACCRUED INTEREST \$312.50								
CUSIP 494550AG1								
Moody Baa2 S&P BBB								
EAI \$1,875 Current yield 7.16%	Feb 23, 09	25,000,000	106,106	26,531.75	104,695	26,173.75	-358.00	ST

continued next page



Resource Management Account
December 2009

Account name: HARRIS E ZIP LONG
Friendly account name: C/F
Account number: CW 15851 07

Your Financial Advisor:
GRASKA, DOUGLAS A
727-507-2540/800-727-0907

Your assets • Fixed income • Corporate bonds and notes (continued)

Holding	Trade date	Total face value at maturity (\$)	Purchase price (\$)	Cost basis (\$)	Price on Dec 31 (\$)	Value on Dec 31 (\$)	Unrealized gain or loss (\$)	Holding period
COMCAST CORP NEW								
CALL@MMW+158P								
RATE 05 450% MATURES 11/15/10								
ACCRUED INTEREST \$174 09								
CUSIP 20030NAH4								
Moody: Baa1 S&P: BBB+								
EAI \$1,363 Current yield: 5.27%	Feb 25, 09	25,000,000	103 160	25,795 25	103 348	25,837 00	41 75	ST
VERIZON GLOBAL FDG CORP								
M-W +308P NTS								
RATE 07 250% MATURES 12/01/10								
ACCRUED INTEREST \$151 04								
CUSIP 92344GALO								
Moody: A3 S&P: A								
EAI \$1,813 Current yield: 6.86%	Feb 17, 09	25,000,000	107 041	26,765 50	105 678	26,419 50	-346 00	ST
AMERICAN EXPRESS CREDIT								
NTS								
RATE 05 000% MATURES 12/02/10								
ACCRUED INTEREST \$100 69								
CUSIP 0258M0BY4								
Moody: A2 S&P: BBB+								
EAI \$1,250 Current yield: 4.84%	Jan 28, 09	25,000,000	100 738	25,189 75	103 223	25,805 75	616 00	ST
BRITISH TELECOMMUNICTNS								
FOREIGN SECURITY								
RATE 08 625% MATURES 12/15/10								
. NTS								
ISIN US111021AD39								
Moody: Baa2 S&P: BBB								
EAI \$1,250 Current yield: 4.84%	Feb 03, 09	25,000,000	106 000	26,505 25	107 132	26,783 00	277 75	ST
DOW CHEMICAL CO								
LOBAL NOTES								
RATE 06 125% MATURES 02/01/11								
ACCRUED INTEREST \$638 02								
CUSIP 2605438L6								
Moody: Baa3 S&P: BBB-								
EAI \$1,531 Current yield: 5.88%	Jan 28, 09	25,000,000	99 750	24,942 75	104 247	26,061 75	1,119 00	ST

continued next page





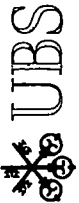
Friendly account name: CF
 Account number: CW 15851 07

Your assets - Fixed income - Corporate bonds and notes (continued)

Holding	Trade date	Total face value at maturity (\$)	Purchase price (\$)	Cost basis (\$)	Price on Dec. 31 (\$)	Value on Dec. 31 (\$)	Unrealized gain or loss (\$)	Holding period
HOME DEPOT INC MW+10BP								
NTS								
RATE 05 200% MATURES 03/01/11								
ACCRUED INTEREST \$866 66								
CUSIP 437076AN2								
Moody Baa1 S&P: BBB+								
EAI \$2.600 Current yield 5 01%	Jan 22, 09	50,000 000	102 175	51,092 75	103 768	51,884 00	791 25	ST
SUNTRUST BANK ATLANTA								
MED TRM NTS								
RATE 06 375% MATURES 04/01/11								
ACCRUED INTEREST \$796 87								
CUSIP 86787GAB8								
Moody A3 S&P: BBB+								
EAI \$3.188 Current yield 6 13%	May 19, 09	50,000 000	101 068	50,539 25	103 939	51,969 50	1,430 25	ST
ENERGY MISS INC								
CALL@MMW+30BP								
RATE 04 650% MATURES 05/01/11								
ACCRUED INTEREST \$387 50								
CUSIP 29364NAM0								
Moody Baa1 S&P A-								
EAI \$2.325 Current yield 4 50%	Jan 26, 09	50,000 000	100 171	50,090 75	103 294	51,647 00	1,556 25	ST
AMER EXPRESS CREDIT CORP								
NTS								
RATE 05 700% MATURES 09/15/11								
ACCRUED INTEREST \$1,040 56								
CUSIP 02586JAF3								
Moody A2 S&P: BBB+								
EAI \$3.534 Current yield 5 48%	Sep 10, 08	62,000 000	100 000	62,000 00	104 006	64,483 72	2,483 72	LT
Total		\$437,000.000		\$447,811.00		\$454,472.72	\$6,661.72	

Total accrued interest: \$5,918.96

Total estimated annual income: \$23,911



Resource Management Account
December 2009

Account name: HARRIS E ZIP LONG
Friendly account name: CF
Account number: CW 15851 07

Your Financial Advisor:
- GRASKA, DOUGLAŞ A
727-507-2540/800-727-0907

Your assets (continued)

Your total assets

Cash	Value on Dec 31 (\$)	Percentage of your account	Cost basis (\$)	Estimated annual income (\$)	Unrealized gain or loss (\$)
Cash and money balances	56,966.23	5.75%	56,966.23		
Common stock	323,970 00		317,943 62	9,820 00	6,026 38
Closed end mutual funds	41,000 00		41,173 33	545 00	-173 33
Other equity investments	108,331 00		94,473 00	7,646 00	13,858 00
Total equities	473,301.00	47.78%	453,589.95	18,011.00	19,711.05
Corporate bonds and notes	454,472.72		447,811 00	23,911 00	6,661 72
Total accrued interest	5,918 96				
Total fixed income	460,391.68	46.47%	447,811.00	23,911.00	6,661.72
Total	\$990,658.91	100.00%	\$958,367.18	\$41,922.00	\$26,372.77

Account activity this month

Date	Activity	Description	Amount (\$)
Dec 16	Deposit	NON-LOCAL CHECK	46 50
		Total deposits and other funds credited	\$46.50

Dividend and interest income

Date	Activity	Description	Amount (\$)
Dec 4	Foreign Dividend	NORDIC AMERN TANKER SHIPPING LTD PAID ON 1000	100 00
Dec 17	St Cap Gain	RMA MONEY MKT PORTFOLIO AS OF 12/16/09	4 19
Dec 21	Dividend	RMA MONEY MKT PORTFOLIO	0 23
Dec 30	Dividend	VANGUARD INTL EQUITY INDEX FD EMERGING MARKETS ETF PAID ON 1000	545 00
		Total taxable dividends	\$649.42
Dec 1	Interest	ENTERPRISE PRODUCTS 04 950% 060110 DTD060105 FC120105 CALL@MMW+208P PAID ON 25000	618 75
Dec 1	Interest	VERIZON GLOBAL FDG CORP 07 250% 120110 DTD060101 FC120101 M+W +308P NTS PAID ON 25000	906 25
Dec 2	Interest	AMERICAN EXPRESS CREDIT 05 000% 120210 DTD120205 FC060206 NTS PAID ON 25000	625 00

Taxable interest

continued next page



HARRIS E. "ZIP" LONG CHARITABLE FOUNDATION
59-3244546

Return of Organization Exempt from Income Tax - IRS Form 990
Calendar Year 2009

Part V-A - Current Officers, Directors, etc.

Frederick E. Fisher
1166 Lindenwood Dr.
Tarpon Springs, FL
President & Director

Paul Dunham
13577 Feather Sound
Clearwater, FL
Director

Shirley I. Long
150 Belleview Blvd. - # 207
Belleair, FL
Treasurer & Director

client of Bernard J. Lechner

Paul C Schmidt
207 Midway Isle
Clearwater, FL
Vice President & Director

Rev. Mike McGinnis
2299 Drew St.
Clearwater, FL
Director

Bernard J. Lechner
P. O. Box 5147
Clearwater, FL
Director

attorney/accountant for Shirley I. Long

John MacBain
2299 Drew St.
Clearwater, FL
Director

Kyle Kilian
1501 N. Belcher Road
Clearwater, FL
Secretary

Note: no compensation, contributions for benefits, or
expenses were paid to or for any
officer or director