



See a Social Security Number? Say Something!
Report Privacy Problems to <https://public.resource.org/privacy>
Or call the IRS Identity Theft Hotline at 1-800-908-4490



**Return of Private Foundation
or Section 4947(a)(1) Nonexempt Charitable Trust
Treated as a Private Foundation**

2009

Department of the Treasury
Internal Revenue Service


Note. The foundation may be able to use a copy of this return to satisfy state reporting requirements.

For calendar year **2009**, or tax year beginning , and ending

G Check all that apply: Initial return Initial return of a former public charity Final return
 Amended return Address change Name change

Use the IRS label. Otherwise, print or type. See Specific Instructions.	Name of foundation THE BBC FOUNDATION		A Employer identification number 58-1577719	
	Number and street (or P O box number if mail is not delivered to street address) Room/suite 2 W WESLEY ROAD, N. W. 10		B Telephone number 404-760-0400	
	City or town, state, and ZIP code ATLANTA, GA 30305		C If exemption application is pending, check here <input type="checkbox"/>	
H Check type of organization:	<input checked="" type="checkbox"/> Section 501(c)(3) exempt private foundation <input type="checkbox"/> Section 4947(a)(1) nonexempt charitable trust <input type="checkbox"/> Other taxable private foundation		D 1. Foreign organizations, check here <input type="checkbox"/> 2. Foreign organizations meeting the 85% test, check here and attach computation <input type="checkbox"/>	
I Fair market value of all assets at end of year (from Part II, col. (c), line 16) \$ 1,690,363.	J Accounting method: <input checked="" type="checkbox"/> Cash <input type="checkbox"/> Accrual <input type="checkbox"/> Other (specify) _____		E If private foundation status was terminated under section 507(b)(1)(A), check here <input type="checkbox"/>	
	(Part I, column (d) must be on cash basis)		F If the foundation is in a 60-month termination under section 507(b)(1)(B), check here <input type="checkbox"/>	

Part I Analysis of Revenue and Expenses <small>(The total of amounts in columns (b), (c), and (d) may not necessarily equal the amounts in column (a))</small>	(a) Revenue and expenses per books	(b) Net investment income	(c) Adjusted net income	(d) Disbursements for charitable purposes (cash basis only)
1 Contributions, gifts, grants, etc., received	0.		N/A	
2 Check <input checked="" type="checkbox"/> if the foundation is not required to attach Sch B				
3 Interest on savings and temporary cash investments	5,580.	5,580.		STATEMENT 1
4 Dividends and interest from securities	64,809.	64,809.		STATEMENT 2
5a Gross rents				
b Net rental income or (loss)				
6a Net gain or (loss) from sale of assets not on line 10	-214,128.			
b Gross sales price for all assets on line 6a 1,580,584.				
7 Capital gain net income (from Part IV, line 2)		0.		
8 Net short-term capital gain				
9 Income modifications				
10a Gross sales less returns and allowances				
b Less Cost of goods sold				
c Gross profit or (loss)				
11 Other income				
12 Total. Add lines 1 through 11	-143,739.	70,389.		
13 Compensation of officers, directors, trustees, etc	6,000.	0.		0.
14 Other employee salaries and wages				
15 Pension plans, employee benefits				
16a Legal fees				
b Accounting fees				
c Other professional fees STMT 3	11,809.	0.		0.
17 Interest				
18 Taxes STMT 4	577.	0.		0.
19 Depreciation and depletion				
20 Occupancy				
21 Travel, conferences, and meetings				
22 Printing and publications				
23 Other expenses STMT 5	3,445.	0.		0.
24 Total operating and administrative expenses. Add lines 13 through 23	21,831.	0.		0.
25 Contributions, gifts, grants paid	99,000.			99,000.
26 Total expenses and disbursements. Add lines 24 and 25	120,831.	0.		99,000.
27 Subtract line 26 from line 12:				
a Excess of revenue over expenses and disbursements	-264,570.			
b Net investment income (if negative, enter -0-)		70,389.		
c Adjusted net income (if negative, enter -0-)			N/A	



SCANNED MAY 12 2009
Operating and Administrative Expenses

P 25

Part II Balance Sheets <small>Attached schedules and amounts in the description column should be for end-of-year amounts only</small>		Beginning of year	End of year	
		(a) Book Value	(b) Book Value	(c) Fair Market Value
Assets	1 Cash - non-interest-bearing	5,008.	23,554.	23,554.
	2 Savings and temporary cash investments	194,000.	26,325.	26,325.
	3 Accounts receivable ▶ Less: allowance for doubtful accounts ▶			
	4 Pledges receivable ▶ Less: allowance for doubtful accounts ▶			
	5 Grants receivable			
	6 Receivables due from officers, directors, trustees, and other disqualified persons			
	7 Other notes and loans receivable ▶ Less: allowance for doubtful accounts ▶			
	8 Inventories for sale or use			
	9 Prepaid expenses and deferred charges			
	10a Investments - U.S. and state government obligations STMT 6	296,802.	100,000.	95,469.
	b Investments - corporate stock STMT 7	1,337,993.	758,233.	856,915.
	c Investments - corporate bonds			
	11 Investments - land, buildings, and equipment basis ▶ Less accumulated depreciation ▶			
	12 Investments - mortgage loans			
	13 Investments - other STMT 8	0.	668,872.	688,089.
14 Land, buildings, and equipment: basis ▶ Less accumulated depreciation ▶				
15 Other assets (describe ▶ _____)	7,751.	0.	11.	
16 Total assets (to be completed by all filers)	1,841,554.	1,576,984.	1,690,363.	
Liabilities	17 Accounts payable and accrued expenses			
	18 Grants payable			
	19 Deferred revenue			
	20 Loans from officers, directors, trustees, and other disqualified persons			
	21 Mortgages and other notes payable			
	22 Other liabilities (describe ▶ _____)			
23 Total liabilities (add lines 17 through 22)	0.	0.		
Net Assets or Fund Balances	Foundations that follow SFAS 117, check here ▶ <input type="checkbox"/> and complete lines 24 through 26 and lines 30 and 31.			
	24 Unrestricted			
	25 Temporarily restricted			
	26 Permanently restricted			
	Foundations that do not follow SFAS 117, check here ▶ <input checked="" type="checkbox"/> and complete lines 27 through 31.			
	27 Capital stock, trust principal, or current funds	1,841,554.	1,576,984.	
	28 Paid-in or capital surplus, or land, bldg., and equipment fund	0.	0.	
	29 Retained earnings, accumulated income, endowment, or other funds	0.	0.	
30 Total net assets or fund balances	1,841,554.	1,576,984.		
31 Total liabilities and net assets/fund balances	1,841,554.	1,576,984.		

Part III Analysis of Changes in Net Assets or Fund Balances

1 Total net assets or fund balances at beginning of year - Part II, column (a), line 30 (must agree with end-of-year figure reported on prior year's return)	1	1,841,554.
2 Enter amount from Part I, line 27a	2	-264,570.
3 Other increases not included in line 2 (itemize) ▶ _____	3	0.
4 Add lines 1, 2, and 3	4	1,576,984.
5 Decreases not included in line 2 (itemize) ▶ _____	5	0.
6 Total net assets or fund balances at end of year (line 4 minus line 5) - Part II, column (b), line 30	6	1,576,984.

Part IV Capital Gains and Losses for Tax on Investment Income

(a) List and describe the kind(s) of property sold (e.g., real estate, 2-story brick warehouse; or common stock, 200 shs. MLC Co.)	(b) How acquired P - Purchase D - Donation	(c) Date acquired (mo., day, yr.)	(d) Date sold (mo., day, yr.)
1a			
b SEE ATTACHED STATEMENT			
c			
d			
e			

(e) Gross sales price	(f) Depreciation allowed (or allowable)	(g) Cost or other basis plus expense of sale	(h) Gain or (loss) (e) plus (f) minus (g)
a			
b			
c			
d			
e			-214,128.

Complete only for assets showing gain in column (h) and owned by the foundation on 12/31/69			(l) Gains (Col. (h) gain minus col. (k), but not less than -0-) or Losses (from col. (h))
(i) F.M.V. as of 12/31/69	(j) Adjusted basis as of 12/31/69	(k) Excess of col. (i) over col. (j), if any	
a			
b			
c			
d			
e			-214,128.

2 Capital gain net income or (net capital loss)	{ If gain, also enter in Part I, line 7 If (loss), enter -0- in Part I, line 7	2	-214,128.
3 Net short-term capital gain or (loss) as defined in sections 1222(5) and (6): If gain, also enter in Part I, line 8, column (c). If (loss), enter -0- in Part I, line 8		3	N/A

Part V Qualification Under Section 4940(e) for Reduced Tax on Net Investment Income

(For optional use by domestic private foundations subject to the section 4940(a) tax on net investment income.)

If section 4940(d)(2) applies, leave this part blank.

Was the foundation liable for the section 4942 tax on the distributable amount of any year in the base period?

Yes No

If "Yes," the foundation does not qualify under section 4940(e). Do not complete this part.

1 Enter the appropriate amount in each column for each year; see instructions before making any entries.

(a) Base period years Calendar year (or tax year beginning in)	(b) Adjusted qualifying distributions	(c) Net value of noncharitable-use assets	(d) Distribution ratio (col. (b) divided by col. (c))
2008	108,853.	1,500,060.	.072566
2007	111,476.	2,240,962.	.049745
2006	99,408.	2,084,686.	.047685
2005	103,838.	1,989,562.	.052191
2004	116,283.	1,962,973.	.059238

2 Total of line 1, column (d)	2	.281425
3 Average distribution ratio for the 5-year base period - divide the total on line 2 by 5, or by the number of years the foundation has been in existence if less than 5 years	3	.056285
4 Enter the net value of noncharitable-use assets for 2009 from Part X, line 5	4	1,534,965.
5 Multiply line 4 by line 3	5	86,396.
6 Enter 1% of net investment income (1% of Part I, line 27b)	6	704.
7 Add lines 5 and 6	7	87,100.
8 Enter qualifying distributions from Part XII, line 4	8	99,000.

If line 8 is equal to or greater than line 7, check the box in Part VI, line 1b, and complete that part using a 1% tax rate. See the Part VI instructions.

Part VI Excise Tax Based on Investment Income (Section 4940(a), 4940(b), 4940(e), or 4948 - see instructions)

1a Exempt operating foundations described in section 4940(d)(2), check here <input type="checkbox"/> and enter "N/A" on line 1. Date of ruling or determination letter: _____ (attach copy of letter if necessary-see instructions)			
b Domestic foundations that meet the section 4940(e) requirements in Part V, check here <input checked="" type="checkbox"/> and enter 1% of Part I, line 27b		1	704.
c All other domestic foundations enter 2% of line 27b. Exempt foreign organizations enter 4% of Part I, line 12, col. (b)			
2 Tax under section 511 (domestic section 4947(a)(1) trusts and taxable foundations only. Others enter -0-)		2	0.
3 Add lines 1 and 2		3	704.
4 Subtitle A (income) tax (domestic section 4947(a)(1) trusts and taxable foundations only. Others enter -0-)		4	0.
5 Tax based on investment income Subtract line 4 from line 3. If zero or less, enter -0-		5	704.
6 Credits/Payments:			
a 2009 estimated tax payments and 2008 overpayment credited to 2009	6a		
b Exempt foreign organizations - tax withheld at source	6b		
c Tax paid with application for extension of time to file (Form 8868)	6c		
d Backup withholding erroneously withheld	6d		
7 Total credits and payments. Add lines 6a through 6d	7		0.
8 Enter any penalty for underpayment of estimated tax. Check here <input type="checkbox"/> if Form 2220 is attached	8		22.
9 Tax due. If the total of lines 5 and 8 is more than line 7, enter amount owed	9		726.
10 Overpayment. If line 7 is more than the total of lines 5 and 8, enter the amount overpaid	10		
11 Enter the amount of line 10 to be: Credited to 2010 estimated tax <input type="checkbox"/> Refunded <input type="checkbox"/>	11		

Part VII-A Statements Regarding Activities

	Yes	No
1a During the tax year, did the foundation attempt to influence any national, state, or local legislation or did it participate or intervene in any political campaign?		X
b Did it spend more than \$100 during the year (either directly or indirectly) for political purposes (see instructions for definition)? If the answer is "Yes" to 1a or 1b, attach a detailed description of the activities and copies of any materials published or distributed by the foundation in connection with the activities		X
c Did the foundation file Form 1120-POL for this year?		X
d Enter the amount (if any) of tax on political expenditures (section 4955) imposed during the year: (1) On the foundation. \$ 0. (2) On foundation managers. \$ 0.		
e Enter the reimbursement (if any) paid by the foundation during the year for political expenditure tax imposed on foundation managers. \$ 0.		
2 Has the foundation engaged in any activities that have not previously been reported to the IRS? If "Yes," attach a detailed description of the activities.		X
3 Has the foundation made any changes, not previously reported to the IRS, in its governing instrument, articles of incorporation, or bylaws, or other similar instruments? If "Yes," attach a conformed copy of the changes		X
4a Did the foundation have unrelated business gross income of \$1,000 or more during the year?		X
b If "Yes," has it filed a tax return on Form 990-T for this year?		
5 Was there a liquidation, termination, dissolution, or substantial contraction during the year? If "Yes," attach the statement required by General Instruction T.		X
6 Are the requirements of section 508(e) (relating to sections 4941 through 4945) satisfied either: • By language in the governing instrument, or • By state legislation that effectively amends the governing instrument so that no mandatory directions that conflict with the state law remain in the governing instrument?		X
7 Did the foundation have at least \$5,000 in assets at any time during the year? If "Yes," complete Part II, col. (c), and Part XV.	X	
8a Enter the states to which the foundation reports or with which it is registered (see instructions) <u>TN</u>		
b If the answer is "Yes" to line 7, has the foundation furnished a copy of Form 990-PF to the Attorney General (or designate) of each state as required by General Instruction G? If "No," attach explanation	X	
9 Is the foundation claiming status as a private operating foundation within the meaning of section 4942(j)(3) or 4942(j)(5) for calendar year 2009 or the taxable year beginning in 2009 (see instructions for Part XIV)? If "Yes," complete Part XIV		X
10 Did any persons become substantial contributors during the tax year? If "Yes," attach a schedule listing their names and addresses		X

N/A

Part VII-A Statements Regarding Activities (continued)

11	At any time during the year, did the foundation, directly or indirectly, own a controlled entity within the meaning of section 512(b)(13)? If "Yes," attach schedule (see instructions)			X
12	Did the foundation acquire a direct or indirect interest in any applicable insurance contract before August 17, 2008?			X
13	Did the foundation comply with the public inspection requirements for its annual returns and exemption application?			X
Website address N/A				
14	The books are in care of JOHN B. WARREN, JR., CPA Telephone no. 404 816 1436			
Located at 3715 NORTHSIDE PARKWAY 4-575, ATLANTA, GA ZIP+4 30327				
15	Section 4947(a)(1) nonexempt charitable trusts filing Form 990-PF in lieu of Form 1041 - Check here and enter the amount of tax-exempt interest received or accrued during the year		15	N/A

Part VII-B Statements Regarding Activities for Which Form 4720 May Be Required

File Form 4720 if any item is checked in the "Yes" column, unless an exception applies.

		Yes	No
1a	During the year did the foundation (either directly or indirectly):		
(1)	Engage in the sale or exchange, or leasing of property with a disqualified person? <input type="checkbox"/> Yes <input checked="" type="checkbox"/> No		
(2)	Borrow money from, lend money to, or otherwise extend credit to (or accept it from) a disqualified person? <input type="checkbox"/> Yes <input checked="" type="checkbox"/> No		
(3)	Furnish goods, services, or facilities to (or accept them from) a disqualified person? <input type="checkbox"/> Yes <input checked="" type="checkbox"/> No		
(4)	Pay compensation to, or pay or reimburse the expenses of, a disqualified person? <input type="checkbox"/> Yes <input checked="" type="checkbox"/> No		
(5)	Transfer any income or assets to a disqualified person (or make any of either available for the benefit or use of a disqualified person)? <input type="checkbox"/> Yes <input checked="" type="checkbox"/> No		
(6)	Agree to pay money or property to a government official? (Exception. Check "No" if the foundation agreed to make a grant to or to employ the official for a period after termination of government service, if terminating within 90 days.) <input type="checkbox"/> Yes <input checked="" type="checkbox"/> No		
b	If any answer is "Yes" to 1a(1)-(6), did any of the acts fail to qualify under the exceptions described in Regulations section 53.4941(d)-3 or in a current notice regarding disaster assistance (see page 20 of the instructions)? Organizations relying on a current notice regarding disaster assistance check here N/A	1b	
c	Did the foundation engage in a prior year in any of the acts described in 1a, other than excepted acts, that were not corrected before the first day of the tax year beginning in 2009?	1c	X
2	Taxes on failure to distribute income (section 4942) (does not apply for years the foundation was a private operating foundation defined in section 4942(j)(3) or 4942(j)(5)):		
a	At the end of tax year 2009, did the foundation have any undistributed income (lines 6d and 6e, Part XIII) for tax year(s) beginning before 2009? <input type="checkbox"/> Yes <input checked="" type="checkbox"/> No If "Yes," list the years _____, _____, _____		
b	Are there any years listed in 2a for which the foundation is not applying the provisions of section 4942(a)(2) (relating to incorrect valuation of assets) to the year's undistributed income? (If applying section 4942(a)(2) to all years listed, answer "No" and attach statement - see instructions.) N/A	2b	
c	If the provisions of section 4942(a)(2) are being applied to any of the years listed in 2a, list the years here. ▶ _____, _____, _____, _____		
3a	Did the foundation hold more than a 2% direct or indirect interest in any business enterprise at any time during the year? <input type="checkbox"/> Yes <input checked="" type="checkbox"/> No		
b	If "Yes," did it have excess business holdings in 2009 as a result of (1) any purchase by the foundation or disqualified persons after May 26, 1969; (2) the lapse of the 5-year period (or longer period approved by the Commissioner under section 4943(c)(7)) to dispose of holdings acquired by gift or bequest; or (3) the lapse of the 10-, 15-, or 20-year first phase holding period? (Use Schedule C, Form 4720, to determine if the foundation had excess business holdings in 2009) N/A	3b	
4a	Did the foundation invest during the year any amount in a manner that would jeopardize its charitable purposes?	4a	X
b	Did the foundation make any investment in a prior year (but after December 31, 1969) that could jeopardize its charitable purpose that had not been removed from jeopardy before the first day of the tax year beginning in 2009?	4b	X

Part VII-B Statements Regarding Activities for Which Form 4720 May Be Required (continued)

5a During the year did the foundation pay or incur any amount to:

(1) Carry on propaganda, or otherwise attempt to influence legislation (section 4945(e))? Yes No

(2) Influence the outcome of any specific public election (see section 4955); or to carry on, directly or indirectly, any voter registration drive? Yes No

(3) Provide a grant to an individual for travel, study, or other similar purposes? Yes No

(4) Provide a grant to an organization other than a charitable, etc., organization described in section 509(a)(1), (2), or (3), or section 4940(d)(2)? Yes No

(5) Provide for any purpose other than religious, charitable, scientific, literary, or educational purposes, or for the prevention of cruelty to children or animals? Yes No

b If any answer is "Yes" to 5a(1)-(5), did any of the transactions fail to qualify under the exceptions described in Regulations section 53.4945 or in a current notice regarding disaster assistance (see instructions)? **N/A** **5b**

Organizations relying on a current notice regarding disaster assistance check here

c If the answer is "Yes" to question 5a(4), does the foundation claim exemption from the tax because it maintained expenditure responsibility for the grant? **N/A** Yes No

If "Yes," attach the statement required by Regulations section 53.4945-5(d).

6a Did the foundation, during the year, receive any funds, directly or indirectly, to pay premiums on a personal benefit contract? Yes No

b Did the foundation, during the year, pay premiums, directly or indirectly, on a personal benefit contract? **6b** Yes No **X**

If "Yes" to 6b, file Form 8870.

7a At any time during the tax year, was the foundation a party to a prohibited tax shelter transaction? Yes No

b If yes, did the foundation receive any proceeds or have any net income attributable to the transaction? **7b** Yes No **N/A**

Part VIII Information About Officers, Directors, Trustees, Foundation Managers, Highly Paid Employees, and Contractors

1 List all officers, directors, trustees, foundation managers and their compensation.

(a) Name and address	(b) Title, and average hours per week devoted to position	(c) Compensation (If not paid, enter -0-)	(d) Contributions to employee benefit plans and deferred compensation	(e) Expense account, other allowances
SEE STATEMENT 9		6,000.	0.	0.

2 Compensation of five highest-paid employees (other than those included on line 1). If none, enter "NONE."

(a) Name and address of each employee paid more than \$50,000	(b) Title, and average hours per week devoted to position	(c) Compensation	(d) Contributions to employee benefit plans and deferred compensation	(e) Expense account, other allowances
NONE				

Total number of other employees paid over \$50,000 0

Part VIII Information About Officers, Directors, Trustees, Foundation Managers, Highly Paid Employees, and Contractors (continued)

3 Five highest-paid independent contractors for professional services. If none, enter "NONE."

(a) Name and address of each person paid more than \$50,000	(b) Type of service	(c) Compensation
NONE		

Total number of others receiving over \$50,000 for professional services ▶ 0

Part IX-A Summary of Direct Charitable Activities

List the foundation's four largest direct charitable activities during the tax year. Include relevant statistical information such as the number of organizations and other beneficiaries served, conferences convened, research papers produced, etc.

	Expenses
1 N/A	
2	
3	
4	

Part IX-B Summary of Program-Related Investments

Describe the two largest program-related investments made by the foundation during the tax year on lines 1 and 2.

	Amount
1 N/A	
2	
3 All other program-related investments. See instructions.	
Total. Add lines 1 through 3 ▶	0.

Part X Minimum Investment Return (All domestic foundations must complete this part. Foreign foundations, see instructions.)

1	Fair market value of assets not used (or held for use) directly in carrying out charitable, etc., purposes:		
a	Average monthly fair market value of securities	1a	1,537,348.
b	Average of monthly cash balances	1b	20,992.
c	Fair market value of all other assets	1c	
d	Total (add lines 1a, b, and c)	1d	1,558,340.
e	Reduction claimed for blockage or other factors reported on lines 1a and 1c (attach detailed explanation)	1e	0.
2	Acquisition indebtedness applicable to line 1 assets	2	0.
3	Subtract line 2 from line 1d	3	1,558,340.
4	Cash deemed held for charitable activities. Enter 1 1/2% of line 3 (for greater amount, see instructions)	4	23,375.
5	Net value of noncharitable-use assets. Subtract line 4 from line 3. Enter here and on Part V, line 4	5	1,534,965.
6	Minimum investment return. Enter 5% of line 5	6	76,748.

Part XI Distributable Amount (see instructions) (Section 4942(j)(3) and (j)(5) private operating foundations and certain foreign organizations check here and do not complete this part.)

1	Minimum investment return from Part X, line 6	1	76,748.
2a	Tax on investment income for 2009 from Part VI, line 5	2a	704.
b	Income tax for 2009. (This does not include the tax from Part VI.)	2b	
c	Add lines 2a and 2b	2c	704.
3	Distributable amount before adjustments. Subtract line 2c from line 1	3	76,044.
4	Recoveries of amounts treated as qualifying distributions	4	0.
5	Add lines 3 and 4	5	76,044.
6	Deduction from distributable amount (see instructions)	6	0.
7	Distributable amount as adjusted. Subtract line 6 from line 5. Enter here and on Part XIII, line 1	7	76,044.

Part XII Qualifying Distributions (see instructions)

1	Amounts paid (including administrative expenses) to accomplish charitable, etc., purposes:		
a	Expenses, contributions, gifts, etc. - total from Part I, column (d), line 26	1a	99,000.
b	Program-related investments - total from Part IX-B	1b	0.
2	Amounts paid to acquire assets used (or held for use) directly in carrying out charitable, etc., purposes	2	
3	Amounts set aside for specific charitable projects that satisfy the:		
a	Suitability test (prior IRS approval required)	3a	
b	Cash distribution test (attach the required schedule)	3b	
4	Qualifying distributions. Add lines 1a through 3b. Enter here and on Part V, line 8, and Part XIII, line 4	4	99,000.
5	Foundations that qualify under section 4940(e) for the reduced rate of tax on net investment income. Enter 1% of Part I, line 27b	5	704.
6	Adjusted qualifying distributions. Subtract line 5 from line 4	6	98,296.

Note. The amount on line 6 will be used in Part V, column (b), in subsequent years when calculating whether the foundation qualifies for the section 4940(e) reduction of tax in those years.

Part XIII Undistributed Income (see instructions)

	(a) Corpus	(b) Years prior to 2008	(c) 2008	(d) 2009
1 Distributable amount for 2009 from Part XI, line 7				76,044.
2 Undistributed income, if any, as of the end of 2009				
a Enter amount for 2008 only			1,751.	
b Total for prior years:		0.		
3 Excess distributions carryover, if any, to 2009:				
a From 2004				
b From 2005	12,058.			
c From 2006	10,612.			
d From 2007	-1,422.			
e From 2008	1,751.			
f Total of lines 3a through e	22,999.			
4 Qualifying distributions for 2009 from Part XII, line 4: ▶ \$ 99,000.				
a Applied to 2008, but not more than line 2a			1,751.	
b Applied to undistributed income of prior years (Election required - see instructions)		0.		
c Treated as distributions out of corpus (Election required - see instructions)	0.			
d Applied to 2009 distributable amount				76,044.
e Remaining amount distributed out of corpus	21,205.			
5 Excess distributions carryover applied to 2009 (If an amount appears in column (d), the same amount must be shown in column (a))	0.			0.
6 Enter the net total of each column as indicated below:	44,204.			
a Corpus Add lines 3f, 4c, and 4e Subtract line 5				
b Prior years' undistributed income. Subtract line 4b from line 2b		0.		
c Enter the amount of prior years' undistributed income for which a notice of deficiency has been issued, or on which the section 4942(a) tax has been previously assessed		0.		
d Subtract line 6c from line 6b. Taxable amount - see instructions		0.		
e Undistributed income for 2008. Subtract line 4a from line 2a. Taxable amount - see instr.			0.	
f Undistributed income for 2009. Subtract lines 4d and 5 from line 1. This amount must be distributed in 2010				0.
7 Amounts treated as distributions out of corpus to satisfy requirements imposed by section 170(b)(1)(F) or 4942(g)(3)	0.			
8 Excess distributions carryover from 2004 not applied on line 5 or line 7	0.			
9 Excess distributions carryover to 2010. Subtract lines 7 and 8 from line 6a	44,204.			
10 Analysis of line 9:				
a Excess from 2005	12,058.			
b Excess from 2006	10,612.			
c Excess from 2007	-1,422.			
d Excess from 2008	1,751.			
e Excess from 2009	21,205.			

Part XIV Private Operating Foundations (see instructions and Part VII-A, question 9) N/A

1 a If the foundation has received a ruling or determination letter that it is a private operating foundation, and the ruling is effective for 2009, enter the date of the ruling ▶

b Check box to indicate whether the foundation is a private operating foundation described in section 4942(j)(3) or 4942(j)(5)

	Tax year				(e) Total
	(a) 2009	(b) 2008	(c) 2007	(d) 2006	
2 a Enter the lesser of the adjusted net income from Part I or the minimum investment return from Part X for each year listed					
b 85% of line 2a					
c Qualifying distributions from Part XII, line 4 for each year listed					
d Amounts included in line 2c not used directly for active conduct of exempt activities					
e Qualifying distributions made directly for active conduct of exempt activities. Subtract line 2d from line 2c					
3 Complete 3a, b, or c for the alternative test relied upon:					
a "Assets" alternative test - enter:					
(1) Value of all assets					
(2) Value of assets qualifying under section 4942(j)(3)(B)(i)					
b "Endowment" alternative test - enter 2/3 of minimum investment return shown in Part X, line 6 for each year listed					
c "Support" alternative test - enter:					
(1) Total support other than gross investment income (interest, dividends, rents, payments on securities loans (section 512(a)(5)), or royalties)					
(2) Support from general public and 5 or more exempt organizations as provided in section 4942(j)(3)(B)(iii)					
(3) Largest amount of support from an exempt organization					
(4) Gross investment income					

Part XV Supplementary Information (Complete this part only if the foundation had \$5,000 or more in assets at any time during the year-see the instructions.)

1 Information Regarding Foundation Managers:

a List any managers of the foundation who have contributed more than 2% of the total contributions received by the foundation before the close of any tax year (but only if they have contributed more than \$5,000). (See section 507(d)(2).)

NONE

b List any managers of the foundation who own 10% or more of the stock of a corporation (or an equally large portion of the ownership of a partnership or other entity) of which the foundation has a 10% or greater interest.

NONE

2 Information Regarding Contribution, Grant, Gift, Loan, Scholarship, etc., Programs:

Check here if the foundation only makes contributions to preselected charitable organizations and does not accept unsolicited requests for funds. If the foundation makes gifts, grants, etc. (see instructions) to individuals or organizations under other conditions, complete items 2a, b, c, and d.

a The name, address, and telephone number of the person to whom applications should be addressed:

b The form in which applications should be submitted and information and materials they should include:

c Any submission deadlines:

d Any restrictions or limitations on awards, such as by geographical areas, charitable fields, kinds of institutions, or other factors:

Part XV Supplementary Information (continued)

3 Grants and Contributions Paid During the Year or Approved for Future Payment

Recipient Name and address (home or business)	If recipient is an individual, show any relationship to any foundation manager or substantial contributor	Foundation status of recipient	Purpose of grant or contribution	Amount
<p><i>a</i> Paid during the year SEE ATTACHED - ALL PUBLIC CHARITIES WITH NO RELATIONSHIP TO BBC FOUNDATION</p>				99,000.
Total				▶ 3a 99,000.
<p><i>b</i> Approved for future payment NONE</p>				
Total				▶ 3b 0.



UBS Financial Services Inc
 1 UNION SQUARE, SUITE 100
 KRYSTAL BLDG
 CHATTANOOGA TN 37402-2530

CPZ2002527047 1209 X15 CC 0

2009 Year End Summary

Account name: BBC FOUNDATION

Friendly account name: #29920 Marsico

Account number: CC 29164 01

Your Financial Advisor:

RMJ GROUP

Phone 423-267-1813/800-669 2723

BBC FOUNDATION
 428 MCCALLIE AVENUE
 CHATTANOOGA TN 37402-2009

Summary of gains and losses

	Amount (\$)
Short term	1,970 00
Long term	-289 02
Total	\$1,680.98

Realized gains and losses

Estimated 2009 gains and losses for transactions with trade dates through 12/31/09 have been incorporated into this statement. To calculate gains and losses, we liquidate the oldest security lot first. This is known as the first-in, first-out or FIFO accounting method. We use this method unless you specified which tax lot to close when you placed your order. This is known as a versus purchases or VSP order. See important information about your statement on the last page of this statement for more information.

Short-term capital gains and losses

Security description	Method	Quantity or face value (\$)	Purchase date	Sale date	Sale amount (\$)	Purchase amount (\$)	Loss (\$)	Gain (\$)	Net gain or loss (\$)
ABB LTD SPON ADR	FIFO	22 000	Dec 18, 08	Feb 18, 09	267 85	323 52	-55 67		
	FIFO	22 000	Dec 29, 08	Feb 18, 09	267 85	321 99	-54 14		
ABBOTT LABS	FIFO	5 000	Jan 23, 09	Aug 04, 09	223 89	264 12	-40 23		

continued next page



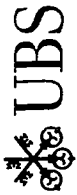
Friendly account name: #29920 Marsico
Account number: CC 29164 01

Realized gains and losses (continued)

Short-term capital gains and losses (continued)

Security description	Method	Quantity or face value (\$)	Purchase date	Sale date	Sale amount (\$)	Purchase amount (\$)	Loss (\$)	Gain (\$)	Net gain or loss (\$)
AMAZON COM INC	FIFO	6 000	Jan 28, 09	Aug 04, 09	268 67	326 86	-58 19		
	FIFO	12 000	Jan 30, 09	Aug 04, 09	537 34	664 47	-127 13		
	FIFO	11 000	Feb 09, 09	Aug 04, 09	492 57	628 59	-136 02		
	FIFO	11 000	Feb 19, 09	Aug 04, 09	492 57	599 33	-106 76		
	FIFO	9 000	Jul 10, 09	Aug 04, 09	786 93	699 19		87 74	
	FIFO	10 000	Jan 08, 09	Jan 30, 09	587 26	567 45		19 81	
AMER EXPRESS CO	FIFO	26 000	May 06, 09	Aug 04, 09	743 06	694 92		48 14	
APPLE INC	FIFO	2 000	Mar 13, 09	Aug 04, 09	330 05	192 35		137 70	
	FIFO	7 000	Apr 02, 09	Aug 04, 09	1,155 18	794 29		360 89	
	FIFO	6 000	Apr 02, 09	Aug 04, 09	990 15	668 48		321 67	
BANK OF NEW YORK MELLON CORP	FIFO	21 000	Apr 14, 09	Aug 04, 09	587 77	656 64	-68 87		
	FIFO	15 000	Apr 21, 09	Aug 04, 09	419 84	412 26		7 58	
BHP BILLITON PLC NEW SPON ADR	FIFO	15 000	Mar 12, 09	Aug 04, 09	814 78	535 51		279 27	
	FIFO	16 000	Mar 13, 09	Aug 04, 09	869 10	612 88		256 22	
	FIFO	5 000	Apr 02, 09	Aug 04, 09	271 59	216 71		54 88	
	FIFO	4 000	Apr 21, 09	Aug 04, 09	217 27	162 42		54 85	
	FIFO	8 000	Apr 23, 09	Aug 04, 09	434 55	329 05		105 50	
	FIFO	6 000	May 06, 09	Aug 04, 09	325 91	282 50		43 41	
	FIFO	6 000	Aug 06, 08	Aug 04, 09	297 59	393 98	-96 39		
COSTCO WHOLESALE CORP	FIFO	30 000	Jan 08, 09	Aug 04, 09	1,049 97	877 00		172 97	
CVS CAREMARK CORP	FIFO	9 000	Dec 09, 08	Mar 10, 09	242 98	347 65	-104 67		
DEERE AND CO	FIFO	8 000	Dec 10, 08	Mar 10, 09	215 98	298 81	-82 83		
DEVON ENERGY CORP NEW	FIFO	5 000	Oct 22, 08	Feb 24, 09	232 00	354 34	-122 34		
DIRECTV GROUP INC	FIFO	14 000	Jun 30, 09	Aug 04, 09	366 51	346 63		19 88	
MERGER EFF 11/09	FIFO	14 000	Jul 01, 09	Aug 04, 09	366 51	348 50		18 01	
DOW CHEMICAL	FIFO	41 000	Jun 09, 09	Aug 04, 09	911 41	719 80		191 61	
	FIFO	25 000	Jul 07, 09	Aug 04, 09	555 73	370 54		185 19	
	FIFO	24 000	Jul 08, 09	Aug 04, 09	533 51	359 63		173 88	
	FIFO	42 000	Jul 30, 09	Aug 04, 09	933 63	906 32		27 31	

continued next page



Investment Account

Account name: BBC FOUNDATION
 Friendly account name: #29920 Marsico
 Account number: CC 29164 01

Your Financial Advisor:
 RMJ GROUP
 423-267-1813/800-669-2723

Realized gains and losses (continued)

Short-term capital gains and losses (continued)

Security description	Method	Quantity or face value (\$)	Purchase date	Sale date	Sale amount (\$)	Purchase amount (\$)	Loss (\$)	Gain (\$)	Net gain or loss (\$)
EOG RESOURCES INC	FIFO	9 000	May 07, 09	Aug 04, 09	682 99	680 53		2 46	
GENL DYNAMICS CORP	FIFO	11 000	Jan 09, 09	Aug 04, 09	615 10	638 47	-23 37		
GENZYME CORP GEN DIV	FIFO	5 000	Jan 29, 09	Aug 03, 09	249 78	348 56	-98 78		
	FIFO	4 000	Jan 30, 09	Aug 03, 09	199 82	276 45	-76 63		
GILEAD SCIENCES INC	FIFO	10 000	Dec 22, 08	Aug 04, 09	489 08	500 30	-11 22		
	FIFO	6 000	Dec 23, 08	Aug 04, 09	293 45	303 18	-9 73		
	FIFO	3 000	Dec 23, 08	Aug 04, 09	146 73	151 28	-4 55		
	FIFO	6 000	Jan 28, 09	Aug 04, 09	293 45	301 74	-8 29		
GOLDMAN SACHS GROUP INC	FIFO	8 000	Sep 19, 08	Aug 04, 09	1,305 97	1,060 19		245 78	
	FIFO	6 000	Nov 25, 08	Aug 04, 09	979 47	422 82		556 65	
	FIFO	18 000	Mar 25, 09	Aug 04, 09	2,938 42	1,991 62		946 80	
	FIFO	12 000	Apr 14, 09	Aug 04, 09	1,958 95	1,478 39		480 56	
GOOGLE INC CL A	FIFO	4 000	Oct 30, 08	Aug 04, 09	1,799 95	1,447 22		352 73	
	FIFO	1 000	Oct 31, 08	Aug 04, 09	449 99	358 23		91 76	
	FIFO	2 000	Jan 29, 09	Aug 04, 09	899 98	683 22		216 76	
	FIFO	3 000	Feb 09, 09	Aug 04, 09	1,349 97	1,136 55		213 42	
	FIFO	2 000	Feb 18, 09	Aug 04, 09	899 98	700 00		199 98	
HESS CORP	FIFO	11 000	May 20, 08	Feb 24, 09	575 27	1,468 62	-893 35		
	FIFO	6 000	May 21, 08	Feb 24, 09	313 79	796 88	-483 09		
	FIFO	11 000	Mar 19, 08	Feb 18, 09	569 01	1,024 20	-455 19		
	FIFO	4 000	May 20, 08	Feb 18, 09	206 91	534 04	-327 13		
INTEL CORP	FIFO	58 000	Jul 16, 09	Aug 04, 09	1,113 57	1,064 60		48 97	
	FIFO	19 000	Jul 17, 09	Aug 04, 09	364 79	349 23		15 56	
	FIFO	38 000	Jul 17, 09	Aug 04, 09	729 58	705 31		24 27	
	FIFO	38 000	Jul 20, 09	Aug 04, 09	729 58	708 53		21 05	
INTL BUSINESS MACH	FIFO	13 000	Jan 30, 09	Aug 04, 09	1,550 21	1,206 84		343 37	
	FIFO	4 000	Feb 09, 09	Aug 04, 09	476 99	385 37		91 62	
	FIFO	6 000	Apr 02, 09	Aug 04, 09	715 48	604 89		110 59	
	FIFO	14 000	Apr 02, 09	Aug 04, 09	1,669 45	1,402 27		267 18	
JOHNSON & JOHNSON COM	FIFO	26 000	Nov 07, 08	Apr 29, 09	1,315 32	1,546 72	-231 40		
	FIFO	11 000	Nov 07, 08	Apr 28, 09	557 09	654 38	-97 29		

continued next page



Friendly account name: #29920 Marsico
Account number: CC 29164 01

Realized gains and losses (continued)

Short-term capital gains and losses (continued)

Security description	Method	Quantity or face value (\$)	Purchase date	Sale date	Sale amount (\$)	Purchase amount (\$)	Loss (\$)	Gain (\$)	Net gain or loss (\$)
JPMORGAN CHASE & CO	FIFO	10 000	Nov 07, 08	Apr 27, 09	508 82	594 89	-86 07		
	FIFO	11 000	Mar 13, 09	Aug 04, 09	431 08	258 26		172 82	
	FIFO	23 000	Mar 19, 09	Aug 04, 09	901 35	578 61		322 74	
	FIFO	42 000	Mar 23, 09	Aug 04, 09	1,645 94	1,160 16		485 78	
	FIFO	21 000	Mar 24, 09	Aug 04, 09	822 97	598 30		224 67	
	FIFO	25 000	Mar 25, 09	Aug 04, 09	979 72	679 46		300 26	
	FIFO	32 000	Apr 01, 09	Aug 04, 09	1,254 05	898 21		355 84	
	FIFO	14 000	Apr 13, 09	Aug 04, 09	548 65	448 16		100 49	
	FIFO	10 000	Jul 13, 09	Aug 04, 09	391 89	340 92		50 97	
	FIFO	14 000	Mar 13, 09	May 11, 09	526 11	328 70		197 41	
JUNIPER NETWORKS INC	FIFO	29 000	Jul 01, 09	Aug 04, 09	754 56	709 44		45 12	
	FIFO	14 000	Jul 07, 09	Aug 04, 09	364 27	335 13		29 14	
	FIFO	14 000	Jul 08, 09	Aug 04, 09	364 27	316 90		47 37	
LOCKHEED MARTIN CORP	FIFO	11 000	Sep 19, 08	Aug 04, 09	828 17	1,219 95	-391 78		
MASTERCARD INC CL A	FIFO	6 000	Oct 09, 08	Aug 04, 09	1,187 97	937 09		250 88	
	FIFO	2 000	Jan 28, 09	Aug 04, 09	395 99	267 84		128 15	
MONSANTO CO NEW	FIFO	6 000	Oct 09, 08	Aug 04, 09	513 23	480 07		33 16	
	FIFO	10 000	Jan 28, 09	Aug 04, 09	855 38	797 12		58 26	
NIKE INC CL B	FIFO	5 000	Nov 26, 08	Aug 04, 09	283 34	259 30		24 04	
	FIFO	5 000	Nov 26, 08	Aug 04, 09	283 34	264 83		18 51	
	FIFO	9 000	Dec 08, 08	Aug 04, 09	510 02	509 67		0 35	
	FIFO	10 000	Dec 09, 08	Aug 04, 09	566 69	538 11		28 58	
NORFOLK STHN CORP	FIFO	2 000	Sep 29, 08	Aug 04, 09	88 22	132 04	-43 82		
	FIFO	5 000	Oct 23, 08	Aug 04, 09	220 54	268 28	-47 74		
	FIFO	10 000	Jan 08, 09	Aug 04, 09	441 09	474 87	-33 78		
	FIFO	11 000	Jan 09, 09	Aug 04, 09	485 20	510 92	-25 72		
NRG ENERGY INC NEW	FIFO	29 000	Jul 13, 09	Aug 04, 09	827 63	665 85		161 78	
ORACLE CORP	FIFO	17 000	Oct 30, 08	Mar 05, 09	252 88	314 22	-61 34		
	FIFO	20 000	Oct 31, 08	Mar 05, 09	297 50	367 66	-70 16		
	FIFO	22 000	Oct 30, 08	Feb 02, 09	368 87	406 64	-37 77		
PETROLEO BRASILEIRO SA SPON ADR	FIFO	49 000	Oct 14, 08	Aug 04, 09	2,106 45	1,590 46		515 99	

continued next page



Investment Account

Account name: BBC FOUNDATION
 Friendly account name: #29920 Marsico
 Account number: CC 29164 01

Your Financial Advisor:
 RMJ GROUP
 423-267-1813/800-669-2723

Realized gains and losses (continued)

Short-term capital gains and losses (continued)

Security description	Method	Quantity or face value (\$)	Purchase date	Sale date	Sale amount (\$)	Purchase amount (\$)	Loss (\$)	Gain (\$)	Net gain or loss (\$)
POTASH CORP SASK INC CANADA	FIFO	11 000	Jan 29, 09	Aug 04, 09	472 88	290 71		182 17	
	FIFO	11 000	Jan 30, 09	Aug 04, 09	472 88	294 98		177 90	
	FIFO	2 000	Apr 13, 09	Aug 04, 09	85 98	71 68		14 30	
	FIFO	18 000	May 04, 09	Aug 04, 09	773 80	671 31		102 49	
	FIFO	19 000	May 06, 09	Aug 04, 09	816 79	738 17		78 62	
QUALCOMM INC	FIFO	1 000	Mar 09, 09	Aug 04, 09	95 63	68 90		26 73	
	FIFO	7 000	Mar 10, 09	Aug 04, 09	669 39	508 03		161 36	
	FIFO	1 000	May 19, 09	Aug 04, 09	95 63	113 97	-18.34		
	FIFO	6 000	May 26, 09	Aug 04, 09	573 76	680 79	-107 03		
	FIFO	1 000	Feb 10, 09	Aug 03, 09	95 39	87 71		7 68	
	FIFO	8 000	Mar 09, 09	Aug 03, 09	763 14	551 21		211 93	
	FIFO	6 000	Feb 10, 09	Jul 31, 09	557 91	526 23		31 68	
	FIFO	11 000	Aug 08, 08	Aug 04, 09	513 58	608 33	-94 75		
	FIFO	4 000	Oct 30, 08	Aug 04, 09	186 76	157 70		29 06	
	FIFO	14 000	Oct 31, 08	Aug 04, 09	653 64	542 16		111 48	
ROCHE HLDG LTD SPONS ADR SWITZ ADR	FIFO	28 000	Apr 02, 09	Aug 04, 09	1,307 29	1,157 97		149 32	
	FIFO	6 000	Mar 20, 09	Apr 27, 09	189 36	194 33	-4 97		
	FIFO	18 000	Mar 12, 09	Apr 23, 09	505 04	546 20	-41 16		
	FIFO	5 000	Mar 12, 09	Apr 23, 09	140 29	152 11	-11 82		
SCHERING PLOUGH CORP **MERGER EFF 11/09**	FIFO	27 000	Mar 20, 09	Apr 23, 09	757 56	874 49	-116 93		
	FIFO	8 000	Dec 03, 08	Apr 23, 09	173 03	127 18		45 85	
	FIFO	23 000	Dec 03, 08	Apr 23, 09	497 48	362 41		135 07	
	FIFO	1 000	Dec 03, 08	Apr 23, 09	21 79	15 76		6 03	
	FIFO	40 000	Dec 09, 08	Apr 23, 09	871 75	639 86		231 89	
	FIFO	4 000	Dec 10, 08	Apr 23, 09	87 18	62 60		24 58	
	FIFO	24 000	Dec 03, 08	Apr 22, 09	519 30	381 53		137 77	
	FIFO	15 000	Dec 02, 08	Apr 21, 09	331 96	238 64		93 32	
	FIFO	7 000	Dec 03, 08	Apr 21, 09	154 92	111 28		43 64	

continued next page



Friendly account name: #29920 Marsico
Account number: CC 29164 01

Realized gains and losses (continued)

Short-term capital gains and losses (continued)

Security description	Method	Quantity or face value (\$)	Purchase date	Sale date	Sale amount (\$)	Purchase amount (\$)	Loss (\$)	Gain (\$)	Net gain or loss (\$)
SCHLUMBERGER LTD									
NETHERLANDS ANTILLES	FIFO	2 000	Oct 09, 08	Feb 17, 09	78 46	121 10	-42 64		
	FIFO	15 000	Oct 09, 08	Feb 17, 09	580 42	908 25	-327 83		
	FIFO	9 000	Oct 13, 08	Feb 17, 09	348 25	583 69	-235 44		
STARWOOD HOTELS & RESORTS WORLDWIDE INC NEW									
	FIFO	15 000	Oct 20, 08	Aug 04, 09	367 49	312 10		55 39	
	FIFO	20 000	Oct 21, 08	Aug 04, 09	489 98	429 34		60 64	
TAIWAN SEMICONDUCTOR MFG CO LTD ADR									
	FIFO	70 000	Apr 17, 09	Aug 04, 09	738 48	672 05		66 43	
	FIFO	55 000	May 05, 09	Aug 04, 09	580 23	609 32	-29 09		
	FIFO	2 000	Aug 27, 08	Mar 03, 09	51 88	104 00	-52 12		
	FIFO	40 000	Oct 16, 08	Mar 03, 09	1,037 57	1,511 06	-473 49		
	FIFO	5 000	Aug 21, 08	Feb 24, 09	142 26	251 91	-109 65		
	FIFO	10 000	Aug 26, 08	Feb 24, 09	284 52	520 67	-236 15		
	FIFO	4 000	Aug 27, 08	Feb 24, 09	113 81	208 00	-94 19		
	FIFO	14 000	Aug 21, 08	Feb 02, 09	421 03	705 35	-284 32		
TRANSOCEAN LTD									
	FIFO	22 000	Oct 10, 08	Aug 04, 09	1,787 23	1,461 99		325 24	
	FIFO	11 000	Feb 09, 09	Aug 04, 09	893 62	668 19		225 43	
	FIFO	2 000	Feb 09, 09	Aug 04, 09	162 48	122 96		39 52	
	FIFO	18 000	Feb 10, 09	Aug 04, 09	1,462 28	1,058 16		404 12	
UNITED STATES STEEL CORP NEW									
	FIFO	13 000	Apr 17, 09	Jun 12, 09	518 26	381 17		137 09	
	FIFO	12 000	May 01, 09	Jun 12, 09	478 40	326 38		152 02	
UNITEDHEALTH GROUP INC									
	FIFO	6 000	Feb 02, 09	Mar 05, 09	97 86	174 92	-77 06		
	FIFO	11 000	Feb 04, 09	Mar 05, 09	179 42	324 06	-144 64		
	FIFO	12 000	Feb 06, 09	Mar 05, 09	195 73	346 72	-150 99		
	FIFO	19 000	Feb 18, 09	Mar 05, 09	331 55	535 15	-203 60		
	FIFO	2 000	Feb 18, 09	Mar 05, 09	32 62	56 33	-23 71		
	FIFO	21 000	Feb 19, 09	Mar 05, 09	366 46	602 03	-235 57		
	FIFO	10 000	Jan 28, 09	Mar 04, 09	179 99	299 46	-119 47		
	FIFO	5 000	Feb 02, 09	Mar 04, 09	90 00	145 77	-55 77		

continued next page



Investment Account

Account name: BBC FOUNDATION
 Friendly account name: #29920 Marsico
 Account number: CC 29164 01

Your Financial Advisor:
 RMJ GROUP
 423-267-1813/800-669-2723

Realized gains and losses (continued)
Short-term capital gains and losses (continued)

Security description	Method	Quantity or face value (\$)	Purchase date	Sale date	Sale amount (\$)	Purchase amount (\$)	Loss (\$)	Gain (\$)	Net gain or loss (\$)
US BANCORP DEL (NEW)	FIFO	16 000	Aug 18, 08	Aug 04, 09	331 99	490 80	-158 81		
	FIFO	19 000	Sep 03, 08	Aug 04, 09	394 24	617 65	-223 41		
	FIFO	20 000	Dec 03, 08	Aug 04, 09	414 99	511 27	-96 28		
	FIFO	51 000	Mar 13, 09	Aug 04, 09	1,058 22	728 92		329 30	
	FIFO	54 000	Mar 25, 09	Aug 04, 09	1,120 47	860 36		260 11	
	FIFO	29 000	Aug 18, 08	Feb 18, 09	303 97	889 57	-585 60		
	FIFO	5 000	Jul 30, 08	Jan 22, 09	70 46	153 11	-82 65		
	FIFO	13 000	Aug 05, 08	Jan 22, 09	183 19	402 02	-218 83		
	FIFO	3 000	Aug 18, 08	Jan 22, 09	42 27	92 02	-49 75		
	FIFO	9 000	Jul 21, 08	Jan 20, 09	155 57	247 49	-91 92		
	FIFO	12 000	Jul 23, 08	Jan 20, 09	207 43	362 00	-154 57		
	FIFO	10 000	Jul 30, 08	Jan 20, 09	172 86	306 22	-133 36		
	FIFO	14 000	Jul 30, 08	Jan 20, 09	242 00	433 62	-191 62		
VISA INC CL A	FIFO	30 000	Oct 08, 08	Aug 04, 09	2,053 75	1,598 60		455 15	
	FIFO	11 000	Oct 14, 08	Aug 04, 09	753 04	634 25		118 79	
	FIFO	20 000	Jan 09, 09	Aug 04, 09	1,369 16	1,106 97		262 19	
WAL MART STORES INC	FIFO	24 000	Oct 16, 08	Aug 04, 09	1,189 89	1,288 79	-98 90		
	FIFO	11 000	Oct 17, 08	Aug 04, 09	545 36	595 49	-50 13		
	FIFO	7 000	Feb 19, 09	Aug 04, 09	347 05	350 43	-3 38		
	FIFO	13 000	Oct 16, 08	May 11, 09	660 13	698 09	-37 96		
	FIFO	12 000	Oct 03, 08	May 05, 09	605 80	720 54	-114 74		
	FIFO	14 000	Oct 03, 08	May 05, 09	705 05	840 62	-135 57		
	FIFO	4 000	Oct 16, 08	May 05, 09	201 93	214 80	-12 87		
WALT DISNEY CO (HOLDING CO) DISNEY COM	FIFO	2 000	Dec 08, 08	Feb 18, 09	35 27	51 52	-16 25		
	FIFO	14 000	Dec 09, 08	Feb 18, 09	246 91	331 45	-84 54		
	FIFO	11 000	Dec 08, 08	Feb 05, 09	204 52	283 38	-78 86		
WELLS FARGO & CO NEW	FIFO	44 000	May 04, 09	Aug 04, 09	1,131 21	1,019 18		112 03	
	FIFO	44 000	May 05, 09	Aug 04, 09	1,131 21	1,009 69		121 52	
	FIFO	93 000	May 08, 09	Aug 04, 09	2,390 97	2,504 29	-113 32		
	FIFO	40 000	Nov 06, 08	Feb 20, 09	393 23	1,138 10	-744 87		

continued next page



Friendly account name: #29920 Marsico
Account number: CC 29164 01

Realized gains and losses (continued)

Short-term capital gains and losses (continued)

Security description	Method	Quantity or face value (\$)	Purchase date	Sale date	Sale amount (\$)	Purchase amount (\$)	Loss (\$)	Gain (\$)	Net gain or loss (\$)
	FIFO	9 000	Dec 03, 08	Feb 20, 09	88 48	239 57	-151 09		
	FIFO	15 000	Nov 06, 08	Feb 19, 09	185 99	426 79	-240 80		
	FIFO	33 000	Jul 21, 08	Feb 17, 09	479 89	912 41	-432 52		
	FIFO	21 000	Nov 06, 08	Feb 17, 09	305 39	597 50	-292 11		
	FIFO	17 000	Jul 21, 08	Jan 21, 09	254 57	472 60	-218 03		
	FIFO	19 000	Jul 21, 08	Jan 21, 09	284 51	525 33	-240 82		
	FIFO	8 000	Feb 01, 08	Jan 20, 09	130 08	267 75	-137 67		
	FIFO	46 000	Jul 21, 08	Jan 20, 09	747 93	1,278 79	-530 86		
XTO ENERGY INC	FIFO	16 000	May 07, 09	Aug 04, 09	667 66	687 17	-19 51		
WELLS FARGO & CO NEW									
8 000% PREFERRED CLBL	FIFO	5 000	Dec 30, 08	Aug 04, 09	121 00	109 49		11 51	
	FIFO	10 000	Dec 31, 08	Aug 04, 09	241 99	219 49		22 50	
	FIFO	8 000	Mar 18, 09	Aug 04, 09	193 59	130 00		63 59	
Total					\$109,993.92	\$108,023.92	-\$13,603.77	\$15,573.77	\$1,970.00

Long-term capital gains and losses

Security description	Method	Quantity or face value (\$)	Purchase date	Sale date	Sale amount (\$)	Purchase amount (\$)	Loss (\$)	Gain (\$)	Net gain or loss (\$)
APPLE INC	FIFO	4 000	May 02, 08	Aug 04, 09	660 10	720 65	-60 55		
	FIFO	6 000	Jun 17, 08	Aug 04, 09	990 15	1,076 93	-86 78		
	FIFO	5 000	Jun 18, 08	Aug 04, 09	825 13	897 20	-72 07		
	FIFO	7 000	Jul 24, 08	Aug 04, 09	1,155 18	1,128 66		26 52	
	FIFO	9 000	Apr 25, 08	Jul 20, 09	1,383 40	1,518 21	-134 81		
	FIFO	6 000	Apr 29, 08	Jul 20, 09	922 27	1,024 79	-102 52		
	FIFO	3 000	Apr 25, 08	Jun 12, 09	409 30	506 07	-96 77		
COSTCO WHOLESALE CORP	FIFO	8 000	Mar 26, 08	Aug 04, 09	396 79	531 03	-134 24		
	FIFO	7 000	Apr 25, 08	Aug 04, 09	347 19	497 41	-150 22		
	FIFO	14 000	Jul 23, 08	Aug 04, 09	694 38	884 66	-190 28		
	FIFO	8 000	Jul 30, 08	Aug 04, 09	396 79	501 83	-105 04		
	FIFO	7 000	Jul 30, 08	Aug 04, 09	347 19	439 71	-92 52		
CVS CAREMARK CORP	FIFO	74 000	May 25, 07	Aug 04, 09	2,589 93	2,866 73	-276 80		
	FIFO	5 000	Dec 06, 07	Aug 04, 09	175 00	199 56	-24 56		

continued next page



Investment Account

Account name: BBC FOUNDATION
 Friendly account name: #29920 Marsico
 Account number: CC 29164 01

Your Financial Advisor:
 RMJ GROUP
 423-267-1813/800-669-2723

Realized gains and losses (continued)

Long-term capital gains and losses (continued)

Security description	Method	Quantity or face value (\$)	Purchase date	Sale date	Sale amount (\$)	Purchase amount (\$)	Loss (\$)	Gain (\$)	Net gain or loss (\$)
GENENTECH INC **MERGER EFF 3/2009**	FIFO	10 000	Jan 23, 08	Aug 04, 09	349 99	370 01	-20 02		
	FIFO	1 000	May 25, 07	May 05, 09	31 50	38 74	-7 24		
GENL DYNAMICS CORP	FIFO	75 000	Aug 03, 06	Mar 26, 09	7,125 00	6,012 75		1,112 25	
	FIFO	63 000	Aug 03, 06	Aug 04, 09	3,522 86	4,273 29	-750 43		
	FIFO	5 000	Dec 06, 07	Aug 04, 09	279 59	462 37	-182 78		
GOLDMAN SACHS GROUP INC	FIFO	5 000	Apr 24, 08	Aug 04, 09	816 23	943 17	-126 94		
	FIFO	3 000	Oct 03, 07	Jun 01, 09	431 85	686 00	-254 15		
	FIFO	1 000	Apr 24, 08	Jun 01, 09	143 95	188 63	-44 68		
	FIFO	4 000	Sep 24, 07	Apr 13, 09	513 96	853 78	-339 82		
	FIFO	7 000	Aug 23, 06	Jan 20, 09	455 88	1,078 27	-622 39		
	FIFO	1 000	Sep 07, 07	Jan 20, 09	65 13	180 88	-115 75		
	FIFO	2 000	Aug 03, 06	Aug 04, 09	150 58	161 68	-11 10		
LOCKHEED MARTIN CORP	FIFO	2 000	Aug 10, 06	Aug 04, 09	150 58	163 00	-12 42		
	FIFO	11 000	Sep 01, 06	Aug 04, 09	828 17	919 97	-91 80		
	FIFO	10 000	Sep 08, 06	Aug 04, 09	752 88	837 05	-84 17		
	FIFO	2 000	Oct 02, 07	Aug 04, 09	150 58	219 67	-69 09		
	FIFO	9 000	Aug 03, 06	Jul 21, 09	680 81	727 56	-46 75		
	FIFO	5 000	Aug 03, 06	Jul 21, 09	378 82	404 20	-25 38		
	FIFO	4 000	Aug 03, 06	Jul 17, 09	323 36	323 36			
	FIFO	3 000	Aug 03, 06	May 06, 09	239 06	242 52	-3 46		
	FIFO	13 000	Aug 03, 06	Apr 08, 09	939 56	1,050 92	-111 36		
	FIFO	6 000	Aug 03, 06	Mar 13, 09	367 71	485 04	-117 33		
LOWES COMPANIES INC	FIFO	61 000	May 12, 05	Aug 04, 09	1,383 44	1,616 20	-232 76		
	FIFO	30 000	Aug 03, 06	Aug 04, 09	680 38	855 30	-174 92		
	FIFO	5 000	Dec 06, 07	Aug 04, 09	113 40	123 35	-9 95		
MASTERCARD INC CL A	FIFO	2 000	Oct 02, 07	Aug 04, 09	395 99	308 41		87 58	
	FIFO	5 000	Dec 06, 07	Aug 04, 09	989 97	1,027 37	-37 40		
	FIFO	2 000	Aug 14, 07	Jul 31, 09	389 59	266 56		123 03	
	FIFO	5 000	Oct 02, 07	Jul 31, 09	973 98	771 01		202 97	
	FIFO	3 000	Aug 14, 07	Jul 06, 09	496 51	399 85		96 66	

continued next page



Friendly account name: #29920 Marsico
Account number: CC 29164 01

Realized gains and losses (continued)

Long-term capital gains and losses (continued)

Security description	Method	Quantity or face value (\$)	Purchase date	Sale date	Sale amount (\$)	Purchase amount (\$)	Loss (\$)	Gain (\$)	Net gain or loss (\$)
MCDONALDS CORP	FIFO	3 000	Mar 13, 07	Jun 11, 09	519 77	308 93		210 84	
	FIFO	2 000	Aug 14, 07	Jun 11, 09	346 51	266 56		79 95	
	FIFO	11 000	May 15, 07	Aug 04, 09	609 49	565 28		44 21	
	FIFO	19 000	May 16, 07	Aug 04, 09	1,052 76	976 14		76 62	
	FIFO	9 000	May 18, 07	Aug 04, 09	498 68	467 83		30 85	
	FIFO	20 000	May 21, 07	Aug 04, 09	1,108 17	1,041 43		66 74	
	FIFO	20 000	May 22, 07	Aug 04, 09	1,108 17	1,050 44		57 73	
	FIFO	13 000	Jun 26, 07	Aug 04, 09	720 31	672 07		48 24	
	FIFO	12 000	Jul 02, 07	Aug 04, 09	664 90	615 02		49 88	
	FIFO	15 000	Oct 05, 07	Aug 04, 09	831 13	840 67	-9 54		
	FIFO	5 000	Dec 06, 07	Aug 04, 09	277 04	299 74	-22 70		
	FIFO	15 000	Jan 25, 08	Aug 04, 09	831 13	812 22		18 91	
	FIFO	2 000	Mar 25, 08	Aug 04, 09	110 82	112 81	-1 99		
	FIFO	1 000	May 14, 07	Jul 31, 09	55 01	50 68		4 33	
	FIFO	9 000	May 15, 07	Jul 31, 09	495 13	462 51		32 62	
MONSANTO CO NEW	FIFO	1 000	Oct 13, 06	Aug 04, 09	85 54	45 80		39 74	
	FIFO	5 000	Dec 06, 07	Aug 04, 09	427 69	524 25	-96 56		
	FIFO	4 000	Oct 13, 06	Jul 31, 09	338 90	183 20		155 70	
	FIFO	12 000	Oct 13, 06	Jul 21, 09	971 64	549 61		422 03	
	FIFO	8 000	Sep 06, 06	Jul 06, 09	586 31	382 12		204 19	
	FIFO	3 000	Oct 13, 06	Jul 06, 09	219 87	137 40		82 47	
	FIFO	7 000	Sep 01, 06	May 19, 09	626 80	334 59		292 21	
	FIFO	2 000	Sep 06, 06	May 19, 09	179 08	95 53		83 55	
	FIFO	9 000	Aug 24, 06	May 12, 09	810 66	422 84		387 82	
	FIFO	2 000	Sep 01, 06	May 12, 09	180 15	95 60		84 55	
	FIFO	8 000	Aug 22, 06	Feb 24, 09	620 47	376 09		244 38	
	FIFO	8 000	Jul 10, 08	Aug 04, 09	453 35	444 07		9 28	
	FIFO	9 000	Jul 11, 08	Aug 04, 09	510 02	507 28		2 74	
	FIFO	7 000	Jul 16, 08	Aug 04, 09	396 68	399 83	-3 15		
	FIFO	8 000	Jul 17, 08	Aug 04, 09	453 35	467 84	-14 49		
FIFO	7 000	Feb 01, 08	Aug 04, 09	308 76	387 18	-78 42			

continued next page



Investment Account

Account name: BBC FOUNDATION
 Friendly account name: #29920 Marsico
 Account number: CC 29164 01

Your Financial Advisor:
 RMJ GROUP
 423-267-1813/800-669-2723

Realized gains and losses (continued)

Long-term capital gains and losses (continued)

Security description	Method	Quantity or face value (\$)	Purchase date	Sale date	Sale amount (\$)	Purchase amount (\$)	Loss (\$)	Gain (\$)	Net gain or loss (\$)
PRAXAIR INC	FIFO	9 000	Feb 11, 08	Aug 04, 09	396 98	493 57	-96 59		
	FIFO	10 000	Mar 04, 08	Aug 04, 09	441 09	530 10	-89 01		
	FIFO	5 000	May 08, 08	Aug 04, 09	220 54	309 84	-89 30		
	FIFO	6 000	May 29, 08	Aug 04, 09	264 65	391 98	-127 33		
	FIFO	6 000	Feb 01, 08	May 12, 09	217 00	331 87	-114 87		
	FIFO	6 000	Feb 01, 08	Mar 10, 09	166 12	331 87	-165 75		
QUALCOMM INC	FIFO	8 000	Nov 14, 06	Aug 04, 09	609 98	499 86		110 12	
	FIFO	7 000	Nov 16, 06	Aug 04, 09	533 73	442 66		91 07	
	FIFO	15 000	May 18, 07	Aug 04, 09	1,143 72	1,035 12		108 60	
	FIFO	11 000	Jul 25, 07	Aug 04, 09	838 73	833 84		4 89	
	FIFO	13 000	Nov 21, 07	Aug 04, 09	606 95	538 37		68 58	
SCHLUMBERGER LTD	FIFO	11 000	Mar 26, 08	Aug 04, 09	513 58	443 03		70 55	
	FIFO	27 000	Jul 24, 08	Aug 04, 09	1,260 60	1,424 16	-163 56		
TRANSOCEAN LTD	FIFO	3 000	Sep 07, 07	Feb 17, 09	117 69	293 32	-175 63		
	FIFO	3 000	Dec 06, 07	Aug 04, 09	243 71	395 89	-152 18		
	FIFO	3 000	Dec 07, 07	Aug 04, 09	243 71	400 48	-156 77		
	FIFO	4 000	Dec 12, 07	Aug 04, 09	324 95	556 71	-231 76		
UNION PACIFIC CORP	FIFO	2 000	Dec 24, 07	Aug 04, 09	162 48	290 75	-128 27		
	FIFO	11 000	Jan 09, 08	Aug 04, 09	893 62	1,534 62	-641 00		
VISA INC CL A	FIFO	83 000	Aug 03, 06	Aug 04, 09	4,979 87	3,522 11		1,457 76	
	FIFO	12 000	Feb 01, 08	Aug 04, 09	719 98	758 17	-38 19		
YUM! BRANDS INC	FIFO	2 000	Jun 27, 08	Aug 04, 09	136 92	161 52	-24 60		
	FIFO	4 000	Jul 30, 08	Aug 04, 09	273 83	311 29	-37 46		
	FIFO	1 000	Apr 30, 08	Jul 31, 09	65 65	83 25	-17 60		
	FIFO	7 000	Jun 26, 08	Jul 31, 09	459 58	553 32	-93 74		
	FIFO	4 000	Jun 27, 08	Jul 31, 09	262 62	323 04	-60 42		
	FIFO	17 000	Apr 30, 08	Jun 22, 09	1,058 46	1,415 31	-356 85		
YUM! BRANDS INC	FIFO	93 000	Aug 03, 06	Aug 04, 09	3,306 99	2,164 58		1,142 41	
	FIFO	10 000	Dec 06, 07	Aug 04, 09	355 59	386 68	-31 09		
	FIFO	23 000	Aug 03, 06	Jul 30, 09	812 46	535 33		277 13	

continued next page



Friendly account name: #29920 Marsico
 Account number: CC 29164 01

Realized gains and losses (continued)

Long-term capital gains and losses (continued)

Security description	Method	Quantity or face value (\$)	Purchase date	Sale date	Sale amount (\$)	Purchase amount (\$)	Loss (\$)	Gain (\$)	Net gain or loss (\$)
	FIFO	12 000	Aug 03, 06	Jul 17, 09	403 24	279 30		123 94	
	FIFO	11 000	Aug 03, 06	Jul 17, 09	371 44	256 03		115 41	
Total					\$74,218.86	\$74,507.88	-\$8,238.07	\$7,949.05	-\$289.02
Net capital gains/losses:									\$1,680.98

¹ Indicates that the cost basis information has been provided by a source other than UBS Financial Services Inc



Friendly account name: #10954 Bonds
Account number: CC 29165 01

Realized gains and losses

Estimated 2009 gains and losses for transactions with trade dates through 12/31/09 have been incorporated into this statement. To calculate gains and losses, we liquidate the oldest security lot first. This is known as the first-in, first-out or FIFO accounting method. We use this method unless you specified which tax lot to close when you placed your order. This is known as a versus purchases or VSP order. See *Important information about your statement* on the last page of this statement for more information.

We may not adjust gains and losses for all capital changes. Cost basis for coupon tax-exempt municipal securities, include securities subject to AMT, has been adjusted for mandatory amortization of bond premium. Estimates in the Unclassified section can not be classified as short term or long term because information is missing, or the product is one in which the gain/loss calculation is not provided.

Short-term capital gains and losses

Security description	Method	Quantity or face value (\$)	Purchase date	Sale date	Sale amount (\$)	Purchase amount (\$)	Loss (\$)	Gain (\$)	Net gain or loss (\$)
UBS PACE MONEY MARKET INVESTMENT FUND CLASS P	FIFO	3,829,820	Aug 18, 09	Oct 23, 09	3,829,820	3,829,820			
	FIFO	38,340	Aug 18, 09	Oct 20, 09	38,340	38,340			
	FIFO	1,627,400	Aug 18, 09	Aug 28, 09	1,627,400	1,627,400			
Total					\$5,495.56	\$5,495.56			0.00

Long-term capital gains and losses

Security description	Method	Quantity or face value (\$)	Purchase date	Sale date	Sale amount (\$)	Purchase amount (\$)	Loss (\$)	Gain (\$)	Net gain or loss (\$)
MIDFIRST BK OK US									
RT 06 0000% MAT 03/13/28	FIFO	97,000,000	Feb 21, 08	Sep 14, 09	97,000,000	97,000,000			
FIXED RATE CD									
NATL CITY BANK OH US									
RT 05 6000% MAT 03/24/23	FIFO	97,000,000	Mar 05, 08	Mar 24, 09	97,000,000	97,000,000			
FIXED RATE CD									
AMERICAN INTL GROUP INC									
COM NEW	Adjustment	50,000	Nov 23, 99	Aug 03, 09	646,230	8,990,000	-8,343,770		
APPLE INC	Adjustment	265,000	Apr 24, 07	Aug 03, 09	43,750,420	25,201,150		18,549,270	
BAKER HUGHES INC	Adjustment	200,000	Feb 06, 03	Aug 03, 09	8,421,330	6,490,000		1,931,330	
BANK OF NEW YORK MELLON CORP									
BAXTER INTL INC	Adjustment	377,000	Jun 29, 07	Aug 03, 09	10,432,110	16,813,090	-6,380,980		
	Adjustment	153,000	Oct 02, 07	Aug 03, 09	4,233,720	7,026,750	-2,793,030		
	Adjustment	230,000	Mar 26, 07	Aug 03, 09	12,932,610	12,328,990		603,620	
	Adjustment	150,000	Apr 20, 07	Aug 03, 09	8,434,310	8,564,070	-129,760		
CISCO SYSTEMS INC									
	Adjustment	200,000	Apr 17, 00	Aug 03, 09	4,460,880	13,060,000	-8,599,120		
	Adjustment	300,000	May 19, 00	Aug 03, 09	6,691,330	16,236,000	-9,544,670		
	Adjustment	250,000	Aug 08, 05	Aug 03, 09	5,576,100	4,995,130		580,970	
COCA COLA CO COM									
	Adjustment	300,000	Apr 26, 00	Aug 03, 09	14,844,160	14,770,340		73,820	

continued next page



Business Services Account

Account name: BBC FOUNDATION
 Friendly account name: #10954 Bonds
 Account type: PACE Multi
 Account number: CC 29165 01

Your Financial Advisor:
 RMJ GROUP
 423-267-1813/800-669-2723

Realized gains and losses (continued)

Long-term capital gains and losses (continued)

Security description	Method	Quantity or face value (\$)	Purchase date	Sale date	Sale amount (\$)	Purchase amount (\$)	Loss (\$)	Gain (\$)	Net gain or loss (\$)
COMCAST CORP NEW CL A	Adjustment	200 000	Jun 16, 00	Aug 03, 09	9,896 10	11,172 00	-1,275 90		
	Adjustment	145 500	Apr 26, 00	Aug 03, 09	2,164 10	7,445 72	-5,281 62		
	Adjustment	145 500	May 04, 00	Aug 03, 09	2,164 10	5,559 07	-3,394 97		
EXXON MOBIL CORP	Adjustment	325 000	Jan 14, 03	Aug 03, 09	22,975 55	11,505 37		11,470 18	
GENL ELECTRIC CO	Adjustment	900 000	Mar 08, 00	Aug 03, 09	12,353 23	39,186 00	-26,832 77		
HOME DEPOT INC	Adjustment	450 000	Nov 24, 99	Aug 03, 09	11,711 14	23,868 00	-12,156 86		
	Adjustment	100 000	Jan 25, 01	Aug 03, 09	2,602 48	4,606 00	-2,003 52		
	Adjustment	250 000	Jan 25, 01	Aug 03, 09	6,506 19	11,508 17	-5,001 98		
JPMORGAN CHASE & CO	Adjustment	400 000	Nov 09, 07	Aug 03, 09	15,743 14	17,549 07	-1,805 93		
MCDONALDS CORP	Adjustment	275 000	Jul 14, 08	Aug 03, 09	15,161 16	16,180 59	-1,019 43		
MERCK & CO **NAME	Adjustment	300 000	Oct 09, 06	Aug 03, 09	8,929 87	12,839 52	-3,909 65		
CHANGE 11/2009**	Adjustment	50 000	Oct 09, 06	Aug 03, 09	1,488 31	2,139 05	-650 74		
MICROSOFT CORP	Adjustment	600 000	Dec 07, 99	Aug 03, 09	14,251 58	28,200 00	-13,948 42		
MONSANTO CO NEW	Adjustment	300 000	Jul 11, 07	Aug 03, 09	25,870 88	20,114 25		5,756 63	
NEENAH PAPER INC	Adjustment	12 000	Jan 25, 01	Aug 03, 09	105 26	419 66	-314 40		
RECAPITALIZATION AS OF 3/2008	Adjustment	390 000	Aug 18, 04	Aug 03, 09	21,948 84	19,870 50		2,078 34	
PEPSICO INC	Adjustment	800 000	Jan 14, 03	Aug 03, 09	12,674 42	24,889 57	-12,215 15		
PFIZER INC	Adjustment	375 000	Jul 21, 05	Aug 03, 09	17,801 58	13,304 74		4,496 84	
PHILIP MORRIS INTL INC	Adjustment	155 000	Apr 03, 08	Aug 03, 09	7,357 98	8,085 66	-727 68		
UNTD TECHNOLOGIES CORP	Adjustment	350 000	Jun 29, 07	Aug 03, 09	19,161 65	25,162 22	-6,000 57		
WEATHERFORD INTL LTD	Adjustment	800 000	Jan 08, 07	Aug 03, 09	15,675 94	15,401 20		274 74	
FILMCM MTN STEP UP CALL									
05 000 % DUE 071518									
DTD 070308 FC 01152009	FIFO	75,000 000	Jun 25, 08	Jul 17, 09	75,000 00	75,000 00			
FILMCM MTN STEP UP CALL									
5 0000% DUE 071518									
DTD 071003 FC 01152004	FIFO	20,000 000	Nov 01, 07	Mar 27, 09	20,000 00	19,455 00		545 00	

continued next page



Friendly account name: #10954 Bonds
 Account number: CC 29165 01

Realized gains and losses (continued)

Long-term capital gains and losses (continued)

Security description	Method	Quantity or face value (\$)	Purchase date	Sale date	Sale amount (\$)	Purchase amount (\$)	Loss (\$)	Gain (\$)	Net gain or loss (\$)
FNMA STEP UP CALL BOND 05 250 % DUE 022818 DTD 022803 FC 08282003	FIFO	100,000 000	Feb 18, 03	Apr 13, 09	100,000 00	100,000 00			
Total					\$755,966.70	\$841,936.88	-\$132,330.92	\$46,360.74	-\$85,970.18

Net capital gains/losses:

¹ Indicates that the cost basis information has been provided by a source other than UBS Financial Services Inc



UBS Financial Services Inc
 1 UNION SQUARE, SUITE 100
 KRYSTAL BLDG
 CHATTANOOGA TN 37402-2530
 CPZZ002527059 1209 X15 CC 0

2009 Year End Summary

Account name: BBC FOUNDATION
Friendly account name: #29162 Alliance
Account number: CC 29166 01

Your Financial Advisor:
 RMJ GROUP
 Phone 423-267-1813/800-665-2723

BBC FOUNDATION
 428 MCCALLIE AVENUE
 CHATTANOOGA TN 37402-2009

Summary of gains and losses

	Amount (\$)
Short term	26,314 17
Long term	-17 30
Total	\$26,296.87

Realized gains and losses

Estimated 2009 gains and losses for transactions with trade dates through 12/31/09 have been incorporated into this statement. To calculate gains and losses, we liquidate the oldest security lot first. This is known as the first-in, first-out or FIFO accounting method. We use this method unless you specified which tax lot to close when you placed your order. This is known as a versus purchases or VSP order. See *Important information about your statement* on the last page of this statement for more information.

We may not adjust gains and losses for all capital changes. Cost basis for coupon tax-exempt municipal securities, include securities subject to AMT, has been adjusted for mandatory amortization of bond premium. Estimates in the Unclassified section can not be classified as short term or long term because information is missing, or the product is one in which the gain/loss calculation is not provided.

Short-term capital gains and losses

Security description	Method	Quantity or face value (\$)	Purchase date	Sale date	Sale amount (\$)	Purchase amount (\$)	Loss (\$)	Gain (\$)	Net gain or loss (\$)
AARONS INC	FIFO	2 000	Mar 18, 09	Apr 09, 09	58 66	48 78		9 88	
	FIFO	4 000	Mar 18, 09	Apr 09, 09	117 62	97 57		20 05	
	FIFO	14 000	Mar 19, 09	Apr 09, 09	411 67	348 95		62 72	

continued next page



Friendly account name: #29162 Alliance
 Account number: CC 29166 01

Realized gains and losses (continued)

Short-term capital gains and losses (continued)

Security description	Method	Quantity or face value (\$)	Purchase date	Sale date	Sale amount (\$)	Purchase amount (\$)	Loss (\$)	Gain (\$)	Net gain or loss (\$)
	FIFO	10 000	Mar 18, 09	Apr 08, 09	285.14	243.92		41.22	
ACTIVISION BLIZZARD INC	FIFO	34 000	Aug 25, 08	Aug 04, 09	390.31	570.07	-179.76		
ADVANCE AUTO PARTS INC	FIFO	6 000	Feb 19, 09	May 06, 09	250.09	219.85		30.24	
	FIFO	8 000	Mar 05, 09	May 06, 09	333.45	300.00		33.45	
	FIFO	1 000	Feb 19, 09	Mar 13, 09	39.24	36.64		2.60	
	FIFO	11 000	Feb 19, 09	Mar 13, 09	431.62	407.45		24.17	
AECOM TECHNOLOGY CORP	FIFO	25 000	Dec 16, 08	Aug 04, 09	808.23	716.26		91.97	
	FIFO	7 000	Dec 17, 08	Aug 04, 09	226.30	216.47		9.83	
	FIFO	16 000	Feb 09, 09	Aug 04, 09	517.27	431.02		86.25	
	FIFO	12 000	Feb 23, 09	Aug 04, 09	387.95	266.15		121.80	
AEROPOSTALE INC	FIFO	11 000	Dec 17, 08	May 07, 09	384.44	188.85		195.59	
	FIFO	15 000	Dec 18, 08	May 07, 09	524.23	263.84		260.39	
	FIFO	8 000	Dec 17, 08	Mar 03, 09	181.93	137.34		44.59	
	FIFO	11 000	Dec 17, 08	Feb 10, 09	250.13	188.85		61.28	
AIRGAS INC	FIFO	24 000	Dec 16, 08	Jun 04, 09	1,043.48	869.87		173.61	
	FIFO	2 000	Dec 16, 08	Jun 03, 09	86.37	72.49		13.88	
	FIFO	23 000	Dec 16, 08	May 07, 09	975.18	833.62		141.56	
	FIFO	17 000	Dec 16, 08	Jan 12, 09	646.42	616.15		30.27	
	FIFO	5 000	Dec 16, 08	Jan 09, 09	186.39	181.22		5.17	
	FIFO	4 000	Dec 16, 08	Jan 06, 09	157.88	144.98		12.90	
AK STEEL HOLDING CORP	FIFO	17 000	Apr 30, 09	Aug 04, 09	350.19	222.60		127.59	
	FIFO	43 000	May 01, 09	Aug 04, 09	885.78	613.26		272.52	
	FIFO	50 000	May 15, 09	Aug 04, 09	1,029.97	582.15		447.82	
	FIFO	9 000	Apr 29, 09	Jun 09, 09	170.53	108.79		61.74	
	FIFO	9 000	Apr 29, 09	Jun 09, 09	170.53	109.07		61.46	
	FIFO	34 000	Apr 30, 09	Jun 09, 09	644.24	445.20		199.04	
AKAMAI TECHNOLOGIES INC	FIFO	9 000	Mar 10, 09	May 08, 09	190.58	153.16		37.42	
	FIFO	5 000	Mar 23, 09	May 08, 09	105.88	98.49		7.39	
	FIFO	11 000	Apr 07, 09	May 08, 09	232.94	208.99		23.95	
	FIFO	13 000	Mar 09, 09	May 07, 09	280.15	213.55		66.60	
	FIFO	14 000	Mar 09, 09	May 07, 09	301.70	226.21		75.49	

continued next page



Investment Account

Account name: BBC FOUNDATION
 Friendly account name: #29162 Alliance
 Account number: CC 29166 01

Your Financial Advisor:
 RMJ GROUP
 423-267-1813/800-669-2723

Realized gains and losses (continued)

Short-term capital gains and losses (continued)

Security description	Method	Quantity or face value (\$)	Purchase date	Sale date	Sale amount (\$)	Purchase amount (\$)	Loss (\$)	Gain (\$)	Net gain or loss (\$)
ALEXION PHARMACEUTICALS									
INC	FIFO	2 000	Mar 10, 09	May 07, 09	43 10	34 04		9 06	
	FIFO	10 000	Mar 19, 09	Aug 04, 09	447 49	377 23		70 26	
	FIFO	10 000	Mar 20, 09	Aug 04, 09	447 49	379 53		67 96	
ALLERGAN INC	FIFO	9 000	Mar 24, 09	Jun 05, 09	410 41	437 12	-26 71		
	FIFO	8 000	Mar 25, 09	Jun 05, 09	364 81	382 86	-18 05		
ALLIANCE DATA SYSTEMS									
CORP	FIFO	2 000	Jul 31, 09	Aug 04, 09	106 44	101 69		4 75	
	FIFO	7 000	Aug 03, 09	Aug 04, 09	372 52	365 96		6 56	
ALTERA CORP	FIFO	24 000	Dec 18, 08	Apr 14, 09	417 82	401 28		16 54	
	FIFO	16 000	Jan 15, 09	Apr 14, 09	278 55	253 12		25 43	
	FIFO	5 000	Mar 23, 09	Apr 14, 09	87 05	89 04	-1 99		
	FIFO	32 000	Dec 18, 08	Apr 09, 09	568 30	518 65		49 65	
	FIFO	7 000	Dec 18, 08	Apr 09, 09	124 32	117 04		7 28	
AMEDISYS INC	FIFO	12 000	Dec 16, 08	Feb 26, 09	464 93	468 51	-3 58		
	FIFO	10 000	Dec 16, 08	Feb 25, 09	417 43	390 42		27 01	
	FIFO	3 000	Dec 16, 08	Feb 18, 09	146 58	117 13		29 45	
AMER TOWER CORP CL A	FIFO	89 000	Dec 16, 08	Aug 04, 09	3,079 32	2,408 34		670 98	
	FIFO	10 000	Dec 16, 08	May 05, 09	306 33	270 60		35 73	
	FIFO	11 000	Dec 16, 08	Apr 29, 09	368 05	297 66		70 39	
AMERICAN EAGLE									
OUTFITTERS INC NEW	FIFO	20 000	May 06, 09	Aug 04, 09	286 99	312 41	-25 42		
	FIFO	30 000	May 20, 09	Aug 04, 09	430 49	419 39		11 10	
AMERISOURCEBERGEN CORP	FIFO	58 000	Feb 27, 09	Aug 04, 09	1,176 20	940 81		235 39	
AMPHENOL CORP NEW CL A	FIFO	5 000	Apr 20, 09	Aug 04, 09	171 10	150 15		20 95	
	FIFO	5 000	Apr 21, 09	Aug 04, 09	171 10	156 95		14 15	
	FIFO	5 000	Apr 22, 09	Aug 04, 09	171 10	163 46		7 64	
	FIFO	5 000	Apr 23, 09	Aug 04, 09	171 10	157 01		14 09	
	FIFO	6 000	Apr 24, 09	Aug 04, 09	205 31	200 61		4 70	
	FIFO	4 000	May 15, 09	Aug 04, 09	136 88	127 48		9 40	
	FIFO	4 000	May 18, 09	Aug 04, 09	136 88	129 31		7 57	

continued next page



Friendly account name: #29162 Alliance
Account number: CC 29166 01

Realized gains and losses (continued)

Short-term capital gains and losses (continued)

Security description	Method	Quantity or face value (\$)	Purchase date	Sale date	Sale amount (\$)	Purchase amount (\$)	Loss (\$)	Gain (\$)	Net gain or loss (\$)
ANSYS INC	FIFO	19 000	Dec 16, 08	May 05, 09	505 26	546 97	-41 71		
	FIFO	11 000	Dec 16, 08	Apr 28, 09	294 14	316 67	-22 53		
	FIFO	5 000	Dec 16, 08	Jan 13, 09	128 59	143 94	-15 35		
AON CORP	FIFO	5 000	Dec 16, 08	Jan 28, 09	192 24	205 86	-13 62		
	FIFO	7 000	Dec 16, 08	Jan 27, 09	265 29	288 20	-22 91		
	FIFO	8 000	Dec 16, 08	Jan 27, 09	306 80	329 37	-22 57		
	FIFO	5 000	Dec 16, 08	Jan 26, 09	194 25	205 86	-11 61		
	FIFO	7 000	Dec 16, 08	Jan 23, 09	279 85	288 20	-8 35		
	FIFO	8 000	Dec 16, 08	Jan 23, 09	320 00	329 37	-9 37		
APOLLO GROUP INC CLA	FIFO	4 000	Dec 16, 08	Apr 08, 09	252 86	300 06	-47 20		
	FIFO	4 000	Dec 16, 08	Apr 07, 09	253 20	300 06	-46 86		
	FIFO	4 000	Dec 16, 08	Apr 02, 09	277 24	300 06	-22 82		
	FIFO	3 000	Dec 16, 08	Apr 01, 09	197 14	225 04	-27 90		
ARRIS GROUP INC	FIFO	10 000	May 28, 09	Jul 31, 09	124 08	115 39		8 69	
	FIFO	18 000	May 29, 09	Jul 31, 09	223 34	217 74		5 60	
	FIFO	10 000	Jun 05, 09	Jul 31, 09	124 08	124 06		0 02	
	FIFO	9 000	Jun 05, 09	Jul 31, 09	111 67	111 22		0 45	
	FIFO	10 000	Jun 08, 09	Jul 31, 09	124 08	121 37		2 71	
	FIFO	16 000	Jun 09, 09	Jul 31, 09	198 53	202 96	-4 43		
ATHEROS COMMUNICATIONS INC	FIFO	3 000	Jul 08, 09	Jul 27, 09	71 57	55 61		15 96	
	FIFO	10 000	Jul 09, 09	Jul 27, 09	238 56	188 52		50 04	
	FIFO	12 000	Jul 06, 09	Jul 24, 09	291 19	226 89		64 30	
	FIFO	15 000	Jul 06, 09	Jul 24, 09	363 98	283 94		80 04	
	FIFO	6 000	Jul 07, 09	Jul 24, 09	145 59	112 07		33 52	
	FIFO	3 000	Jul 08, 09	Jul 24, 09	72 80	55 61		17 19	
	FIFO	6 000	Jul 08, 09	Jul 24, 09	145 59	109 78		35 81	
	FIFO	11 000	Jul 02, 09	Jul 22, 09	268 79	216 88		51 91	
	FIFO	6 000	Jul 06, 09	Jul 22, 09	146 62	113 58		33 04	
AUTOLIV INC \$0.20	FIFO	17 000	Apr 08, 09	Aug 04, 09	617 08	365 52		251 56	
	FIFO	8 000	Apr 15, 09	Aug 04, 09	290 39	180 89		109 50	
	FIFO	6 000	Apr 24, 09	Aug 04, 09	217 79	154 62		63 17	

continued next page



Investment Account

Account name: BBC FOUNDATION
 Friendly account name: #29162 Alliance
 Account number: CC 29166 01

Your Financial Advisor:
 RMJ GROUP
 423-267-1813/800-669-2723

Realized gains and losses (continued)

Short-term capital gains and losses (continued)

Security description	Method	Quantity or face value (\$)	Purchase date	Sale date	Sale amount (\$)	Purchase amount (\$)	Loss (\$)	Gain (\$)	Net gain or loss (\$)
AVON PRODUCTS INC									
	FIFO	6 000	Jun 03, 09	Aug 04, 09	217 79	167 40		50 39	
	FIFO	13 000	Jul 21, 09	Aug 04, 09	420 54	375 26		45 28	
	FIFO	13 000	Jul 21, 09	Aug 04, 09	420 54	371 75		48 79	
	FIFO	12 000	Jul 21, 09	Aug 04, 09	388 19	345 31		42 88	
	FIFO	11 000	Jul 30, 09	Aug 04, 09	355 84	354 53		1 31	
AXIS CAPITAL HOLDINGS LTD SHS									
	FIFO	26 000	Dec 16, 08	Feb 04, 09	653 89	716 44	-62 55		
	FIFO	8 000	Dec 16, 08	Feb 03, 09	199 77	220 44	-20 67		
	FIFO	19 000	Dec 16, 08	Feb 03, 09	475 89	523 55	-47 66		
	FIFO	8 000	Dec 16, 08	Jan 23, 09	209 75	220 44	-10 69		
	FIFO	9 000	Dec 16, 08	Jan 06, 09	269 99	248 00		21 99	
BEST BUY CO INC									
	FIFO	5 000	Feb 06, 09	Jun 19, 09	172 85	148 15		24 70	
	FIFO	6 000	Feb 13, 09	Jun 19, 09	207 42	184 29		23 13	
	FIFO	9 000	Mar 09, 09	Jun 19, 09	311 13	224 55		86 58	
	FIFO	2 000	Feb 06, 09	Apr 08, 09	78 67	59 26		19 41	
	FIFO	8 000	Feb 05, 09	Mar 23, 09	269 52	236 98		32 54	
	FIFO	12 000	Feb 06, 09	Mar 23, 09	404 28	355 55		48 73	
BIG LOTS INC									
	FIFO	31 000	Apr 20, 09	Jun 24, 09	616 88	800 89	-184 01		
BMC SOFTWARE INC									
	FIFO	12 000	Feb 06, 09	Apr 17, 09	395 87	341 81		54 06	
	FIFO	3 000	Feb 06, 09	Apr 17, 09	98 97	86 51		12 46	
	FIFO	9 000	Feb 09, 09	Apr 17, 09	296 90	262 86		34 04	
	FIFO	9 000	Feb 06, 09	Apr 08, 09	298 70	259 53		39 17	
	FIFO	5 000	Feb 05, 09	Apr 06, 09	165 75	139 64		26 11	
	FIFO	2 000	Feb 06, 09	Apr 06, 09	66 30	57 67		8 63	
	FIFO	7 000	Feb 05, 09	Mar 24, 09	226 40	195 49		30 91	
BORG WARNER INC									
	FIFO	14 000	Apr 08, 09	Aug 04, 09	475 99	323 84		152 15	
	FIFO	9 000	Apr 15, 09	Aug 04, 09	305 99	225 05		80 94	
	FIFO	15 000	May 04, 09	Aug 04, 09	509 98	470 27		39 71	
	FIFO	9 000	May 05, 09	Aug 04, 09	305 99	269 45		36 54	
BROADCOM CORP CL A									
	FIFO	1 000	Dec 17, 08	Aug 04, 09	28 12	18 64		9 48	
	FIFO	11 000	Dec 19, 08	Aug 04, 09	309.31	195 44		113 87	

continued next page



Friendly account name: #29162 Alliance
 Account number: CC 29166 01

Realized gains and losses (continued)

Short-term capital gains and losses (continued)

Security description	Method	Quantity or face value (\$)	Purchase date	Sale date	Sale amount (\$)	Purchase amount (\$)	Loss (\$)	Gain (\$)	Net gain or loss (\$)
	FIFO	17 000	Dec 22, 08	Aug 04, 09	478 03	292 63		185 40	
	FIFO	1 000	Dec 23, 08	Aug 04, 09	28 12	17 26		10 86	
	FIFO	15 000	Mar 23, 09	Aug 04, 09	421 79	318 88		102 91	
	FIFO	3 000	May 06, 09	Aug 04, 09	84 36	72 20		12 16	
	FIFO	10 000	May 07, 09	Aug 04, 09	281 19	226 12		55 07	
	FIFO	14 000	Dec 17, 08	Feb 23, 09	222 10	266 03	-43 93		
	FIFO	14 000	Dec 17, 08	Feb 23, 09	222 10	260 91	-38 81		
	FIFO	1 000	Dec 16, 08	Feb 20, 09	16 40	18 79	-2 39		
	FIFO	25 000	Dec 16, 08	Feb 20, 09	409 94	459 63	-49 69		
	FIFO	13 000	Dec 17, 08	Feb 20, 09	213 17	247 03	-33 86		
BROCADE COMMUNICATIONS									
SYS INC NEW	FIFO	16 000	Apr 16, 09	Aug 04, 09	134 88	72 79		62 09	
	FIFO	55 000	Apr 17, 09	Aug 04, 09	463 64	255 75		207 89	
	FIFO	76 000	Apr 20, 09	Aug 04, 09	640 66	338 20		302 46	
	FIFO	44 000	Jun 23, 09	Aug 04, 09	370 91	320 76		50 15	
	FIFO	70 000	Jul 07, 09	Aug 04, 09	590 08	526 40		63 68	
	FIFO	36 000	Jul 30, 09	Aug 04, 09	303 47	294 48		8 99	
	FIFO	48 000	Apr 16, 09	May 19, 09	302 39	218 38		84 01	
	FIFO	8 000	Mar 30, 09	Aug 04, 09	251 43	259 20	-7 77		
	FIFO	8 000	Apr 09, 09	Aug 04, 09	251 43	292 00	-40 57		
	FIFO	7 000	Apr 14, 09	Aug 04, 09	220 00	236 39	-16 39		
	FIFO	8 000	Mar 30, 09	May 07, 09	285 90	259 20		26 70	
C H ROBINSON WORLDWIDE									
INC NEW	FIFO	3 000	Apr 17, 09	Jun 09, 09	161 18	146 81		14 37	
	FIFO	13 000	Apr 20, 09	Jun 09, 09	698 43	626 27		72 16	
	FIFO	39 000	Jun 05, 09	Jul 21, 09	592 78	483 06		109 72	
	FIFO	1 000	Jun 03, 09	Jul 20, 09	15 02	12 61		2 41	
	FIFO	37 000	Jun 05, 09	Jul 20, 09	555 59	458 29		97 30	
	FIFO	13 000	Jun 03, 09	Jul 17, 09	198 68	163 88		34 80	
	FIFO	20 000	Jun 01, 09	Jul 16, 09	300 28	245 64		54 64	
	FIFO	17 000	Jun 02, 09	Jul 16, 09	255 24	218 24		37 00	
	FIFO	11 000	Jul 30, 09	Aug 04, 09	300 84	315 16	-14 32		

continued next page



Investment Account

Account name: BBC FOUNDATION
 Friendly account name: #29162 Alliance
 Account number: CC 29166 01

Your Financial Advisor:
 RMJ GROUP
 423-267-1813/800-669-2723

Realized gains and losses (continued)

Short-term capital gains and losses (continued)

Security description	Method	Quantity or face value (\$)	Purchase date	Sale date	Sale amount (\$)	Purchase amount (\$)	Loss (\$)	Gain (\$)	Net gain or loss (\$)
CENTIL EUROPEAN DISTR	FIFO	11 000	Jul 31, 09	Aug 04, 09	300 84	314 72	-13 88		
	FIFO	10 000	Aug 03, 09	Aug 04, 09	273 49	273 80	-0 31		
CORP	FIFO	15 000	Dec 16, 08	Feb 25, 09	127 66	335 61	-207 95		
	FIFO	18 000	Dec 16, 08	Feb 24, 09	164 97	402 73	-237 76		
	FIFO	22 000	Dec 16, 08	Feb 23, 09	200 13	492 22	-292 09		
	FIFO	10 000	Dec 16, 08	Jan 08, 09	225 75	223 74	2 01		
CEPHALON INC	FIFO	7 000	Mar 04, 09	Aug 04, 09	414 60	446 89	-32 29		
	FIFO	3 000	Mar 05, 09	Aug 04, 09	177 68	185 80	-8 12		
	FIFO	4 000	Mar 05, 09	Aug 04, 09	236 91	247 84	-10 93		
	FIFO	3 000	Mar 17, 09	Aug 04, 09	177 68	202 61	-24 93		
CERNER CORP	FIFO	13 000	Feb 23, 09	Mar 19, 09	578 71	484 92		93 79	
CF INDUSTRIES HOLDINGS INC	FIFO	1 000	Apr 09, 09	May 29, 09	77 50	72 67		4 83	
	FIFO	1 000	Apr 14, 09	May 29, 09	77 50	73 75		3 75	
	FIFO	2 000	Apr 15, 09	May 29, 09	155 01	148 71		6 30	
	FIFO	4 000	Apr 24, 09	May 29, 09	310 02	284 52		25 50	
	FIFO	4 000	Mar 31, 09	May 28, 09	313 94	287 69		26 25	
	FIFO	6 000	Mar 25, 09	May 27, 09	487 27	432 23		55 04	
CLEAN HARBORS INC	FIFO	4 000	Mar 25, 09	May 22, 09	325 25	288 15		37 10	
	FIFO	7 000	Dec 16, 08	May 04, 09	352 43	403 77	-51 34		
	FIFO	5 000	Dec 16, 08	May 04, 09	247 73	288 41	-40 68		
	FIFO	7 000	Dec 16, 08	Apr 28, 09	325 99	403 77	-77 78		
CLOROX CO	FIFO	6 000	Dec 16, 08	Apr 28, 09	280 02	346 09	-66 07		
	FIFO	9 000	Mar 04, 09	May 01, 09	505 53	429 49		76 04	
	FIFO	10 000	Mar 04, 09	May 01, 09	561 70	474 96		86 74	
COCA COLA ENTERPRISES	FIFO	67 000	May 07, 09	Aug 04, 09	1,287 70	1,165 41		122 29	
COMPANHIA BRASILEIRA DE DISTRIBUICAO GROPU PAO SPON ADR	FIFO	10 000	Feb 20, 09	Mar 26, 09	277 15	240 75		36 40	
CON-WAY INC	FIFO	12 000	May 06, 09	Aug 04, 09	552 47	322 21		230 26	

continued next page



Friendly account name: #29162 Alliance
Account number: CC 29166 01

Realized gains and losses (continued)

Short-term capital gains and losses (continued)

Security description	Method	Quantity or face value (\$)	Purchase date	Sale date	Sale amount (\$)	Purchase amount (\$)	Loss (\$)	Gain (\$)	Net gain or loss (\$)
	FIFO	11 000	May 06, 09	Aug 04, 09	506 43	291 71		214 72	
	FIFO	18 000	May 08, 09	Aug 04, 09	828 70	509 85		318 85	
	FIFO	8 000	May 11, 09	Aug 04, 09	368 31	221 59		146 72	
CONCHO RESOURCES INC	FIFO	19 000	Jun 05, 09	Aug 04, 09	646 93	603 25		43 68	
	FIFO	12 000	Jun 08, 09	Aug 04, 09	408 59	378 22		30 37	
	FIFO	14 000	Jun 09, 09	Aug 04, 09	476 69	442 09		34 60	
	FIFO	21 000	Jun 19, 09	Aug 04, 09	715 03	614 36		100 67	
CONCUR TECHNOLOGIES INC	FIFO	40 000	Dec 16, 08	Feb 05, 09	916 75	1,205 64	-288 89		
	FIFO	30 000	Dec 16, 08	Feb 05, 09	666 30	904 23	-237 93		
	FIFO	21 000	Dec 16, 08	Jan 08, 09	623 40	632 96	-9 56		
COVENTRY HEALTH CARE INC NEW	FIFO	15 000	May 08, 09	Aug 04, 09	341 09	286 49		54 60	
	FIFO	30 000	May 11, 09	Aug 04, 09	682 18	562 06		120 12	
	FIFO	14 000	May 18, 09	Aug 04, 09	318 35	267 24		51 11	
	FIFO	15 000	Jan 30, 09	Feb 26, 09	183 35	224 40	-41 05		
	FIFO	11 000	Jan 30, 09	Feb 26, 09	134 45	160 47	-26 02		
	FIFO	13 000	Jan 29, 09	Feb 25, 09	179 94	199 53	-19 59		
	FIFO	7 000	Jan 29, 09	Feb 25, 09	96 89	107 72	-10 83		
	FIFO	5 000	Jan 30, 09	Feb 25, 09	69 21	74 80	-5 59		
	FIFO	3 000	Feb 05, 09	Jun 19, 09	68 76	62 98		5 78	
	FIFO	13 000	Feb 10, 09	Jun 19, 09	297 95	277 25		20 70	
CROWN HOLDINGS INC	FIFO	7 000	Feb 13, 09	Jun 19, 09	160 43	152 93		7 50	
	FIFO	4 000	Feb 13, 09	Jun 19, 09	91 60	87 39		4 21	
	FIFO	6 000	Mar 04, 09	Jun 19, 09	137 40	127 13		10 27	
	FIFO	14 000	Mar 05, 09	Jun 19, 09	320 59	297 85		22 74	
	FIFO	21 000	Feb 05, 09	Jun 18, 09	467 28	440 83		26 45	
	FIFO	9 000	Feb 04, 09	Apr 16, 09	215 90	185 70		30 20	
D R R HORTON INC	FIFO	10 000	Feb 04, 09	Apr 16, 09	239 89	209 88		30 01	
	FIFO	6 000	Feb 05, 09	Apr 16, 09	143 94	125 95		17 99	
	FIFO	4 000	Mar 11, 09	Apr 17, 09	49 58	31 32		18 26	
	FIFO	25 000	Mar 19, 09	Apr 17, 09	309 89	232 81		77 08	
FIFO	5 000	Mar 23, 09	Apr 17, 09	61 98	48 30		13 68		

continued next page



Investment Account

Account name: BBC FOUNDATION
 Friendly account name: #29162 Alliance
 Account number: CC 29166 01

Your Financial Advisor:
 RMJ GROUP
 423-267-1813/800-669-2723

Realized gains and losses (continued)

Short-term capital gains and losses (continued)

Security description	Method	Quantity or face value (\$)	Purchase date	Sale date	Sale amount (\$)	Purchase amount (\$)	Loss (\$)	Gain (\$)	Net gain or loss (\$)
	FIFO	18 000	Mar 25, 09	Apr 17, 09	223 12	185 39		37 73	
	FIFO	9 000	Feb 26, 09	Apr 16, 09	102 72	79 16		23 56	
	FIFO	23 000	Mar 11, 09	Apr 16, 09	262 49	180 09		82 40	
	FIFO	17 000	Feb 26, 09	Apr 15, 09	191 24	149 53		41 71	
	FIFO	29 000	Feb 26, 09	Apr 15, 09	326 24	251 47		74 77	
DARDEN RESTAURANTS INC									
	FIFO	4 000	Apr 22, 09	Jul 31, 09	130 38	161 62	-31 24		
	FIFO	4 000	Apr 22, 09	Jul 31, 09	130 38	163 64	-33 26		
	FIFO	4 000	Apr 23, 09	Jul 31, 09	130 38	157 57	-27 19		
	FIFO	8 000	Apr 23, 09	Jul 31, 09	260 77	320 27	-59 50		
DECKERS OUTDOOR CORP									
	FIFO	5 000	Dec 18, 08	Feb 27, 09	212 23	365 95	-153 72		
	FIFO	6 000	Dec 19, 08	Feb 27, 09	254 67	451 96	-197 29		
DENBURY RESOURCES INC									
NEW	FIFO	20 000	Mar 06, 09	Apr 09, 09	341 01	255 66		85 35	
	FIFO	13 000	Mar 09, 09	Apr 09, 09	221 66	181 80		39 86	
	FIFO	14 000	Mar 06, 09	Mar 19, 09	232 08	178 96		53 12	
DEVRY INC DEL									
	FIFO	16 000	Dec 16, 08	Apr 09, 09	685 94	877 81	-191 87		
	FIFO	5 000	Dec 16, 08	Feb 11, 09	289 31	274 32		14 99	
	FIFO	9 000	Dec 16, 08	Feb 10, 09	518 74	493 77		24 97	
	FIFO	4 000	Dec 16, 08	Feb 04, 09	231 80	219 45		12 35	
	FIFO	7 000	Dec 16, 08	Jan 26, 09	420 13	384 04		36 09	
	FIFO	2 000	Dec 16, 08	Jan 23, 09	120 97	109 73		11 24	
	FIFO	5 000	Dec 16, 08	Jan 22, 09	311 80	274 32		37 48	
	FIFO	2 000	Dec 16, 08	Jan 20, 09	117 44	109 73		7 71	
DICK'S SPORTING GOODS INC									
	FIFO	20 000	Dec 16, 08	May 06, 09	383 24	269 43		113 81	
	FIFO	18 000	Dec 16, 08	May 05, 09	345 71	242 49		103 22	
	FIFO	23 000	Dec 16, 08	May 04, 09	459 08	309 85		149 23	
	FIFO	14 000	Dec 16, 08	Apr 29, 09	265 73	188 60		77 13	
DIRECTV GROUP INC									
MERGER EFF 11/09	FIFO	12 000	Dec 16, 08	Jun 17, 09	273 11	277 99	-4 88		
	FIFO	13 000	Jan 14, 09	Jun 17, 09	295 87	270 96		24 91	

continued next page



Friendly account name: #29162 Alliance
Account number: CC 29166 01

Realized gains and losses (continued)

Short-term capital gains and losses (continued)

Security description	Method	Quantity or face value (\$)	Purchase date	Sale date	Sale amount (\$)	Purchase amount (\$)	Loss (\$)	Gain (\$)	Net gain or loss (\$)
	FIFO	13 000	May 07, 09	Jun 17, 09	295.87	311.48	-15.61		
	FIFO	31 000	Dec 16, 08	Jun 16, 09	691.04	718.14	-27.10		
	FIFO	24 000	Dec 16, 08	Jun 01, 09	552.01	555.98	-3.97		
	FIFO	13 000	Dec 16, 08	Apr 07, 09	310.01	301.16		8.85	
DISCOVERY COMMUNICATIONS:									
INC CLA	FIFO	16 000	Mar 30, 09	Aug 04, 09	407.51	251.76		155.75	
	FIFO	16 000	Mar 31, 09	Aug 04, 09	407.51	259.72		147.79	
	FIFO	31 000	Apr 01, 09	Aug 04, 09	789.55	527.64		261.91	
	FIFO	16 000	Apr 01, 09	Aug 04, 09	407.51	268.65		138.86	
DOLLAR TREE INC	FIFO	15 000	Feb 17, 09	Feb 25, 09	555.34	515.97		39.37	
ENDURANCE SPECIALTY									
HOLDINGS LTD ORD	FIFO	7 000	Mar 12, 09	Aug 04, 09	227.00	157.82		69.18	
	FIFO	10 000	Mar 13, 09	Aug 04, 09	324.29	226.48		97.81	
	FIFO	9 000	Mar 16, 09	Aug 04, 09	291.86	210.27		81.59	
	FIFO	3 000	Jul 06, 09	Aug 04, 09	97.29	90.15		7.14	
	FIFO	4 000	Jul 07, 09	Aug 04, 09	129.72	121.80		7.92	
	FIFO	6 000	Jul 08, 09	Aug 04, 09	194.57	181.36		13.21	
	FIFO	8 000	Dec 16, 08	Jul 27, 09	260.63	223.50		37.13	
	FIFO	1 000	Mar 12, 09	Jul 27, 09	32.58	22.55		10.03	
	FIFO	18 000	Dec 16, 08	Jul 24, 09	587.68	502.88		84.80	
	FIFO	9 000	Dec 16, 08	Jan 07, 09	292.24	251.44		40.80	
EQUINIX INC NEW									
	FIFO	4 000	Aug 25, 08	Aug 04, 09	330.47	305.13		25.34	
	FIFO	5 000	Nov 10, 08	Aug 04, 09	413.09	314.58		98.51	
	FIFO	20 000	Dec 16, 08	Aug 04, 09	1,652.35	1,007.78		644.57	
	FIFO	3 000	Aug 25, 08	May 08, 09	201.80	228.84	-27.04		
	FIFO	3 000	Jun 05, 08	May 07, 09	196.94	296.43	-99.49		
	FIFO	4 000	Jun 05, 08	Apr 29, 09	283.95	395.24	-111.29		
	FIFO	6 000	Apr 17, 08	Feb 19, 09	276.02	437.57	-161.55		
	FIFO	12 000	Apr 01, 08	Feb 18, 09	550.23	828.81	-278.58		
	FIFO	4 000	Apr 17, 08	Feb 18, 09	183.41	291.71	-108.30		
EVEREST RE GROUP LTD									
BERMUDA	FIFO	25 000	Dec 16, 08	Aug 04, 09	2,079.44	1,907.68		171.76	

continued next page



Investment Account

Account name: BBC FOUNDATION
 Friendly account name: #29162 Alliance
 Account number: CC 29166 01

Your Financial Advisor:
 RMJ GROUP
 423-267-1813/800-669-2723

Realized gains and losses (continued)

Short-term capital gains and losses (continued)

Security description	Method	Quantity or face value (\$)	Purchase date	Sale date	Sale amount (\$)	Purchase amount (\$)	Loss (\$)	Gain (\$)	Net gain or loss (\$)
EXPEDIA INC (DELA)	FIFO	1 000	Feb 12, 09	Aug 04, 09	83 18	68 57		14 61	
	FIFO	18 000	May 28, 09	Aug 04, 09	378 89	276 41		102 48	
	FIFO	17 000	May 29, 09	Aug 04, 09	357 84	280 48		77 36	
	FIFO	18 000	Jun 01, 09	Aug 04, 09	378 89	315 00		63 89	
EXPRESS SCRIPTS INC	FIFO	11 000	Apr 08, 09	Aug 04, 09	757 77	537 00		220 77	
	FIFO	10 000	Apr 09, 09	Aug 04, 09	688 88	503 84		185 04	
FASTENAL CO	FIFO	16 000	Dec 16, 08	Mar 16, 09	448 35	538 08	-89 73		
	FIFO	24 000	Dec 16, 08	Jan 08, 09	799 61	807 12	-7 51		
FIFTH THIRD BANCORP	FIFO	38 000	Jul 23, 09	Aug 04, 09	360 99	307 80		53 19	
	FIFO	48 000	Jul 23, 09	Aug 04, 09	455 99	391 88		64 11	
	FIFO	38 000	Jul 24, 09	Aug 04, 09	360 99	320 34		40 65	
	FIFO	63 000	Jul 24, 09	Aug 04, 09	598 48	543 06		55 42	
FIRST SOLAR INC	FIFO	9 000	Dec 16, 08	Feb 26, 09	928 38	1,079 84	-151 46		
	FIFO	2 000	Dec 16, 08	Feb 18, 09	263 93	239 96		23 97	
	FIFO	3 000	Dec 16, 08	Feb 10, 09	450 22	359 95		90 27	
	FIFO	6 000	Dec 16, 08	Feb 06, 09	887 62	719 89		167 73	
FLOWERS FOODS INC	FIFO	36 000	Dec 16, 08	May 29, 09	759 67	849 18	-89 51		
	FIFO	15 000	Dec 16, 08	May 28, 09	312 76	353 82	-41 06		
	FIFO	9 000	Dec 16, 08	May 28, 09	190 35	212 29	-21 94		
FLOWERVE CORP	FIFO	3 000	Jan 07, 09	Aug 04, 09	250 01	172 01		78 00	
	FIFO	14 000	Mar 10, 09	Aug 04, 09	1,166 73	698 08		468 65	
	FIFO	2 000	Jul 30, 09	Aug 04, 09	166 68	159 13		7 55	
	FIFO	2 000	Jul 31, 09	Aug 04, 09	166 68	163 67		3 01	
	FIFO	1 000	Jan 07, 09	Mar 25, 09	57 63	57 34		0 29	
FLUOR CORP NEW	FIFO	2 000	Jan 07, 09	Aug 04, 09	108 16	95 34		12 82	
	FIFO	3 000	Jan 07, 09	Aug 04, 09	162 24	140 04		22 20	
	FIFO	11 000	Jan 08, 09	Aug 04, 09	594 86	525 70		69 16	
	FIFO	22 000	Feb 09, 09	Aug 04, 09	1,189 73	928 05		261 68	
FOSTER WHEELER AG	FIFO	50 000	Dec 16, 08	Aug 04, 09	1,177 46	1,288 47	-111 01		
FTI CONSULTING INC	FIFO	15 000	Dec 16, 08	Feb 20, 09	617 67	644 79	-27 12		
F5 NETWORKS INC	FIFO	11 000	Jan 08, 09	Mar 19, 09	227 15	257 38	-30 23		

continued next page



Friendly account name: #29162 Alliance
Account number: CC 29166 01

Realized gains and losses (continued)

Short-term capital gains and losses (continued)

Security description	Method	Quantity or face value (\$)	Purchase date	Sale date	Sale amount (\$)	Purchase amount (\$)	Loss (\$)	Gain (\$)	Net gain or loss (\$)
GAMESTOP CORP NEW (HOLDING CO) CL A	FIFO	12 000	Jan 20, 09	Mar 19, 09	247 79	264 00	-16 21		
	FIFO	25 000	Dec 16, 08	Mar 18, 09	508 61	536 24	-27 63		
GENL CABLE CORP	FIFO	24 000	Dec 16, 08	May 26, 09	560 41	579 26	-18 85		
	FIFO	3 000	Dec 16, 08	Feb 26, 09	84 98	72 41		12 57	
	FIFO	2 000	Dec 16, 08	Feb 25, 09	54 21	48 27		5 94	
	FIFO	9 000	Dec 16, 08	Feb 19, 09	247 77	217 22		30 55	
	FIFO	4 000	Dec 16, 08	Feb 19, 09	106 87	96 54		10 33	
	FIFO	6 000	Dec 16, 08	Feb 13, 09	160 02	144 82		15 20	
	FIFO	1 000	Dec 16, 08	Jan 30, 09	25 14	24 14		1 00	
	FIFO	16 000	Dec 16, 08	Jan 08, 09	410 58	386 18		24 40	
	FIFO	3 000	May 28, 09	Aug 04, 09	122 28	111 45		10 83	
	FIFO	12 000	May 29, 09	Aug 04, 09	489 11	461 16		27 95	
GROUP 1 AUTOMOTIVE INC	FIFO	14 000	Jun 01, 09	Aug 04, 09	570 62	562 24		8 38	
	FIFO	16 000	Jun 19, 09	Aug 04, 09	652 14	580 00		72 14	
	FIFO	3 000	May 01, 09	Jun 18, 09	60 20	67 20	-7 00		
	FIFO	17 000	May 27, 09	Jun 18, 09	341 16	344 45	-3 29		
HERTZ GLOBAL HOLDINGS INC	FIFO	15 000	Apr 28, 09	Jun 09, 09	359 99	285 00		74 99	
	FIFO	5 000	May 01, 09	Jun 09, 09	120 00	111 99		8 01	
	FIFO	33 000	May 29, 09	Jul 30, 09	311 91	221 10		90 81	
	FIFO	31 000	May 29, 09	Jul 30, 09	301 05	207 70		93 35	
HOLOGIC INC	FIFO	35 000	May 29, 09	Jul 29, 09	330 74	234 50		96 24	
	FIFO	35 000	May 28, 09	Jul 27, 09	327 24	224 00		103 24	
	FIFO	22 000	Dec 16, 08	Jan 08, 09	255 49	288 41	-32 92		
	FIFO	33 000	Dec 16, 08	Jan 07, 09	407 52	432 62	-25 10		
HORNBECK OFFSHORE SERVICES INC NEW	FIFO	10 000	Dec 16, 08	Jan 07, 09	119 90	131 10	-11 20		
	FIFO	46 000	Dec 16, 08	Jun 11, 09	1,322 45	701 91		620 54	
	FIFO	9 000	Dec 16, 08	Jan 22, 09	152 06	137 33		14 73	
HUDSON CITY BANCORP INC	FIFO	10 000	Mar 19, 09	Jul 06, 09	133 20	114 70		18 50	
	FIFO	10 000	Mar 20, 09	Jul 06, 09	133 20	113 49		19 71	

continued next page



Investment Account

Account name: BBC FOUNDATION
 Friendly account name: #29162 Alliance
 Account number: CC 29166 01

Your Financial Advisor:
 RMJ GROUP
 423-267-1813/800-669-2723

Realized gains and losses (continued)

Short-term capital gains and losses (continued)

Security description	Method	Quantity or face value (\$)	Purchase date	Sale date	Sale amount (\$)	Purchase amount (\$)	Loss (\$)	Gain (\$)	Net gain or loss (\$)
	FIFO	22 000	Mar 24, 09	Jul 06, 09	293 03	270 58		22 45	
	FIFO	23 000	Mar 25, 09	Jul 06, 09	306 35	268 62		37 73	
	FIFO	22 000	Apr 09, 09	Jul 06, 09	293 03	272 12		20 91	
HUNT J B TRANS SVCS INC	FIFO	15 000	Apr 15, 09	Aug 04, 09	433 64	405 65		27 99	
	FIFO	15 000	Apr 15, 09	Aug 04, 09	433 64	402 55		31 09	
	FIFO	4 000	May 13, 09	Aug 04, 09	115 64	102 59		13 05	
	FIFO	5 000	May 14, 09	Aug 04, 09	144 55	133 94		10 61	
ICON PLC SPON ADR	FIFO	3 000	Dec 18, 08	Apr 28, 09	48 05	59 24	-11 19		
	FIFO	8 000	Jan 09, 09	Apr 28, 09	128 14	174 96	-46 82		
	FIFO	9 000	Jan 29, 09	Apr 28, 09	144 16	178 53	-34 37		
	FIFO	5 000	Mar 23, 09	Apr 28, 09	80 09	86 04	-5 95		
	FIFO	11 000	Dec 16, 08	Apr 27, 09	176 21	210 44	-34 23		
	FIFO	7 000	Dec 18, 08	Apr 27, 09	112 13	138 24	-26 11		
	FIFO	44 000	Dec 16, 08	Apr 22, 09	590 79	841 76	-250 97		
ICONIX BRAND GROUP INC	FIFO	71 000	Jun 05, 09	Aug 04, 09	1,265 89	1,093 35		172 54	
	FIFO	24 000	Jun 05, 09	Aug 03, 09	429 59	369 58		60 01	
IHS INC CL A	FIFO	4 000	Dec 16, 08	May 29, 09	190 77	142 10		48 67	
	FIFO	5 000	Mar 23, 09	May 29, 09	238 47	209 65		28 82	
	FIFO	8 000	Dec 16, 08	May 28, 09	376 48	284 20		92 28	
	FIFO	8 000	Dec 16, 08	May 28, 09	380 24	284 20		96 04	
	FIFO	10 000	Dec 16, 08	Jan 09, 09	460 57	355 25		105 32	
ILLUMINA INC	FIFO	2 000	Sep 05, 08	Aug 04, 09	73 14	81 00	-7 86		
	FIFO	20 000	Oct 09, 08	Aug 04, 09	731 37	637 60		93 77	
	FIFO	5 000	Sep 05, 08	Mar 23, 09	191 50	202 51	-11 01		
	FIFO	1 000	Sep 05, 08	Feb 09, 09	35 03	40 50	-5 47		
	FIFO	2 000	Sep 05, 08	Feb 04, 09	67 33	81 00	-13 67		
INGERSOLL-RAND PLC	FIFO	11 000	Jul 27, 09	Aug 04, 09	317 78	298 09		19 69	
	FIFO	5 000	Jul 28, 09	Aug 04, 09	144 45	138 72		5 73	
	FIFO	4 000	Jul 29, 09	Aug 04, 09	115 56	110 76		4 80	
	FIFO	4 000	Jul 30, 09	Aug 04, 09	115 56	115 83	-0 27		
	FIFO	4 000	Jul 31, 09	Aug 04, 09	115 56	116 18	-0 62		

continued next page



Friendly account name: #29162 Alliance
Account number: CC 29166 01

Realized gains and losses (continued)

Short-term capital gains and losses (continued)

Security description	Method	Quantity or face value (\$)	Purchase date	Sale date	Sale amount (\$)	Purchase amount (\$)	Loss (\$)	Gain (\$)	Net gain or loss (\$)
INTREPID POTASH INC	FIFO	4 000	Aug 03, 09	Aug 04, 09	115 56	116 26	-0 70		
	FIFO	6 000	Dec 24, 08	Jan 30, 09	124 38	102 23		22 15	
	FIFO	13 000	Jan 22, 09	Jan 30, 09	269 48	265 20		4 28	
	FIFO	7 000	Dec 24, 08	Jan 28, 09	154 49	119 27		35 22	
	FIFO	28 000	Dec 19, 08	Jan 26, 09	628 59	518 21		110 38	
	FIFO	1 000	Dec 24, 08	Jan 26, 09	22 45	17 04		5 41	
INVESCO LTD	FIFO	22 000	Jun 11, 09	Aug 04, 09	434 49	409 67		24 82	
	FIFO	10 000	Jun 12, 09	Aug 04, 09	197 49	184 71		12 78	
	FIFO	10 000	Jun 15, 09	Aug 04, 09	197 49	181 79		15 70	
	FIFO	7 000	Jun 16, 09	Aug 04, 09	138 25	120 41		17 84	
	FIFO	16 000	Jun 16, 09	Aug 04, 09	315 99	279 71		36 28	
	FIFO	33 000	Jun 29, 09	Aug 04, 09	651 73	582 10		69 63	
	FIFO	23 000	Jul 20, 09	Aug 04, 09	454 24	420 90		33 34	
	FIFO	4 000	Dec 22, 08	Feb 27, 09	181 36	233 45	-52 09		
	FIFO	1 000	Dec 22, 08	Feb 27, 09	45 34	57 89	-12 55		
	FIFO	4 000	Jan 12, 09	Feb 27, 09	181 36	245 50	-64 14		
ITRON INC	FIFO	2 000	Dec 19, 08	Feb 18, 09	106 69	117 81	-11 12		
	FIFO	2 000	Dec 22, 08	Feb 18, 09	106 69	116 73	-10 04		
	FIFO	2 000	Jan 07, 09	Jul 24, 09	94 00	100 27	-6 27		
	FIFO	2 000	Jan 07, 09	Jul 24, 09	94 00	98 59	-4 59		
ITT CORP	FIFO	20 000	Jan 09, 09	Jul 24, 09	939 98	975 00	-35 02		
	FIFO	5 000	Jan 14, 09	Jul 24, 09	234 99	230 42		4 57	
	FIFO	4 000	Jan 26, 09	Jul 24, 09	188 00	181 60		6 40	
	FIFO	1 000	Feb 12, 09	Apr 29, 09	98 26	123 37	-25 11		
ITT EDUCATIONAL SERVICES INC	FIFO	1 000	Feb 17, 09	Apr 29, 09	98 26	124 30	-26 04		
	FIFO	1 000	Feb 18, 09	Apr 29, 09	98 26	125 30	-27 04		
	FIFO	1 000	Feb 20, 09	Apr 29, 09	98 26	113 66	-15 40		
	FIFO	1 000	Mar 23, 09	Apr 29, 09	98 26	115 91	-17 65		
	FIFO	1 000	Feb 10, 09	Apr 13, 09	99 29	127 51	-28 22		
	FIFO	2 000	Feb 11, 09	Apr 13, 09	198 58	258 36	-59 78		
	FIFO	1 000	Feb 12, 09	Apr 13, 09	99 29	123 37	-24 08		
	FIFO	1 000	Feb 12, 09	Apr 29, 09	98 26	123 37	-25 11		
	FIFO	1 000	Feb 17, 09	Apr 29, 09	98 26	124 30	-26 04		
	FIFO	1 000	Feb 18, 09	Apr 29, 09	98 26	125 30	-27 04		

continued next page



Investment Account

Account name: BBC FOUNDATION
 Friendly account name: #29162 Alliance
 Account number: CC 29166 01

Your Financial Advisor:
 RMJ GROUP
 423-267-1813/800-669-2723

Realized gains and losses (continued)

Short-term capital gains and losses (continued)

Security description	Method	Quantity or face value (\$)	Purchase date	Sale date	Sale amount (\$)	Purchase amount (\$)	Loss (\$)	Gain (\$)	Net gain or loss (\$)
JACOBS ENGINEERING GROUP									
INC	FIFO	2 000	Feb 10, 09	Apr 09, 09	200 18	255 02	-54 84		
	FIFO	3 000	Feb 10, 09	Apr 09, 09	300 27	383 63	-83 36		
	FIFO	7 000	Mar 23, 09	Aug 04, 09	291 68	281 17		10 51	
	FIFO	10 000	Apr 15, 09	Aug 04, 09	416 69	431 03	-14 34		
	FIFO	6 000	Jun 09, 09	Aug 04, 09	250 01	270 58	-20 57		
	FIFO	2 000	Jan 07, 09	Jul 30, 09	80 16	103 82	-23 66		
	FIFO	2 000	Jan 07, 09	Jul 30, 09	80 16	100 54	-20 38		
	FIFO	3 000	Mar 23, 09	Jul 30, 09	120 24	120 50	-0 26		
JARDEN CORP									
	FIFO	11 000	Apr 22, 09	Aug 04, 09	276 09	200 15		75 94	
	FIFO	13 000	Apr 23, 09	Aug 04, 09	326 29	229 97		96 32	
	FIFO	31 000	Apr 24, 09	Aug 04, 09	778 08	596 50		181 58	
	FIFO	13 000	Apr 27, 09	Aug 04, 09	326 29	243 62		82 67	
JETBLUE AIRWAYS CORP									
	FIFO	50 000	Apr 20, 09	May 29, 09	222 49	254 00	-31 51		
	FIFO	26 000	Apr 28, 09	May 29, 09	115 70	129 47	-13 77		
	FIFO	13 000	Apr 16, 09	May 28, 09	56 55	65 65	-9 10		
	FIFO	43 000	Apr 17, 09	May 28, 09	187 04	226 18	-39 14		
	FIFO	19 000	Apr 20, 09	May 28, 09	82 65	96 52	-13 87		
	FIFO	57 000	Apr 15, 09	Apr 30, 09	282 14	270 04		12 10	
	FIFO	42 000	Apr 16, 09	Apr 30, 09	207 89	212 10	-4 21		
JOY GLOBAL INC									
	FIFO	7 000	Jun 05, 09	Aug 04, 09	267 18	281 40	-14 22		
	FIFO	8 000	Jun 05, 09	Aug 04, 09	305 35	322 36	-17 01		
	FIFO	2 000	Jun 08, 09	Aug 04, 09	76 34	77 83	-1 49		
	FIFO	5 000	Jun 09, 09	Aug 04, 09	190 84	207 39	-16 55		
	FIFO	11 000	Jun 10, 09	Aug 04, 09	419 86	446 87	-27 01		
JUNIPER NETWORKS INC									
	FIFO	44 000	May 05, 09	Aug 04, 09	1,144 85	1,012 42		132 43	
	FIFO	15 000	May 06, 09	Aug 04, 09	390 29	344 78		45 51	
	FIFO	30 000	May 20, 09	Aug 04, 09	780 58	685 15		95 43	
KEYCORP NEW									
	FIFO	58 000	Jul 23, 09	Aug 04, 09	368 29	307 40		60 89	
	FIFO	59 000	Jul 23, 09	Aug 04, 09	374 64	324 50		50 14	
	FIFO	61 000	Jul 24, 09	Aug 04, 09	387 34	322 69		64 65	

continued next page



Friendly account name: #29162 Alliance
Account number: CC 29166 01

Realized gains and losses (continued)

Short-term capital gains and losses (continued)

Security description	Method	Quantity or face value (\$)	Purchase date	Sale date	Sale amount (\$)	Purchase amount (\$)	Loss (\$)	Gain (\$)	Net gain or loss (\$)
KNIGHT CAPITAL GROUP INC									
CL A	FIFO	120 000	Jul 24, 09	Aug 04, 09	761 98	642 00		119 98	
	FIFO	7 000	Apr 22, 09	Aug 04, 09	129 85	111 10		18 75	
	FIFO	7 000	Apr 23, 09	Aug 04, 09	129 85	107 50		22 35	
	FIFO	9 000	Apr 24, 09	Aug 04, 09	166 95	140 01		26 94	
	FIFO	22 000	Apr 24, 09	Aug 04, 09	408 09	342 43		65 66	
	FIFO	16 000	Apr 27, 09	Aug 04, 09	296 79	247 82		48 97	
	FIFO	10 000	Apr 30, 09	Aug 04, 09	185 49	158 08		27 41	
	FIFO	22 000	Jul 20, 09	Aug 04, 09	408 09	393 96		14 13	
KOHL'S CORP	FIFO	20 000	Dec 16, 08	Aug 04, 09	999 97	725 63		274 34	
	FIFO	6 000	Dec 16, 08	Jul 31, 09	292 32	217 69		74 63	
	FIFO	3 000	Dec 16, 08	May 07, 09	133 53	108 84		24 69	
	FIFO	4 000	Dec 16, 08	May 06, 09	174 31	145 13		29 18	
	FIFO	4 000	Dec 16, 08	May 05, 09	176 00	145 13		30 87	
	FIFO	16 000	Dec 16, 08	Apr 29, 09	699 28	580 50		118 78	
	FIFO	7 000	Dec 16, 08	Mar 12, 09	268 88	253 97		14 91	
LABORATORY CORP AMER									
HLDGS NEW	FIFO	24 000	Dec 16, 08	Aug 04, 09	1,617 79	1,512 44		105 35	
	FIFO	6 000	Dec 16, 08	Jul 24, 09	410 08	378 11		31 97	
LENDER PROCESSING SERVICES INC									
	FIFO	1 000	Dec 19, 08	Jan 30, 09	25 85	26 20	-0 35		
	FIFO	15 000	Dec 22, 08	Jan 30, 09	387 73	399 15	-11 42		
	FIFO	2 000	Dec 23, 08	Jan 30, 09	51 70	54 34	-2 64		
	FIFO	11 000	Dec 23, 08	Jan 30, 09	289 86	298 85	-8 99		
	FIFO	7 000	Dec 30, 08	Jan 30, 09	184 46	197 02	-12 56		
	FIFO	8 000	Dec 19, 08	Jan 29, 09	212 49	209 60		2 89	
	FIFO	4 000	Dec 19, 08	Jan 29, 09	106 02	104 80		1 22	
LENNAR CORP									
RECLASSIFICATION AS OF 4/03	FIFO	17 000	Apr 24, 09	Jun 05, 09	146 26	172 65	-26 39		
	FIFO	25 000	Apr 27, 09	Jun 05, 09	215 09	252 24	-37 15		
	FIFO	26 000	Apr 28, 09	Jun 05, 09	223 70	259 19	-35 49		

continued next page



Investment Account

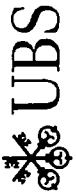
Account name: BBC FOUNDATION
 Friendly account name: #29162 Alliance
 Account number: CC 29166 01

Your Financial Advisor:
 RMJ GROUP
 423-267-1813/800-669-2723

Realized gains and losses (continued)
Short-term capital gains and losses (continued)

Security description	Method	Quantity or face value (\$)	Purchase date	Sale date	Sale amount (\$)	Purchase amount (\$)	Loss (\$)	Gain (\$)	Net gain or loss (\$)
LIFE TECHNOLOGIES CORP									
	FIFO	40,000	Apr 30, 09	Jun 05, 09	344 15	393 14	-48 99		
	FIFO	3,000	Apr 30, 09	Aug 04, 09	137 64	110 59		27 05	
	FIFO	33,000	Apr 30, 09	Aug 04, 09	1,513 99	1,224 21		289 78	
	FIFO	4,000	Apr 29, 09	Jul 29, 09	185 04	147 59		37 45	
	FIFO	7,000	Apr 30, 09	Jul 29, 09	323 81	259 68		64 13	
LINCARE HLDGS INC									
	FIFO	26,000	Dec 16, 08	Apr 21, 09	583 68	630 43	-46 75		
	FIFO	11,000	Dec 16, 08	Mar 13, 09	233 12	266 72	-33 60		
	FIFO	12,000	Dec 16, 08	Mar 10, 09	244 57	290 97	-46 40		
	FIFO	6,000	Dec 16, 08	Feb 13, 09	162 08	145 48		16 60	
	FIFO	10,000	Dec 16, 08	Feb 11, 09	260 61	242 47		18 14	
	FIFO	14,000	Dec 16, 08	Feb 10, 09	353 97	339 46		14 51	
	FIFO	31,000	Dec 16, 08	Jan 07, 09	853 47	751 67		101 80	
LONGTOP FINANCIAL TECHNOLOGIES LTD ADR									
	FIFO	7,000	Jul 16, 09	Aug 04, 09	193 96	180 53		13 43	
	FIFO	4,000	Jul 16, 09	Aug 04, 09	110 84	103 80		7 04	
	FIFO	5,000	Jul 17, 09	Aug 04, 09	138 55	129 73		8 82	
	FIFO	3,000	Jul 20, 09	Aug 04, 09	83 13	78 00		5 13	
	FIFO	4,000	Jul 20, 09	Aug 04, 09	110 84	103 99		6 85	
MACY'S INC									
	FIFO	50,000	Apr 30, 09	May 08, 09	637 67	686 46	-48 79		
	FIFO	10,000	Dec 19, 08	Mar 23, 09	87 80	105 20	-17 40		
	FIFO	43,000	Dec 22, 08	Mar 23, 09	377 54	404 20	-26 66		
MARTIN MARIETTA MATERIALS INC									
	FIFO	10,000	Dec 16, 08	Jan 14, 09	831 70	940 06	-108 36		
	FIFO	3,000	Dec 16, 08	Jan 13, 09	262 17	282 02	-19 85		
	FIFO	2,000	Dec 16, 08	Jan 12, 09	174 99	188 01	-13 02		
MARVELL TECHNOLOGY GROUP LTD									
	FIFO	54,000	Feb 12, 09	May 08, 09	568 06	414 56		153 50	
	FIFO	1,000	Jan 07, 09	May 07, 09	10 85	7 36		3 49	
	FIFO	21,000	Jan 07, 09	May 07, 09	227 84	154 34		73 50	
	FIFO	26,000	Feb 04, 09	May 07, 09	282 09	202 25		79 84	
	FIFO	5,000	Feb 12, 09	May 07, 09	54 25	38 39		15 86	

continued next page



Friendly account name: #29162 Alliance
 Account number: CC 29166 01

Realized gains and losses (continued)

Short-term capital gains and losses (continued)

Security description	Method	Quantity or face value (\$)	Purchase date	Sale date	Sale amount (\$)	Purchase amount (\$)	Loss (\$)	Gain (\$)	Net gain or loss (\$)
MASIMO CORP	FIFO	27 000	Jan 07, 09	Apr 16, 09	283 49	198 44		85 05	
	FIFO	29 000	Jan 07, 09	Mar 13, 09	258 96	213 14		45 82	
	FIFO	2 000	Jan 21, 09	May 07, 09	49 98	51 80	-1 82		
	FIFO	6 000	Feb 11, 09	May 07, 09	149 94	155 12	-5 18		
	FIFO	4 000	Feb 17, 09	May 07, 09	99 96	104 00	-4 04		
	FIFO	10 000	Feb 27, 09	May 07, 09	249 90	260 00	-10 10		
	FIFO	12 000	Mar 04, 09	May 07, 09	299 88	269 11		30 77	
	FIFO	6 000	Jan 21, 09	Apr 13, 09	179 48	155 40		24 08	
	FIFO	5 000	Jan 21, 09	Mar 23, 09	134 62	129 50		5 12	
MCAFEE INC	FIFO	24 000	Dec 16, 08	Aug 04, 09	1,060 29	727 58		332 71	
	FIFO	7 000	Mar 04, 09	Aug 04, 09	309 25	201 46		107 79	
	FIFO	11 000	Dec 16, 08	Apr 27, 09	405 78	333 48		72 30	
	FIFO	4 000	Dec 16, 08	Mar 24, 09	133 61	121 26		12 35	
	FIFO	7 000	Dec 16, 08	Feb 12, 09	207 40	212 21	-4 81		
	FIFO	9 000	Dec 16, 08	Jan 27, 09	278 95	272 84		6 11	
MEDNAX INC	FIFO	14 000	Jun 25, 09	Aug 04, 09	701 24	574 40		126 84	
	FIFO	13 000	Jun 26, 09	Aug 04, 09	651 15	531 67		119 48	
METROPCS COMMUNICATIONS INC	FIFO	7 000	Feb 27, 09	Jun 05, 09	99 89	99 30		0 59	
	FIFO	15 000	Feb 27, 09	Jun 05, 09	214 04	223 59	-9 55		
	FIFO	17 000	Mar 02, 09	Jun 05, 09	242 58	240 43		2 15	
	FIFO	10 000	Feb 27, 09	Mar 16, 09	164 99	141 86		23 13	
MICROCHIP TECHNOLOGY INC	FIFO	17 000	Apr 14, 09	Aug 04, 09	461 54	379 09		82 45	
	FIFO	6 000	Apr 14, 09	Aug 04, 09	162 90	133 00		29 90	
	FIFO	12 000	Apr 16, 09	Aug 04, 09	325 79	272 37		53 42	
	FIFO	14 000	Apr 28, 09	Aug 04, 09	380 09	310 47		69 62	
	FIFO	5 000	Apr 29, 09	Aug 04, 09	135 75	113 04		22 71	
	FIFO	32 000	May 07, 09	Aug 04, 09	868 78	720 67		148 11	
MICRON TECHNOLOGY INC	FIFO	12 000	Apr 14, 09	May 11, 09	254 77	266 00	-11 23		
	FIFO	65 000	Mar 12, 09	Aug 04, 09	433 54	230 75		202 79	
	FIFO	74 000	Mar 13, 09	Aug 04, 09	493 57	262 70		230 87	
	FIFO	71 000	Mar 16, 09	Aug 04, 09	473 56	258 44		215 12	

continued next page



Investment Account

Account name: BBC FOUNDATION
 Friendly account name: #29162 Alliance
 Account number: CC 29166 01

Your Financial Advisor:
 RMJ GROUP
 423-267-1813/800-669-2723

Realized gains and losses (continued)

Short-term capital gains and losses (continued)

Security description	Method	Quantity or face value (\$)	Purchase date	Sale date	Sale amount (\$)	Purchase amount (\$)	Loss (\$)	Gain (\$)	Net gain or loss (\$)
MONOLITHIC POWER SYSTEMS:									
INC	FIFO	56 000	Mar 16, 09	Aug 04, 09	373 51	203 28		170 23	
	FIFO	87 000	Apr 09, 09	Aug 04, 09	580.27	389 76		190 51	
	FIFO	25 000	May 07, 09	Aug 04, 09	166 75	121 98		44 77	
	FIFO	24 000	Dec 16, 08	Feb 24, 09	298 70	267 14		31 56	
	FIFO	13 000	Dec 16, 08	Feb 18, 09	171 61	144.70		26 91	
	FIFO	16 000	Dec 16, 08	Feb 13, 09	223 90	178 09		45 81	
	FIFO	12 000	Dec 16, 08	Jan 30, 09	147 05	133 57		13 48	
	FIFO	25 000	Dec 16, 08	Jan 27, 09	322 60	278 27		44 33	
MYLAN INC	FIFO	35 000	Dec 16, 08	May 01, 09	453 23	323 17		130 06	
	FIFO	5 000	Mar 23, 09	May 01, 09	64 75	66 53	-1 78		
	FIFO	19 000	Dec 16, 08	Apr 30, 09	245 13	175 43		69 70	
	FIFO	48 000	Dec 16, 08	Feb 20, 09	599 51	443 20		156 31	
	FIFO	53 000	Dec 16, 08	Feb 20, 09	650 75	489 37		161 38	
NATL SEMICONDUCTOR CORP	FIFO	44 000	May 05, 09	Aug 04, 09	668 78	567 39		101 39	
	FIFO	20 000	May 07, 09	Aug 04, 09	303 99	250 26		53 73	
	FIFO	47 000	May 20, 09	Aug 04, 09	714 38	621 91		92 47	
	FIFO	21 000	Jun 10, 09	Aug 04, 09	319 19	305 52		13 67	
	FIFO	38 000	Jul 22, 09	Aug 04, 09	577 58	539 03		38 55	
NATL-OILWELLVARCO INC	FIFO	25 000	Dec 16, 08	May 28, 09	924 02	613 61		310 41	
NETFLIX COM INC	FIFO	7 000	Jun 17, 09	Aug 04, 09	313 59	284 76		28 83	
	FIFO	7 000	Jun 18, 09	Aug 04, 09	313 59	288 49		25 10	
	FIFO	20 000	Jun 19, 09	Aug 04, 09	895 98	846 34		49 64	
NEW YORK CMNTY BANCORP	FIFO	30 000	Dec 31, 08	Jan 06, 09	359 09	356 57		2 52	
NEWFIELD EXPLORATION COS	FIFO	9 000	Mar 16, 09	Jun 26, 09	285 13	197 57		87 56	
	FIFO	3 000	Mar 23, 09	Jun 26, 09	94 88	75 16		19 72	
	FIFO	2 000	Mar 23, 09	Jun 26, 09	63 36	50 11		13 25	
	FIFO	8 000	Mar 27, 09	Jun 26, 09	253 01	193 08		59 93	
	FIFO	10 000	May 04, 09	Jun 26, 09	316 26	349 72	-33 46		
	FIFO	40 000	Dec 16, 08	Jun 16, 09	1,404 20	807 93		596 27	
	FIFO	1 000	Mar 16, 09	Jun 16, 09	35 10	21 95		13 15	

continued next page



Friendly account name: #29162 Alliance
Account number: CC 29166 01

Realized gains and losses (continued)

Short-term capital gains and losses (continued)

Security description	Method	Quantity or face value (\$)	Purchase date	Sale date	Sale amount (\$)	Purchase amount (\$)	Loss (\$)	Gain (\$)	Net gain or loss (\$)
NIH HOLDINGS INC CL B									
	FIFO	35 000	Dec 16, 08	Jan 23, 09	647 50	706 94	-59 44		
	FIFO	13 000	Dec 16, 08	Apr 22, 09	188 30	239 41	-51 11		
	FIFO	20 000	Mar 23, 09	Apr 22, 09	289 68	321 20	-31 52		
	FIFO	4 000	Dec 16, 08	Apr 20, 09	55 08	73 66	-18 58		
	FIFO	3 000	Dec 16, 08	Apr 17, 09	44 92	55 25	-10 33		
	FIFO	18 000	Dec 16, 08	Apr 15, 09	270 38	331 49	-61 11		
	FIFO	16 000	Dec 16, 08	Apr 07, 09	207 23	294 66	-87 43		
	FIFO	17 000	Dec 16, 08	Apr 06, 09	244 92	313 07	-68 15		
	FIFO	44 000	Dec 16, 08	Feb 26, 09	582 99	810 31	-227 32		
NOBLE CORP									
	FIFO	57 000	Dec 16, 08	Aug 04, 09	1,994 37	1,425 61		568 76	
	FIFO	17 000	Apr 21, 09	Aug 04, 09	594 81	449 14		145 67	
	FIFO	11 000	May 06, 09	Aug 04, 09	384 88	337 25		47 63	
	FIFO	8 000	May 28, 09	Aug 04, 09	279 91	261 16		18 75	
	FIFO	18 000	Dec 16, 08	Jul 02, 09	527 07	450 19		76 88	
NTHN TRUST CORP									
	FIFO	18 000	Dec 16, 08	Jul 20, 09	1,038 60	853 04		185 56	
	FIFO	5 000	Dec 16, 08	Apr 21, 09	273 41	236 96		36 45	
	FIFO	12 000	Dec 16, 08	Jan 28, 09	715 15	568 69		146 46	
NUANCE COMMUNICATIONS INC									
	FIFO	34 000	Aug 25, 08	Aug 04, 09	450 49	528 55	-78 06		
	FIFO	31 000	Oct 09, 08	Aug 04, 09	410 74	354 88		55 86	
	FIFO	1 000	Jun 05, 08	Apr 17, 09	13 60	18 14	-4 54		
	FIFO	10 000	Jul 09, 08	Apr 17, 09	135 99	150 03	-14 04		
O'REILLY AUTOMOTIVE INC									
	FIFO	10 000	Mar 03, 09	Jun 05, 09	378 78	328 80		49 98	
	FIFO	2 000	Mar 03, 09	Jun 05, 09	75 76	65 42		10 34	
	FIFO	7 000	Mar 24, 09	Jun 05, 09	265 15	235 49		29 66	
	FIFO	8 000	Mar 03, 09	Apr 30, 09	305 48	261 67		43 81	
OLD DOMINION FREIGHT LINES INC									
	FIFO	4 000	Apr 15, 09	Aug 04, 09	146 64	108 39		38 25	
	FIFO	4 000	Apr 16, 09	Aug 04, 09	146 64	112 52		34 12	
	FIFO	3 000	Apr 17, 09	Aug 04, 09	109 98	85 33		24 65	
	FIFO	10 000	Apr 20, 09	Aug 04, 09	366 59	268 29		98 30	
	FIFO	6 000	Dec 18, 08	Jan 20, 09	128 10	147 60	-19 50		

continued next page



Investment Account

Account name: BBC FOUNDATION
 Friendly account name: #29162 Alliance
 Account number: CC 29166 01

Your Financial Advisor:
 RMJ GROUP
 423-267-1813/800-669-2723

Realized gains and losses (continued)

Short-term capital gains and losses (continued)

Security description	Method	Quantity or face value (\$)	Purchase date	Sale date	Sale amount (\$)	Purchase amount (\$)	Loss (\$)	Gain (\$)	Net gain or loss (\$)
OMNITURE INC **MERHGER EFF 11/09**	FIFO	10 000	Dec 26, 08	Jan 20, 09	213 50	247 48	-33 98		
	FIFO	6 000	Dec 29, 08	Jan 20, 09	128 10	147 36	-19 26		
	FIFO	2 000	Dec 17, 08	Jan 13, 09	46 72	50 09	-3 37		
	FIFO	7 000	Dec 18, 08	Jan 13, 09	163 50	172 20	-8 70		
	FIFO	8 000	Dec 17, 08	Jan 12, 09	190 43	200 34	-9 91		
	FIFO	23 000	Feb 27, 09	Apr 23, 09	279 72	252 68		27 04	
	FIFO	25 000	Mar 02, 09	Apr 23, 09	304 05	289 87		14 18	
	FIFO	43 000	Dec 16, 08	Feb 06, 09	465 27	433 19		32 08	
	FIFO	15 000	Dec 16, 08	Feb 05, 09	139 30	151 11	-11 81		
	FIFO	42 000	Dec 16, 08	Feb 05, 09	389 60	423 12	-33 52		
ON SEMICONDUCTOR CORP	FIFO	29 000	Apr 16, 09	May 11, 09	172 54	147 32		25 22	
	FIFO	20 000	Apr 30, 09	May 11, 09	119 00	108 16		10 84	
	FIFO	56 000	Mar 12, 09	May 08, 09	311 73	232 40		79 33	
	FIFO	5 000	Mar 23, 09	May 08, 09	27 83	22 89		4 94	
	FIFO	20 000	Apr 16, 09	May 08, 09	111 33	101 60		9 73	
	FIFO	58 000	Mar 11, 09	May 07, 09	324 79	229 68		95 11	
PACTIV CORP	FIFO	14 000	Dec 31, 08	Feb 10, 09	286 52	348 01	-61 49		
PALL CORP	FIFO	4 000	Jan 07, 09	Jul 10, 09	105 06	111 07	-6 01		
	FIFO	4 000	Jan 07, 09	Jul 10, 09	105 06	108 29	-3 23		
	FIFO	15 000	Jan 08, 09	Jul 10, 09	393 96	410 39	-16 43		
	FIFO	5 000	Mar 23, 09	Jul 10, 09	131 32	103 85		27 47	
PANERA BREAD COMP CL A	FIFO	12 000	Feb 13, 09	Apr 13, 09	691 09	571 63		119 46	
	FIFO	5 000	Feb 12, 09	Mar 27, 09	282 74	239 75		42 99	
PARKER HANNIFIN CORP	FIFO	7 000	Apr 15, 09	Aug 04, 09	327 17	253 59		73 58	
	FIFO	7 000	Apr 15, 09	Aug 04, 09	327 17	253 32		73 85	
	FIFO	6 000	May 18, 09	Aug 04, 09	280 43	271 42		9 01	
PARTNERRE LTD ORD	FIFO	6 000	Dec 16, 08	Jan 27, 09	391 15	415 75	-24 60		
	FIFO	10 000	Dec 16, 08	Jan 26, 09	646 70	692 92	-46 22		
	FIFO	8 000	Dec 16, 08	Jan 23, 09	532 25	554 33	-22 08		
	FIFO	11 000	Dec 16, 08	Jan 23, 09	734 60	762 21	-27 61		

continued next page



Friendly account name: #29162 Alliance
Account number: CC 29166 01

Realized gains and losses (continued)

Short-term capital gains and losses (continued)

Security description	Method	Quantity or face value (\$)	Purchase date	Sale date	Sale amount (\$)	Purchase amount (\$)	Loss (\$)	Gain (\$)	Net gain or loss (\$)
PEABODY ENERGY CORP	FIFO	11 000	Jul 23, 09	Aug 04, 09	386.64	363.47		23.17	
	FIFO	34 000	Jul 24, 09	Aug 04, 09	1,195.06	1,145.11		49.95	
PENSKO AUTOMOTIVE GROUP INC	FIFO	5 000	Jun 09, 09	Aug 04, 09	105.00	81.34		23.66	
	FIFO	36 000	Jun 10, 09	Aug 04, 09	755.98	590.26		165.72	
	FIFO	19 000	Jun 11, 09	Aug 04, 09	398.99	304.75		94.24	
	FIFO	11 000	Jun 15, 09	Aug 04, 09	230.99	170.50		60.49	
	FIFO	19 000	Jun 19, 09	Aug 04, 09	398.99	306.85		92.14	
	FIFO	13 000	Jun 09, 09	Jul 30, 09	260.70	211.49		49.21	
PERRIGO COMPANY	FIFO	3 000	Jan 27, 09	Feb 03, 09	73.51	88.41	-14.90		
	FIFO	7 000	Jan 28, 09	Feb 03, 09	171.52	208.36	-36.84		
	FIFO	7 000	Jan 29, 09	Feb 03, 09	171.52	208.12	-36.60		
	FIFO	10 000	Jan 30, 09	Feb 03, 09	245.03	295.22	-50.19		
	FIFO	7 000	Jan 30, 09	Feb 03, 09	171.52	206.46	-34.94		
	FIFO	43 000	Dec 16, 08	Aug 04, 09	1,077.97	728.38		349.59	
PETROHAWK ENERGY CORP	FIFO	5 000	Mar 23, 09	Aug 04, 09	125.35	102.95		22.40	
	FIFO	31 000	Dec 16, 08	Jun 05, 09	783.35	525.11		258.24	
	FIFO	26 000	Dec 16, 08	Apr 29, 09	626.19	440.41		185.78	
	FIFO	27 000	Apr 14, 09	Aug 04, 09	801.60	558.06		243.54	
PIONEER NAT RES CO	FIFO	16 000	Apr 14, 09	Aug 04, 09	475.03	330.55		144.48	
	FIFO	56 000	Jul 24, 09	Aug 04, 09	505.67	498.40		7.27	
PMC - SIERRA INC	FIFO	55 000	Jul 27, 09	Aug 04, 09	496.64	488.24		8.40	
	FIFO	26 000	Jul 28, 09	Aug 04, 09	234.77	236.50	-1.73		
	FIFO	28 000	Jul 29, 09	Aug 04, 09	252.83	255.05	-2.22		
	FIFO	86 000	Feb 11, 09	Apr 08, 09	554.68	451.50		103.18	
	FIFO	5 000	Mar 23, 09	Apr 08, 09	32.25	33.15	-0.90		
	FIFO	14 000	Feb 11, 09	Mar 13, 09	89.46	73.50		15.96	
PRICE T ROWE GROUP INC	FIFO	7 000	May 28, 09	Aug 04, 09	330.32	267.73		62.59	
	FIFO	28 000	May 29, 09	Aug 04, 09	1,321.28	1,110.44		210.84	
PRICELINE COM INC NEW	FIFO	3 000	May 28, 09	Aug 04, 09	400.91	314.69		86.22	
	FIFO	10 000	May 29, 09	Aug 04, 09	1,336.36	1,096.96		239.40	
PSS WORLD MED INC	FIFO	19 000	Dec 16, 08	May 05, 09	277.88	343.08	-65.20		

continued next page



Investment Account

Account name: BBC FOUNDATION
 Friendly account name: #29162 Alliance
 Account number: CC 29166 01

Your Financial Advisor:
 RMJ GROUP
 423-267-1813/800-669-2723

Realized gains and losses (continued)
Short-term capital gains and losses (continued)

Security description	Method	Quantity or face value (\$)	Purchase date	Sale date	Sale amount (\$)	Purchase amount (\$)	Loss (\$)	Gain (\$)	Net gain or loss (\$)
PSYCHIATRIC SOLUTIONS INC	FIFO	18 000	Dec 16, 08	May 04, 09	264 00	325 02	-61 02		
	FIFO	21 000	Dec 16, 08	Apr 29, 09	305 68	379 19	-73 51		
	FIFO	19 000	Dec 16, 08	Apr 28, 09	273 78	343 08	-69 30		
	FIFO	12 000	Dec 16, 08	Apr 23, 09	159 54	216 68	-57 14		
	FIFO	13 000	Dec 16, 08	Apr 22, 09	180 62	234 74	-54 12		
	FIFO	5 000	Dec 16, 08	Mar 23, 09	72 30	90 28	-17 98		
	FIFO	13 000	Dec 16, 08	Jan 07, 09	232 24	234 74	-2 50		
	FIFO	15 000	Dec 31, 08	Jan 08, 09	391 49	416 42	-24 93		
RANGE RESOURCES CORP	FIFO	1 000	Jan 23, 09	May 28, 09	45 55	34 86		10 69	
	FIFO	16 000	Jan 26, 09	May 28, 09	728 84	557 48		171 36	
	FIFO	2 000	Jan 07, 09	May 01, 09	82 54	74 20		8 34	
	FIFO	14 000	Jan 07, 09	May 01, 09	577 79	525 99		51 80	
	FIFO	4 000	Jan 23, 09	May 01, 09	165 08	139 46		25 62	
	FIFO	3 000	Jan 05, 09	Mar 27, 09	128 30	116 44		11 86	
	FIFO	2 000	Jan 06, 09	Mar 27, 09	85 53	81 80		3 73	
	FIFO	1 000	Jan 07, 09	Mar 27, 09	42 77	37 57		5 20	
RED ROBIN GOURMET BURGERS INC	FIFO	5 000	Apr 22, 09	May 22, 09	87 38	123 08	-35 70		
	FIFO	4 000	Apr 23, 09	May 22, 09	69 90	95 09	-25 19		
	FIFO	8 000	Apr 27, 09	May 22, 09	139 80	196 00	-56 20		
	FIFO	7 000	Apr 28, 09	May 22, 09	122 33	166 01	-43 68		
RYDER SYSTEM INC	FIFO	5 000	Jul 30, 09	Aug 04, 09	182 54	171 99		10 55	
	FIFO	4 000	Jul 31, 09	Aug 04, 09	146 04	139 60		6 44	
	FIFO	9 000	Aug 03, 09	Aug 04, 09	328 58	320 57		8 01	
RYLAND GROUP INC	FIFO	5 000	Apr 15, 09	Apr 27, 09	121 09	87 92		33 17	
	FIFO	11 000	Apr 15, 09	Apr 24, 09	259 07	193 43		65 64	
	FIFO	13 000	Apr 15, 09	Apr 23, 09	258 25	228 60		29 65	
SAIC INC	FIFO	3 000	Jan 22, 09	Jun 11, 09	54 06	59 70	-5 64		
	FIFO	16 000	Jan 22, 09	Jun 11, 09	288 17	318 40	-30 23		
	FIFO	20 000	Jan 23, 09	Jun 11, 09	360 39	396 03	-35 64		

continued next page



Friendly account name: #29162 Alliance
Account number: CC 29166 01

Realized gains and losses (continued)

Short-term capital gains and losses (continued)

Security description	Method	Quantity or face value (\$)	Purchase date	Sale date	Sale amount (\$)	Purchase amount (\$)	Loss (\$)	Gain (\$)	Net gain or loss (\$)
SANDRIDGE ENERGY INC	FIFO	5 000	Jan 26, 09	Jun 11, 09	90 10	98 70	-8 60		
	FIFO	21 000	Jan 27, 09	Jun 11, 09	378 41	415 80	-37 39		
	FIFO	11 000	May 11, 09	Jun 25, 09	91 09	116 79	-25 70		
	FIFO	23 000	May 18, 09	Jun 25, 09	190 47	249 05	-58 58		
	FIFO	7 000	May 11, 09	Jun 24, 09	56 98	74 96	-17 98		
	FIFO	14 000	May 11, 09	Jun 24, 09	113 95	148 65	-34 70		
	FIFO	36 000	May 08, 09	Jun 23, 09	288 06	403 88	-115 82		
	FIFO	18 000	May 11, 09	Jun 23, 09	144 03	192 76	-48 73		
	FIFO	14 000	May 08, 09	Jun 22, 09	113 56	157 06	-43 50		
SBA COMMUNICATIONS CORP									
CL A	FIFO	69 000	Dec 16, 08	Aug 04, 09	1,816 72	1,081 91		734 81	
	FIFO	15 000	Dec 16, 08	Jul 24, 09	399 74	235 20		164 54	
	FIFO	21 000	Dec 16, 08	May 05, 09	525 11	329 28		195 83	
SEAGATE TECHNOLOGY	FIFO	28 000	Jul 10, 09	Aug 04, 09	345 51	278 85		66 66	
	FIFO	29 000	Jul 10, 09	Aug 04, 09	357 85	286 45		71 40	
	FIFO	54 000	Jul 13, 09	Aug 04, 09	666 34	557 28		109 06	
	FIFO	26 000	Jul 22, 09	Aug 04, 09	320 83	310 70		10 13	
	FIFO	74 000	Mar 24, 09	Apr 14, 09	429 55	419 58		9 97	
SHANDA INTERACTIVE ENTERTAINMENT LTD ADS									
FIFO	16 000	May 01, 09	Aug 04, 09	798 21	800 03		-1 82		
SHAW COMMUNICATIONS INC									
CL B	FIFO	7 000	Mar 25, 09	Jun 29, 09	118 20	114 62		3 58	
	FIFO	16 000	Apr 09, 09	Jun 29, 09	270 17	247 53		22 64	
	FIFO	23 000	Mar 24, 09	Jun 26, 09	394 00	379 36		14 64	
FIFO	18 000	Mar 25, 09	Jun 26, 09	308 35	294 73		13 62		
SHAW GROUP INC	FIFO	1 000	Jan 12, 09	Apr 09, 09	27 79	26 00		1 79	
	FIFO	6 000	Jan 14, 09	Apr 09, 09	166 72	156 67		10 05	
	FIFO	1 000	Jan 28, 09	Apr 09, 09	27 79	29 79	-2 00		
	FIFO	9 000	Jan 12, 09	Apr 08, 09	260 87	234 00		26 87	
	FIFO	4 000	Jan 09, 09	Apr 06, 09	115 50	109 17		6 33	
	FIFO	5 000	Jan 12, 09	Apr 06, 09	144 37	130 00		14 37	
FIFO	10 000	Jan 09, 09	Mar 26, 09	297 44	272 94		24 50		

continued next page



Investment Account

Account name: BBC FOUNDATION
 Friendly account name: #29162 Alliance
 Account number: CC 29166 01

Your Financial Advisor:
 RMJ GROUP
 423-267-1813/800-669-2723

Realized gains and losses (continued)

Short-term capital gains and losses (continued)

Security description	Method	Quantity or face value (\$)	Purchase date	Sale date	Sale amount (\$)	Purchase amount (\$)	Loss (\$)	Gain (\$)	Net gain or loss (\$)
SILICON LABORATORIES INC	FIFO	15 000	Jan 08, 09	Feb 24, 09	343 77	391 04	-47 27		
	FIFO	11 000	Jan 09, 09	Feb 24, 09	252 09	300 23	-48 14		
ST JUDE MEDICAL INC	FIFO	10 000	Dec 18, 08	Aug 04, 09	427 49	248 28		179 21	
	FIFO	11 000	Dec 18, 08	Aug 04, 09	470 23	264 43		205 80	
	FIFO	8 000	Mar 11, 09	Aug 04, 09	341 99	197 31		144 68	
	FIFO	22 000	Dec 16, 08	Aug 04, 09	840 16	690 13		150 03	
STEEL DYNAMICS INC	FIFO	16 000	Feb 27, 09	Aug 04, 09	611 02	550 30		60 72	
	FIFO	8 000	Dec 16, 08	Mar 25, 09	291 65	250 96		40 69	
	FIFO	38 000	Jun 12, 09	Aug 04, 09	659 66	609 14		50 52	
	FIFO	70 000	Jun 12, 09	Aug 04, 09	1,215 16	1,120 00		95 16	
SUNCOR INC **MEREGR EFF 07/2009**	FIFO	30 000	Jun 16, 09	Aug 04, 09	520 78	459 60		61 18	
	FIFO	19 000	May 28, 09	Jul 10, 09	501 31	659 68	-158 37		
SWIFT ENERGY CO (HOLDING CO)	FIFO	14 000	May 28, 09	Jul 02, 09	402 50	486 08	-83 58		
	FIFO	20 000	Jun 17, 09	Aug 04, 09	384 99	365 85		19 14	
	FIFO	28 000	Jun 18, 09	Aug 04, 09	538 98	514 25		24 73	
SYBASE INC	FIFO	13 000	Jun 17, 09	Jul 30, 09	247 17	237 80		9 37	
	FIFO	10 000	Jan 29, 09	Aug 04, 09	355 29	272 80		82 49	
	FIFO	18 000	Jan 30, 09	Aug 04, 09	639 52	493 00		146 52	
	FIFO	9 000	Feb 04, 09	Aug 04, 09	319 76	260 45		59 31	
SYMANTEC CORP	FIFO	9 000	Feb 12, 09	Aug 04, 09	319 76	257 34		62 42	
	FIFO	9 000	Jan 29, 09	Mar 26, 09	279 75	245 52		34 23	
	FIFO	6 000	Apr 13, 09	Jul 30, 09	90 64	98 81	-8 17		
	FIFO	27 000	Apr 14, 09	Jul 30, 09	407 88	434 97	-27 09		
TELLABS INC	FIFO	23 000	May 01, 09	Jul 30, 09	347 46	407 33	-59 87		
	FIFO	23 000	May 01, 09	Jul 30, 09	347 46	406 41	-58 95		
	FIFO	52 000	Apr 28, 09	Jul 07, 09	270 39	273 00	-2 61		
	FIFO	23 000	Apr 29, 09	Jul 07, 09	119 60	121 90	-2 30		
TENNECO INC	FIFO	30 000	Apr 30, 09	Jul 07, 09	155 99	158 05	-2 06		
	FIFO	22 000	Jul 31, 09	Aug 04, 09	361 89	345 14		16 75	

continued next page



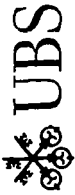
Friendly account name: #29162 Alliance
 Account number: CC 29166 01

Realized gains and losses (continued)

Short-term capital gains and losses (continued)

Security description	Method	Quantity or face value (\$)	Purchase date	Sale date	Sale amount (\$)	Purchase amount (\$)	Loss (\$)	Gain (\$)	Net gain or loss (\$)
TERADATA CORP NEW (DELA)									
	FIFO	9 000	Aug 03, 09	Aug 04, 09	148 04	156 64	-8 60		
	FIFO	16 000	May 04, 09	May 07, 09	328 49	303 20		25 29	
	FIFO	14 000	May 05, 09	May 07, 09	287 43	259 69		27 74	
	FIFO	19 000	May 06, 09	May 07, 09	390 08	351 72		38 36	
TERRA IND INC									
	FIFO	9 000	Feb 23, 09	Mar 25, 09	251 00	223 47		27 53	
	FIFO	6 000	Feb 12, 09	Mar 19, 09	168 91	146 37		22 54	
	FIFO	11 000	Feb 13, 09	Mar 19, 09	309 66	271 04		38 62	
	FIFO	8 000	Feb 12, 09	Mar 17, 09	220 31	195 16		25 15	
	FIFO	9 000	Feb 12, 09	Mar 16, 09	247 88	219 56		28 32	
	FIFO	9 000	Feb 12, 09	Mar 13, 09	244 79	219 56		25 23	
TEVA PHARMACEUTICALS IND									
LTD ISRAEL ADR	FIFO	24 000	Dec 16, 08	Jun 29, 09	1,179 59	1,019 68		159 91	
	FIFO	5 000	Dec 16, 08	Jun 05, 09	239 96	212 43		27 53	
	FIFO	16 000	Dec 16, 08	May 28, 09	734 10	679 79		54 31	
THERMO FISHER SCIENTIFIC INC									
	FIFO	41 000	Dec 16, 08	Aug 04, 09	1,867 09	1,255 66		611 43	
	FIFO	4 000	Dec 16, 08	Mar 24, 09	138 86	122 50		16 36	
	FIFO	7 000	Dec 16, 08	Mar 24, 09	241 38	214 38		27 00	
	FIFO	11 000	Dec 16, 08	Feb 04, 09	418 54	336 88		81 66	
	FIFO	12 000	Dec 16, 08	Jan 22, 09	429 75	367 51		62 24	
TIX COS INC NEW									
	FIFO	9 000	Jul 09, 09	Aug 04, 09	328 85	290 00		38 85	
	FIFO	17 000	Jul 09, 09	Aug 04, 09	621 16	548 86		72 30	
	FIFO	15 000	Jul 09, 09	Aug 04, 09	548 09	482 63		65 46	
TYCO ELECTRONICS LTD									
	FIFO	30 000	Jun 26, 09	Aug 04, 09	659 98	549 67		110 31	
	FIFO	42 000	Jul 13, 09	Aug 04, 09	923 97	714 66		209 31	
TYSON FOODS INC CL A									
	FIFO	40 000	May 26, 09	Jul 20, 09	459 05	545 39	-86 34		
	FIFO	61 000	May 27, 09	Jul 20, 09	700 05	847 71	-147 66		
	FIFO	31 000	Jun 18, 09	Jul 20, 09	355 76	401 45	-45 69		
	FIFO	23 000	Jun 24, 09	Jul 20, 09	263 95	285 80	-21 85		
URBAN OUTFITTERS INC									
	FIFO	20 000	Dec 31, 08	Aug 04, 09	491 39	300 34		191 05	
	FIFO	30 000	Mar 23, 09	Aug 04, 09	737 08	523 92		213 16	
	FIFO	17 000	Mar 27, 09	Aug 04, 09	417 68	283 32		134 36	

continued next page



Investment Account

Account name: BBC FOUNDATION
 Friendly account name: #29162 Alliance
 Account number: CC 29166 01

Your Financial Advisor:
 RMJ GROUP
 423-267-1813/800-669-2723

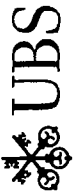
Realized gains and losses (continued)
Short-term capital gains and losses (continued)

Security description	Method	Quantity or face value (\$)	Purchase date	Sale date	Sale amount (\$)	Purchase amount (\$)	Loss (\$)	Gain (\$)	Net gain or loss (\$)
US AIRWAYS GROUP INC	FIFO	15 000	Jan 08, 09	Jan 30, 09	86 18	134 25	-48 07		
	FIFO	49 000	Jan 15, 09	Jan 30, 09	281 54	401 35	-119 81		
	FIFO	12 000	Jan 07, 09	Jan 29, 09	77 70	108 11	-30 41		
	FIFO	12 000	Jan 07, 09	Jan 29, 09	77 70	107 03	-29 33		
	FIFO	21 000	Jan 08, 09	Jan 29, 09	135 97	187 95	-51 98		
WALTER ENERGY INC	FIFO	17 000	Jun 25, 09	Jul 23, 09	784 53	599 15		185 38	
	FIFO	15 000	Jun 26, 09	Jul 23, 09	692 23	564 17		128 06	
WARNACO GROUP INC NEW	FIFO	11 000	Mar 02, 09	Apr 29, 09	304 97	237 37		67 60	
	FIFO	9 000	Mar 02, 09	Apr 29, 09	249 52	186 72		62 80	
	FIFO	11 000	Feb 27, 09	Apr 06, 09	278 61	241 51		37 10	
	FIFO	3 000	Mar 02, 09	Apr 06, 09	75 99	62 24		13 75	
WEATHERFORD INTL INC (BERMUDA) ** EXCHANGE EFF 2/26/09 **	FIFO	55 000	Dec 16, 08	Feb 17, 09	526 77	578 24	-51 47		
	FIFO	6 000	Dec 17, 08	Jan 30, 09	199 57	260 34	-60 77		
	FIFO	7 000	Dec 18, 08	Jan 30, 09	232 84	295 40	-62 56		
	FIFO	77 000	Dec 16, 08	Aug 04, 09	2,738 04	2,241 81		496 23	
	FIFO	8 000	Dec 16, 08	Jul 10, 09	277 91	232 92		44 99	
LAZARD LTD CL A	FIFO	15 000	Dec 16, 08	May 28, 09	409 95	429 86	-19 91		
	FIFO	34 000	Dec 16, 08	May 28, 09	907 77	974 34	-66 57		
	FIFO	11 000	Dec 16, 08	Feb 18, 09	310 57	315 23	-4 66		
Total				\$265,039.87	\$238,725.70	-\$10,638.30	\$36,952.47	\$26,314.17	

Long-term capital gains and losses

Security description	Method	Quantity or face value (\$)	Purchase date	Sale date	Sale amount (\$)	Purchase amount (\$)	Loss (\$)	Gain (\$)	Net gain or loss (\$)
ACTIVISION BUZZARD INC	FIFO	52 000	Sep 25, 07	Aug 04, 09	596 94	550 37		46 57	
	FIFO	20 000	Dec 07, 07	Aug 04, 09	229 59	267 79	-38 20		
	FIFO	5 000	Sep 25, 07	Mar 23, 09	51 60	52 92	-1 32		
	FIFO	7 000	Aug 21, 07	Jan 29, 09	63 14	63 09		0 05	
	FIFO	19 000	Sep 25, 07	Jan 29, 09	171 37	201 10	-29 73		
EQUINIX INC NEW	FIFO	3 000	Apr 17, 08	Apr 29, 09	212 97	218 78	-5 81		

continued next page



Friendly account name: #29162 Alliance
 Account number: CC 29166 01

Realized gains and losses (continued)

Long-term capital gains and losses (continued)

Security description	Method	Quantity or face value (\$)	Purchase date	Sale date	Sale amount (\$)	Purchase amount (\$)	Loss (\$)	Gain (\$)	Net gain or loss (\$)
ILLUMINA INC	FIFO	9 000	Nov 01, 07	Feb 04, 09	303 00	256 79		46 21	
NUANCE COMMUNICATIONS INC	FIFO	20 000	Jul 09, 08	Aug 04, 09	264 99	300 06	-35 07		
Total					\$1,893.60	\$1,910.90	-\$110.13	\$92.83	-\$17.30
Net capital gains/losses:									\$26,296.87



UBS Financial Services Inc
 1 UNION SQUARE, SUITE 100
 KRYSTAL BLDG
 CHATTANOOGA TN 37402-2530

CPZ2002527087 1209 X15 CC 0

2009 Year End Summary

Account name: BBC FOUNDATION

Friendly account name: #17679 Brandes

Account number: CC 29167 01

Your Financial Advisor:

RMJ GROUP

Phone 423-267-1813/800-669-2723

BBC FOUNDATION
 428 MCCALLIE AVENUE
 CHATTANOOGA TN 37402-2009

Summary of gains and losses

	Amount (\$)
Short term	3,895 13
Long term	-117,063 25
Total	\$-113,168.12

Realized gains and losses

Estimated 2009 gains and losses for transactions with trade dates through 12/31/09 have been incorporated into this statement. To calculate gains and losses, we liquidate the oldest security lot first. This is known as the first-in, first-out or FIFO accounting method. We use this method unless you specified which tax lot to close when you placed your order. This is known as a versus purchases or VSP order. See important information about your statement on the last page of this statement for more information.

We may not adjust gains and losses for all capital changes. Cost basis for coupon tax-exempt municipal securities, include securities subject to AMT, has been adjusted for mandatory amortization of bond premium. Estimates in the Unclassified section can not be classified as short term or long term because information is missing, or the product is one in which the gain/loss calculation is not provided.

Short-term capital gains and losses

Security description	Method	Quantity or face value (\$)	Purchase date	Sale date	Purchase amount (\$)	Sale amount (\$)	Loss (\$)	Gain (\$)	Net gain or loss (\$)
AMER ELECTRIC POWER CO	FIFO	30 000	Apr 24, 09	Aug 05, 09	790 59	921 27		130 68	
AMER EXPRESS CO	FIFO	30 000	Aug 20, 08	Aug 05, 09	1,094 69	870 94	-223 75		
	FIFO	20 000	Dec 10, 08	Aug 05, 09	448 97	580 63		131 66	

continued next page



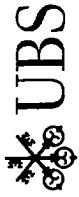
Friendly account name: #17679 Brandes
Account number: CC 29167 01

Realized gains and losses (continued)

Short-term capital gains and losses (continued)

Security description	Method	Quantity or face value (\$)	Purchase date	Sale date	Sale amount (\$)	Purchase amount (\$)	Loss (\$)	Gain (\$)	Net gain or loss (\$)
AT&T INC	FIFO	20 000	Aug 07, 08	Aug 05, 09	515 39	606 60	-91 21		
BB&T CORP	FIFO	30 000	Feb 11, 09	Aug 05, 09	712 18	525 00		187 18	
BLACK & DECKER CORP	FIFO	10 000	May 05, 09	Aug 05, 09	392 78	397 96	-5 18		
CATERPILLAR INC	FIFO	10 000	Mar 17, 09	Aug 05, 09	467 39	257 90		209 49	
	FIFO	10 000	Apr 27, 09	Aug 05, 09	467 39	330 00		137 39	
CISCO SYSTEMS INC	FIFO	50 000	Dec 23, 08	Aug 05, 09	1,108 97	814 59		294 38	
	FIFO	30 000	Feb 12, 09	Aug 05, 09	665 38	476 36		189 02	
CITIGROUP INC	FIFO	241 000	Mar 27, 09	Aug 05, 09	831 44	526 76		304 68	
	FIFO	30 000	May 15, 08	Mar 27, 09	79 27	703 79	-624 52		
	FIFO	30 000	May 28, 08	Mar 27, 09	79 27	641 91	-562 64		
DELL INC	FIFO	70 000	Apr 03, 09	Aug 05, 09	949 41	672 65		276 76	
DOW CHEMICAL	FIFO	70 000	Mar 20, 09	Aug 05, 09	1,628 88	543 39		1,085 49	
DU PONT DE NEMOURS	FIFO	40 000	Jan 29, 09	Aug 05, 09	1,278 37	960 00		318 37	
	FIFO	20 000	Mar 27, 09	Aug 05, 09	639 18	460 00		179 18	
EBAY INC	FIFO	50 000	Feb 12, 09	Aug 05, 09	1,065 08	649 54		415 54	
	FIFO	60 000	Apr 14, 09	Aug 05, 09	1,278 09	868 74		409 35	
EDISON INTL	FIFO	30 000	Apr 14, 09	Aug 05, 09	936 57	829 80		106 77	
FIDELITY NATL FINANCIAL INC CL A	FIFO	40 000	Jul 01, 08	Feb 06, 09	743 97	515 24		228 73	
GENL ELECTRIC CO	FIFO	40 000	Oct 03, 08	Aug 05, 09	557 99	889 43	-331 44		
	FIFO	40 000	Feb 12, 09	Aug 05, 09	557 99	454 53		103 46	
HEWLETT PACKARD CO	FIFO	10 000	May 29, 09	Aug 05, 09	431 28	344 00		87 28	
INTEL CORP	FIFO	30 000	Sep 24, 08	Aug 05, 09	568 79	560 82		7 97	
	FIFO	30 000	Nov 06, 08	Aug 05, 09	568 79	432 30		136 49	
INTL FLAVORS&FRGRNCS	FIFO	20 000	Apr 16, 09	Aug 05, 09	713 38	644 31		69 07	
KING PHARMACEUTICALS INC	FIFO	50 000	Oct 22, 08	Aug 05, 09	469 98	425 00		44 98	
KROGER COMPANY	FIFO	40 000	Jun 16, 09	Aug 05, 09	863 57	855 60		7 97	
LILLY ELI & CO	FIFO	20 000	Dec 11, 08	Aug 05, 09	693 18	716 60	-23 42		
	FIFO	20 000	Jan 15, 09	Aug 05, 09	693 18	735 55	-42 37		
LOWES COMPANIES INC	FIFO	30 000	Jun 11, 09	Aug 05, 09	675 35	600 00		75 35	
MARATHON OIL CORP	FIFO	20 000	Jul 08, 09	Aug 05, 09	632 58	570 15		62 43	
MICROSOFT CORP	FIFO	30 000	Sep 18, 08	Aug 05, 09	719 39	739 31	-19 92		

continued next page



Investment Account

Account name: BBC FOUNDATION
 Friendly account name: #17679 Brandes
 Account number: CC 29167 01

Your Financial Advisor:
 RMJ GROUP
 423-267-1813/800-669-2723

Realized gains and losses (continued)

Short-term capital gains and losses (continued)

Security description	Method	Quantity or face value (\$)	Purchase date	Sale date	Sale amount (\$)	Purchase amount (\$)	Loss (\$)	Gain (\$)	Net gain or loss (\$)
NEWS CORP INC DELA CLA	FIFO	160 000	Mar 30, 09	Aug 05, 09	1,685 10	1,060 38		624 72	
	FIFO	40 000	Apr 14, 09	Aug 05, 09	421 28	300 00		121 28	
PNC FINANCIAL SERVICES GROUP	LIFO	0 016	Apr 23, 08	Jan 02, 09	0 78	2 39	-1 61		
ROYAL CARIBBEAN CRUISES LTD LIBERIA ORD	FIFO	50 000	Nov 03, 08	Apr 17, 09	562 68	700 00	-137 32		
SLM CORP VTG	FIFO	80 000	Mar 26, 08	Mar 20, 09	358 14	1,277 25	-919 11		
	FIFO	50 000	Mar 25, 08	Jan 09, 09	547 56	817 28	-269 72		
SUN MICROSYSTEMS INC NEW	FIFO	90 000	Sep 22, 08	Apr 20, 09	818 08	739 22		78 86	
	FIFO	20 000	Sep 09, 08	Apr 02, 09	163 30	175 00	-11 70		
	FIFO	60 000	Sep 22, 08	Apr 02, 09	489 91	492 82	-2 91		
	FIFO	50 000	Aug 29, 08	Mar 18, 09	433 92	447 48	-13 56		
	FIFO	40 000	Sep 09, 08	Mar 18, 09	347 14	350 00	-2 86		
TEXAS INSTRUMENTS	FIFO	40 000	Oct 23, 08	Aug 05, 09	974 39	655 60		318 79	
	FIFO	40 000	Dec 02, 08	Aug 05, 09	974 39	573 99		400 40	
	FIFO	30 000	Feb 12, 09	Aug 05, 09	730 79	479 41		251 38	
US BANCORP DEL (NEW)	FIFO	20 000	Apr 02, 09	Aug 05, 09	448 38	304 00		144 38	
VALERO ENERGY CORP NEW	FIFO	20 000	Mar 31, 09	Aug 05, 09	377 99	355 58		22 41	
	FIFO	40 000	Apr 03, 09	Aug 05, 09	755 98	789 73	-33 75		
	FIFO	30 000	Jun 03, 09	Aug 05, 09	566 98	555 14		11 84	
VIRTUS INVT PARTNER INC	FIFO	7 000	Jan 02, 09	Jun 02, 09	113 77	61 25		52 52	
WELLS FARGO & CO NEW	LIFO	0 820	Jul 17, 08	Jan 02, 09	22 73	36 86	-14 13		
Total					\$35,150.59	\$31,255.46	-\$3,331.12	\$7,226.25	\$3,895.13

Long-term capital gains and losses

Security description	Method	Quantity or face value (\$)	Purchase date	Sale date	Sale amount (\$)	Purchase amount (\$)	Loss (\$)	Gain (\$)	Net gain or loss (\$)
ALCATEL-LUCENT SPON ADR	FIFO	91 000	May 05, 04	Aug 05, 09	281 22	1,623 66	-1,342 44		
	FIFO	296 000	Aug 19, 05	Aug 05, 09	914 73	4,380 34	-3,465 61		
	FIFO	95 000	Jul 14, 06	Aug 05, 09	293 58	1,009 40	-715 82		
	FIFO	123 000	Aug 16, 06	Aug 05, 09	380 11	1,387 82	-1,007 71		

continued next page



Friendly account name: #17679 Brandes
Account number: CC 29167 01

Realized gains and losses (continued)

Long-term capital gains and losses (continued)

Security description	Method	Quantity or face value (\$)	Purchase date	Sale date	Sale amount (\$)	Purchase amount (\$)	Loss (\$)	Gain (\$)	Net gain or loss (\$)
AMER AXLE & MFG HOLDINGS INC	FIFO	70 000	May 12, 05	Jan 27, 09	113 61	1,335 60	-1,221 99		
AMER GREETINGS A	FIFO	50 000	May 12, 05	Jul 01, 09	586 51	1,212 50	-625 99		
AT&T INC	FIFO	9 000	Apr 15, 04	Aug 05, 09	231 92	175 65		56 27	
	FIFO	65 000	Apr 15, 04	Aug 05, 09	1,675 00	1,588 60		86 40	
BANK OF AMER CORP	FIFO	9,000	Aug 02, 07	Aug 05, 09	148 41	1,330 52	-1,182 11		
	FIFO	12 000	Aug 08, 07	Aug 05, 09	197 87	2,012 50	-1,814 63		
	FIFO	5 000	Aug 16, 07	Aug 05, 09	82 45	548.79	-466 34		
	FIFO	9 000	Aug 24, 07	Aug 05, 09	148 41	1,048 90	-900 49		
	FIFO	9 000	Sep 24, 07	Aug 05, 09	148 41	976 66	-828 25		
	FIFO	10 000	Oct 17, 07	Aug 05, 09	164 90	825 52	-660 62		
	FIFO	40 000	Jul 11, 08	Aug 05, 09	659 58	866 50	-206 92		
BOSTON SCIENTIFIC CORP	FIFO	150 000	Nov 13, 06	Aug 05, 09	1,677 25	2,403 09	-725 84		
	FIFO	70 000	Aug 22, 07	Aug 05, 09	782 72	868 00	-85 28		
	FIFO	40 000	Sep 22, 06	May 28, 09	363 37	590 70	-227 33		
	FIFO	10 000	Nov 13, 06	May 28, 09	90 84	160 21	-69 37		
	FIFO	50 000	Sep 22, 06	Feb 05, 09	465 50	738 37	-272 87		
BRISTOL MYERS SQUIBB CO	FIFO	50 000	Apr 05, 04	Aug 05, 09	1,087 97	1,234 04	-146 07		
	FIFO	30 000	Apr 15, 04	Aug 05, 09	652 78	748 24	-95 46		
	FIFO	20 000	Apr 05, 04	May 20, 09	414 38	493 62	-79 24		
CENTEX CORP (PAIRED STOCK) **MERGER EFF 08/2009 **	FIFO	30 000	Aug 15, 07	Aug 05, 09	343 79	979 04	-635 25		
CHEMTURA CORP	FIFO	260 000	Mar 20, 06	Mar 20, 09	6 65	2,873 00	-2,866 35		
CIT GROUP INC NEW (DEL)	FIFO	30 000	Oct 18, 07	Jul 16, 09	11 55	1,047 05	-1,035 50		
	FIFO	20 000	Nov 14, 07	Jul 16, 09	7 70	632 10	-624 40		
	FIFO	40 000	Nov 27, 07	Jul 16, 09	15 41	977 94	-962 53		
	FIFO	130 000	Mar 28, 08	Jul 16, 09	50 07	1,494 97	-1,444 90		
CITIGROUP INC	FIFO	30 000	May 12, 05	Mar 27, 09	79 27	1,399 80	-1,320 53		
	FIFO	30 000	Nov 05, 07	Mar 27, 09	79 27	1,068 97	-989 70		
	FIFO	20 000	Nov 08, 07	Mar 27, 09	52 85	632 14	-579 29		
	FIFO	20 000	Nov 27, 07	Mar 27, 09	52 85	599 52	-546 67		

continued next page



Investment Account

Account name: BBC FOUNDATION
 Friendly account name: #17679 Brandes
 Account number: CC 29167 01

Your Financial Advisor:
 RMJ GROUP
 423-267-1813/800-669-2723

Realized gains and losses (continued)

Long-term capital gains and losses (continued)

Security description	Method	Quantity or face value (\$)	Purchase date	Sale date	Sale amount (\$)	Purchase amount (\$)	Loss (\$)	Gain (\$)	Net gain or loss (\$)
CONSECO INC NEW	FIFO	20 000	Dec 04, 07	Mar 27, 09	52 85	650 45	-597 60		
	FIFO	140 000	Oct 10, 06	Mar 06, 09	56 54	2 793 56	-2 737 02		
	FIFO	90 000	Jan 31, 07	Mar 06, 09	36 35	1 784 99	-1 748 64		
	FIFO	70 000	Apr 27, 07	Mar 06, 09	28 27	1 253 02	-1 224 75		
D R HORTON INC	FIFO	60 000	Aug 01, 07	Aug 05, 09	745 78	960 76	-214 98		
DELL INC	FIFO	10 000	Jul 24, 06	Aug 05, 09	135 63	205 98	-70 35		
	FIFO	50 000	Sep 22, 06	Aug 05, 09	678.15	1,062 04	-383 89		
	FIFO	30 000	Jan 17, 08	Aug 05, 09	406 89	647 82	-240 93		
	FIFO	30 000	Feb 04, 08	Aug 05, 09	406 89	599 92	-193 03		
DELPHI CORP	FIFO	415 000	Dec 21, 04	Mar 12, 09	16 60	3,487 41	-3,470 81		
	FIFO	245 000	Mar 08, 05	Mar 12, 09	9 80	1,229 90	-1,220 10		
	FIFO	175 000	Apr 13, 05	Mar 12, 09	7 00	684 71	-677 71		
DILLARDS INC CL A	FIFO	90 000	Jul 01, 08	Aug 05, 09	971 07	959 65		11 42	
DOW CHEMICAL	FIFO	40 000	Dec 01, 06	Aug 05, 09	930 80	1,587 44	-656 64		
	FIFO	20 000	Jan 03, 07	Aug 05, 09	465 40	800 00	-334 60		
	FIFO	10 000	Dec 01, 06	Jul 23, 09	200 85	396 86	-196 01		
	FIFO	10 000	Jan 03, 07	Jul 23, 09	200 85	400 00	-199 15		
EASTMAN KODAK CO	FIFO	120 000	Sep 02, 05	Aug 05, 09	453 65	3,172 80	-2,719 15		
	FIFO	70 000	Sep 27, 05	Aug 05, 09	264 63	1,786 57	-1,521 94		
FAIRPOINT COMMUNICATIONS INC	FIFO	1 000	Jan 06, 04	Mar 30, 09	0 64	8 11	-7 47		
FIFTH THIRD BANCORP	FIFO	110 000	Sep 18, 06	Aug 05, 09	1,114 66	4,237 20	-3,122 54		
	FIFO	40 000	Apr 20, 07	Aug 05, 09	405 33	1,600 69	-1,195 36		
FIRST AMER CORP CALIF	FIFO	30 000	Jul 01, 08	Aug 05, 09	918 27	803 42		114 85	
FLEXTRONICS INTL LTD	FIFO	79 000	Feb 16, 05	Aug 05, 09	426 76	1,181 99	-755.23		
	FIFO	136 000	Apr 21, 05	Aug 05, 09	734 68	1,519 45	-784 77		
	FIFO	184 000	Apr 18, 07	Aug 05, 09	993 98	1,902 70	-908 72		
FORD MOTOR CO COM NEW	FIFO	28 000	Mar 20, 06	Mar 18, 09	69 97	222 04	-152 07		
	FIFO	160 000	Aug 02, 06	Mar 18, 09	399 83	1,096 00	-696 17		
GANNETT CO	FIFO	20 000	Mar 20, 06	Aug 05, 09	151 40	1,171 40	-1,020 00		
	FIFO	20 000	May 12, 06	Aug 05, 09	151 40	1,104 00	-952 60		

continued next page



Friendly account name: #17679 Brandes
Account number: CC 29167 01

Realized gains and losses (continued)

Long-term capital gains and losses (continued)

Security description	Method	Quantity or face value (\$)	Purchase date	Sale date	Sale amount (\$)	Purchase amount (\$)	Loss (\$)	Gain (\$)	Net gain or loss (\$)
HOME DEPOT INC	FIFO	20 000	Jul 26, 06	Aug 05, 09	151 40	1,043 20	-891 80		
	FIFO	30 000	Mar 26, 08	Aug 05, 09	227 09	922 68	-695 59		
	FIFO	50 000	Mar 20, 06	Aug 04, 09	375 68	2,928 50	-2,552 82		
	FIFO	50 000	Oct 15, 07	Aug 05, 09	1,316 07	1,648 05	-331 98		
	FIFO	40 000	Dec 05, 07	Aug 05, 09	1,052 86	1,152 78	-99 92		
	FIFO	20 000	Jun 11, 07	Jul 31, 09	519 98	755 00	-235 02		
IDEARC INC	FIFO	30 000	Jun 11, 07	Apr 06, 09	747 88	1,132 50	-384 62		
	FIFO	60 000	Dec 07, 07	Mar 27, 09	3 29	1,079 26	-1,075 97		
INTEL CORP	FIFO	70 000	Mar 20, 06	Aug 05, 09	1,327 18	1,371 30	-44 12		
KEYCORP NEW	FIFO	100 000	Jun 13, 08	Aug 05, 09	634 03	1,174 37	-540 34		
LEAR CORP	FIFO	40 000	May 12, 05	Jan 27, 09	42 80	1,414 40	-1,371 60		1
	FIFO	40 000	Sep 15, 05	Jan 27, 09	42 80	1,410 00	-1,367 20		1
LENNAR CORP									
* RECLASSIFICATION AS OF									
4/03*	FIFO	30 000	Aug 22, 07	Aug 05, 09	380 99	884 61	-503 62		
MARSH & MCLENNAN COS INC	FIFO	40 000	Aug 30, 07	Aug 05, 09	898 37	1,058 90	-160 53		
	FIFO	30 000	Dec 28, 07	Aug 05, 09	424 85	649 16	-224 31		
MASCO CORP	FIFO	50 000	Feb 20, 08	Aug 05, 09	708 08	938 09	-230 01		
	FIFO	30 000	Apr 24, 08	Aug 05, 09	424 85	558 23	-133 38		
	FIFO	30 000	Apr 29, 08	Aug 05, 09	424 85	538 17	-113 32		
MCCLATCHY CO (HOLDING CO) CL A	FIFO	40 000	Jul 28, 06	Mar 30, 09	24 00	1,678 00	-1,654 00		
	FIFO	40 000	Sep 13, 06	Mar 30, 09	24 00	1,590 61	-1,566 61		
MICRON TECHNOLOGY INC	FIFO	40 000	Feb 28, 07	Mar 30, 09	24 00	1,488 97	-1,464 97		
	FIFO	40 000	Mar 29, 07	Mar 30, 09	24 00	1,256 84	-1,232 84		
	FIFO	50 000	May 31, 07	Mar 30, 09	30 00	1,384 65	-1,354 65		
	FIFO	5 000	Nov 10, 06	Aug 05, 09	33 46	69 11	-35 65		
	FIFO	120 000	Feb 07, 07	Aug 05, 09	803 04	1,579 16	-776 12		
	FIFO	110 000	Apr 25, 07	Aug 05, 09	736 12	1,295 80	-559 68		
MICRON TECHNOLOGY INC	FIFO	70 000	Oct 05, 07	Aug 05, 09	468 44	757 40	-288 96		
	FIFO	90 000	Nov 10, 06	May 06, 09	485 92	1,243 98	-758 06		
	FIFO	45 000	Aug 17, 05	Mar 26, 09	188 60	513 00	-324 40		1

continued next page



Investment Account

Account name: BBC FOUNDATION
 Friendly account name: #17679 Brandes
 Account number: CC 29167 01

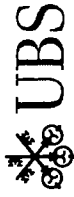
Your Financial Advisor:
 RMJ GROUP
 423-267-1813/800-669-2723

Realized gains and losses (continued)

Long-term capital gains and losses (continued)

Security description	Method	Quantity or face value (\$)	Purchase date	Sale date	Sale amount (\$)	Purchase amount (\$)	Loss (\$)	Gain (\$)	Net gain or loss (\$)
MICROSOFT CORP	FIFO	100 000	May 10, 06	Aug 05, 09	2,397 96	2,367 36		30 60	
MOTOROLA INC	FIFO	60 000	Jul 31, 07	Aug 05, 09	426 12	1,016 50	-590 38		
	FIFO	110 000	Jun 18, 08	Aug 05, 09	781 22	953 98	-172 76		
	FIFO	110 000	Jun 24, 08	Aug 05, 09	781 22	823 97	-42 75		
	FIFO	130 000	Jul 25, 08	Aug 05, 09	923 26	940 30	-17 04		
	FIFO	90 000	Jul 31, 07	Apr 06, 09	404 18	1,524 75	-1,120 57		
N Y TIMES CO A	FIFO	50 000	Jan 05, 07	Mar 27, 09	255 34	1,179 51	-924 17		
	FIFO	80 000	Apr 27, 07	Mar 27, 09	408 54	1,879 68	-1,471 14		
	FIFO	40 000	Oct 04, 07	Mar 27, 09	204 27	796 52	-592 25		
OLD REPUBLIC INTL CORP	FIFO	100 000	Aug 16, 07	Aug 05, 09	1,115 22	1,779 38	-664 16		
	FIFO	60 000	Jun 27, 07	Mar 13, 09	537 00	1,270 35	-733 35		
	FIFO	20 000	Aug 16, 07	Mar 13, 09	179 00	355 88	-176 88		
PHIZER INC	FIFO	30 000	Nov 02, 04	Aug 05, 09	473 79	870 11	-396 32		
	FIFO	25 000	Dec 02, 04	Aug 05, 09	394 82	710 75	-315 93		
	FIFO	35 000	Dec 20, 04	Aug 05, 09	552 75	850 88	-298 13		
	FIFO	120 000	Apr 05, 06	Aug 05, 09	1,895 14	3,034 80	-1,139 66		
PHOENIX COMPANIES INC	FIFO	150 000	Apr 19, 02	Mar 10, 09	38 72	2,895 00	-2,856 28		
PNC FINANCIAL SERVICES GROUP	FIFO	9 000	Apr 23, 08	Aug 05, 09	360 08	1,344 82	-984 74		
POPULAR INC	FIFO	10 000	Oct 26, 06	Feb 06, 09	23 10	180 84	-157 74		
	FIFO	110 000	Apr 20, 07	Feb 06, 09	254 09	1,862 58	-1,608 49		
	FIFO	100 000	Aug 23, 06	Jan 21, 09	441 99	1,904 45	-1,462 46		
	FIFO	70 000	Oct 26, 06	Jan 21, 09	309 40	1,265 89	-956 49		
PULTE HOMES INC	FIFO	40 000	Aug 10, 07	Aug 05, 09	471 99	819 74	-347 75		
	FIFO	50 000	Oct 19, 07	Aug 05, 09	589 98	692 00	-102 02		
REGIONS FINANCIAL CORP	FIFO	50 000	Jun 02, 08	Aug 05, 09	234 00	863 92	-629 92		

continued next page



Friendly account name: #17679 Brandes
 Account number: CC 29167 01

Realized gains and losses (continued)

Long-term capital gains and losses (continued)

Security description	Method	Quantity or face value (\$)	Purchase date	Sale date	Sale amount (\$)	Purchase amount (\$)	Loss (\$)	Gain (\$)	Net gain or loss (\$)
SAFEMART INC	FIFO	130 000	Jul 11, 08	Aug 05, 09	608 39	1,125 37	-516 98		
	FIFO	35 000	Apr 01, 04	Aug 05, 09	654 55	738 50	-83 95		
	FIFO	40 000	Aug 25, 04	Aug 05, 09	748 06	835 33	-87 27		
	FIFO	35 000	Nov 01, 04	Aug 05, 09	654 55	645 42		9 13	
SANMINA-SCI CORP									
**REVERSE SPLIT									
EIF 08/2009**									
SARA LEE CORP									
	FIFO	30 000	May 12, 06	Aug 05, 09	321 59	457 55	-135 96		
	FIFO	90 000	May 18, 06	Aug 05, 09	964 77	1,344 07	-379 30		
	FIFO	120 000	Jun 28, 06	Aug 05, 09	1,286 36	1,642 20	-355 84		
	FIFO	60 000	Jul 28, 06	Aug 05, 09	643 18	844 61	-201 43		
SCHERING PLOUGH CORP									
MERGER EFF 11/09									
	FIFO	60 000	May 01, 08	Aug 05, 09	1,578 80	1,116 60		462 20	
	FIFO	70 000	May 07, 08	Aug 05, 09	1,841 93	1,278 57		563 36	
SUNTRUST BANKS INC									
	FIFO	30 000	Jul 11, 08	Aug 05, 09	636 88	923 57	-286 69		
SUPERVALU INC									
	FIFO	32 000	Aug 23, 06	Aug 05, 09	485 11	850 31	-365 20		
	FIFO	20 000	Jan 30, 08	Aug 05, 09	303 19	596 95	-293 76		
	FIFO	20 000	Apr 09, 08	Aug 05, 09	303 19	614 40	-311 21		
TENET HEALTHCARE CORP									
	FIFO	205 000	Nov 19, 03	Aug 05, 09	855 34	2,815 53	-1,960 19		
	FIFO	90 000	Feb 11, 04	Aug 05, 09	375 51	1,123 53	-748 02		
	FIFO	45 000	Mar 31, 04	Aug 05, 09	187 76	501 91	-314 15		
	FIFO	100 000	May 14, 03	Jun 01, 09	399 98	1,658 42	-1,258 44		
	FIFO	10 000	Nov 19, 03	Jun 01, 09	40 00	137 34	-97 34		
UNISYS CORP **REVERSE SPLIT EFF 10/2009**									
	FIFO	190 000	Dec 23, 04	Aug 05, 09	421 88	1,915 98	-1,494 10		
	FIFO	90 000	Jan 19, 05	Aug 05, 09	199 84	748 90	-549 06		
	FIFO	290 000	Apr 19, 02	Jun 09, 09	434 98	3,767 83	-3,332 85		
	FIFO	50 000	Dec 23, 04	Jun 09, 09	75 00	504 20	-429 20		
UTSTARCOM INC									
	FIFO	125 000	May 04, 05	Aug 05, 09	213 78	1,213 00	-999 22		
	FIFO	60 000	May 11, 05	Aug 05, 09	102 62	412 20	-309 58		

continued next page



Investment Account

Account name: BBC FOUNDATION
 Friendly account name: #17679 Brandes
 Account number: CC 29167 01

Your Financial Advisor:
 RMJ GROUP
 423-267-1813/800-669-2723

Realized gains and losses (continued)
Long-term capital gains and losses (continued)

Security description	Method	Quantity or face value (\$)	Purchase date	Sale date	Sale amount (\$)	Purchase amount (\$)	Loss (\$)	Gain (\$)	Net gain or loss (\$)
VERIZON COMMUNICATIONS									
INC	FIFO	30 000	Jan 06, 04	Aug 05, 09	938 37	1,048 03	-109 66		
	FIFO	15 000	Sep 07, 05	Aug 05, 09	469 19	468 67		0 52	
	FIFO	30 000	Jun 09, 06	Aug 05, 09	938 37	907 76		30 61	
WELLS FARGO & CO NEW	FIFO	13 000	Apr 16, 08	Aug 05, 09	355 54	1,752 24	-1,396 70		
	FIFO	5 000	Apr 23, 08	Aug 05, 09	136 75	787 01	-650 26		
	FIFO	9 000	Jul 11, 08	Aug 05, 09	246 14	563 88	-317 74		
	FIFO	12 000	Jul 17, 08	Aug 05, 09	328 19	539 49	-211 30		
WHIRLPOOL CORP	FIFO	10 000	Apr 04, 06	Aug 05, 09	569 78	914 60	-344 82		
	FIFO	40 000	Aug 16, 06	Aug 05, 09	2,279 14	3,136 50	-857 36		
WYETH ***MERGER EFF	FIFO	40 000	Sep 05, 07	Aug 05, 09	1,869 55	1,863 28		6 27	
10/09***	FIFO	195 000	Apr 19, 02	Aug 05, 09	1,655 60	1,839 18	-183 58		
XEROX CORP	FIFO	145 000	Dec 28, 04	Mar 27, 09	469 40	565 50	-96 10		
3COM CORP	FIFO	200 000	Dec 28, 04	Mar 18, 09	520 89	780 00	-259 11		
Total					\$77,349.26	\$194,412.51	-\$118,434.88	\$1,371.63	-\$117,063.25
Net capital gains/losses:									-\$113,168.12

Gains and losses not calculated

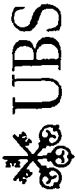
Security description	Method	Quantity or face value (\$)	Purchase date	Sale date	Sale amount (\$)	Purchase amount (\$)	Loss (\$)	Gain (\$)	Net gain or loss (\$)
VIRTUS INVT PARTNER INC		0 500		Jan 02, 09	2 73	0 00			

* Indicates that the cost basis information has been provided by a source other than UBS Financial Services Inc

---This information was unavailable---



Your notes



UBS Financial Services Inc
1 UNION SQUARE, SUITE 100
CRYSTAL BLDG
CHATTANOOGA TN 37402-2530

CPZ2002527097 1209 X15 CC 0

2009 Year End Summary

Account name: BBC FOUNDATION

Friendly account name: #17678 Anchor

Account number: CC 25168 01

Your Financial Advisor:

RMJ GROUP

Phone 423-267-1813/800-669-2723

BBC FOUNDATION
428 MCCALLIE AVENUE
CHATTANOOGA TN 37402-2009

Summary of gains and losses

	Amount (\$)
Short term	2,438.95
Long term	-6,403.76
Total	\$-3,964.81

Realized gains and losses

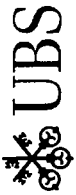
Estimated 2009 gains and losses for transactions with trade dates through 12/31/09 have been incorporated into this statement. To calculate gains and losses, we liquidate the oldest security lot first. This is known as the first-in, first-out or FIFO accounting method. We use this method unless you specified which tax lot to close when you placed your order. This is known as a versus purchases or VSP order. See important information about your statement on the last page of this statement for more information.

We may not adjust gains and losses for all capital changes. Cost basis for coupon tax-exempt municipal securities, include securities subject to AMT, has been adjusted for mandatory amortization of bond premium. Estimates in the Unclassified section can not be classified as short term or long term because information is missing, or the product is one in which the gain/loss calculation is not provided.

Short-term capital gains and losses

Security description	Method	Quantity or face value (\$)	Purchase date	Sale date	Sale amount (\$)	Purchase amount (\$)	Loss (\$)	Gain (\$)	Net gain or loss (\$)
ALLSTATE CORP	FIFO	130 000	Apr 13, 09	Aug 05, 09	3,673.96	2,979.86		694.10	
ANALOG DEVICES INC	FIFO	110 000	Jul 08, 09	Aug 05, 09	3,062.82	2,601.50		461.32	
CHIMERA INVT CORP	FIFO	820 000	May 27, 09	Aug 05, 09	2,992.92	2,760.53		232.39	

continued next page



Friendly account name: #17678 Anchor
Account number: CC 29168 01

Realized gains and losses (continued)

Short-term capital gains and losses (continued)

Security description	Method	Quantity or face value (\$)	Purchase date	Sale date	Sale amount (\$)	Purchase amount (\$)	Loss (\$)	Gain (\$)	Net gain or loss (\$)
CHUBB CORP	FIFO	70 000	Jul 07, 09	Aug 05, 09	3,394 91	2,742 28		652 63	
COLONIAL PROPERTIES TR									
SBI	FIFO	140 000	Dec 19, 08	Aug 05, 09	1,191 64	1,010 79		180 85	
HUTCHISON									
TELECOMMUNICATIONS INTL									
LTD SPON ADR	FIFO	380 000	Jan 12, 09	Aug 05, 09	1,523 76	1,614 89	-91 13		
HUTCHISON									
TELECOMMUNICATIONS HONG									
KONG HLDGS LTD ADR	FIFO	600 000	May 11, 09	Aug 05, 09	1,427 96	975 60		452 36	
NEW YORK CMNTY BANCORP	FIFO	210 000	Feb 09, 09	Aug 05, 09	2,320 46	2,677 50	-357 04		
SUN COMMUNITIES INC	FIFO	70 000	Jan 22, 09	Aug 05, 09	1,112 97	899 50		213 47	
Total					\$20,701.40	\$18,262.45	-\$448.17	\$2,887.12	\$2,438.95

Long-term capital gains and losses

Security description	Method	Quantity or face value (\$)	Purchase date	Sale date	Sale amount (\$)	Purchase amount (\$)	Loss (\$)	Gain (\$)	Net gain or loss (\$)
AFFILIATED COMPUTER SVCS INC CL A	FIFO	51 000	Jul 02, 04	Aug 05, 09	2,415 83	2,714 36	-298 53		
	FIFO	16 000	Jul 21, 04	Aug 05, 09	757 91	861 15	-103 24		
	FIFO	20 000	Mar 15, 06	Aug 05, 09	947 39	1,264 40	-317 01		
AMEREN CORP	FIFO	70 000	Sep 29, 06	Aug 05, 09	1,796 54	3,699 50	-1,902 96		
	FIFO	30 000	Nov 16, 06	Aug 05, 09	769 94	1,602 60	-832 66		
ANNALY CAPITAL MANAGEMENT INC REIT	FIFO	440 000	Jul 12, 07	Aug 05, 09	7,392 78	6,212 80		1,179 98	
AON CORP	FIFO	23 000	Jan 15, 03	Aug 05, 09	919 28	479 37		439 91	
	FIFO	17 000	Aug 04, 05	Aug 05, 09	679 47	504 90		174 57	
	FIFO	70 000	Jan 15, 03	Feb 24, 09	2,742 81	1,458 96		1,283 85	
BRANDYWINE RLTY TRUST NEW	FIFO	104 000	Apr 19, 02	Aug 05, 09	946 58	2,532 40	-1,585 82		
BROADRIDGE FINANCIAL SOLUTIONS INC	FIFO	190 000	Nov 19, 07	Aug 05, 09	3,305 91	4,177 15	-871 24		
CABLEVISION SYSTEMS CORP N Y GROUP CL A	FIFO	118 000	Jun 03, 05	Aug 05, 09	2,475 96	1,905 70		570 26	
	FIFO	32 000	Mar 15, 06	Aug 05, 09	671 45	525 76		145 69	

continued next page



Investment Account

Account name: BBC FOUNDATION
 Friendly account name: #17678 Anchor
 Account number: CC 29168 01

Your Financial Advisor:
 RMJ GROUP
 423-267-1813/800-669-2723

Realized gains and losses (continued)

Long-term capital gains and losses (continued)

Security description	Method	Quantity or face value (\$)	Purchase date	Sale date	Sale amount (\$)	Purchase amount (\$)	Loss (\$)	Gain (\$)	Net gain or loss (\$)
CINTAS CORP	FIFO	110 000	Jul 19, 07	Aug 05, 09	2,823 49	4,302 32	-1,478 83		
CONS EDISON CO (HOLDING CO)	FIFO	110 000	Jun 04, 08	Aug 05, 09	4,362 76	4,462 87	-100 11		
COVIDIEN PLC	FIFO	100 000	Feb 26, 08	Aug 05, 09	3,938 39	4,379 81	-441 42		
ENDURANCE SPECIALTY HOLDINGS LTD ORD	FIFO	54 000	Nov 06, 03	Aug 05, 09	1,728 28	1,674 00		54 28	
	FIFO	24 000	Mar 02, 04	Aug 05, 09	768 12	823 44	-55 32		
	FIFO	14 000	Nov 15, 04	Aug 05, 09	448 07	467 18	-19 11		
	FIFO	28 000	Mar 15, 06	Aug 05, 09	896 14	861 00		35 14	
GENUINE PARTS CO	FIFO	54 000	Apr 21, 04	Jan 15, 09	1,986 96	1,968 93		18 03	
GENZYME CORP GEN DIV	FIFO	50 000	May 18, 07	Aug 05, 09	2,480 76	3,174 00	-693 24		
HCP INC	FIFO	96 000	Jan 13, 03	Aug 05, 09	2,390 33	1,845 12		545 21	
	FIFO	26 000	Feb 28, 05	Aug 05, 09	647 38	650 53	-3 15		
	FIFO	50 000	Mar 15, 06	Aug 05, 09	1,244 97	1,416 50	-171 53		
HEALTH CARE REIT INC	FIFO	85 000	Jul 15, 02	Aug 05, 09	3,594 34	2,347 70		1,246 64	
	FIFO	17 000	Jan 28, 03	Aug 05, 09	718 87	436 80		282 07	
HUTCHISON TELECOMMUNICATIONS INTL LTD SPON ADR	FIFO	220 000	Nov 09, 07	Aug 05, 09	882 17	4,920 61	-4,038 44		
INTEGRYS ENERGY GROUP INC	FIFO	90 000	Jan 11, 07	Aug 05, 09	3,062 22	4,874 79	-1,812 57		
	FIFO	20 000	Jun 27, 07	Aug 05, 09	680 49	1,015 40	-334 91		
IVANHOE MINES LTD	FIFO	500 000	May 23, 06	Aug 05, 09	4,099 89	3,523 15		576 74	
MCDERMOTT INTL INC	FIFO	130 000	Mar 15, 06	Aug 05, 09	2,781 92	2,232 10		549 82	
MDU RESOURCES GROUP INC	FIFO	195 000	Mar 15, 06	Aug 05, 09	4,066 13	4,355 00	-288 87		
MILLICOM INTL CELLULAR SA NEW	FIFO	90 000	Apr 19, 02	Aug 05, 09	6,783 57	516 60		6,266 97	
NEWPARK RES INC NEW	FIFO	460 000	Mar 15, 06	Aug 05, 09	1,314 18	3,629 40	-2,315 22		
NISOURCE INC	FIFO	167 000	Jan 16, 04	Aug 05, 09	2,233 15	3,615 55	-1,382 40		
NOBLE ENERGY INC	FIFO	24 000	Feb 12, 03	Aug 05, 09	1,481 24	413 77		1,067 47	
	FIFO	26 000	Jan 29, 04	Aug 05, 09	1,604 68	583 77		1,020 91	
	FIFO	30 000	Feb 12, 03	Jan 13, 09	1,468 49	517 22		951 27	

continued next page



Friendly account name: #17678 Anchor
Account number: CC 29168 01

Realized gains and losses (continued)

Long-term capital gains and losses (continued)

Security description	Method	Quantity or face value (\$)	Purchase date	Sale date	Sale amount (\$)	Purchase amount (\$)	Loss (\$)	Gain (\$)	Net gain or loss (\$)
OLD REPUBLIC INTL CORP	FIFO	153 000	May 16, 03	Aug 05, 09	1,718 14	2,583 28	-865 14		
	FIFO	30 000	Feb 23, 04	Aug 05, 09	336 89	567 84	-230 95		
	FIFO	14 000	Nov 10, 04	Aug 05, 09	157 22	262 35	-105 13		
PIONEER NAT RES CO	FIFO	98 000	Apr 19, 02	Apr 03, 09	1,736 68	2,231 46	-494 78		
PROGRESS ENERGY INC	FIFO	48 000	Apr 19, 02	Aug 05, 09	1,868 59	2,376 48	-507 89		
	FIFO	13 000	Aug 19, 04	Aug 05, 09	506 08	560 44	-54 36		
	FIFO	11 000	Mar 07, 05	Aug 05, 09	428 22	469 62	-41 40		
	FIFO	20 000	Jul 26, 06	Aug 05, 09	778 58	876 80	-98 22		
RANGE RESOURCES CORP	FIFO	60 000	May 20, 08	Aug 05, 09	2,875 12	4,322 25	-1,447 13		
ROWAN COMPANIES INC	FIFO	105 000	Mar 21, 03	Aug 05, 09	2,217 54	2,042 42		175 12	
	FIFO	40 000	May 03, 05	Aug 05, 09	844 78	1,080 00	-235 22		
SCHEIN HENRY INC	FIFO	58 000	Apr 28, 04	Jun 25, 09	2,609 93	2,126 51		483 42	
	FIFO	20 000	May 28, 04	Jun 25, 09	899 98	672 00		227 98	
	FIFO	34 000	Feb 08, 05	Jun 25, 09	1,529 96	1,188 30		341 66	
SEMPRA ENERGY	FIFO	90 000	Jun 21, 02	Aug 05, 09	4,679 87	2,131 50		2,548 37	
	FIFO	18 000	Dec 13, 04	Aug 05, 09	935 98	641 40		294 58	
ST JUDE MEDICAL INC	FIFO	100 000	Jan 30, 08	Aug 05, 09	3,827 00	4,079 89	-252 89		
SUN COMMUNITIES INC	FIFO	160 000	Mar 22, 07	Aug 05, 09	2,543 93	5,120 00	-2,576 07		
TELEPHONE & DATA SYS INC SPECIAL COM SHARES	FIFO	25 000	Apr 19, 02	Aug 05, 09	617 48	1,082 29	-464 81		
	FIFO	28 000	Jan 29, 04	Aug 05, 09	691 58	928 24	-236 66		
	FIFO	47 000	Mar 15, 06	Aug 05, 09	1,160 87	1,718 32	-557 45		
TIME WARNER CABLE INC	FIFO	33 000	Feb 07, 07	Aug 05, 09	1,140 78	4,182 76	-3,041 98		
	LIFO	0 333	Feb 07, 07	Mar 12, 09	8 33	42 24	-33 91		
TRONOX INC CL B	FIFO	8 000	Dec 10, 03	Aug 05, 09	0 63	62 49	-61 86		
	FIFO	6 000	Jun 16, 05	Aug 05, 09	0 48	80 79	-80 31		
U S CELLULAR CORP	FIFO	54 000	Dec 10, 03	Aug 05, 09	1,929 37	1,773 36		156 01	
ULTRA PETROLEUM CORP (CANADA) ORD	FIFO	50 000	Apr 17, 08	Aug 05, 09	2,388 43	4,175 00	-1,786 57		
VECTREN CORP	FIFO	180 000	Mar 15, 06	Aug 05, 09	4,210 09	4,678 20	-468 11		
SPDR GOLD TRUST	FIFO	23 000	Nov 19, 04	Aug 05, 09	2,179 98	1,026 03		1,153 95	
	FIFO	43 000	Nov 29, 04	Aug 05, 09	4,075 62	1,947 90		2,127 72	

continued next page



Investment Account

Account name: BBC FOUNDATION
Friendly account name: #17678 Anchor
Account number: CC 29168 01

Your Financial Advisor:
RMJ GROUP
423-267-1813/800-669-2723

Realized gains and losses (continued)

Long-term capital gains and losses (continued)

Security description	Method	Quantity or face value (\$)	Purchase date	Sale date	Sale amount (\$)	Purchase amount (\$)	Loss (\$)	Gain (\$)	Net gain or loss (\$)
	FIFO	44 000	Mar 15, 06	Aug 05, 09	4,170 40	2,420 00		1,750 40	
	FIFO	20 000	Jun 05, 06	Aug 05, 09	1,895 64	1,280 00		615 64	
Total					\$139,273.01	\$145,676.77	-\$32,687.42	\$26,283.66	-\$6,403.76
Net capital gains/losses:									-\$3,964.81

¹ Indicates that the cost basis information has been provided by a source other than UBS Financial Services Inc



Your notes



UBS Financial Services Inc
1 UNION SQUARE, SUITE 100
CRYSTAL BLDG
CHATTANOOGA TN 37402-2530

CPZ2002527103 1209 X15 CC 0

2009 Year End Summary

Account name: BBC FOUNDATION

Friendly account name: #14154 Lazard

Account number: CC 29169 01

Your Financial Advisor:

RMJ GROUP

Phone 423-267-1813/800-669-2723

BBC FOUNDATION
428 MCCALLIE AVENUE
CHATTANOOGA TN 37402-2009

Summary of gains and losses

	Amount (\$)
Short term	11,573 34
Long term	-37,922 52
Total	\$-26,349.18

Realized gains and losses

Estimated 2009 gains and losses for transactions with trade dates through 12/31/09 have been incorporated into this statement. To calculate gains and losses, we liquidate the oldest security lot first. This is known as the first-in, first-out or FIFO accounting method. We use this method unless you specified which tax lot to close when you placed your order. It is known as a versus purchases or VSP order. See *Important information about your statement* on the last page of this statement for more information.

We may not adjust gains and losses for all capital changes. Cost basis for coupon tax-exempt municipal securities, include securities subject to AMT, has been adjusted for mandatory amortization of bond premium. Estimates in the Unclassified section can not be classified as short term or long term because information is missing, or the product is one in which the gain/loss calculation is not provided.

Short-term capital gains and losses

Security description	Method	Quantity or face value (\$)	Purchase date	Sale date	Sale amount (\$)	Purchase amount (\$)	Loss (\$)	Gain (\$)	Net gain or loss (\$)
ALLIANZ SE ADR	FIFO	24 000	Oct 14, 08	Aug 04, 09	252 01	281 01	-29 00		
	FIFO	231 000	Nov 04, 08	Aug 04, 09	2,425 55	2,067 01		358 54	
	FIFO	189 000	Mar 17, 09	Aug 04, 09	1,984 54	1,490 47		494 07	

continued next page



Friendly account name: #14154 Lazard
Account number: CC 29169 01

Realized gains and losses (continued)

Short-term capital gains and losses (continued)

Security description	Method	Quantity or face value (\$)	Purchase date	Sale date	Sale amount (\$)	Purchase amount (\$)	Loss (\$)	Gain (\$)	Net gain or loss (\$)
ANHEUSER BUSCH INBEV									
SPON ADR	FIFO	41 000	Jul 06, 09	Aug 04, 09	1,609 20	1,532 84		76 36	
BAE SYSTEMS PLC SPON ADR									
	FIFO	9 000	Aug 05, 08	Aug 04, 09	189 62	328 47	-138 85		
	FIFO	26 000	Oct 09, 08	Aug 04, 09	547 80	674 17	-126 37		
	FIFO	36 000	Oct 15, 08	Aug 04, 09	758 50	905 67	-147 17		
	FIFO	9 000	Oct 31, 08	Aug 04, 09	189 62	200 44	-10 82		
BANCO SANTANDER S A SPON ADR									
	FIFO	166 000	Oct 14, 08	Jan 20, 09	1,156 68	2,378 76	-1,222 08		
BARCLAYS PLC ADR									
	FIFO	155 000	Mar 27, 09	Aug 04, 09	3,418 00	1,488 76		1,929 24	
	FIFO	82 000	Apr 27, 09	Aug 04, 09	1,808 23	1,145 87		662 36	
	FIFO	18 000	Mar 27, 09	May 14, 09	279 09	172 89		106 20	
BARRICK GOLD CORP									
	FIFO	39 000	Feb 05, 09	Aug 04, 09	1,401 23	1,507 39	-106 16		
	FIFO	35 000	Feb 18, 09	Aug 04, 09	1,257 52	1,331 06	-73 54		
	FIFO	9 000	Sep 26, 08	Aug 04, 09	787 03	918 25	-131 22		
BHP BILLITON LTD SPON ADR									
	FIFO	28 000	May 08, 09	Aug 04, 09	1,832 55	1,506 48		326 07	
	FIFO	14 000	Jun 02, 09	Aug 04, 09	916 27	841 63		74 64	
BNP PARIBAS SA ADR									
	FIFO	30 000	Mar 13, 09	Aug 04, 09	1,132 77	566 62		566 15	
	FIFO	62 000	Mar 17, 09	Aug 04, 09	2,341 06	1,272 75		1,068 31	
	FIFO	39 000	Mar 13, 09	Apr 09, 09	908 35	736 61		171 74	
BRITISH AMER TOBACCO PLC GB SPON ADR									
	FIFO	24 000	Aug 05, 08	Aug 04, 09	1,497 80	1,796 79	-298 99		
	FIFO	12 000	Oct 15, 08	Aug 04, 09	748 90	717 33		31 57	
CANON INC ADR JAPAN SPON ADR									
	FIFO	25 000	Oct 31, 08	Aug 04, 09	904 51	850 09		54 42	
	FIFO	6 000	Feb 05, 09	Aug 04, 09	217 08	165 23		51 85	
CREDIT SUISSE GROUP SPON ADR									
	FIFO	76 000	Apr 23, 09	Aug 04, 09	3,786 97	2,838 08		948 89	
	FIFO	18 000	May 11, 09	Aug 04, 09	896 92	740 12		156 80	

continued next page



Investment Account

Account name: BBC FOUNDATION
 Friendly account name: #14154 Lazard
 Account number: CC 29169 01

Your Financial Advisor:
 RMJ GROUP
 423-267-1813/800-669-2723

Realized gains and losses (continued)

Short-term capital gains and losses (continued)

Security description	Method	Quantity or face value (\$)	Purchase date	Sale date	Sale amount (\$)	Purchase amount (\$)	Loss (\$)	Gain (\$)	Net gain or loss (\$)
DEUTSCHE BANK AG REG SHS									
ORD	FIFO	27 000	Jun 25, 09	Aug 04, 09	1,795 45	1,634 70		160 75	
DIAGEO PLC NEW GB SPON									
ADR	FIFO	7 000	Oct 14, 08	Mar 26, 09	307 18	441 71	-134 53		
ESPRIT HOLDINGS LTD									
EXCHANGE EFF 11/09									
ADR	FIFO	122 000	May 04, 09	Aug 04, 09	1,726 25	1,534 86		191 39	
FANUC LTD ADR	FIFO	40 000	May 01, 09	Aug 04, 09	1,623 95	1,477 68		146 27	
	FIFO	21 000	Jun 03, 09	Aug 04, 09	852 58	868 33	-15 75		
GDF SUEZ SPON ADR	FIFO	28 000	Oct 14, 08	Aug 04, 09	1,089 45	1,260 01	-170 56		
GLAXO SMITHKLINE PLC ADR	FIFO	42 000	Dec 24, 08	Aug 04, 09	1,631 67	1,505 02		126 65	
HEINEKEN N V ADR									
NETHERLANDS ADR	FIFO	61 000	Mar 18, 09	Aug 04, 09	1,216 31	836 63		379 68	
HOYA CORP SPON ADR	FIFO	34 000	Sep 29, 08	Aug 04, 09	773 48	701 09		72 39	
	FIFO	35 000	Oct 14, 08	Aug 04, 09	796 23	702 65		93 58	
	FIFO	20 000	Feb 27, 09	Aug 04, 09	454 99	367 00		87 99	
HSBC HOLDINGS PLC NEW GB									
SPON ADR	FIFO	93 000	Jun 17, 09	Aug 04, 09	5,066 50	4,023 17		1,043 33	
IMPERIAL TOBACCO GROUP									
PLC SPON ADR	FIFO	15 000	Sep 24, 08	Aug 04, 09	850 03	1,024 76	-174 73		
	FIFO	10 000	Feb 27, 09	Aug 04, 09	566 69	482 59		84 10	
L M ERICSSON TELEFON CO									
SEK 10 NEW 2002 ADR	FIFO	9 000	Sep 25, 08	Aug 04, 09	88 58	95 20	-6 62		
	FIFO	138 000	Oct 14, 08	Aug 04, 09	1,358 18	987 68		370 50	
	FIFO	77 000	Sep 25, 08	Apr 29, 09	734 70	814 47	-79 77		
	FIFO	60 000	Sep 25, 08	Apr 15, 09	539 12	634 65	-95 53		
LVMH MOET HENNESSY LOUIS									
NEW ADR	FIFO	93 000	Apr 28, 09	Aug 04, 09	1,688 83	1,355 07		333 76	
	FIFO	49 000	Jun 03, 09	Aug 04, 09	889 82	848 02		41 80	
MERCK KGAA ADR	FIFO	51 000	Feb 27, 09	Aug 04, 09	1,591 15	1,271 13		320 02	
MITSUBISHI ESTATE LTD									
ADR ADR	FIFO	10 000	May 12, 09	Aug 04, 09	1,610 05	1,504 50		105 55	

continued next page



Friendly account name: #14154 Lazard
Account number: CC 29169 01

Realized gains and losses (continued)

Short-term capital gains and losses (continued)

Security description	Method	Quantity or face value (\$)	Purchase date	Sale date	Sale amount (\$)	Purchase amount (\$)	Loss (\$)	Gain (\$)	Net gain or loss (\$)
NOKIA CORP SPONS ADR	FIFO	91 000	Feb 04, 09	Aug 04, 09	1,211 36	1,160 58		50 78	
FINLAND ADR	FIFO	38 000	Mar 16, 09	Aug 04, 09	505 84	438 95		66 89	
	FIFO	62 000	Mar 20, 09	Aug 04, 09	825 32	703 94		121 38	
NOVARTIS AG SPON ADR	FIFO	22 000	Feb 27, 09	Aug 04, 09	998 11	804 91		193 20	
NOVO NORDISK ADR DENMARK ADR	FIFO	45 000	Apr 23, 09	Aug 04, 09	2,676 08	2,117 92		558 16	
PRUDENTIAL PLC ADR	FIFO	83 000	Oct 16, 08	Aug 04, 09	1,246 63	986 19		260 44	
UNITED KINGDOM	FIFO	144 000	Nov 06, 08	Aug 04, 09	2,162 82	1,736 11		426 71	
	FIFO	162 000	Mar 20, 09	Aug 04, 09	2,433 18	1,533 93		899 25	
RECKITT BENCKISER GROUP PLC ADR	FIFO	153 000	Mar 02, 09	Aug 05, 09	1,436 63	1,161 27		275 36	
	FIFO	172 000	Feb 19, 09	Aug 04, 09	1,635 67	1,380 49		255 18	
	FIFO	13 000	Mar 02, 09	Aug 04, 09	123 63	98 67		24 96	
ROCHE HLDG LTD SPONS ADR	FIFO	47 000	Feb 27, 09	Aug 04, 09	1,830 60	1,338 84		491 76	
SWITZ ADR	FIFO	10 000	Oct 31, 08	Mar 20, 09	452 38	540 62	-88 24		
ROYAL DUTCH SHELL PLC	FIFO	38 000	Dec 24, 08	Aug 04, 09	1,290 85	1,178 31		112 54	
CL A SPON ADR	FIFO	23 000	Jan 14, 09	Aug 04, 09	781 30	738 07		43 23	
SANOFI-AVENTIS SA SPON ADR	FIFO	32 000	Feb 11, 09	Aug 04, 09	1,087 03	974 11		112 92	
SINGAPORE TELECOM LTD	FIFO	69 000	Mar 24, 09	Aug 04, 09	1,608 35	1,169 51		438 84	
NEW 2006 SPON ADR	FIFO	385 000	May 01, 09	Aug 04, 09	1,655 45	1,333 37		322 08	
SUMITOMO MITSUI	FIFO	128 000	Jun 26, 09	Aug 04, 09	1,971 14	1,655 37		315 77	
FINANCIAL GROUP INC ADR	FIFO	8 000	Feb 26, 09	Jul 09, 09	200 78	201 61	-0 83		
SUN HUNG KAI PROPS LTD SPON ADR	FIFO	23 000	Oct 09, 08	Aug 04, 09	425 49	439 62	-14 13		
TELUS CORP NON VGT SHS	FIFO	71 000	Oct 31, 08	Aug 04, 09	1,313 46	1,167 42		146 04	
TESCO PLC SPONS ADR	FIFO								
UNITED KINGDOM	FIFO								

continued next page



Investment Account

Account name: BBC FOUNDATION
 Friendly account name: #14154 Lazard
 Account number: CC 29169 01

Your Financial Advisor:
 RMJ GROUP
 423-267-1813/800-669-2723

Realized gains and losses (continued)

Short-term capital gains and losses (continued)

Security description	Method	Quantity or face value (\$)	Purchase date	Sale date	Sale amount (\$)	Purchase amount (\$)	Loss (\$)	Gain (\$)	Net gain or loss (\$)
UNILEVER PLC AMER SHS									
NEW SPON ADR	FIFO	54 000	Sep 26, 08	Aug 04, 09	1,411 01	1,522 44	-111 43		
VODAFONE GROUP PLC NEW									
SPON ADR	FIFO	49 000	Sep 26, 08	Aug 04, 09	1,042 80	1,142 83	-100 03		
	FIFO	30 000	Jun 05, 08	Apr 24, 09	537 53	927 30	-389 77		
ZURICH FINANCIAL SVCS									
SPON ADR	FIFO	55 000	Sep 25, 08	Aug 04, 09	1,107 87	1,567 02	-459 15		
	FIFO	99 000	Mar 17, 09	Aug 04, 09	1,994 16	1,282 53		711 63	
Total					\$96,633.91	\$85,060.57	-\$5,058.33	\$16,631.67	\$11,573.34

Long-term capital gains and losses

Security description	Method	Quantity or face value (\$)	Purchase date	Sale date	Sale amount (\$)	Purchase amount (\$)	Loss (\$)	Gain (\$)	Net gain or loss (\$)
ADIDAS AG SPON ADR									
	FIFO	45 000	Nov 09, 06	May 05, 09	769 96	1,098 23	-328 27		
	FIFO	32 000	Jan 22, 08	May 05, 09	547 52	919 59	-372 07		
BAE SYSTEMS PLC SPON ADR									
	FIFO	28 000	Apr 16, 08	Aug 04, 09	589 94	1,037 48	-447 54		
	FIFO	40 000	May 09, 08	Aug 04, 09	842 78	1,484 71	-641 93		
	VSP	59 000	Apr 03, 08	Jul 02, 09	1,248 63	2,377 94	-1,129 31		
	VSP	7 000	Apr 16, 08	Jul 02, 09	148 14	259 37	-111 23		
	VSP	60 000	Mar 25, 08	Jun 26, 09	1,360 98	2,303 06	-942 08		
	VSP	1 000	Apr 03, 08	Jun 26, 09	22 67	40 30	-17 63		
BANCO SANTANDER S A SPON ADR									
	FIFO	120 000	Oct 19, 07	Jan 20, 09	836 15	2,454 43	-1,618 28		
BG GROUP PLC SPON ADR									
	FIFO	19 000	Jul 21, 08	Aug 04, 09	1,661 50	2,137 77	-476 27		
BP PLC SPON ADR									
	FIFO	85 000	May 23, 05	Aug 04, 09	4,384 19	5,073 72	-689 53		
	FIFO	15 000	Jul 10, 07	Aug 04, 09	773 68	1,114 80	-341 12		
BRITISH AMER TOBACCO PLC									
GB SPON ADR	FIFO	62 000	Jan 24, 07	Aug 04, 09	3,869 32	3,672 88		196 44	
CANON INC ADR JAPAN SPON ADR									
	FIFO	82 000	May 12, 05	Aug 04, 09	2,966 80	2,899 52		67 28	
	FIFO	25 000	Sep 12, 07	Aug 04, 09	904 51	1,329 15	-424 64		
	FIFO	46 000	Apr 17, 08	Aug 04, 09	1,664 31	2,242 88	-578 57		

continued next page



Friendly account name: #14154 Lazard
Account number: CC 29169 01

Realized gains and losses (continued)

Long-term capital gains and losses (continued)

Security description	Method	Quantity or face value (\$)	Purchase date	Sale date	Sale amount (\$)	Purchase amount (\$)	Loss (\$)	Gain (\$)	Net gain or loss (\$)
DIAGEO PLC NEW GB SPON ADR	FIFO	24 000	May 23, 05	Mar 26, 09	1,053 20	1,419 12	-365 92		
	FIFO	24 000	May 23, 05	Mar 19, 09	1,031 34	1,419 12	-387 78		
	FIFO	10 000	May 23, 05	Feb 12, 09	505 06	591 30	-86 24		
E ON AG SPON ADR	FIFO	12 000	Dec 19, 07	Aug 04, 09	463 31	824 10	-360 79		
	FIFO	18 000	Feb 19, 08	Aug 04, 09	694 96	1,178 56	-483 60		
	FIFO	21 000	Mar 10, 08	Aug 04, 09	810 79	1,327 62	-516 83		
	FIFO	21 000	May 09, 08	Aug 04, 09	810 79	1,386 02	-575 23		
	VSP	21 000	Nov 15, 07	Jul 09, 09	685 18	1,382 64	-697 46		
	VSP	22 000	Dec 19, 07	Jul 09, 09	717 81	1,510 86	-793 05		
ENI SPA IT SPON ADR	FIFO	19 000	May 12, 05	Aug 04, 09	881 96	956 16	-74 20		
	FIFO	13 000	Feb 15, 08	Aug 04, 09	603 44	856 24	-252 80		
	FIFO	16 000	Apr 04, 08	Aug 04, 09	742 70	1,132 98	-390 28		
	FIFO	9 000	Apr 16, 08	Aug 04, 09	417 77	672 38	-254 61		
	FIFO	21 000	May 12, 05	Mar 06, 09	666 56	1,056 80	-390 24		
GDF SUEZ SPON ADR	FIFO	6 000	Sep 20, 06	Aug 04, 09	233 45	284 91	-51 46		
	FIFO	34 000	Sep 19, 07	Aug 04, 09	1,322 91	1,933 48	-610 57		
	FIFO	17 000	Jul 24, 06	Jul 09, 09	584 58	728 20	-143 62		
	FIFO	36 000	Sep 20, 06	Jul 09, 09	1,237 92	1,709 49	-471 57		
GLAXO SMITHKLINE PLC ADR	FIFO	85 000	May 16, 05	Aug 04, 09	3,302 19	4,206 89	-904 70		
GRUPE DANONE SPONSORED ADR**NAME CHANGE									
05/06/09** FRANCE ADR	FIFO	12 000	Nov 21, 07	Mar 19, 09	110 10	213 62	-103 52		
	FIFO	132 000	Jan 17, 08	Mar 19, 09	1,211 13	2,305 25	-1,094 12		
HEINEKEN N V ADR									
NETHERLANDS ADR	FIFO	81 000	May 12, 05	Aug 04, 09	1,615 09	1,289,93		325 16	
HOYA CORP SPON ADR	FIFO	60 000	Jun 06, 05	Aug 04, 09	1,364 96	1,757 42	-392 46		
HSBC HOLDINGS PLC NEW GB SPON ADR	FIFO	19 000	May 23, 05	Jan 14, 09	794 87	1,511 64	-716 77		
	FIFO	10 000	Apr 04, 06	Jan 14, 09	418 36	850 80	-432 44		
IMPERIAL TOBACCO GROUP PLC SPON ADR	FIFO	11 000	Aug 16, 05	Aug 04, 09	623 35	601 81		21 54	

continued next page



Investment Account

Account name: BBC FOUNDATION
 Friendly account name: #14154 Lazard
 Account number: CC 29169 01

Your Financial Advisor:
 RMJ GROUP
 423-267-1813/800-669-2723

Realized gains and losses (continued)

Long-term capital gains and losses (continued)

Security description	Method	Quantity or face value (\$)	Purchase date	Sale date	Sale amount (\$)	Purchase amount (\$)	Loss (\$)	Gain (\$)	Net gain or loss (\$)
L M ERICSSON TELEFON CO									
SEK 10 NEW 2002 ADR	FIFO	20 000	Apr 16, 08	Aug 04, 09	1,133 37	1,932 20	-798 83		
	FIFO	11 000	Jun 24, 08	Aug 04, 09	623 35	829 73	-206 38		
	FIFO	27 000	Jul 30, 08	Aug 04, 09	1,530 05	2,008 02	-477 97		
	VSP	19 000	Aug 16, 05	Jul 02, 09	969 88	1,039 49	-69 61		
NESTLE S A SPONSORED ADR	FIFO	91 000	Jul 10, 07	Apr 15, 09	817 67	1,934 81	-1,117 14		
REPSTG REG SHS SWITZ ADR									
	FIFO	48 000	May 23, 05	Aug 04, 09	1,972 27	1,272 00		700 27	
	FIFO	25 000	Apr 04, 06	Aug 04, 09	1,027 22	730 50		296 72	
	FIFO	15 000	Jul 06, 07	Aug 04, 09	616 33	578 59		37 74	
	FIFO	39 000	May 23, 05	Feb 13, 09	1,254 42	1,033 50		220 92	
NOKIA CORP SPONS ADR									
FINLAND ADR	FIFO	14 000	May 16, 05	Aug 04, 09	186 36	240 66	-54 30		
	FIFO	29 000	May 09, 08	Aug 04, 09	386 04	838 85	-452 81		
	VSP	161 000	May 16, 05	Jul 16, 09	2,159 92	2,767 59	-607 67		
NOVARTIS AG SPON ADR									
	FIFO	35 000	Jul 11, 06	Aug 04, 09	1,587 91	1,946 67	-358 76		
	FIFO	20 000	Apr 24, 08	Aug 04, 09	907 38	1,000 58	-93 20		
	FIFO	3 000	May 23, 05	Apr 21, 09	106 44	144 96	-38 52		
	FIFO	19 000	May 23, 05	Apr 21, 09	674 09	918 08	-243 99		
	FIFO	35 000	Apr 04, 06	Apr 21, 09	1,241 75	1,968 40	-726 65		
	FIFO	10 000	Jul 11, 06	Apr 21, 09	354 79	556 19	-201 40		
	FIFO	19 000	May 23, 05	Mar 20, 09	709 91	918 08	-208 17		
PRUDENTIAL PLC ADR									
UNITED KINGDOM	FIFO	63 000	Dec 13, 07	Aug 04, 09	946 23	1,759 63	-813 40		
	FIFO	10 000	Oct 01, 07	May 21, 09	138 56	311 83	-173 27		
	FIFO	40 000	Dec 13, 07	May 21, 09	554 22	1,117 23	-563 01		
	FIFO	17 000	Aug 03, 07	Feb 25, 09	132 86	493 74	-360 88		
	FIFO	35 000	Oct 01, 07	Feb 25, 09	273 53	1,091 40	-817 87		
	FIFO	13 000	Jul 19, 07	Jan 13, 09	139 39	387 06	-247 67		
	FIFO	18 000	Aug 03, 07	Jan 13, 09	193 01	522 78	-329 77		

continued next page



Friendly account name: #14154 Lazard
Account number: CC 29169 01

Realized gains and losses (continued)

Long-term capital gains and losses (continued)

Security description	Method	Quantity or face value (\$)	Purchase date	Sale date	Sale amount (\$)	Purchase amount (\$)	Loss (\$)	Gain (\$)	Net gain or loss (\$)
ROCHE HLDG LTD SPONS ADR	FIFO	37 000	May 02, 07	Aug 04, 09	1,441 11	1,743 52	-302 41		
SWITZ ADR	FIFO	68 000	Jul 20, 07	Aug 04, 09	2,648 53	3,127 14	-478 61		
	FIFO	18 000	Sep 12, 07	Aug 04, 09	701 08	793 46	-92 38		
	FIFO	30 000	Apr 19, 07	Jun 17, 09	986 25	1,436.21	-449 96		
	FIFO	13 000	May 02, 07	Jun 17, 09	427 38	612 59	-185 21		
ROYAL DUTCH SHELL PLC									
CL A SPON ADR	FIFO	30 000	May 12, 05	Apr 30, 09	1,381 32	1,736 10	-354 78		
	FIFO	1 000	May 12, 05	Mar 20, 09	45 24	57 87	-12 63		
	FIFO	5 000	Jun 06, 06	Mar 20, 09	226 19	323 80	-97 61		
	FIFO	25 000	Jul 06, 07	Mar 20, 09	1,130 96	2,103 02	-972 06		
SANOFI-AVENTIS SA SPON									
ADR	FIFO	50 000	May 16, 05	Aug 04, 09	1,698 48	2,212 67	-514 19		
	FIFO	50 000	May 16, 06	Aug 04, 09	1,698 48	2,430 97	-732 49		
	FIFO	10 000	Jun 06, 06	Aug 04, 09	339 70	459.50	-119 80		
SINGAPORE TELECOM LTD									
NEW 2006 SPON ADR	FIFO	97 000	Dec 19, 06	Aug 04, 09	2,261 01	2,066 22		194 79	
	FIFO	80 000	Aug 07, 07	Aug 04, 09	1,864 75	1,814 60		50 15	
SUMITOMO MITSUI									
FINANCIAL GROUP INC ADR	FIFO	79 000	Apr 04, 06	Aug 04, 09	339 69	892 70	-553 01		
	FIFO	40 000	Jun 06, 06	Aug 04, 09	172 00	404 00	-232 00		
	FIFO	189 000	May 09, 08	Aug 04, 09	812 68	1,571 19	-758 51		
	FIFO	154 000	May 19, 08	Aug 04, 09	662 18	1,289 20	-627 02		
TELUS CORP NON VTG SHS									
	FIFO	10 000	Jan 23, 08	Jul 09, 09	250 97	395 89	-144 92		
	FIFO	19 000	Feb 26, 08	Jul 09, 09	476 84	880 69	-403 85		
	FIFO	23 000	May 30, 08	Jul 09, 09	577 23	1,073 31	-496 08		
	FIFO	56 000	Jan 14, 08	May 11, 09	1,431 48	2,473 67	-1,042 19		
	FIFO	21 000	Jan 23, 08	May 11, 09	536 80	831 38	-294 58		
TESCO PLC SPONS ADR									
UNITED KINGDOM	FIFO	70 000	May 12, 05	Aug 04, 09	1,294 96	1,228 50		66 46	
	FIFO	30 000	Jun 06, 06	Aug 04, 09	554 98	549 00		5 98	

continued next page



Investment Account

Account name: BBC FOUNDATION
 Friendly account name: #14154 Lazard
 Account number: CC 29169 01

Your Financial Advisor:
 RMJ GROUP
 423-267-1813/800-669-2723

Realized gains and losses (continued)

Long-term capital gains and losses (continued)

Security description	Method	Quantity or face value (\$)	Purchase date	Sale date	Sale amount (\$)	Purchase amount (\$)	Loss (\$)	Gain (\$)	Net gain or loss (\$)
TOTAL S A FRANCE SPON ADR	FIFO	69 000	May 23, 05	Aug 04, 09	3,827 33	3,739 84		87 49	1
	FIFO	5 000	Jun 06, 06	Aug 04, 09	277 34	319 25	-41 91		
	VSP	7 000	May 23, 05	Jun 17, 09	378 75	379 40	-0 65		1
UNILEVER PLC AIMER SHS NEW SPON ADR	FIFO	128 000	May 12, 05	Aug 04, 09	3,344 61	2,909 16		435 45	1
	FIFO	60 000	Jul 10, 07	Aug 04, 09	1,567 79	2,019 31	-451 52		
VODAFONE GROUP PLC NEW SPON ADR	FIFO	95 000	Jun 05, 08	Aug 04, 09	2,021 76	2,936 46	-914 70		
	FIFO	43 000	Jun 30, 08	Aug 04, 09	915 11	1,275 45	-360 34		
	FIFO	44 000	Jul 29, 08	Aug 04, 09	936 39	1,154 39	-218 00		
	FIFO	43 000	Apr 04, 06	Apr 24, 09	770 47	1,039 01	-268 54		
	FIFO	5 000	May 23, 05	Jan 09, 09	104 56	153 40	-48 84		1
	FIFO	67 000	Apr 04, 06	Jan 09, 09	1,401 06	1,618 91	-217 85		
ZURICH FINANCIAL SVCS SPON ADR	FIFO	56 000	Sep 12, 07	Aug 04, 09	1,128 01	1,628 62	-500 61		
	FIFO	97 000	Dec 13, 07	Aug 04, 09	1,953 88	3,002 49	-1,048 61		
	FIFO	7 000	Dec 26, 07	Aug 04, 09	141 00	204 05	-63 05		
Total					\$108,860.16	\$146,782.68	-\$40,628.91	\$2,706.39	-\$37,922.52
Net capital gains/losses:									-\$26,349.18

¹ Indicates that the cost basis information has been provided by a source other than UBS Financial Services Inc



Your notes

THE BBC FOUNDATION
58-1577719
2009 FORM 990-PF

ATTACHMENT TO PART XV

GRANTS AND CONTRIBUTIONS PAID DURING YEAR

United Way Of Chattanooga	\$21,000
Allied Arts of Chattanooga	10,000
Chattanooga Nature Center	1,000
Regional History Museum	1,000
Chattanooga Rescue Squad	1,500
Chattanooga Community Kitchen	2,500
GPS-Elizabeth C. Farmer Sports Award	2,000
Bright School Annual Fund	1,000
YMCA (Youth Trust)	1,000
Atlanta Botanical Garden	2,500
Trust For Public Land (Chattanooga)	1,000
PATH	2,500
Mt. Vernon Women's Association	1,000
Foundation for Neurological Diseases	1,500
Contact Of Chattanooga	3,500
College Heights Foundation	1,000
Interfaith Hospitality Network	1,000
Shepherd Center Foundation, Inc.	5,000
Rhodes College	1,000
GPS - Annual Fund	2,500
Trust For Public Land (Atlanta)	5,000
Vanderbilt School of Engineering	1,000
Tennessee River Gorge Trust	1,500
Room In the Inn	1,000
Walter E. Boehm Birth Defects Center	1,000
Orange Grove Center (Main St. Ladies)	1,000
Post Volunteer Fire Department	1,500
Lula Lake Land Trust	1,000
Make A Wish Foundation	2,500
Juvenile Detention Unit	2,000
Chattanooga Area Food Bank	2,000
Hutcheson Health Foundation	1,000
CADAS	2,000
Catoosa Citizens for Literacy	2,000
Discovery Place	1,000
VIM	1,000
The Center for Hope	1,500
Northwest Ga. Bank Foundation	1,000
Boys Club and Girls Club of America	1,500
The Apple Foundation (For Community Ed).	5,000

THE BBC FOUNDATION

Part IV Capital Gains and Losses for Tax on Investment Income

(a) List and describe the kind(s) of property sold, e.g., real estate, 2-story brick warehouse; or common stock, 200 shs. MLC Co.	(b) How acquired P - Purchase D - Donation	(c) Date acquired (mo., day, yr.)	(d) Date sold (mo., day, yr.)
1a UBS 29164			
b UBS 29164			
c UBS 29165			
d UBS 29166			
e UBS 29166			
f UBS 29167			
g UBS 29167			
h UBS 29168			
i UBS 29168			
j UBS 29169			
k UBS 29169			
l CAPITAL GAINS ADJUSTMENT			
m			
n			
o			

(e) Gross sales price	(f) Depreciation allowed (or allowable)	(g) Cost or other basis plus expense of sale	(h) Gain or (loss) (e) plus (f) minus (g)
a			1,970.
b			-289.
c			-85,970.
d			26,314.
e			-17.
f			3,895.
g			-117,063.
h			2,439.
i			-6,404.
j			11,573.
k			-37,923.
l			-12,653.
m			
n			
o			

Complete only for assets showing gain in column (h) and owned by the foundation on 12/31/69			(l) Losses (from col (h)) Gains (excess of col. (h) gain over col. (k), but not less than "-0-")
(i) F.M.V. as of 12/31/69	(j) Adjusted basis as of 12/31/69	(k) Excess of col. (i) over col. (j), if any	
a			1,970.
b			-289.
c			-85,970.
d			26,314.
e			-17.
f			3,895.
g			-117,063.
h			2,439.
i			-6,404.
j			11,573.
k			-37,923.
l			-12,653.
m			
n			
o			

2 Capital gain net income or (net capital loss) { If gain, also enter in Part I, line 7 If (loss), enter "-0-" in Part I, line 7 }	2	-214,128.
3 Net short-term capital gain or (loss) as defined in sections 1222(5) and (6): If gain, also enter in Part I, line 8, column (c). If (loss), enter "-0-" in Part I, line 8	3	N/A

FORM 990-PF INTEREST ON SAVINGS AND TEMPORARY CASH INVESTMENTS STATEMENT 1

SOURCE	AMOUNT
CD INTEREST FROM BANKS	5,580.
TOTAL TO FORM 990-PF, PART I, LINE 3, COLUMN A	5,580.

FORM 990-PF DIVIDENDS AND INTEREST FROM SECURITIES STATEMENT 2

SOURCE	GROSS AMOUNT	CAPITAL GAINS DIVIDENDS	COLUMN (A) AMOUNT
LISTED SECURITIES	18,889.	0.	18,889.
UBS	45,920.	0.	45,920.
TOTAL TO FM 990-PF, PART I, LN 4	64,809.	0.	64,809.

FORM 990-PF OTHER PROFESSIONAL FEES STATEMENT 3

DESCRIPTION	(A) EXPENSES PER BOOKS	(B) NET INVESTMENT INCOME	(C) ADJUSTED NET INCOME	(D) CHARITABLE PURPOSES
INVESTMENT ADVISORY FEES	11,809.	0.		0.
TO FORM 990-PF, PG 1, LN 16C	11,809.	0.		0.

FORM 990-PF TAXES STATEMENT 4

DESCRIPTION	(A) EXPENSES PER BOOKS	(B) NET INVESTMENT INCOME	(C) ADJUSTED NET INCOME	(D) CHARITABLE PURPOSES
FOREIGN TAXES WITHHELD	577.	0.		0.
TO FORM 990-PF, PG 1, LN 18	577.	0.		0.

FORM 990-PF	OTHER EXPENSES			STATEMENT 5
DESCRIPTION	(A) EXPENSES PER BOOKS	(B) NET INVEST- MENT INCOME	(C) ADJUSTED NET INCOME	(D) CHARITABLE PURPOSES
REVERSE ACCRUED INTEREST AT END OF 2008	3,210.	0.		0.
OFFICE EXPENSES	235.	0.		0.
TO FORM 990-PF, PG 1, LN 23	3,445.	0.		0.

FORM 990-PF	U.S. AND STATE/CITY GOVERNMENT OBLIGATIONS		STATEMENT 6	
DESCRIPTION	U.S. GOV'T	OTHER GOV'T	BOOK VALUE	FAIR MARKET VALUE
U. S. AND STATE GOVERNMENT OBLIGATIONS	X		100,000.	95,469.
TOTAL U.S. GOVERNMENT OBLIGATIONS			100,000.	95,469.
TOTAL STATE AND MUNICIPAL GOVERNMENT OBLIGATIONS				
TOTAL TO FORM 990-PF, PART II, LINE 10A			100,000.	95,469.

FORM 990-PF	CORPORATE STOCK		STATEMENT 7	
DESCRIPTION			BOOK VALUE	FAIR MARKET VALUE
CORPORATE STOCK			758,233.	856,915.
TOTAL TO FORM 990-PF, PART II, LINE 10B			758,233.	856,915.

FORM 990-PF	OTHER INVESTMENTS	STATEMENT	8
DESCRIPTION	VALUATION METHOD	BOOK VALUE	FAIR MARKET VALUE
FIXED INCOME INVESTMENTS	COST	372,790.	394,922.
ALTERNATIVE STRATEGIES INVESTMENTS	COST	295,651.	291,259.
ASSET BACKED SECURITIES	COST	431.	1,908.
TOTAL TO FORM 990-PF, PART II, LINE 13		668,872.	688,089.

FORM 990-PF	PART VIII - LIST OF OFFICERS, DIRECTORS TRUSTEES AND FOUNDATION MANAGERS	STATEMENT	9
-------------	---	-----------	---

NAME AND ADDRESS	TITLE AND AVRG HRS/WK	COMPEN- SATION	EMPLOYEE BEN PLAN CONTRIB	EXPENSE ACCOUNT
BETSY J. F. PATTON 519 NORTH BRAGG AVENUE LOOKOUT MOUNTAIN, TN 37350	VICE CHAIRMAN AND TRUSTEE 0.00	0.	0.	0.
JAMES E. PRICKETT 2 W WESLEY ROAD UNIT 10 ATLANTA, GA 30305	CHAIRMAN AND TRUSTEE 0.00	0.	0.	0.
KNOX S. FARMER 898 BATTLEFIELD PARKWAY FT. OGLETHORPE, GA 30742	VICE CHAIRMAN AND TRUSTEE 0.00	0.	0.	0.
ELIZABETH F. BLACK 3639 BRASHERS CHAPEL ROAD GUNTERSVILLE, AL 35976	TRUSTEE 0.00	0.	0.	0.
CARL J. ARNOLD 55 LAKESHORE LANE CHATTANOOGA, TN 37415	SECRETARY AND TRUSTEE 0.00	6,000.	0.	0.
H. CLAY EVANS JOHNSON, JR. 4 CLIFF TOP LANE CHATTANOOGA, TN 37410	VICE CHAIRMAN 0.00	0.	0.	0.
TOTALS INCLUDED ON 990-PF, PAGE 6, PART VIII		6,000.	0.	0.