



See a Social Security Number? Say Something!
Report Privacy Problems to <https://public.resource.org/privacy>
Or call the IRS Identity Theft Hotline at 1-800-908-4490



**Return of Private Foundation
or Section 4947(a)(1) Nonexempt Charitable Trust
Treated as a Private Foundation**

2009

Department of the Treasury
Internal Revenue Service

Note The foundation may be able to use a copy of this return to satisfy state reporting requirements.


For calendar year 2009, or tax year beginning _____, and ending _____

G Check all that apply: Initial return Initial return of a former public charity Final return
 Amended return Address change Name change

Use the IRS label Otherwise, print or type. See Specific Instructions	Name of foundation Cooley Family Foundation		A Employer identification number 56-2026137
	Number and street (or P O box number if mail is not delivered to street address) Room/suite 2548 Roswell Avenue		B Telephone number 704-386-5372
	City or town, state, and ZIP code Charlotte, NC 28209		C If exemption application is pending, check here <input type="checkbox"/> D 1. Foreign organizations, check here <input type="checkbox"/> 2. Foreign organizations meeting the 85% test, check here and attach computation <input type="checkbox"/>
H Check type of organization: <input checked="" type="checkbox"/> Section 501(c)(3) exempt private foundation <input type="checkbox"/> Section 4947(a)(1) nonexempt charitable trust <input type="checkbox"/> Other taxable private foundation			
I Fair market value of all assets at end of year (from Part II, col. (c), line 16) \$ 173,394.		J Accounting method: <input checked="" type="checkbox"/> Cash <input type="checkbox"/> Accrual <input type="checkbox"/> Other (specify) _____	
E If private foundation status was terminated under section 507(b)(1)(A), check here <input type="checkbox"/> F If the foundation is in a 60-month termination under section 507(b)(1)(B), check here <input type="checkbox"/>			

	(a) Revenue and expenses per books	(b) Net investment income	(c) Adjusted net income	(d) Disbursements for charitable purposes (cash basis only)
Part I Analysis of Revenue and Expenses <small>(The total of amounts in columns (b), (c), and (d) may not necessarily equal the amounts in column (a))</small>				
1 Contributions, gifts, grants, etc., received				
2 Check <input checked="" type="checkbox"/> if the foundation is not required to attach Sch B				
3 Interest on savings and temporary cash investments	41.	41.		Statement 1
4 Dividends and interest from securities	4,172.	4,148.		Statement 2
5a Gross rents				
b Net rental income or (loss)				
6a Net gain or (loss) from sale of assets not on line 10	<13,359.>			
b Gross sales price for all assets on line 6a	167,860.			
7 Capital gain net income (from Part IV, line 2)				
8 Net short-term capital gain				
9 Income modifications				
10a Gross sales less returns and allowances				
b Less Cost of goods sold				
c Gross profit or (loss)				
11 Other income				
12 Total. Add lines 1 through 11	<9,146.>	4,189.	0.	
13 Compensation of officers, directors, trustees, etc	0.	0.	0.	0.
14 Other employee salaries and wages				
15 Pension plans, employee benefits				
16a Legal fees				
b Accounting fees				
c Other professional fees				
17 Interest				
18 Taxes Stmt 3	95.	95.	0.	0.
19 Depreciation and depletion				
20 Occupancy				
21 Travel, conferences, and meetings				
22 Printing and publications				
23 Other expenses Stmt 4	6,524.	1,614.	0.	4,910.
24 Total operating and administrative expenses. Add lines 13 through 23	6,619.	1,709.	0.	4,910.
25 Contributions, gifts, grants paid	57,500.			57,500.
26 Total expenses and disbursements. Add lines 24 and 25	64,119.	1,709.	0.	62,410.
27 Subtract line 26 from line 12:				
a Excess of revenue over expenses and disbursements	<73,265.>			
b Net investment income (if negative, enter -0-)		2,480.		
c Adjusted net income (if negative, enter -0-)			0.	

SCANNED JUL 21 2010 Revenue



Part II Balance Sheets		Attached schedules and amounts in the description column should be for end-of-year amounts only		Beginning of year	End of year	
				(a) Book Value	(b) Book Value	(c) Fair Market Value
Assets	1	Cash - non-interest-bearing		1,705.	2,050.	2,050.
	2	Savings and temporary cash investments		15,953.	9,242.	9,242.
	3	Accounts receivable ▶				
		Less: allowance for doubtful accounts ▶				
	4	Pledges receivable ▶				
		Less: allowance for doubtful accounts ▶				
	5	Grants receivable				
	6	Receivables due from officers, directors, trustees, and other disqualified persons				
	7	Other notes and loans receivable ▶				
		Less: allowance for doubtful accounts ▶				
	8	Inventories for sale or use				
	9	Prepaid expenses and deferred charges				
	10a	Investments - U.S. and state government obligations				
	b	Investments - corporate stock Stmt 5		166,286.	105,969.	124,146.
	c	Investments - corporate bonds Stmt 6		42,249.	37,695.	36,325.
11	Investments - land, buildings, and equipment basis ▶					
	Less accumulated depreciation ▶					
12	Investments - mortgage loans					
13	Investments - other Stmt 7		1,752.	1,409.	1,631.	
14	Land, buildings, and equipment basis ▶					
	Less accumulated depreciation ▶					
15	Other assets (describe ▶)					
16	Total assets (to be completed by all filers)		227,945.	156,365.	173,394.	
Liabilities	17	Accounts payable and accrued expenses				
	18	Grants payable				
	19	Deferred revenue				
	20	Loans from officers, directors, trustees, and other disqualified persons				
	21	Mortgages and other notes payable				
	22	Other liabilities (describe ▶)				
23	Total liabilities (add lines 17 through 22)		0.	0.		
Net Assets or Fund Balances	Foundations that follow SFAS 117, check here ▶ <input type="checkbox"/>					
	and complete lines 24 through 26 and lines 30 and 31.					
	24	Unrestricted				
	25	Temporarily restricted				
	26	Permanently restricted				
	Foundations that do not follow SFAS 117, check here ▶ <input checked="" type="checkbox"/>					
	and complete lines 27 through 31.					
27	Capital stock, trust principal, or current funds		0.	0.		
28	Paid-in or capital surplus, or land, bldg., and equipment fund		210,286.	145,073.		
29	Retained earnings, accumulated income, endowment, or other funds		17,659.	11,292.		
30	Total net assets or fund balances		227,945.	156,365.		
31	Total liabilities and net assets/fund balances		227,945.	156,365.		

Part III Analysis of Changes in Net Assets or Fund Balances

1	Total net assets or fund balances at beginning of year - Part II, column (a), line 30 (must agree with end-of-year figure reported on prior year's return)	1	227,945.
2	Enter amount from Part I, line 27a	2	<73,265.>
3	Other increases not included in line 2 (itemize) ▶ <u>Cash adjustment</u>	3	1,685.
4	Add lines 1, 2, and 3	4	156,365.
5	Decreases not included in line 2 (itemize) ▶	5	0.
6	Total net assets or fund balances at end of year (line 4 minus line 5) - Part II, column (b), line 30	6	156,365.

Part IV Capital Gains and Losses for Tax on Investment Income

(a) List and describe the kind(s) of property sold (e.g., real estate, 2-story brick warehouse; or common stock, 200 shs. MLC Co.)	(b) How acquired P - Purchase D - Donation	(c) Date acquired (mo., day, yr.)	(d) Date sold (mo., day, yr.)
1a Bank of America - Schedule Attached	P	Various	Various
b Bank of America - Schedule Attached	P	Various	Various
c Capital Gain Distribution	P	Various	Various
d			
e			

(e) Gross sales price	(f) Depreciation allowed (or allowable)	(g) Cost or other basis plus expense of sale	(h) Gain or (loss) (e) plus (f) minus (g)
a 86,353.		93,036.	<6,683.>
b 80,312.		88,183.	<7,871.>
c 1,195.			1,195.
d			
e			

Complete only for assets showing gain in column (h) and owned by the foundation on 12/31/69			(l) Gains (Col. (h) gain minus col. (k), but not less than -0-) or Losses (from col. (h))
(i) F.M.V. as of 12/31/69	(j) Adjusted basis as of 12/31/69	(k) Excess of col. (i) over col. (j), if any	
a			<6,683.>
b			<7,871.>
c			1,195.
d			
e			

2 Capital gain net income or (net capital loss)	{ If gain, also enter in Part I, line 7 If (loss), enter -0- in Part I, line 7 }	2	<13,359.>
3 Net short-term capital gain or (loss) as defined in sections 1222(5) and (6): If gain, also enter in Part I, line 8, column (c). If (loss), enter -0- in Part I, line 8		3	N/A

Part V Qualification Under Section 4940(e) for Reduced Tax on Net Investment Income

(For optional use by domestic private foundations subject to the section 4940(a) tax on net investment income.)

If section 4940(d)(2) applies, leave this part blank.

Was the foundation liable for the section 4942 tax on the distributable amount of any year in the base period?

Yes No

If "Yes," the foundation does not qualify under section 4940(e). Do not complete this part.

1 Enter the appropriate amount in each column for each year; see instructions before making any entries.

(a) Base period years Calendar year (or tax year beginning in)	(b) Adjusted qualifying distributions	(c) Net value of noncharitable-use assets	(d) Distribution ratio (col. (b) divided by col. (c))
2008	102,756.	291,065.	.353035
2007	71,300.	422,717.	.168671
2006	128,892.	485,577.	.265441
2005	140,068.	559,286.	.250441
2004	117,471.	638,714.	.183918

2 Total of line 1, column (d)	2	1.221506
3 Average distribution ratio for the 5-year base period - divide the total on line 2 by 5, or by the number of years the foundation has been in existence if less than 5 years	3	.244301
4 Enter the net value of noncharitable-use assets for 2009 from Part X, line 5	4	176,232.
5 Multiply line 4 by line 3	5	43,054.
6 Enter 1% of net investment income (1% of Part I, line 27b)	6	25.
7 Add lines 5 and 6	7	43,079.
8 Enter qualifying distributions from Part XII, line 4	8	62,410.

If line 8 is equal to or greater than line 7, check the box in Part VI, line 1b, and complete that part using a 1% tax rate. See the Part VI instructions.

Part VI Excise Tax Based on Investment Income (Section 4940(a), 4940(b), 4940(e), or 4948 - see instructions)

1a	Exempt operating foundations described in section 4940(d)(2), check here <input type="checkbox"/> and enter "N/A" on line 1. Date of ruling or determination letter: _____ (attach copy of letter if necessary-see instructions)		
b	Domestic foundations that meet the section 4940(e) requirements in Part V, check here <input checked="" type="checkbox"/> and enter 1% of Part I, line 27b	1	25.
c	All other domestic foundations enter 2% of line 27b. Exempt foreign organizations enter 4% of Part I, line 12, col. (b)		
2	Tax under section 511 (domestic section 4947(a)(1) trusts and taxable foundations only. Others enter -0-)	2	0.
3	Add lines 1 and 2	3	25.
4	Subtitle A (income) tax (domestic section 4947(a)(1) trusts and taxable foundations only. Others enter -0-)	4	0.
5	Tax based on investment income. Subtract line 4 from line 3. If zero or less, enter -0-	5	25.
6	Credits/Payments:		
a	2009 estimated tax payments and 2008 overpayment credited to 2009	6a	
b	Exempt foreign organizations - tax withheld at source	6b	
c	Tax paid with application for extension of time to file (Form 8868)	6c	25.
d	Backup withholding erroneously withheld	6d	
7	Total credits and payments. Add lines 6a through 6d	7	25.
8	Enter any penalty for underpayment of estimated tax. Check here <input type="checkbox"/> if Form 2220 is attached	8	
9	Tax due. If the total of lines 5 and 8 is more than line 7, enter amount owed	9	0.
10	Overpayment. If line 7 is more than the total of lines 5 and 8, enter the amount overpaid	10	
11	Enter the amount of line 10 to be: Credited to 2010 estimated tax <input type="checkbox"/> Refunded <input type="checkbox"/>	11	

Part VII-A Statements Regarding Activities

	Yes	No
1a		X
1b		X
1c		X
2		X
3		X
4a		X
4b		
5		X
6		X
7	X	
8a		
8b	X	
9		X
10		X

Part VII-A Statements Regarding Activities (continued)

11	At any time during the year, did the foundation, directly or indirectly, own a controlled entity within the meaning of section 512(b)(13)? If "Yes," attach schedule (see instructions)	11		X
12	Did the foundation acquire a direct or indirect interest in any applicable insurance contract before August 17, 2008?	12		X
13	Did the foundation comply with the public inspection requirements for its annual returns and exemption application? Website address ▶ <u>N/A</u>	13	X	
14	The books are in care of ▶ <u>Nancy D. Dry, Trustee</u> Telephone no. ▶ <u>704-386-5372</u> Located at ▶ <u>100 N. Tryon Street, NC 1-007-57-26, Charlotte, N</u> ZIP+4 ▶ <u>28255</u>			
15	Section 4947(a)(1) nonexempt charitable trusts filing Form 990-PF in lieu of Form 1041 - Check here and enter the amount of tax-exempt interest received or accrued during the year ▶ 15			N/A

Part VII-B Statements Regarding Activities for Which Form 4720 May Be Required

File Form 4720 if any item is checked in the "Yes" column, unless an exception applies.		Yes	No
1a	During the year did the foundation (either directly or indirectly):		
	(1) Engage in the sale or exchange, or leasing of property with a disqualified person? <input type="checkbox"/> Yes <input checked="" type="checkbox"/> No		
	(2) Borrow money from, lend money to, or otherwise extend credit to (or accept it from) a disqualified person? <input type="checkbox"/> Yes <input checked="" type="checkbox"/> No		
	(3) Furnish goods, services, or facilities to (or accept them from) a disqualified person? <input type="checkbox"/> Yes <input checked="" type="checkbox"/> No		
	(4) Pay compensation to, or pay or reimburse the expenses of, a disqualified person? <input type="checkbox"/> Yes <input checked="" type="checkbox"/> No		
	(5) Transfer any income or assets to a disqualified person (or make any of either available for the benefit or use of a disqualified person)? <input type="checkbox"/> Yes <input checked="" type="checkbox"/> No		
	(6) Agree to pay money or property to a government official? (Exception. Check "No" if the foundation agreed to make a grant to or to employ the official for a period after termination of government service, if terminating within 90 days.) <input type="checkbox"/> Yes <input checked="" type="checkbox"/> No		
b	If any answer is "Yes" to 1a(1)-(6), did any of the acts fail to qualify under the exceptions described in Regulations section 53.4941(d)-3 or in a current notice regarding disaster assistance (see page 20 of the instructions)? Organizations relying on a current notice regarding disaster assistance check here <input type="checkbox"/> N/A	1b	
c	Did the foundation engage in a prior year in any of the acts described in 1a, other than excepted acts, that were not corrected before the first day of the tax year beginning in 2009? <input type="checkbox"/> Yes <input checked="" type="checkbox"/> No	1c	X
2	Taxes on failure to distribute income (section 4942) (does not apply for years the foundation was a private operating foundation defined in section 4942(j)(3) or 4942(j)(5)):		
a	At the end of tax year 2009, did the foundation have any undistributed income (lines 6d and 6e, Part XIII) for tax year(s) beginning before 2009? <input type="checkbox"/> Yes <input checked="" type="checkbox"/> No If "Yes," list the years ▶ _____, _____, _____		
b	Are there any years listed in 2a for which the foundation is not applying the provisions of section 4942(a)(2) (relating to incorrect valuation of assets) to the year's undistributed income? (If applying section 4942(a)(2) to all years listed, answer "No" and attach statement - see instructions.) <input type="checkbox"/> Yes <input checked="" type="checkbox"/> No	2b	
c	If the provisions of section 4942(a)(2) are being applied to any of the years listed in 2a, list the years here. ▶ _____, _____, _____		
3a	Did the foundation hold more than a 2% direct or indirect interest in any business enterprise at any time during the year? <input type="checkbox"/> Yes <input checked="" type="checkbox"/> No		
b	If "Yes," did it have excess business holdings in 2009 as a result of (1) any purchase by the foundation or disqualified persons after May 26, 1969; (2) the lapse of the 5-year period (or longer period approved by the Commissioner under section 4943(c)(7)) to dispose of holdings acquired by gift or bequest; or (3) the lapse of the 10-, 15-, or 20-year first phase holding period? (Use Schedule C, Form 4720, to determine if the foundation had excess business holdings in 2009.) <input type="checkbox"/> Yes <input checked="" type="checkbox"/> No	3b	
4a	Did the foundation invest during the year any amount in a manner that would jeopardize its charitable purposes?	4a	X
b	Did the foundation make any investment in a prior year (but after December 31, 1969) that could jeopardize its charitable purpose that had not been removed from jeopardy before the first day of the tax year beginning in 2009?	4b	X

Part VII-B Statements Regarding Activities for Which Form 4720 May Be Required (continued)

5a During the year did the foundation pay or incur any amount to:

(1) Carry on propaganda, or otherwise attempt to influence legislation (section 4945(e))? Yes No

(2) Influence the outcome of any specific public election (see section 4955); or to carry on, directly or indirectly, any voter registration drive? Yes No

(3) Provide a grant to an individual for travel, study, or other similar purposes? Yes No

(4) Provide a grant to an organization other than a charitable, etc., organization described in section 509(a)(1), (2), or (3), or section 4940(d)(2)? Yes No

(5) Provide for any purpose other than religious, charitable, scientific, literary, or educational purposes, or for the prevention of cruelty to children or animals? Yes No

b If any answer is "Yes" to 5a(1)-(5), did any of the transactions fail to qualify under the exceptions described in Regulations section 53.4945 or in a current notice regarding disaster assistance (see instructions)? Yes No
 Organizations relying on a current notice regarding disaster assistance check here N/A

c If the answer is "Yes" to question 5a(4), does the foundation claim exemption from the tax because it maintained expenditure responsibility for the grant? Yes No
 If "Yes," attach the statement required by Regulations section 53.4945-5(d). N/A

6a Did the foundation, during the year, receive any funds, directly or indirectly, to pay premiums on a personal benefit contract? Yes No

b Did the foundation, during the year, pay premiums, directly or indirectly, on a personal benefit contract? Yes No
 If "Yes" to 6b, file Form 8870

7a At any time during the tax year, was the foundation a party to a prohibited tax shelter transaction? Yes No

b If yes, did the foundation receive any proceeds or have any net income attributable to the transaction? Yes No

Part VIII Information About Officers, Directors, Trustees, Foundation Managers, Highly Paid Employees, and Contractors

1 List all officers, directors, trustees, foundation managers and their compensation.

(a) Name and address	(b) Title, and average hours per week devoted to position	(c) Compensation (If not paid, enter -0-)	(d) Contributions to employee benefit plans and deferred compensation	(e) Expense account, other allowances
See Statement 8		0.	0.	0.

2 Compensation of five highest-paid employees (other than those included on line 1). If none, enter "NONE."

(a) Name and address of each employee paid more than \$50,000	(b) Title, and average hours per week devoted to position	(c) Compensation	(d) Contributions to employee benefit plans and deferred compensation	(e) Expense account, other allowances
NONE				

Total number of other employees paid over \$50,000 0

Part VIII Information About Officers, Directors, Trustees, Foundation Managers, Highly Paid Employees, and Contractors (continued)

3 Five highest-paid independent contractors for professional services. If none, enter "NONE."

(a) Name and address of each person paid more than \$50,000	(b) Type of service	(c) Compensation
NONE		

Total number of others receiving over \$50,000 for professional services ▶ 0

Part IX-A Summary of Direct Charitable Activities

List the foundation's four largest direct charitable activities during the tax year. Include relevant statistical information such as the number of organizations and other beneficiaries served, conferences convened, research papers produced, etc.

	Expenses
1 N/A	
2	
3	
4	

Part IX-B Summary of Program-Related Investments

Describe the two largest program-related investments made by the foundation during the tax year on lines 1 and 2.

	Amount
1 N/A	
2	
3 All other program-related investments. See instructions.	
Total. Add lines 1 through 3 ▶	0.

Part X Minimum Investment Return (All domestic foundations must complete this part. Foreign foundations, see instructions)

1	Fair market value of assets not used (or held for use) directly in carrying out charitable, etc., purposes:		
a	Average monthly fair market value of securities	1a	173,346.
b	Average of monthly cash balances	1b	5,570.
c	Fair market value of all other assets	1c	
d	Total (add lines 1a, b, and c)	1d	178,916.
e	Reduction claimed for blockage or other factors reported on lines 1a and 1c (attach detailed explanation)	1e	0.
2	Acquisition indebtedness applicable to line 1 assets	2	0.
3	Subtract line 2 from line 1d	3	178,916.
4	Cash deemed held for charitable activities. Enter 1 1/2% of line 3 (for greater amount, see instructions)	4	2,684.
5	Net value of noncharitable-use assets. Subtract line 4 from line 3. Enter here and on Part V, line 4	5	176,232.
6	Minimum investment return. Enter 5% of line 5	6	8,812.

Part XI Distributable Amount (see instructions) (Section 4942(j)(3) and (j)(5) private operating foundations and certain foreign organizations check here and do not complete this part.)

1	Minimum investment return from Part X, line 6	1	8,812.
2a	Tax on investment income for 2009 from Part VI, line 5	2a	25.
b	Income tax for 2009. (This does not include the tax from Part VI.)	2b	
c	Add lines 2a and 2b	2c	25.
3	Distributable amount before adjustments. Subtract line 2c from line 1	3	8,787.
4	Recoveries of amounts treated as qualifying distributions	4	0.
5	Add lines 3 and 4	5	8,787.
6	Deduction from distributable amount (see instructions)	6	0.
7	Distributable amount as adjusted. Subtract line 6 from line 5. Enter here and on Part XIII, line 1	7	8,787.

Part XII Qualifying Distributions (see instructions)

1	Amounts paid (including administrative expenses) to accomplish charitable, etc., purposes:		
a	Expenses, contributions, gifts, etc. - total from Part I, column (d), line 26	1a	62,410.
b	Program-related investments - total from Part IX-B	1b	0.
2	Amounts paid to acquire assets used (or held for use) directly in carrying out charitable, etc., purposes	2	
3	Amounts set aside for specific charitable projects that satisfy the:		
a	Suitability test (prior IRS approval required)	3a	
b	Cash distribution test (attach the required schedule)	3b	
4	Qualifying distributions. Add lines 1a through 3b. Enter here and on Part V, line 8, and Part XIII, line 4	4	62,410.
5	Foundations that qualify under section 4940(e) for the reduced rate of tax on net investment income. Enter 1% of Part I, line 27b	5	25.
6	Adjusted qualifying distributions. Subtract line 5 from line 4	6	62,385.

Note. The amount on line 6 will be used in Part V, column (b), in subsequent years when calculating whether the foundation qualifies for the section 4940(e) reduction of tax in those years.

Part XIII Undistributed Income (see instructions)

	(a) Corpus	(b) Years prior to 2008	(c) 2008	(d) 2009
1 Distributable amount for 2009 from Part XI, line 7				8,787.
2 Undistributed income, if any, as of the end of 2009				
a Enter amount for 2008 only			0.	
b Total for prior years:		0.		
3 Excess distributions carryover, if any, to 2009:				
a From 2004	86,193.			
b From 2005	112,768.			
c From 2006	105,529.			
d From 2007	50,976.			
e From 2008	88,291.			
f Total of lines 3a through e	443,757.			
4 Qualifying distributions for 2009 from Part XII, line 4: ▶ \$	62,410.			
a Applied to 2008, but not more than line 2a			0.	
b Applied to undistributed income of prior years (Election required - see instructions)		0.		
c Treated as distributions out of corpus (Election required - see instructions)	0.			
d Applied to 2009 distributable amount				8,787.
e Remaining amount distributed out of corpus	53,623.			
5 Excess distributions carryover applied to 2009 (If an amount appears in column (d), the same amount must be shown in column (a))	0.			0.
6 Enter the net total of each column as indicated below:	497,380.			
a Corpus Add lines 3f, 4c, and 4e Subtract line 5				
b Prior years' undistributed income. Subtract line 4b from line 2b		0.		
c Enter the amount of prior years' undistributed income for which a notice of deficiency has been issued, or on which the section 4942(a) tax has been previously assessed		0.		
d Subtract line 6c from line 6b. Taxable amount - see instructions		0.		
e Undistributed income for 2008. Subtract line 4a from line 2a. Taxable amount - see instr.			0.	
f Undistributed income for 2009. Subtract lines 4d and 5 from line 1. This amount must be distributed in 2010				0.
7 Amounts treated as distributions out of corpus to satisfy requirements imposed by section 170(b)(1)(F) or 4942(g)(3)	0.			
8 Excess distributions carryover from 2004 not applied on line 5 or line 7	86,193.			
9 Excess distributions carryover to 2010. Subtract lines 7 and 8 from line 6a	411,187.			
10 Analysis of line 9:				
a Excess from 2005	112,768.			
b Excess from 2006	105,529.			
c Excess from 2007	50,976.			
d Excess from 2008	88,291.			
e Excess from 2009	53,623.			

Part XIV Private Operating Foundations (see instructions and Part VII-A, question 9) N/A

1 a If the foundation has received a ruling or determination letter that it is a private operating foundation, and the ruling is effective for 2009, enter the date of the ruling ▶
 b Check box to indicate whether the foundation is a private operating foundation described in section 4942(j)(3) or 4942(j)(5)

	Tax year				(e) Total
	(a) 2009	(b) 2008	(c) 2007	(d) 2006	
2 a Enter the lesser of the adjusted net income from Part I or the minimum investment return from Part X for each year listed					
b 85% of line 2a					
c Qualifying distributions from Part XII, line 4 for each year listed					
d Amounts included in line 2c not used directly for active conduct of exempt activities					
e Qualifying distributions made directly for active conduct of exempt activities.					
3 Subtract line 2d from line 2c					
Complete 3a, b, or c for the alternative test relied upon:					
a "Assets" alternative test - enter:					
(1) Value of all assets					
(2) Value of assets qualifying under section 4942(j)(3)(B)(i)					
b "Endowment" alternative test - enter 2/3 of minimum investment return shown in Part X, line 6 for each year listed					
c "Support" alternative test - enter:					
(1) Total support other than gross investment income (interest, dividends, rents, payments on securities loans (section 512(a)(5)), or royalties)					
(2) Support from general public and 5 or more exempt organizations as provided in section 4942(j)(3)(B)(iii)					
(3) Largest amount of support from an exempt organization					
(4) Gross investment income					

Part XV Supplementary Information (Complete this part only if the foundation had \$5,000 or more in assets at any time during the year-see the instructions.)

1 **Information Regarding Foundation Managers:**
 a List any managers of the foundation who have contributed more than 2% of the total contributions received by the foundation before the close of any tax year (but only if they have contributed more than \$5,000). (See section 507(d)(2).)

Charles J. Cooley

b List any managers of the foundation who own 10% or more of the stock of a corporation (or an equally large portion of the ownership of a partnership or other entity) of which the foundation has a 10% or greater interest.

None

2 **Information Regarding Contribution, Grant, Gift, Loan, Scholarship, etc., Programs:**
 Check here if the foundation only makes contributions to preselected charitable organizations and does not accept unsolicited requests for funds. If the foundation makes gifts, grants, etc. (see instructions) to individuals or organizations under other conditions, complete items 2a, b, c, and d.

a The name, address, and telephone number of the person to whom applications should be addressed:

Nancy D. Dry, Trustee
 NC1-007-57-02, 100 N. Tryon Street, Charlotte, NC 28202

b The form in which applications should be submitted and information and materials they should include:

Letter Form

c Any submission deadlines:

None

d Any restrictions or limitations on awards, such as by geographical areas, charitable fields, kinds of institutions, or other factors:

None

Part XVII Information Regarding Transfers To and Transactions and Relationships With Noncharitable Exempt Organizations

Table with 3 columns: Question, Yes, No. Contains questions 1, a, b, c, d regarding transfers and transactions with noncharitable exempt organizations.

Table with 4 columns: (a) Line no, (b) Amount involved, (c) Name of noncharitable exempt organization, (d) Description of transfers, transactions, and sharing arrangements. Row 1 contains 'N/A'.

2a Is the foundation directly or indirectly affiliated with, or related to, one or more tax-exempt organizations described in section 501(c) of the Code (other than section 501(c)(3)) or in section 527? [] Yes [X] No

Table with 3 columns: (a) Name of organization, (b) Type of organization, (c) Description of relationship. Row 1 contains 'N/A'.

Under penalties of perjury, I declare that I have examined this return, including accompanying schedules and statements, and to the best of my knowledge and belief, it is true, correct, and complete. Declaration of preparer (other than taxpayer or fiduciary) is based on all information of which preparer has any knowledge.

Signature and identification section. Includes fields for Signature of officer or trustee, Date, Title, Preparer's signature, Date, Check if self-employed, Preparer's identifying number, Firm's name, address, and ZIP code, and Phone no.

Form 990-PF Interest on Savings and Temporary Cash Investments Statement 1

Source	Amount
Bank of America	41.
Total to Form 990-PF, Part I, line 3, Column A	41.

Form 990-PF Dividends and Interest from Securities Statement 2

Source	Gross Amount	Capital Gains Dividends	Column (A) Amount
Bank of America	4,148.	0.	4,148.
Bank of America	24.	0.	24.
Total to Fm 990-PF, Part I, ln 4	4,172.	0.	4,172.

Form 990-PF Taxes Statement 3

Description	(a) Expenses Per Books	(b) Net Investment Income	(c) Adjusted Net Income	(d) Charitable Purposes
Foreign Tax	50.	50.	0.	0.
US Taxes	45.	45.	0.	0.
To Form 990-PF, Pg 1, ln 18	95.	95.	0.	0.

Form 990-PF Other Expenses Statement 4

Description	(a) Expenses Per Books	(b) Net Investment Income	(c) Adjusted Net Income	(d) Charitable Purposes
Bank of America Agency Fees	1,614.	1,614.	0.	0.
Bank of America Tax Service Fee	300.	0.	0.	300.
PricewaterhouseCoopers Tax Service Fee	4,610.	0.	0.	4,610.
To Form 990-PF, Pg 1, ln 23	6,524.	1,614.	0.	4,910.

Form 990-PF		Corporate Stock	Statement	5
Description		Book Value	Fair Market Value	
Corporate Stock		105,969.	124,146.	
Total to Form 990-PF, Part II, line 10b		105,969.	124,146.	

Form 990-PF		Corporate Bonds	Statement	6
Description		Book Value	Fair Market Value	
Corporate Bonds		37,695.	36,325.	
Total to Form 990-PF, Part II, line 10c		37,695.	36,325.	

Form 990-PF		Other Investments	Statement	7
Description	Valuation Method	Book Value	Fair Market Value	
Other Assets	COST	1,409.	1,631.	
Total to Form 990-PF, Part II, line 13		1,409.	1,631.	

Form 990-PF	Part VIII - List of Officers, Directors Trustees and Foundation Managers	Statement	8
-------------	---	-----------	---

Name and Address	Title and Avrg Hrs/Wk	Compen- sation	Employee Ben Plan	Expense Contrib	Account
Charles J. Cooley 2548 Roswell Avenue Charlotte, NC 28209	Secretary/Treasurer 0.00	0.	0.	0.	0.
Bernadette K. Cooley 2548 Roswell Avenue	President 0.00	0.	0.	0.	0.
Charles Jennings Cooley, II 4124 Morrowick Road Charlotte, NC 28226	Vice President 0.00	0.	0.	0.	0.
Christopher Young Cooley 2812 Forest Drive Charlotte, NC 28211	Vice President 0.00	0.	0.	0.	0.
Kathryn Cooley Heiser 436 Longridge Drive Pittsburg, PA 15243	Vice President 0.00	0.	0.	0.	0.
Nancy D. Dry Bank of America, 100 N. Tryon Street Charlotte, NC 28202	Assistant Secretary 0.00	0.	0.	0.	0.
Totals included on 990-PF, Page 6, Part VIII		0.	0.	0.	0.

Form 990-PF Part VIII - List of Officers, Directors Trustees and Foundation Managers Statement 8

Name and Address	Title and Avrg Hrs/Wk	Compen- sation	Employee Ben Plan Contrib	Expense Account
Charles J. Cooley 2548 Roswell Avenue Charlotte, NC 28209	Secretary/Treasurer 0.00	0.	0.	0.
Bernadette K. Cooley 2548 Roswell Avenue Charlotte, NC 28209	President 0.00	0.	0.	0.
Charles Jennings Cooley, II 4124 Morrowick Road Charlotte, NC 28226	Vice President 0.00	0.	0.	0.
Christopher Young Cooley 2812 Forest Drive Charlotte, NC 28211	Vice President 0.00	0.	0.	0.
Kathryn Cooley Heiser 436 Longridge Drive Pittsburg, PA 15243	Vice President 0.00	0.	0.	0.
Nancy D. Dry Bank of America, 100 N. Tryon Street Charlotte, NC 28202	Assistant Secretary 0.00	0.	0.	0.
Totals included on 990-PF, Page 6, Part VIII		0.	0.	0.

Form 990-PF

Grants and Contributions
Paid During the Year

Statement 9

Recipient Name and Address	Recipient Relationship and Purpose of Grant	Recipient Status	Amount
Latin American Woman's Association PO Box 471857 Charlotte, NC 28247	Charitable	Public	500.
Council for Children's Rights 601 East 5th Street, Suite 510 Charlotte, NC 28202	Charitable	Public	10,000.
Foundation for the Carolinas 217 South Tryon Street Charlotte, NC 28202	Charitable	Public	10,000.
Women's Law Organization 55 Washington Street, Suite 614 Brooklyn, NY 11201	Charitable	Public	2,000.
First Presbyterian Church Outreach Organization 120 West Harget Street Raleigh, NC 27601	Charitable	Public	1,000.
Juvenile Diabetes Research Foundation 9140 Arrowpoint Blvd Charlotte, NC 27601	Charitable	Public	5,000.
Crisis Assistance Ministry 500-A Spratt Street Charlotte, NC 28206	Charitable	Public	4,000.
Thompson Child & Family Focus 6800 Saint Peter's Lane Matthews, NC 28105	Charitable	Public	20,000.

Cooley Family Foundation

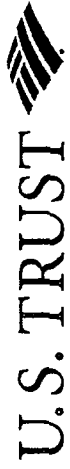
56-2026137

Arts & Science Council
227 W. Trade Street Charlotte, Charitable
NC 28202

5,000.

Total to Form 990-PF, Part XV, line 3a

57,500.



Bank of America Private Wealth Management

IM CHARLES J COOLEY FAMILY FDN

Proceeds From Broker Transactions

This section reports your proceeds from sales during the year. We report all transactions on a trade-date basis, which is the date shown in the sale date column. The net proceeds are less commissions, transfer charges, and premiums.

We have adjusted tax costs for amortization of premium paid for the acquisition of municipal bonds through date of sale and for non-taxable dividends. Wash sales are reported with tax cost equal to proceeds. Disallowed losses from wash sales have been added to the tax cost of the repurchased securities. An asterisk symbol (*) next to the tax cost indicates that the tax cost has been adjusted for the current year's return of capital. However, we have not made adjustments to the cost basis of all partnerships.

Short term transactions

This category includes all assets held 12 months or less

Description	Cusip	Number of shares exchanged	Acquisition Date	Sale date	Gross proceeds less commissions	Tax cost	Net gain or loss
CHEVRONTEXACO CORP	166764100	10	04/29/08	01/06/09	\$771 35	\$946 54	\$-175 19
CITIGROUP INC	172967101	35	05/02/08	01/14/09	\$158 57	\$934 97	\$-776 40
CITIGROUP INC	172967101	10	09/15/08	01/14/09	\$45 30	\$218 23	\$-172 93
CITIGROUP INC	172967101	13	02/01/08	01/14/09	\$58 90	\$374 71	\$-315 81
TRANSOCEAN LTD	H8817H100	6	10/13/08	01/15/09	\$284 52	\$478 07	\$-193 55
NIKE INC CLASS B	654106103	5	07/10/08	01/15/09	\$230 65	\$279 00	\$-48 35
NIKE INC CLASS B	654106103	1	12/03/08	01/15/09	\$46 13	\$51 09	\$-4 96
NIKE INC CLASS B	654106103	8	12/10/08	01/15/09	\$369 03	\$404 18	\$-35 15
NORFOLK SOUTHERN CORP	655844108	3	05/29/08	01/15/09	\$113 40	\$200 93	\$-87 53
NORFOLK SOUTHERN CORP	655844108	2	10/01/08	01/15/09	\$75 60	\$132 55	\$-56 95
NORFOLK SOUTHERN CORP	655844108	3	05/07/08	01/15/09	\$113 40	\$184 05	\$-70 65
NORFOLK SOUTHERN CORP	655844108	4	02/27/08	01/15/09	\$151 20	\$221 02	\$-69 82
NORFOLK SOUTHERN CORP	655844108	11	02/04/08	01/15/09	\$415 80	\$606 13	\$-190 33
NORFOLK SOUTHERN CORP	655844108	2	02/28/08	01/15/09	\$75 60	\$109 19	\$-33 59
NORFOLK SOUTHERN CORP	655844108	6	02/11/08	01/15/09	\$226 80	\$324 46	\$-97 66
NORFOLK SOUTHERN CORP	655844108	12	01/09/09	01/15/09	\$453 59	\$562 34	\$-108 75
ORACLE CORPORATION	68389X105	10	10/31/08	01/15/09	\$160 70	\$182 19	\$-21 49
ORACLE CORPORATION	68389X105	24	10/29/08	01/15/09	\$385 68	\$432 28	\$-46 60



Bank of America Private Wealth Management

2009 Tax Information Letter

Account Number 030000362392

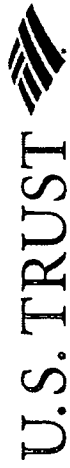
Page 7

IM CHARLES J COOLEY FAMILY FDN

Short term transactions

This category includes all assets held 12 months or less.

Description	Cusip	Number of shares exchanged	Acquisition Date	Sale date	Gross proceeds less commissions	Tax cost	Net gain or loss
PETROLEO BRASILEIRO SA PETROBRAS	71654V408	13	10/14/08	01/15/09	\$293 15	\$419 18	\$-126 03
QUALCOMM INC	747525103	1	07/15/08	01/15/09	\$34 08	\$65 10	\$-31 02
QUALCOMM INC	747525103	3	07/14/08	01/15/09	\$102 24	\$193 09	\$-90 85
QUALCOMM INC	747525103	3	08/05/08	01/15/09	\$102 24	\$162 05	\$-59 81
QUALCOMM INC	747525103	7	07/24/08	01/15/09	\$238 56	\$372 78	\$-134 22
QUALCOMM INC	747525103	14	03/25/08	01/15/09	\$477 11	\$571 18	\$-94 07
SCHERING PLOUGH CORP	806605101	13	12/03/08	01/15/09	\$233 09	\$210 48	\$22 61
SCHERING PLOUGH CORP	806605101	28	12/10/08	01/15/09	\$502 03	\$446 43	\$55 60
SCHERING PLOUGH CORP	806605101	10	11/26/08	01/15/09	\$179 30	\$158 07	\$21 23
SCHERING PLOUGH CORP	806605101	15	11/25/08	01/15/09	\$268 95	\$233 89	\$35 06
STARWOOD HOTELS & RESORTS	85590A401	19	10/22/08	01/15/09	\$306 47	\$377 24	\$-70 77
TARGET CORP	87612E106	3	08/22/08	01/15/09	\$102 83	\$156 70	\$-53 87
TARGET CORP	87612E106	3	08/21/08	01/15/09	\$102 83	\$152 61	\$-49 78
TARGET CORP	87612E106	16	10/14/08	01/15/09	\$548 45	\$647 92	\$-99 47
TARGET CORP	87612E106	8	10/13/08	01/15/09	\$274 23	\$321 81	\$-47 58
TARGET CORP	87612E106	4	10/14/08	01/15/09	\$137 11	\$159 88	\$-22 77
TARGET CORP	87612E106	7	10/17/08	01/15/09	\$239 95	\$274 06	\$-34 11
US BANCORP DEL NEW	902973304	9	08/22/08	01/15/09	\$174 87	\$279 69	\$-104 82
US BANCORP DEL NEW	902973304	2	07/30/08	01/15/09	\$38 86	\$61 83	\$-22 97
US BANCORP DEL NEW	902973304	7	07/31/08	01/15/09	\$136 01	\$215 60	\$-79 59
US BANCORP DEL NEW	902973304	10	07/30/08	01/15/09	\$194 30	\$305 21	\$-110 91
US BANCORP DEL NEW	902973304	6	07/23/08	01/15/09	\$116 58	\$182 04	\$-65 46
US BANCORP DEL NEW	902973304	5	08/21/08	01/15/09	\$97 15	\$150 63	\$-53 48
US BANCORP DEL NEW	902973304	13	08/20/08	01/15/09	\$252 59	\$380 17	\$-127 58
US BANCORP DEL NEW	902973304	7	07/22/08	01/15/09	\$136 01	\$188 72	\$-52 71
US BANCORP DEL NEW	902973304	10	07/18/08	01/15/09	\$194 30	\$194 30	\$0 00



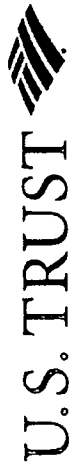
Bank of America Private Wealth Management

IM CHARLES J COOLEY FAMILY FDN

Short term transactions

This category includes all assets held 12 months or less.

Description	Cusip	Number of shares exchanged	Acquisition Date	Sale date	Gross proceeds less commissions	Tax cost	Net gain or loss
US BANCORP DEL NEW	902973304	14	07/21/08	01/15/09	\$272.01	\$272.01	\$0.00
US BANCORP DEL NEW	902973304	2	07/22/08	01/15/09	\$38.86	\$38.86	\$0.00
UNION PACIFIC CORP	907818108	8	10/13/08	01/15/09	\$316.62	\$492.75	\$-176.13
UNION PACIFIC CORP	907818108	5	02/21/08	01/15/09	\$197.89	\$320.10	\$-122.21
UNION PACIFIC CORP	907818108	6	10/14/08	01/15/09	\$237.46	\$373.75	\$-136.29
VISA INC CL A	92826C839	5	05/23/08	01/15/09	\$238.71	\$425.44	\$-186.73
VISA INC CL A	92826C839	5	04/30/08	01/15/09	\$238.71	\$418.30	\$-179.59
VISA INC CL A	92826C839	3	06/27/08	01/15/09	\$143.22	\$241.47	\$-98.25
VISA INC CL A	92826C839	5	06/26/08	01/15/09	\$238.71	\$394.06	\$-155.35
VISA INC CL A	92826C839	4	07/30/08	01/15/09	\$190.97	\$307.39	\$-116.42
VISA INC CL A	92826C839	17	09/19/08	01/15/09	\$811.61	\$1,195.85	\$-384.24
VISA INC CL A	92826C839	6	10/13/08	01/15/09	\$286.45	\$349.58	\$-63.13
VISA INC CL A	92826C839	7	01/09/09	01/15/09	\$334.19	\$390.15	\$-55.96
VISA INC CL A	92826C839	1	10/08/08	01/15/09	\$47.74	\$50.48	\$-2.74
WAL MART STORES INC	931142103	7	10/13/08	01/15/09	\$355.11	\$380.28	\$-25.17
WAL MART STORES INC	931142103	28	10/08/08	01/15/09	\$1,420.43	\$1,564.79	\$-144.36
WAL MART STORES INC	931142103	5	10/08/08	01/15/09	\$253.65	\$253.65	\$0.00
WELLS FARGO & CO (NEW)	949746101	21	01/30/08	01/15/09	\$421.26	\$693.50	\$-272.24
WELLS FARGO & CO (NEW)	949746101	3	02/04/08	01/15/09	\$60.18	\$95.75	\$-35.57
WELLS FARGO & CO (NEW)	949746101	20	02/04/08	01/15/09	\$401.20	\$635.22	\$-234.02
WELLS FARGO & CO (NEW)	949746101	3	07/21/08	01/15/09	\$60.18	\$82.73	\$-22.55
WELLS FARGO & CO (NEW)	949746101	13	11/07/08	01/15/09	\$260.77	\$355.55	\$-94.78
WELLS FARGO & CO (NEW)	949746101	4	12/03/08	01/15/09	\$80.24	\$105.97	\$-25.73
WELLS FARGO & CO NEW	949746879	1	12/22/08	01/15/09	\$19.47	\$20.80	\$-1.33
WELLS FARGO & CO NEW	949746879	7	12/30/08	01/15/09	\$136.29	\$153.06	\$-16.77
ZIONS BANCORPORATION	989701107	1	10/03/08	01/15/09	\$18.25	\$44.54	\$-26.29



Bank of America Private Wealth Management

IM CHARLES J COOLEY FAMILY FDN

2009 Tax Information Letter

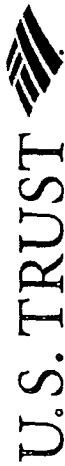
Account Number 030000362392

Page 9

Short term transactions

This category includes all assets held 12 months or less.

Description	Cusip	Number of shares exchanged	Acquisition Date	Sale date	Gross proceeds less commissions	Tax cost	Net gain or loss
ZIONS BANCORPORATION	989701107	1	09/04/08	01/15/09	\$18 50	\$41 33	\$-22 83
ZIONS BANCORPORATION	989701107	5	10/06/08	01/15/09	\$92 49	\$204 17	\$-111 68
ZIONS BANCORPORATION	989701107	3	10/15/08	01/15/09	\$55 49	\$122 07	\$-66 58
ABB LTD SPONSORED ADR	000375204	13	12/17/08	01/15/09	\$157 95	\$198 37	\$-40 42
ABB LTD SPONSORED ADR	000375204	3	12/29/08	01/15/09	\$36 45	\$43 91	\$-7 46
ABB LTD SPONSORED ADR	000375204	8	12/22/08	01/15/09	\$97 20	\$107 54	\$-10 34
AMAZON COM INC	023135106	5	01/09/09	01/15/09	\$247 85	\$278 97	\$-31 12
APPLE COMPUTER INC	037833100	1	06/17/08	01/15/09	\$81 94	\$179 90	\$-97 96
APPLE COMPUTER INC	037833100	3	04/29/08	01/15/09	\$245 82	\$521 60	\$-275 78
APPLE COMPUTER INC	037833100	8	04/24/08	01/15/09	\$655 52	\$1,356 06	\$-700 54
APPLE COMPUTER INC	037833100	7	04/25/08	01/15/09	\$573 57	\$1,183 60	\$-610 03
APPLE COMPUTER INC	037833100	4	07/24/08	01/15/09	\$327 76	\$642 65	\$-314 89
CVS CORPORATION DEL	126650100	3	01/22/08	01/15/09	\$77 40	\$112 16	\$-34 76
CVS CORPORATION DEL	126650100	4	01/23/08	01/15/09	\$103 20	\$148 67	\$-45 47
CVS CORPORATION DEL	126650100	7	10/14/08	01/15/09	\$180 60	\$218 89	\$-38 29
CVS CORPORATION DEL	126650100	17	10/13/08	01/15/09	\$438 60	\$522 78	\$-84 18
CVS CORPORATION DEL	126650100	6	10/10/08	01/15/09	\$154 80	\$169 48	\$-14 68
COSTCO WHSL CORP NEW	22160K105	4	08/08/08	01/15/09	\$192 74	\$267 18	\$-74 44
COSTCO WHSL CORP NEW	22160K105	5	03/25/08	01/15/09	\$240 92	\$332 85	\$-91 93
COSTCO WHSL CORP NEW	22160K105	2	03/26/08	01/15/09	\$96 37	\$133 14	\$-36 77
COSTCO WHSL CORP NEW	22160K105	10	07/23/08	01/15/09	\$481 84	\$632 76	\$-150 92
COSTCO WHSL CORP NEW	22160K105	5	07/30/08	01/15/09	\$240 92	\$315 43	\$-74 51
COSTCO WHSL CORP NEW	22160K105	2	07/30/08	01/15/09	\$96 37	\$125 75	\$-29 38
DEERE & CO	244199105	4	12/09/08	01/15/09	\$152 58	\$150 75	\$1 83
DEERE & CO	244199105	5	12/10/08	01/15/09	\$190 73	\$184 74	\$5 99
DEVON ENERGY CORPORATION NEW	25179M103	3	10/22/08	01/15/09	\$172 35	\$208 33	\$-35 98



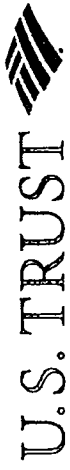
IM CHARLES J COOLEY FAMILY FDN

Bank of America Private Wealth Management

Short term transactions

This category includes all assets held 12 months or less

Description	Cusip	Number of shares exchanged	Acquisition Date	Sale date	Gross proceeds less commissions	Tax cost	Net gain or loss
DISNEY WALT CO	254687106	2	12/02/08	01/15/09	\$41 14	\$50 41	\$-9 27
DISNEY WALT CO	254687106	6	12/09/08	01/15/09	\$123 42	\$147 80	\$-24 38
DISNEY WALT CO	254687106	7	12/10/08	01/15/09	\$143 99	\$167 13	\$-23 14
GILEAD SCIENCES INC	375558103	2	12/23/08	01/15/09	\$95 54	\$100 65	\$-5 11
GILEAD SCIENCES INC	375558103	1	12/24/08	01/15/09	\$47 77	\$50 18	\$-2 41
GILEAD SCIENCES INC	375558103	8	11/25/08	01/15/09	\$382 16	\$354 52	\$27 64
GOLDMAN SACHS GROUP INC	38141G104	1	11/25/08	01/15/09	\$71 48	\$68 86	\$2 62
GOOGLE INC CL A	38259P508	3	10/29/08	01/15/09	\$883 91	\$1,097 08	\$-213 17
HESS CORP	42809H107	11	05/20/08	01/15/09	\$549 92	\$1,450 73	\$-900 81
HESS CORP	42809H107	1	03/19/08	01/15/09	\$49 99	\$49 99	\$0 00
HESS CORP	42809H107	5	03/20/08	01/15/09	\$249 96	\$249 96	\$0 00
JOHNSON AND JOHNSON	478160104	28	10/08/08	01/15/09	\$1,597 95	\$1,767 23	\$-169 28
LOCKHEED MARTIN CORP	539830109	3	09/19/08	01/15/09	\$233 45	\$337 31	\$-103 86
LOWES COMPANIES INC	548661107	10	05/10/08	01/15/09	\$201 56	\$277 20	\$-75 64
LOWES COMPANIES INC	548661107	11	09/19/08	01/15/09	\$221 72	\$282 77	\$-61 05
LOWES COMPANIES INC	548661107	34	10/14/08	01/15/09	\$685 32	\$662 46	\$22 86
MCDONALDS CORP	580135101	6	01/24/08	01/15/09	\$340 66	\$322 99	\$17 67
MCDONALDS CORP	580135101	3	10/10/08	01/15/09	\$170 33	\$160 90	\$9 43
NIKE INC CLASS B	654106103	2	07/02/08	01/15/09	\$92 26	\$118 00	\$-25 74
NIKE INC CLASS B	654106103	4	07/16/08	01/15/09	\$184 52	\$231 26	\$-46 74
NIKE INC CLASS B	654106103	4	07/01/08	01/15/09	\$184 52	\$230 55	\$-46 03
NIKE INC CLASS B	654106103	1	07/11/08	01/15/09	\$46 13	\$56 40	\$-10 27
NIKE INC CLASS B	654106103	4	07/14/08	01/15/09	\$184 52	\$224 67	\$-40 15
NIKE INC CLASS B	654106103	5	12/08/08	01/15/09	\$230 65	\$280 33	\$-49 68
ZIONS BANCORPORATION	989701107	3	10/15/08	01/16/09	\$50 22	\$122 07	\$-71 85
ZIONS BANCORPORATION	989701107	4	10/14/08	01/16/09	\$66 96	\$152 03	\$-85 07



Bank of America Private Wealth Management

IM CHARLES J COOLEY FAMILY FDN

2009 Tax Information Letter

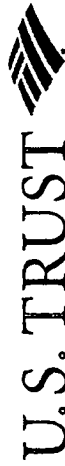
Account Number 030000362392.

Page 11

Short term transactions

This category includes all assets held 12 months or less.

Description	Cusip	Number of shares exchanged	Acquisition Date	Sale date	Gross proceeds less commissions	Tax cost	Net gain or loss
SUNTRUST BANKS INC	867914103	6	07/24/08	01/20/09	\$97 97	\$247 71	\$-149 74
SUNTRUST BANKS INC	867914103	5	07/24/08	01/20/09	\$81 65	\$205 10	\$-123 45
SUNTRUST BANKS INC	867914103	5	07/24/08	01/20/09	\$88 48	\$205 10	\$-116 62
SUNTRUST BANKS INC	867914103	4	07/23/08	01/20/09	\$65 31	\$171 63	\$-106 32
SUNTRUST BANKS INC	867914103	1	07/30/08	01/21/09	\$15 20	\$40 40	\$-25 20
SUNTRUST BANKS INC	867914103	4	07/30/08	01/21/09	\$60 82	\$162 59	\$-101 77
SUNTRUST BANKS INC	867914103	6	07/24/08	01/21/09	\$91 22	\$246 13	\$-154 91
AMGEN INC	031162100	3	06/27/08	02/06/09	\$173 27	\$141 05	\$32 22
AMGEN INC	031162100	2	07/09/08	02/06/09	\$115 52	\$102 55	\$12 97
AMGEN INC	031162100	9	06/27/08	03/06/09	\$417 40	\$423 13	\$-5 73
AMGEN INC	031162100	1	06/27/08	03/06/09	\$46 60	\$47 02	\$-0 42
ABBOTT LABS	002824100	1	09/11/08	03/11/09	\$44 87	\$59 20	\$-14 33
GENERAL MILLS INC	370334104	3	11/21/08	03/11/09	\$148 63	\$190 38	\$-41 75
MARSH & MCLENNAN INC	571748102	7	09/22/08	03/11/09	\$125 04	\$229 93	\$-104 89
AON CORP	037389103	8	11/11/08	03/11/09	\$300 05	\$320 83	\$-20 78
WAL MART STORES INC	931142103	2	03/24/08	03/11/09	\$94 83	\$106 81	\$-11 98
WAL MART STORES INC	931142103	5	10/01/08	03/11/09	\$237 08	\$282 55	\$-45 47
ABBOTT LABS	002824100	2	09/11/08	03/11/09	\$89 73	\$117 85	\$-28 12
SMUCKER J M CO NEW	832696405	4	01/06/09	03/11/09	\$137 93	\$175 11	\$-37 18
L-3 COMMUNICATIONS HLDGS INC	502424104	1	07/30/08	03/12/09	\$59 05	\$59 05	\$0 00
FREPORT-MCMORAN COPPER & GOLD CL B	35671D857	1	08/21/08	03/17/09	\$35 66	\$93 48	\$-57 82
FREPORT-MCMORAN COPPER & GOLD CL B	35671D857	1	08/20/08	03/17/09	\$35 66	\$88 46	\$-52 80
GENERAL MILLS INC	370334104	1	11/21/08	03/17/09	\$53 06	\$63 46	\$-10 40
HALLIBURTON CO	406216101	4	06/30/08	03/17/09	\$65 61	\$213 28	\$-147 67
HALLIBURTON CO	406216101	3	07/16/08	03/17/09	\$49 21	\$138 85	\$-89 64
HESS CORP	42809H107	3	06/09/08	03/17/09	\$178 24	\$382 24	\$-204 00



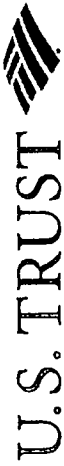
IM CHARLES J COOLEY FAMILY FDN

Bank of America Private Wealth Management

Short term transactions

This category includes all assets held 12 months or less.

Description	Cusip	Number of shares exchanged	Acquisition Date	Sale date	Gross proceeds less commissions	Tax cost	Net gain or loss
JOHNSON AND JOHNSON	478160104	3	07/09/08	03/17/09	\$149 02	\$199 02	\$-50 00
KOHL'S CORP	500255104	3	06/18/08	03/17/09	\$116 86	\$132 62	\$-15 76
L-3 COMMUNICATIONS HLDGS INC	502424104	3	07/30/08	03/17/09	\$184 00	\$293 29	\$-109 29
LIFE TECHNOLOGIES CORP	53217V109	2	02/26/09	03/17/09	\$58 87	\$58 71	\$0 16
MARATHON OIL CORP	565849106	2	10/13/08	03/17/09	\$48 52	\$55 57	\$-7 05
MARSH & MCLENNAN INC	571748102	8	09/22/08	03/17/09	\$152 02	\$262 78	\$-110 76
MARSH & MCLENNAN INC	571748102	1	09/18/08	03/17/09	\$19 00	\$32 75	\$-13 75
MEDCO HEALTH SOLUTIONS INC	58405U102	3	04/30/08	03/17/09	\$121 51	\$149 05	\$-27 54
MONSANTO CO NEW	61166W101	1	11/03/08	03/17/09	\$81 34	\$91 05	\$-9 71
MORGAN STANLEY	617446448	3	03/11/09	03/17/09	\$66 85	\$66 85	\$0 00
OCCIDENTAL PETROLEUM CORP	674599105	4	01/06/09	03/17/09	\$213 17	\$246 52	\$-33 35
POTASH CORP SASK INC	73755L107	1	12/16/08	03/17/09	\$75 04	\$74 13	\$0 91
PROCTER & GAMBLE CO	742718109	3	04/04/08	03/17/09	\$142 75	\$207 96	\$-65 21
PROCTER & GAMBLE CO	742718109	1	04/30/08	03/17/09	\$47 58	\$67 75	\$-20 17
SCHERING PLOUGH CORP	806605101	12	01/06/09	03/17/09	\$274 83	\$219 07	\$55 76
SMUCKER J M CO NEW	832696405	2	01/06/09	03/17/09	\$73 04	\$87 56	\$-14 52
SOUTHERN CO	842587107	3	01/26/09	03/17/09	\$84 34	\$105 77	\$-21 43
STATE STR CORP	857477103	3	10/14/08	03/17/09	\$71 14	\$169 04	\$-97 90
WAL MART STORES INC	931142103	2	03/24/08	03/17/09	\$98 22	\$106 82	\$-8 60
AXIS CAPITAL HOLDINGS LTD SHS	G0692U109	1	02/10/09	03/17/09	\$21 41	\$21 41	\$0 00
COOPER INDUSTRIES LTD	G24182100	3	03/13/09	03/17/09	\$69 52	\$69 52 *	\$0 00
ABBOTT LABS	002824100	2	09/11/08	03/17/09	\$95 60	\$117 85	\$-22 25
FREEMPORT-MCMORAN COPPER & GOLD INC	35671D782	2	12/08/08	03/17/09	\$123 86	\$79 25	\$44 61
FPL GROUP INC	302571104	6	01/26/09	03/17/09	\$279 31	\$294 68	\$-15 37
EXELON CORP	30161N101	3	01/26/09	03/17/09	\$129 16	\$170 57	\$-41 41
EL PASO CORP	28336L109	4	09/19/08	03/17/09	\$25 45	\$57 56	\$-32 11



Bank of America Private Wealth Management

IM CHARLES J COOLEY FAMILY FDN

Short term transactions

This category includes all assets held 12 months or less.

Description	Cusip	Number of shares exchanged	Acquisition Date	Sale date	Gross proceeds less commissions	Tax cost	Net gain or loss
EOG RES INC	26875P101	1	01/06/09	03/17/09	\$61 49	\$61 49	\$0 00
EOG RES INC	26875P101	2	01/06/09	03/17/09	\$122 99	\$142 19	\$-19 20
DIAGEO PLC SPONSORED ADR NEW	25243Q205	3	07/09/08	03/17/09	\$132 43	\$214 81	\$-82 38
CHEVRONTEXACO CORP	166764100	1	08/15/08	03/17/09	\$62 67	\$84 15	\$-21 48
CARNIVAL CORP PAIRED CTF 1 COM	143658300	1	08/15/08	03/17/09	\$20 72	\$20 72	\$0 00
CARNIVAL CORP PAIRED CTF 1 COM	143658300	2	05/30/08	03/17/09	\$41 45	\$41 45	\$0 00
AVON PRODUCTS INC	054303102	5	07/30/08	03/17/09	\$88 76	\$88 76	\$0 00
BED BATH & BEYOND INC	075896100	2	03/11/09	03/17/09	\$45 10	\$44 32	\$0 78
AMGEN INC	031162100	3	06/27/08	03/17/09	\$152 35	\$141 04	\$11 31
HALLIBURTON CO	406216101	2	07/18/08	03/20/09	\$33 93	\$78 53	\$-44 60
HALLIBURTON CO	406216101	2	07/16/08	03/20/09	\$33 93	\$92 57	\$-58 64
FREEMONT-MCMORAN COPPER & GOLD CL B	35671D857	1	08/20/08	04/08/09	\$40 63	\$87 99	\$-47 36
FREEMONT-MCMORAN COPPER & GOLD CL B	35671D857	3	09/19/08	04/08/09	\$121 89	\$213 68	\$-91 79
FREEMONT-MCMORAN COPPER & GOLD CL B	35671D857	1	08/20/08	04/08/09	\$40 63	\$88 45	\$-47 82
GENERAL MILLS INC	370334104	3	01/06/09	04/09/09	\$152 05	\$178 60	\$-26 55
STATE STR CORP	857477103	5	10/14/08	04/09/09	\$168 92	\$281 73	\$-112 81
GENERAL MILLS INC	370334104	2	01/06/09	04/09/09	\$101 37	\$118 97	\$-17 60
GENERAL MILLS INC	370334104	1	11/21/08	04/09/09	\$50 68	\$63 46	\$-12 78
BED BATH & BEYOND INC	075896100	1	03/11/09	04/09/09	\$31 42	\$22 16	\$9 26
BED BATH & BEYOND INC	075896100	1	03/11/09	04/09/09	\$30 93	\$22 16	\$8 77
BED BATH & BEYOND INC	075896100	2	03/11/09	04/09/09	\$62 58	\$44 32	\$18 26
BED BATH & BEYOND INC	075896100	5	03/11/09	04/13/09	\$157 67	\$110 78	\$46 89
BMC SOFTWARE INC	055921100	4	09/19/08	04/16/09	\$132 21	\$133 85	\$-1 64
STATE STR CORP	857477103	11	10/14/08	04/16/09	\$369 21	\$619 81	\$-250 60
ABBOTT LABS	002824100	3	09/11/08	04/17/09	\$129 99	\$176 78	\$-46 79
ABN AMRO FDS MONTAG & CALDWELL	00078H281	28 92	01/23/09	04/20/09	\$500 00	\$480 91	\$19 09



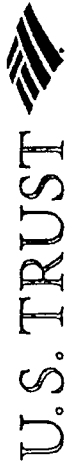
IM CHARLES J COOLEY FAMILY FDN

Bank of America Private Wealth Management

Short term transactions

This category includes all assets held 12 months or less.

Description	Cusip	Number of shares exchanged	Acquisition Date	Sale date	Gross proceeds less commissions	Tax cost	Net gain or loss
EL PASO CORP	28336L109	2	09/19/08	04/23/09	\$13 78	\$28 78	\$-15 00
EL PASO CORP	28336L109	11	10/01/08	04/23/09	\$75 78	\$135 84	\$-60 06
AVON PRODUCTS INC	054303102	4	07/24/08	04/23/09	\$87 33	\$155 50	\$-68 17
FREPORT-MCMORAN COPPER & GOLD CL B	35671D857	3	09/19/08	04/24/09	\$121 99	\$213 67	\$-91 68
EL PASO CORP	28336L109	14	10/01/08	04/24/09	\$96 70	\$172 89	\$-76 19
SOUTHERN CO	842587107	7	01/26/09	05/08/09	\$206 16	\$246 81	\$-40 65
AT&T INC	00206R102	2	11/13/08	05/08/09	\$50 49	\$56 31	\$-5 82
AT&T INC	00206R102	1	11/13/08	05/08/09	\$25 33	\$28 16	\$-2 83
SMUCKER J M CO NEW	832696405	2	01/06/09	05/08/09	\$81 32	\$87 33	\$-6 01
FREPORT-MCMORAN COPPER & GOLD CL B	35671D857	4	09/19/08	05/14/09	\$186 50	\$284 90	\$-98 40
KOHL'S CORP	500255104	4	06/18/08	05/14/09	\$168 15	\$176 83	\$-8 68
COOPER INDUSTRIES LTD	G24182100	2	03/13/09	05/14/09	\$66 62	\$47 66 *	\$18 96
KOHL'S CORP	500255104	1	06/18/08	05/15/09	\$41 33	\$44 21	\$-2 88
KOHL'S CORP	500255104	2	06/18/08	05/18/09	\$84 67	\$88 41	\$-3 74
COOPER INDUSTRIES LTD	G24182100	1	03/13/09	05/18/09	\$33 49	\$23 83 *	\$9 66
COOPER INDUSTRIES LTD	G24182100	1	03/12/09	05/19/09	\$33 85	\$23 12 *	\$10 73
HESS CORP	42809H107	1	06/09/08	05/21/09	\$60 95	\$127 41	\$-66 46
COOPER INDUSTRIES LTD	G24182100	1	03/12/09	05/26/09	\$32 71	\$23 12 *	\$9 59
FREPORT-MCMORAN COPPER & GOLD CL B	35671D857	2	10/09/08	06/03/09	\$106 23	\$85 06	\$21 17
FREPORT-MCMORAN COPPER & GOLD CL B	35671D857	2	10/09/08	06/03/09	\$106 56	\$85 05	\$21 51
FREPORT-MCMORAN COPPER & GOLD CL B	35671D857	1	10/09/08	06/03/09	\$53 28	\$42 18	\$11 10
KOHL'S CORP	500255104	3	06/18/08	06/04/09	\$136 49	\$132 62	\$3 87
ABN AMRO FDS MONTAG & CALDWELL	00078H281	511 51	01/23/09	06/04/09	\$10,000 00	\$8,506 39	\$1,493 61
NAVISTAR INTL CORP NEW	63934E108	1	04/16/09	06/26/09	\$47 73	\$36 53	\$11 20
MONSANTO CO NEW	61166W101	2	11/03/08	07/01/09	\$148 68	\$182 09	\$-33 41
MORGAN STANLEY	617446448	4	03/23/09	07/02/09	\$108 72	\$91 61	\$17 11



Bank of America Private Wealth Management

2009 Tax Information Letter

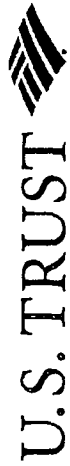
Account Number 030000362392.

IM CHARLES J COOLEY FAMILY FDN

Short term transactions

This category includes all assets held 12 months or less.

Description	Cusip	Number of shares exchanged	Acquisition Date	Sale date	Gross proceeds less commissions	Tax cost	Net gain or loss
MORGAN STANLEY	617446448	4	03/11/09	07/02/09	\$108 72	\$91 83	\$16 89
MORGAN STANLEY	617446448	2	03/20/09	07/06/09	\$53 17	\$42 23	\$10 94
MORGAN STANLEY	617446448	3	03/23/09	07/06/09	\$79 75	\$66 80	\$12 95
MORGAN STANLEY	617446448	3	03/23/09	07/06/09	\$79 76	\$68 71	\$11 05
SCHERING PLOUGH CORP	806605101	8	01/07/09	07/09/09	\$196 82	\$143 83	\$52 99
SCHERING PLOUGH CORP	806605101	7	01/07/09	07/09/09	\$172 43	\$125 86	\$46 57
SCHERING PLOUGH CORP	806605101	6	01/06/09	07/09/09	\$147 61	\$109 54	\$38 07
ABBOTT LABS	002824100	5	11/13/08	07/09/09	\$229 00	\$282 71	\$-53 71
ABBOTT LABS	002824100	1	09/11/08	07/09/09	\$45 80	\$58 92	\$-13 12
SCHERING PLOUGH CORP	806605101	2	01/07/09	07/10/09	\$48 52	\$35 96	\$12 56
SCHERING PLOUGH CORP	806605101	10	01/05/09	07/13/09	\$244 63	\$177 54	\$67 09
FPL GROUP INC	302571104	4	01/26/09	07/13/09	\$216 09	\$196 45	\$19 64
SCHERING PLOUGH CORP	806605101	12	01/07/09	07/13/09	\$293 55	\$215 75	\$77 80
SCHERING PLOUGH CORP	806605101	1	01/07/09	07/13/09	\$24 32	\$17 98	\$6 34
NUCOR CORP	670346105	1	03/19/09	07/15/09	\$43 30	\$38 22	\$5 08
NUCOR CORP	670346105	10	10/03/08	07/15/09	\$433 01	\$370 00	\$63 01
COOPER INDUSTRIES LTD	G24182100	8	03/11/09	07/15/09	\$241 42	\$175 81 *	\$65 61
COOPER INDUSTRIES LTD	G24182100	2	03/07/09	07/15/09	\$60 30	\$45 33 *	\$14 97
COOPER INDUSTRIES LTD	G24182100	1	03/07/09	07/15/09	\$30 15	\$22 88 *	\$7 27
COOPER INDUSTRIES LTD	G24182100	4	03/12/09	07/15/09	\$120 60	\$92 50 *	\$28 10
EXELON CORP	30161N101	1	01/26/09	07/24/09	\$53 13	\$56 86	\$-3 73
EXELON CORP	30161N101	4	01/26/09	07/24/09	\$215 38	\$227 43	\$-12 05
LAM RESH CORP	512807108	2	07/15/09	07/30/09	\$62 66	\$58 59	\$4 07
MARSH & MCLENNAN INC	571748102	3	09/18/08	07/31/09	\$61 10	\$98 25	\$-37 15
MARSH & MCLENNAN INC	571748102	5	09/18/08	08/03/09	\$103 46	\$163 74	\$-60 28
MARSH & MCLENNAN INC	571748102	1	09/18/08	08/03/09	\$20 64	\$32 75	\$-12 11



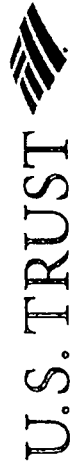
Bank of America Private Wealth Management

IM CHARLES J COOLEY FAMILY FDN

Short term transactions

This category includes all assets held 12 months or less.

Description	Cusip	Number of shares exchanged	Acquisition Date	Sale date	Gross proceeds less commissions	Tax cost	Net gain or loss
NORDSTROM INC	655664100	6	05/07/09	08/12/09	\$176.95	\$139.89	\$37.06
NORDSTROM INC	655664100	1	04/24/09	08/12/09	\$29.49	\$22.62	\$6.87
NORDSTROM INC	655664100	2	05/08/09	08/12/09	\$58.98	\$44.86	\$14.12
NORDSTROM INC	655664100	1	05/07/09	08/12/09	\$29.28	\$23.32	\$5.96
NORDSTROM INC	655664100	5	05/07/09	08/12/09	\$146.49	\$116.57	\$29.92
ZIONS BANCORPORATION	989701107	6	05/08/09	09/16/09	\$116.06	\$106.97	\$9.09
ZIONS BANCORPORATION	989701107	3	04/17/09	09/16/09	\$58.35	\$45.34	\$13.01
ZIONS BANCORPORATION	989701107	4	05/11/09	09/16/09	\$77.37	\$78.27	\$-0.90
ZIONS BANCORPORATION	989701107	1	04/17/09	09/16/09	\$19.34	\$15.30	\$4.04
AT&T INC	00206R102	7	11/13/08	09/18/09	\$185.80	\$197.09	\$-11.29
HESS CORP	42809H107	5	10/01/08	09/25/09	\$266.76	\$404.29	\$-137.53
BMC SOFTWARE INC	055921100	1	10/13/08	10/06/09	\$37.02	\$26.39	\$10.63
BMC SOFTWARE INC	055921100	9	10/13/08	10/06/09	\$333.23	\$238.04	\$95.19
BANK NEW YORK MELLON CORP	064058100	10	05/11/09	10/08/09	\$283.53	\$305.96	\$-22.43
BANK NEW YORK MELLON CORP	064058100	1	05/08/09	10/08/09	\$28.35	\$30.51	\$-2.16
BANK NEW YORK MELLON CORP	064058100	1	05/08/09	10/08/09	\$28.35	\$31.25	\$-2.90
BANK NEW YORK MELLON CORP	064058100	1	05/08/09	10/08/09	\$28.35	\$31.25	\$-2.90
FREEMONT-MCMORAN COPPER & GOLD CL B	35671D857	3	07/01/09	10/08/09	\$219.98	\$155.92	\$64.06
LAM RESH CORP	512807108	6	07/15/09	10/14/09	\$224.38	\$175.78	\$48.60
NORDSTROM INC	655664100	5	05/08/09	10/15/09	\$171.43	\$112.14	\$59.29
NEWFIELD EXPL CO	651290108	1	07/24/09	10/15/09	\$48.07	\$40.21	\$7.86
NEWFIELD EXPL CO	651290108	1	07/27/09	10/15/09	\$48.08	\$40.35	\$7.73
UNITED STS STL CORP NEW	912909108	2	08/17/09	10/16/09	\$88.33	\$86.09	\$2.24
UNITED STS STL CORP NEW	912909108	2	08/13/09	10/16/09	\$88.33	\$93.24	\$-4.91
UNITED STS STL CORP NEW	912909108	1	08/14/09	10/16/09	\$44.16	\$46.10	\$-1.94
UNITED STS STL CORP NEW	912909108	1	08/13/09	10/16/09	\$44.16	\$45.30	\$-1.14



Bank of America Private Wealth Management

2009 Tax Information Letter

Account Number 030000362392.

Page 17

IM CHARLES J COOLEY FAMILY FDN

Short term transactions

This category includes all assets held 12 months or less.

Description	Cusip	Number of shares exchanged	Acquisition Date	Sale date	Gross proceeds less commissions	Tax cost	Net gain or loss
EOG RES INC	26875P101	3	08/03/09	10/22/09	\$271 40	\$231 99	\$39 41
EOG RES INC	26875P101	1	01/12/09	10/22/09	\$90 53	\$75 44	\$15 09
VERIZON COMMUNICATIONS	92343V104	5	11/13/08	10/22/09	\$145 64	\$147 06	\$-1 42
ABN AMRO FDS MONTAG & CALDWELL	00078H281	280 9	01/23/09	11/04/09	\$6,000 00	\$4,671 35	\$1,328 65
SCHERING PLOUGH CORP	806605101	10	01/05/09	11/05/09	\$105 00	\$74 89	\$30 11
SCHERING PLOUGH CORP	806605101	17	01/05/09	11/05/09	\$178 50	\$127 76	\$50 74
EXELON CORP	30161N101	2	01/26/09	11/09/09	\$94 14	\$113 71	\$-19 57
BANK NEW YORK MELLON CORP	064058100	7	05/21/09	11/09/09	\$189 68	\$190 98	\$-1 30
BANK NEW YORK MELLON CORP	064058100	4	05/08/09	11/09/09	\$108 39	\$122 03	\$-13 64
EXELON CORP	30161N101	5	01/26/09	11/09/09	\$235 90	\$284 29	\$-48 39
NORDSTROM INC	655664100	1	04/13/09	11/09/09	\$34 83	\$22 30	\$12 53
NORDSTROM INC	655664100	2	05/08/09	11/09/09	\$69 66	\$44 86	\$24 80
FREEMONT-MCMORAN COPPER & GOLD INC	35671D782	1	12/08/08	11/10/09	\$117 90	\$39 63	\$78 27
ABN AMRO FDS MONTAG & CALDWELL	00078H281	676 59	01/23/09	11/19/09	\$15,000 00	\$11,251 69	\$3,748 31
MERCK & CO INC	58933Y105	0 57	01/05/09	11/19/09	\$19 54	\$10 14	\$9 40
UNITED STS STL CORP NEW	912909108	1	07/24/09	11/20/09	\$40 63	\$40 05	\$0 58
ZIONS BANCORPORATION	989701107	2	04/17/09	11/20/09	\$25 52	\$30 22	\$-4 70
ZIONS BANCORPORATION	989701107	2	04/16/09	11/20/09	\$25 52	\$27 58	\$-2 06
AXIS CAPITAL HOLDINGS LTD SHS	G0692U109	1	03/05/09	11/20/09	\$29 00	\$30 36	\$-1 36
AXIS CAPITAL HOLDINGS LTD SHS	G0692U109	3	04/15/09	11/20/09	\$87 00	\$79 01	\$7 99
NABORS INDUSTRIES LTD SHS	G6359F103	5	10/19/09	11/20/09	\$100 55	\$113 83	\$-13 28
AT&T INC	00206R102	15	10/22/09	11/20/09	\$392 27	\$397 51	\$-5 24
ALPHA NAT RES INC	02076X102	2	08/13/09	11/20/09	\$78 15	\$72 55	\$5 60
AMERICAN ELECTRIC POWER INC	025537101	2	10/22/09	11/20/09	\$62 50	\$62 16	\$0 34
AMERICAN ELECTRIC POWER INC	025537101	2	11/09/09	11/20/09	\$62 51	\$62 51	\$0 00
AMERICAN ELECTRIC POWER INC	025537101	2	11/10/09	11/20/09	\$62 50	\$62 50	\$0 00



Bank of America Private Wealth Management

IM CHARLES J COOLEY FAMILY FDN

Short term transactions

This category includes all assets held 12 months or less.

Description	Cusip	Number of shares exchanged	Acquisition Date	Sale date	Gross proceeds less commissions	Tax cost	Net gain or loss
AMERICAN ELECTRIC POWER INC	025537101	2	11/11/09	11/20/09	\$62 50	\$62 50	\$0 00
AMERICAN EXPRESS CO	025816109	5	11/09/09	11/20/09	\$204 30	\$195 78	\$8 52
AMERICAN EXPRESS CO	025816109	1	10/08/09	11/20/09	\$40 86	\$34 94	\$5 92
APACHE CORP	037411105	1	09/25/09	11/20/09	\$96 08	\$92 49	\$3 59
APACHE CORP	037411105	1	10/19/09	11/20/09	\$96 09	\$96 09	\$0 00
D R HORTON INC	23331A109	5	07/23/09	11/20/09	\$54 95	\$55 88	\$-0 93
DIAGEO PLC SPONSORED ADR NEW	25243Q205	3	09/18/09	11/20/09	\$203 43	\$193 72	\$9 71
EOG RES INC	26875P101	2	01/06/09	11/20/09	\$171 98	\$142 04	\$29 94
EATON CORP	278058102	1	04/09/09	11/20/09	\$63 43	\$44 07	\$19 36
EQUITY RESIDENTIAL PROPERTIES TRUST	29476L107	2	11/09/09	11/20/09	\$63 65	\$59 74	\$3 91
EXXON MOBIL CORP	30231G102	5	06/03/09	11/20/09	\$373 35	\$359 19	\$14 16
FPL GROUP INC	302571104	4	01/26/09	11/20/09	\$203 80	\$196 45	\$7 35
FLUOR CORP (NEW)-WI	343412102	4	11/10/09	11/20/09	\$175 28	\$175 28	\$0 00
FREPORT-MCMORAN COPPER & GOLD INC	35671D782	1	12/08/08	11/20/09	\$118 82	\$39 62	\$79 20
GENERAL ELECTRIC CO	369604103	1	03/19/09	11/20/09	\$15 57	\$10 81	\$4 76
GENERAL ELECTRIC CO	369604103	1	03/19/09	11/20/09	\$15 57	\$10 72	\$4 85
GENERAL ELECTRIC CO	369604103	2	03/19/09	11/20/09	\$31 14	\$21 23	\$9 91
GENERAL ELECTRIC CO	369604103	2	03/19/09	11/20/09	\$31 14	\$21 23	\$9 91
GENERAL ELECTRIC CO	369604103	4	03/19/09	11/20/09	\$62 29	\$41 77	\$20 52
HALLIBURTON CO	406216101	3	09/24/09	11/20/09	\$89 76	\$80 40	\$9 36
HALLIBURTON CO	406216101	2	07/29/09	11/20/09	\$59 84	\$42 86	\$16 98
INTERNATIONAL BUSINESS MACHINES	459200101	1	08/20/09	11/20/09	\$127 38	\$119 02	\$8 36
LAM RESH CORP	512807108	1	07/15/09	11/20/09	\$34 27	\$29 30	\$4 97
LAM RESH CORP	512807108	2	07/15/09	11/20/09	\$68 54	\$57 89	\$10 65
LAM RESH CORP	512807108	3	07/06/09	11/20/09	\$102 82	\$81 76	\$21 06
LAM RESH CORP	512807108	1	07/06/09	11/20/09	\$34 27	\$27 25	\$7 02



Bank of America Private Wealth Management

2009 Tax Information Letter

Account Number 030000362392

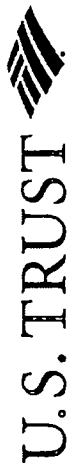
Page 19

IM CHARLES J COOLEY FAMILY FDN

Short term transactions

This category includes all assets held 12 months or less.

Description	Cusip	Number of shares exchanged	Acquisition Date	Sale date	Gross proceeds less commissions	Tax cost	Net gain or loss
LIFE TECHNOLOGIES CORP	53217V109	5	07/15/09	11/20/09	\$247 35	\$200 45	\$46 90
MANPOWER INC	56418H100	1	09/29/09	11/20/09	\$49 22	\$49 22	\$0 00
MERCK & CO INC	58933Y105	4	01/05/09	11/20/09	\$144 56	\$71 01	\$73 55
MORGAN STANLEY	617446448	7	10/08/09	11/20/09	\$227 58	\$224 25	\$3 33
NAVISTAR INTL CORP NEW	63934E108	3	07/01/09	11/20/09	\$102 21	\$127 56	\$-25 35
NEWFIELD EXPL CO	651290108	1	07/24/09	11/20/09	\$41 55	\$40 20	\$1 35
NEWFIELD EXPL CO	651290108	2	04/24/09	11/20/09	\$83 10	\$64 76	\$18 34
NORDSTROM INC	655664100	1	04/13/09	11/20/09	\$34 00	\$22 29	\$11 71
NORDSTROM INC	655664100	1	04/17/09	11/20/09	\$34 00	\$22 15	\$11 85
NORDSTROM INC	655664100	1	04/24/09	11/20/09	\$34 00	\$22 10	\$11 90
NORDSTROM INC	655664100	2	04/17/09	11/20/09	\$68 00	\$44 15	\$23 85
OCCIDENTAL PETROLEUM CORP	674599105	4	09/17/09	11/20/09	\$320 55	\$316 42	\$4 13
OCCIDENTAL PETROLEUM CORP	674599105	1	01/06/09	11/20/09	\$80 14	\$61 63	\$18 51
O REILLY AUTOMOTIVE INC	686091109	2	11/09/09	11/20/09	\$77 69	\$77 69	\$0 00
PG & E CORP	69331C108	1	07/13/09	11/20/09	\$41 74	\$37 91	\$3 83
PG & E CORP	69331C108	2	07/14/09	11/20/09	\$83 48	\$75 82	\$7 66
PG & E CORP	69331C108	4	07/13/09	11/20/09	\$166 97	\$151 41	\$15 56
PG & E CORP	69331C108	2	07/13/09	11/20/09	\$83 48	\$74 58	\$8 90
PENNEY J C CO INC	708160106	5	08/12/09	11/20/09	\$148 86	\$166 71	\$-17 85
PENNEY J C CO INC	708160106	3	08/12/09	11/20/09	\$89 31	\$99 37	\$-10 06
PFIZER INC	717081103	11	07/13/09	11/20/09	\$201 87	\$160 26	\$41 61
PFIZER INC	717081103	2	07/09/09	11/20/09	\$36 70	\$28 75	\$7 95
POTASH CORP SASK INC	73755L107	1	12/16/08	11/20/09	\$111 88	\$74 13	\$37 75
PRUDENTIAL FINL INC	744320102	2	01/28/09	11/20/09	\$95 56	\$66 84	\$28 72
SMUCKER J M CO NEW	832696405	2	09/23/09	11/20/09	\$112 48	\$108 15	\$4 33
SMUCKER J M CO NEW	832696405	1	09/21/09	11/20/09	\$56 24	\$53 52	\$2 72



IM CHARLES J COOLEY FAMILY FDN

Bank of America Private Wealth Management

Short term transactions

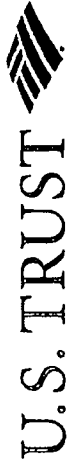
This category includes all assets held 12 months or less.

Description	Cusip	Number of shares exchanged	Acquisition Date	Sale date	Gross proceeds less commissions	Tax cost	Net gain or loss
SMUCKER J M CO NEW	832696405	1	09/22/09	11/20/09	\$56 24	\$53 15	\$3 09
UNITED STS STL CORP NEW	912909108	3	07/27/09	11/20/09	\$121 89	\$123 51	\$-1 62
UNITED STS STL CORP NEW	912909108	3	07/24/09	11/20/09	\$121 90	\$120 53	\$1 37
NEWFIELD EXPL CO	651290108	6	04/23/09	11/30/09	\$250 80	\$178 97	\$71 83
NEWFIELD EXPL CO	651290108	4	04/24/09	11/30/09	\$167 20	\$129 52	\$37 68
L-3 COMMUNICATIONS HLDGS INC	502424104	3	01/05/09	12/04/09	\$240 36	\$228 02	\$12 34
CARNIVAL CORP PAIRED CTF 1 COM	143658300	3	08/03/09	12/21/09	\$96 90	\$86 42	\$10 48
Total short term gain/loss from sales:					\$86,353 16	\$93,035 61	\$-6,682 45

Long term transactions

This category includes all assets held more than 12 months.

Description	Cusip	Number of shares exchanged	Acquisition Date	Sale date	Gross proceeds less commissions	Tax cost	Net gain or loss
LORILLARD INC	544147101	1	08/21/07	01/05/09	\$55 77	\$72 50	\$-16 73
LORILLARD INC	544147101	1	08/21/07	01/05/09	\$55 88	\$72 50	\$-16 62
UNITED TECHNOLOGIES CORP	913017109	3	11/08/04	01/05/09	\$162 48	\$145 50	\$16 98
UNITED TECHNOLOGIES CORP	913017109	2	11/08/04	01/05/09	\$108 43	\$97 00	\$11 43
UNITED TECHNOLOGIES CORP	913017109	2	11/08/04	01/05/09	\$108 61	\$97 00	\$11 61
EXXON MOBIL CORP	30231G102	9	05/10/07	01/06/09	\$721 44	\$719 89	\$1 55
EXXON MOBIL CORP	30231G102	1	05/11/07	01/06/09	\$80 16	\$80 73	\$-0 57
CONOCOPHILLIPS	20825C104	6	11/08/04	01/06/09	\$333 67	\$260 58	\$73 09
CONOCOPHILLIPS	20825C104	4	07/13/05	01/06/09	\$222 44	\$246 03	\$-23 59
CONAGRA INC	205887102	15	05/03/07	01/06/09	\$251 56	\$369 23	\$-117 67
CONAGRA INC	205887102	5	04/18/07	01/06/09	\$83 85	\$125 32	\$-41 47
CONAGRA INC	205887102	15	05/15/07	01/06/09	\$251 57	\$374 11	\$-122 54
UNITED TECHNOLOGIES CORP	913017109	3	11/08/04	01/06/09	\$164 67	\$145 50	\$19 17
MERCK AND CO INC	589331107	8	02/13/07	01/06/09	\$239 30	\$351 84	\$-112 54



Bank of America Private Wealth Management

2009 Tax Information Letter

Account Number 030000362392

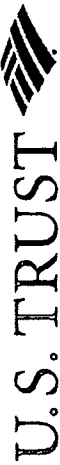
Page 21

IM CHARLES J COOLEY FAMILY FDN

Long term transactions

This category includes all assets held more than 12 months.

Description	Cusip	Number of shares exchanged	Acquisition Date	Sale date	Gross proceeds less commissions	Tax cost	Net gain or loss
MERCK AND CO INC	589331107	5	02/09/07	01/06/09	\$149 57	\$219 94	\$-70 37
MERCK AND CO INC	589331107	10	02/12/07	01/06/09	\$299 13	\$440 24	\$-141 11
MERCK AND CO INC	589331107	3	02/14/07	01/06/09	\$89 74	\$132 24	\$-42 50
LORILLARD INC	544147101	1	08/21/07	01/06/09	\$54 11	\$72 49	\$-18 38
COLUMBIA U S TREAS INDEX FUND	19765N617	636 96	11/20/07	01/07/09	\$7,497 07	\$6,942 91	\$554 16
LORILLARD INC	544147101	2	08/21/07	01/08/09	\$109 40	\$144 99	\$-35 59
GENERAL ELECTRIC CO	369604103	27	06/13/06	01/13/09	\$403 63	\$918 84	\$-515 21
GENERAL ELECTRIC CO	369604103	6	09/21/06	01/13/09	\$89 70	\$208 69	\$-118 99
GENERAL ELECTRIC CO	369604103	11	06/13/06	01/14/09	\$155 00	\$374 34	\$-219 34
GENERAL ELECTRIC CO	369604103	7	06/13/06	01/14/09	\$98 71	\$238 22	\$-139 51
MONSANTO CO NEW	61166W101	14	10/13/06	01/15/09	\$1,058 04	\$639 90	\$418 14
MONSANTO CO NEW	61166W101	7	08/07/06	01/15/09	\$529 02	\$319 71	\$209 31
MONSANTO CO NEW	61166W101	16	03/06/06	01/15/09	\$1,209 18	\$703 73	\$505 45
PETROLEO BRASILEIRO SA PETROBRAS	71654V408	14	09/05/07	01/15/09	\$315 70	\$443 83	\$-128 13
PRAXAIR INC	74005P104	4	07/25/07	01/15/09	\$237 53	\$305 65	\$-68 12
PRAXAIR INC	74005P104	10	05/17/07	01/15/09	\$593 84	\$680 09	\$-86 25
PRAXAIR INC	74005P104	4	11/16/06	01/15/09	\$237 53	\$253 20	\$-15 67
PRAXAIR INC	74005P104	5	11/14/06	01/15/09	\$296 92	\$311 82	\$-14 90
QUALCOMM INC	747525103	10	11/19/07	01/15/09	\$340 80	\$418 88	\$-78 08
QUALCOMM INC	747525103	6	11/20/07	01/15/09	\$204 48	\$250 78	\$-46 30
SCHLUMBERGER LTD	806857108	15	09/12/05	01/15/09	\$587 85	\$624 76	\$-36 91
UNION PACIFIC CORP	907818108	12	01/31/06	01/15/09	\$474 92	\$529 18	\$-54 26
UNION PACIFIC CORP	907818108	8	01/25/06	01/15/09	\$316 62	\$347 26	\$-30 64
UNION PACIFIC CORP	907818108	8	03/08/06	01/15/09	\$316 62	\$337 25	\$-20 63
UNION PACIFIC CORP	907818108	6	01/19/06	01/15/09	\$237 46	\$247 53	\$-10 07
UNION PACIFIC CORP	907818108	10	08/01/05	01/15/09	\$395 77	\$352 37	\$43 40



IM CHARLES J COOLEY FAMILY FDN

Bank of America Private Wealth Management

Long term transactions

This category includes all assets held more than 12 months

Description	Cusip	Number of shares exchanged	Acquisition Date	Sale date	Gross proceeds less commissions	Tax cost	Net gain or loss
UNION PACIFIC CORP	907818108	10	08/08/05	01/15/09	\$395 77	\$349 45	\$46 32
WELLS FARGO & CO (NEW)	949746101	1	05/27/06	01/15/09	\$20 06	\$38 17	\$-18 11
WELLS FARGO & CO (NEW)	949746101	10	06/08/06	01/15/09	\$200 60	\$342 03	\$-141 43
WELLS FARGO & CO (NEW)	949746101	2	07/12/06	01/15/09	\$40 12	\$68 98	\$-28 86
WELLS FARGO & CO (NEW)	949746101	8	07/14/06	01/15/09	\$160 48	\$272 00	\$-111 52
WELLS FARGO & CO (NEW)	949746101	10	06/14/06	01/15/09	\$200 60	\$333 47	\$-132 87
WELLS FARGO & CO (NEW)	949746101	1	03/30/05	01/15/09	\$20 06	\$20 06	\$0 00
WELLS FARGO & CO (NEW)	949746101	13	04/29/06	01/15/09	\$260 78	\$260 78	\$0 00
WELLS FARGO & CO (NEW)	949746101	3	03/30/05	01/15/09	\$60 18	\$60 18	\$0 00
WELLS FARGO & CO (NEW)	949746101	1	05/13/06	01/15/09	\$20 06	\$44 02	\$-23 96
WELLS FARGO & CO (NEW)	949746101	2	05/13/06	01/15/09	\$40 12	\$40 12	\$0 00
YUM BRANDS INC	988498101	7	02/18/05	01/15/09	\$201 29	\$168 78	\$32 51
YUM BRANDS INC	988498101	12	02/17/05	01/15/09	\$345 08	\$287 95	\$57 13
YUM BRANDS INC	988498101	14	12/07/04	01/15/09	\$402 59	\$326 27	\$76 32
YUM BRANDS INC	988498101	16	12/03/04	01/15/09	\$460 10	\$372 46	\$87 64
YUM BRANDS INC	988498101	16	11/08/04	01/15/09	\$460 10	\$364 96	\$95 14
YUM BRANDS INC	988498101	18	12/08/04	01/15/09	\$517 62	\$409 12	\$108 50
TRANSOCEAN LTD	H8817H100	1 11	12/06/07	01/15/09	\$52 49	\$145 39	\$-92 90
TRANSOCEAN LTD	H8817H100	1 4	09/11/07	01/15/09	\$66 34	\$150 84	\$-84 50
TRANSOCEAN LTD	H8817H100	5	01/08/08	01/15/09	\$237 10	\$334 71	\$-297 61
TRANSOCEAN LTD	H8817H100	4 2	07/24/07	01/15/09	\$199 07	\$199 07	\$0 00
TRANSOCEAN LTD	H8817H100	1 4	07/25/07	01/15/09	\$66 34	\$66 34	\$0 00
TRANSOCEAN LTD	H8817H100	2 1	07/27/07	01/15/09	\$99 53	\$99 53	\$0 00
TRANSOCEAN LTD	H8817H100	0 49	09/10/07	01/15/09	\$23 43	\$53 59	\$-30 16
TRANSOCEAN LTD	H8817H100	2 3	09/10/07	01/15/09	\$109 25	\$109 25	\$0 00
CVS CORPORATION DEL	126650100	43	05/24/07	01/15/09	\$1,109 39	\$1,651 62	\$-542 23



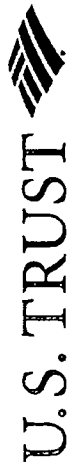
Bank of America Private Wealth Management

IM CHARLES J COOLEY FAMILY FDN

Long term transactions

This category includes all assets held more than 12 months.

Description	Cusip	Number of shares exchanged	Acquisition Date	Sale date	Gross proceeds less commissions	Tax cost	Net gain or loss
GENENTECH INC NEW	368710406	47	11/08/04	01/15/09	\$3,951 11	\$2,357 05	\$1,594 06
GENERAL DYNAMICS CORP	369550108	2	08/20/05	01/15/09	\$103 68	\$122 05	\$-18 37
GENERAL DYNAMICS CORP	369550108	4	03/11/05	01/15/09	\$207 35	\$218 49	\$-11 14
GENERAL DYNAMICS CORP	369550108	8	03/09/05	01/15/09	\$414 70	\$435 00	\$-20 30
GENERAL DYNAMICS CORP	369550108	26	11/08/04	01/15/09	\$1,347 77	\$1,394 12	\$-46 35
GOLDMAN SACHS GROUP INC	38141G104	1	06/04/07	01/15/09	\$71 48	\$218 19	\$-146 71
GOLDMAN SACHS GROUP INC	38141G104	2	09/28/05	01/15/09	\$142 96	\$222 62	\$-79 66
GOLDMAN SACHS GROUP INC	38141G104	16	11/08/04	01/15/09	\$1,143 67	\$1,599 76	\$-456 09
LOCKHEED MARTIN CORP	539830109	2	10/02/07	01/15/09	\$155 63	\$216 55	\$-60 92
LOCKHEED MARTIN CORP	539830109	2	09/01/06	01/15/09	\$155 63	\$168 05	\$-12 42
LOCKHEED MARTIN CORP	539830109	7	09/07/06	01/15/09	\$544 71	\$583 69	\$-38 98
LOCKHEED MARTIN CORP	539830109	2	08/10/06	01/15/09	\$155 63	\$164 04	\$-8 41
LOCKHEED MARTIN CORP	539830109	5	04/04/05	01/15/09	\$389 08	\$307 21	\$81 87
LOCKHEED MARTIN CORP	539830109	6	11/11/04	01/15/09	\$466 89	\$347 99	\$118 90
LOCKHEED MARTIN CORP	539830109	18	11/08/04	01/15/09	\$1,400 67	\$1,023 12	\$377 55
LOWES COMPANIES INC	548661107	26	11/08/04	01/15/09	\$524 07	\$768 82	\$-244 75
LOWES COMPANIES INC	548661107	34	05/19/05	01/15/09	\$685 31	\$978 00	\$-292 69
MASTERCARD INC CL A	57636Q104	3	03/13/07	01/15/09	\$390 03	\$312 56	\$77 47
MASTERCARD INC CL A	57636Q104	3	08/15/07	01/15/09	\$390 03	\$403 50	\$-13 47
MASTERCARD INC CL A	57636Q104	6	02/14/07	01/15/09	\$780 06	\$649 37	\$130 69
MASTERCARD INC CL A	57636Q104	3	03/01/07	01/15/09	\$390 02	\$321 36	\$68 66
MCDONALDS CORP	580135101	12	05/22/07	01/15/09	\$681 32	\$628 66	\$52 66
MCDONALDS CORP	580135101	13	05/21/07	01/15/09	\$738 10	\$678 92	\$59 18
MCDONALDS CORP	580135101	5	05/18/07	01/15/09	\$283 88	\$260 47	\$23 41
MCDONALDS CORP	580135101	12	05/17/07	01/15/09	\$681 32	\$623 51	\$57 81
MCDONALDS CORP	580135101	8	06/26/07	01/15/09	\$454 22	\$413 08	\$41 14



2009 Tax Information Letter

Account Number 030000362392

Page 24

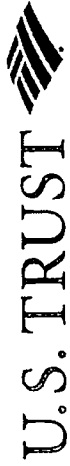
IM CHARLES J COOLEY FAMILY FDN

Bank of America Private Wealth Management

Long term transactions

This category includes all assets held more than 12 months.

Description	Cusip	Number of shares exchanged	Acquisition Date	Sale date	Gross proceeds less commissions	Tax cost	Net gain or loss
MCDONALDS CORP	580135101	12	05/15/07	01/15/09	\$681.32	\$618.47	\$62.85
MCDONALDS CORP	580135101	8	07/02/07	01/15/09	\$454.22	\$409.45	\$44.77
MCDONALDS CORP	580135101	6	05/11/07	01/15/09	\$340.66	\$303.44	\$37.22
MCDONALDS CORP	580135101	13	04/17/07	01/15/09	\$738.10	\$635.80	\$102.30
MONSANTO CO NEW	61166W101	1	08/04/06	01/15/09	\$75.57	\$46.21	\$29.36
PPL CORP	69351T106	11	06/13/06	01/26/09	\$357.25	\$346.71	\$10.54
PPL CORP	69351T106	3	06/15/06	01/27/09	\$93.35	\$94.49	\$0.86
PPL CORP	69351T106	7	06/13/06	01/27/09	\$222.50	\$220.63	\$1.87
PPL CORP	69351T106	1	06/15/06	01/27/09	\$32.26	\$31.49	\$0.77
PPL CORP	69351T106	4	06/15/06	01/28/09	\$127.04	\$125.98	\$1.06
PPL CORP	69351T106	4	06/14/06	01/28/09	\$127.04	\$125.02	\$2.02
PPL CORP	69351T106	1	06/14/06	01/28/09	\$31.76	\$31.15	\$0.61
PPL CORP	69351T106	3	06/14/06	01/28/09	\$95.27	\$93.21	\$2.06
COLUMBIA FDS SER TR I STRATEGIC	19765L694	974.66	12/05/07	02/19/09	\$5,000.00	\$5,925.54 *	\$-925.54
JP MORGAN CHASE & CO	46625H100	7	01/23/08	02/23/09	\$141.17	\$320.68	\$-179.51
JP MORGAN CHASE & CO	46625H100	6	11/14/07	02/23/09	\$121.01	\$121.01	\$0.00
JP MORGAN CHASE & CO	46625H100	4	01/23/08	02/23/09	\$79.75	\$79.75	\$0.00
JP MORGAN CHASE & CO	46625H100	6	11/14/07	02/23/09	\$121.00	\$271.30	\$-150.30
DU PONT (E I) DE NEMOURS & CO	263534109	5	01/09/08	03/11/09	\$91.73	\$223.91	\$-132.18
MCDONALDS CORP	580135101	5	11/08/04	03/11/09	\$254.96	\$151.95	\$103.01
DU PONT (E I) DE NEMOURS & CO	263534109	2	01/09/08	03/11/09	\$36.69	\$90.26	\$-53.57
DU PONT (E I) DE NEMOURS & CO	263534109	3	01/10/08	03/11/09	\$54.39	\$135.66	\$-81.27
DU PONT (E I) DE NEMOURS & CO	263534109	5	01/09/08	03/12/09	\$92.03	\$223.90	\$-131.87
COLUMBIA FDS SER TR I STRATEGIC	19765L694	396.83	12/05/07	03/16/09	\$2,000.00	\$2,412.37 *	\$-412.37
MCDONALDS CORP	580135101	4	11/08/04	03/16/09	\$209.14	\$121.56	\$87.58
EXXON MOBIL CORP	30231G102	4	05/10/07	03/16/09	\$270.05	\$319.95	\$-49.90



Bank of America Private Wealth Management

IM CHARLES J COOLEY FAMILY FDN

2009 Tax Information Letter

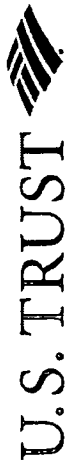
Account Number 030000362392

Page 25

Long term transactions

This category includes all assets held more than 12 months.

Description	Cusip	Number of shares exchanged	Acquisition Date	Sale date	Gross proceeds less commissions	Tax cost	Net gain or loss
BMC SOFTWARE INC	055921100	2	12/18/07	03/16/09	\$58 20	\$70 41	\$-12 21
BMC SOFTWARE INC	055921100	4	12/19/07	03/16/09	\$116 40	\$143 03	\$-26 63
AVON PRODUCTS INC	054303102	2	01/31/08	03/17/09	\$35 51	\$35 51	\$0 00
BMC SOFTWARE INC	055921100	2	12/18/07	03/17/09	\$57 81	\$70 41	\$-12 60
BMC SOFTWARE INC	055921100	1	12/18/07	03/17/09	\$28 90	\$35 04	\$-6 14
BOSTON PTYS INC	101121101	1	11/08/04	03/17/09	\$35 77	\$35 71 *	\$0 06
CONOCOPHILLIPS	20825C104	3	11/08/04	03/17/09	\$108 22	\$130 29	\$-22 07
DIAGEO PLC SPONSORED ADR NEW	25243Q205	1	11/08/04	03/17/09	\$44 14	\$55 84	\$-11 70
EMC CORPORATION	268648102	13	08/14/07	03/17/09	\$137 31	\$242 05	\$-104 74
EATON CORP	278058102	2	11/06/07	03/17/09	\$64 90	\$64 90	\$0 00
EXXON MOBIL CORP	30231G102	6	05/10/07	03/17/09	\$401 83	\$479 93	\$-78 10
GOLDMAN SACHS GROUP INC	38141G104	1	07/31/07	03/17/09	\$95 08	\$202 35	\$-107 27
GOLDMAN SACHS GROUP INC	38141G104	1	07/31/07	03/17/09	\$95 08	\$95 08	\$0 00
HEWLETT PACKARD CO	428236103	3	11/08/04	03/17/09	\$86 95	\$59 52	\$27 43
INTEL CORP	458140100	6	11/14/07	03/17/09	\$86 36	\$155 86	\$-69 50
INTERSIL HLDG CORP CL A	46069S109	5	10/31/07	03/17/09	\$55 81	\$151 03	\$-95 22
JP MORGAN CHASE & CO	46625H100	4	12/28/07	03/17/09	\$93 17	\$213 05	\$-119 88
JP MORGAN CHASE & CO	46625H100	6	10/19/07	03/17/09	\$139 75	\$314 62	\$-174 87
LOWES COMPANIES INC	548661107	4	11/01/04	03/17/09	\$64 73	\$116 35	\$-51 62
LOWES COMPANIES INC	548661107	4	11/01/04	03/17/09	\$64 73	\$115 03	\$-50 30
MCDONALDS CORP	580135101	2	11/08/04	03/17/09	\$102 88	\$60 78	\$42 10
NUCOR CORP	670346105	1	08/17/07	03/17/09	\$32 28	\$32 28	\$0 00
PG & E CORP	69331C108	4	11/08/04	03/17/09	\$146 85	\$131 04	\$15 81
PG & E CORP	69331C108	2	11/08/07	03/17/09	\$73 42	\$90 40	\$-16 98
PNC BANK CORP	693475105	1	04/22/05	03/17/09	\$26 61	\$52 13	\$-25 52
PNC BANK CORP	693475105	3	04/13/05	03/17/09	\$79 84	\$154 33	\$-74 49



Bank of America Private Wealth Management

2009 Tax Information Letter

Account Number 030000362392

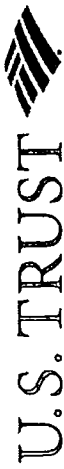
Page 26

IM CHARLES J COOLEY FAMILY FDN

Long term transactions

This category includes all assets held more than 12 months.

Description	Cusip	Number of shares exchanged	Acquisition Date	Sale date	Gross proceeds less commissions	Tax cost	Net gain or loss
PHILIP MORRIS INTL INC	718172109	3	11/08/04	03/17/09	\$113 20	\$86 98	\$26 22
PRUDENTIAL FINL INC	744320102	2	01/31/07	03/17/09	\$39 33	\$176 84	\$-137 51
PRUDENTIAL FINL INC	744320102	1	01/31/07	03/17/09	\$19 66	\$19 66	\$0 00
RAYONIER INC	754907103	6	07/26/07	03/17/09	\$156 31	\$268 90 *	\$-112 59
THERMO ELECTRON CORP	883556102	2	01/03/08	03/17/09	\$69 80	\$113 95	\$-44 15
US BANCORP DEL NEW	902973304	7	11/08/04	03/17/09	\$94 87	\$206 99	\$-112 12
US BANCORP DEL NEW	902973304	6	11/08/04	03/17/09	\$81 31	\$81 31	\$0 00
UNITED TECHNOLOGIES CORP	913017109	5	11/08/04	03/17/09	\$201 41	\$201 41	\$0 00
V F CORP	918204108	1	10/23/07	03/17/09	\$52 54	\$83 03	\$-30 49
V F CORP	918204108	1	01/31/08	03/17/09	\$52 54	\$77 34	\$-24 80
VERIZON COMMUNICATIONS	92343V104	4	11/08/04	03/17/09	\$115 29	\$157 10	\$-41 81
WELLS FARGO & CO (NEW)	949746101	8	04/12/05	03/17/09	\$107 54	\$311 98	\$-204 44
WEYERHAEUSER CO	962166104	1	09/21/06	03/17/09	\$25 62	\$25 62	\$0 00
ACE LTD	H0023R105	4	03/20/07	03/17/09	\$148 05	\$224 51	\$-76 46
TRANSOCEAN LTD	H8817H100	1	07/15/07	03/17/09	\$55 53	\$55 53	\$0 00
AT&T INC	00206R102	8	01/23/07	03/17/09	\$196 74	\$281 71	\$-84 97
AT&T INC	00206R102	7	01/22/07	03/17/09	\$172 15	\$246 45	\$-74 30
AIR PRODUCTS & CHEMICALS INC	009158106	1	02/23/07	03/17/09	\$53 20	\$77 79	\$-24 59
HEWLETT PACKARD CO	428236103	15	11/08/04	03/19/09	\$436 43	\$297 60	\$138 83
HALLIBURTON CO	406216101	10	07/26/06	03/20/09	\$169 63	\$319 64	\$-150 01
HALLIBURTON CO	406216101	10	08/16/07	03/20/09	\$169 63	\$318 41	\$-148 78
WAL MART STORES INC	931142103	1	03/24/08	04/16/09	\$50 37	\$53 41	\$-3 04
CONOCOPHILLIPS	20825C104	11	11/08/04	04/16/09	\$436 70	\$477 73	\$-41 03
CONOCOPHILLIPS	20825C104	1	11/08/04	04/16/09	\$39 30	\$43 43	\$-4 13
DIAGEO PLC SPONSORED ADR NEW	25243Q205	4	11/08/04	04/17/09	\$188 28	\$223 36	\$-35 08
PHILIP MORRIS INTL INC	718172109	3	11/08/04	04/17/09	\$112 10	\$86 98	\$25 12



Bank of America Private Wealth Management

2009 Tax Information Letter

Account Number 030000362392

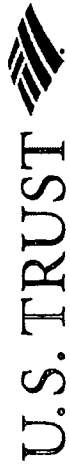
Page 27

IM CHARLES J COOLEY FAMILY FDN

Long term transactions

This category includes all assets held more than 12 months.

Description	Cusip	Number of shares exchanged	Acquisition Date	Sale date	Gross proceeds less commissions	Tax cost	Net gain or loss
AT&T INC	00206R102	6	01/22/07	04/17/09	\$157 54	\$211 24	\$-53 70
DIAGEO PLC SPONSORED ADR NEW	25243Q205	3	11/08/04	04/23/09	\$137 65	\$167 52	\$-29 87
AVON PRODUCTS INC	054303102	2	01/25/08	04/23/09	\$43 67	\$77 75	\$-34 08
CONOCOPHILLIPS	20825C104	9	11/08/04	04/23/09	\$357 23	\$390 87	\$-33 64
V F CORP	918204108	2	01/31/08	05/07/09	\$118 48	\$154 68	\$-36 20
ACE LTD	H0023R105	2	03/16/07	05/08/09	\$86 93	\$109 97	\$-23 04
ACE LTD	H0023R105	1	03/19/07	05/08/09	\$43 47	\$55 60	\$-12 13
DIAGEO PLC SPONSORED ADR NEW	25243Q205	8	11/08/04	05/08/09	\$420 19	\$446 72	\$-26 53
V F CORP	918204108	2	01/31/08	05/08/09	\$116 04	\$154 68	\$-38 64
AT&T INC	00206R102	7	01/22/07	05/08/09	\$176 71	\$246 44	\$-69 73
ACE LTD	H0023R105	1	03/20/07	05/08/09	\$42 64	\$56 13	\$-13 49
ACE LTD	H0023R105	2	03/20/07	05/08/09	\$86 47	\$112 26	\$-25 79
V F CORP	918204108	1	04/25/08	05/11/09	\$56 53	\$76 09	\$-19 56
V F CORP	918204108	1	04/25/08	05/12/09	\$55 28	\$76 09	\$-20 81
V F CORP	918204108	1	04/25/08	05/13/09	\$54 21	\$76 09	\$-21 88
EATON CORP	278058102	4	11/06/07	05/14/09	\$180 55	\$364 51	\$-183 96
AVON PRODUCTS INC	054303102	1	01/25/08	05/14/09	\$22 72	\$38 88	\$-16 16
AVON PRODUCTS INC	054303102	2	01/31/08	05/14/09	\$45 43	\$69 93	\$-24 50
V F CORP	918204108	1	04/25/08	05/14/09	\$55 34	\$76 10	\$-20 76
AVON PRODUCTS INC	054303102	4	01/31/08	05/15/09	\$92 30	\$139 01	\$-46 71
COLUMBIA FDS SER TR INTL VALUE FD	19765H586	133 29	07/10/01	05/15/09	\$1,571 49	\$2,248 60	\$-677 11
COLUMBIA FDS SER TR INTL VALUE FD	19765H586	30 27	07/06/01	05/15/09	\$356 87	\$520 02	\$-163 15
COLUMBIA FDS SER TR INTL VALUE FD	19765H586	6 08	07/06/01	05/15/09	\$71 64	\$104 39	\$-32 75
AVON PRODUCTS INC	054303102	4	01/31/08	05/18/09	\$93 94	\$139 02	\$-45 08
V F CORP	918204108	1	04/25/08	05/18/09	\$55 54	\$76 09	\$-20 55
PRUDENTIAL FINL INC	744320102	1	02/23/07	05/20/09	\$41 78	\$95 10	\$-53 32



Bank of America Private Wealth Management

2009 Tax Information Letter

Account Number 030000362392

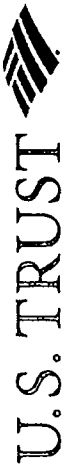
Page 28

IM CHARLES J COOLEY FAMILY FDN

Long term transactions

This category includes all assets held more than 12 months.

Description	Cusip	Number of shares exchanged	Acquisition Date	Sale date	Gross proceeds less commissions	Tax cost	Net gain or loss
HESS CORP	42809H107	1	03/10/08	05/21/09	\$60 94	\$95 76	\$-34 82
PRUDENTIAL FINL INC	744320102	1	01/31/07	05/21/09	\$40 37	\$88 42	\$-48 05
EATON CORP	278058102	1	11/06/07	05/21/09	\$44 47	\$91 13	\$-46 66
PRUDENTIAL FINL INC	744320102	1	01/31/07	05/22/09	\$40 58	\$88 42	\$-47 84
EATON CORP	278058102	1	11/06/07	05/26/09	\$43 90	\$91 12	\$-47 22
PRUDENTIAL FINL INC	744320102	1	02/28/07	05/28/09	\$39 02	\$64 81	\$-25 79
PRUDENTIAL FINL INC	744320102	1	02/28/07	06/02/09	\$41 98	\$64 81	\$-22 83
NUCOR CORP	670346105	1	08/17/07	06/03/09	\$44 77	\$48 70	\$-3 93
TRANSOCEAN LTD	H8817H100	1	07/15/07	06/03/09	\$79 40	\$122 52	\$-43 12
NUCOR CORP	670346105	1	08/19/07	06/03/09	\$44 77	\$54 64	\$-9 87
NUCOR CORP	670346105	1	08/10/07	06/03/09	\$44 76	\$44 68	\$0 08
TRANSOCEAN LTD	H8817H100	1	07/21/07	06/03/09	\$79 40	\$130 29	\$-50 89
TRANSOCEAN LTD	H8817H100	4	07/15/07	06/03/09	\$317 58	\$490 10	\$-172 52
KOHL'S CORP	500255104	6	06/18/08	06/19/09	\$262 38	\$265 24	\$-2 86
RAYONIER INC	754907103	3	07/26/07	07/06/09	\$102 82	\$134 11 *	\$-31 29
RAYONIER INC	754907103	1	07/26/07	07/06/09	\$34 46	\$44 69 *	\$-10 23
AMGEN INC	031162100	4	06/27/08	07/08/09	\$239 16	\$188 06	\$51 10
JOHNSON AND JOHNSON	478160104	11	01/09/07	07/09/09	\$621 77	\$728 73	\$-106 96
NUCOR CORP	670346105	4	08/10/07	07/15/09	\$173 20	\$178 74	\$-5 54
US BANCORP DEL NEW	902973304	4	11/08/04	08/12/09	\$87 67	\$118 28	\$-30 61
US BANCORP DEL NEW	902973304	10	11/08/04	08/12/09	\$220 29	\$295 70	\$-75 41
AMGEN INC	031162100	2	06/27/08	08/12/09	\$124 63	\$94 03	\$30 60
MEDCO HEALTH SOLUTIONS INC	58405U102	2	04/30/08	08/19/09	\$108 16	\$99 37	\$8 79
PROCTER & GAMBLE CO	742718109	7	04/30/08	08/26/09	\$374 02	\$474 23	\$-100 21
HESS CORP	42809H107	2	03/10/08	09/01/09	\$99 70	\$191 52	\$-91 82
L-3 COMMUNICATIONS HLDGS INC	502424104	1	10/23/06	09/17/09	\$79 44	\$77 56	\$1 88



Bank of America Private Wealth Management

2009 Tax Information Letter

Account Number 030000362392

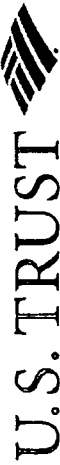
Page 29

IM CHARLES J COOLEY FAMILY FDN

Long term transactions

This category includes all assets held more than 12 months.

Description	Cusip	Number of shares exchanged	Acquisition Date	Sale date	Gross proceeds less commissions	Tax cost	Net gain or loss
L-3 COMMUNICATIONS HLDGS INC	502424104	1	07/04/08	09/17/09	\$79 44	\$90 29	\$-10 85
L-3 COMMUNICATIONS HLDGS INC	502424104	1	08/27/08	09/17/09	\$79 44	\$110 24	\$-30 80
VERIZON COMMUNICATIONS	92343V104	3	11/08/04	09/18/09	\$88 64	\$117 83	\$-29 19
AT&T INC	00206R102	9	11/08/04	09/18/09	\$238 88	\$235 44	\$3 44
HESS CORP	42809H107	3	09/11/08	09/24/09	\$161 01	\$255 59	\$-94 58
HESS CORP	42809H107	5	09/11/08	09/24/09	\$267 55	\$426 00	\$-158 45
HESS CORP	42809H107	2	09/19/08	09/24/09	\$107 02	\$180 86	\$-73 84
HESS CORP	42809H107	3	03/10/08	09/24/09	\$160 53	\$287 29	\$-126 76
HESS CORP	42809H107	2	09/11/08	09/24/09	\$107 40	\$170 40	\$-63 00
BMC SOFTWARE INC	055921100	1	09/19/08	10/06/09	\$37 03	\$33 46	\$3 57
INTERSIL HLDG CORP CL A	46069S109	6	10/31/07	10/19/09	\$83 37	\$181 23	\$-97 86
INTERSIL HLDG CORP CL A	46069S109	6	10/31/07	10/19/09	\$83 37	\$181 23	\$-97 86
INTERSIL HLDG CORP CL A	46069S109	9	10/31/07	10/20/09	\$125 69	\$271 85	\$-146 16
VERIZON COMMUNICATIONS	92343V104	6	11/08/04	10/22/09	\$174 78	\$235 65	\$-60 87
VERIZON COMMUNICATIONS	92343V104	5	04/05/05	10/22/09	\$145 65	\$171 66	\$-26 01
MARSH & MCLENNAN INC	571748102	5	10/03/08	11/04/09	\$116 12	\$153 59	\$-37 47
MARSH & MCLENNAN INC	571748102	3	07/09/08	11/04/09	\$69 67	\$87 80	\$-18 13
MARSH & MCLENNAN INC	571748102	3	06/27/08	11/05/09	\$69 84	\$80 39	\$-10 55
MARSH & MCLENNAN INC	571748102	4	07/09/08	11/05/09	\$93 12	\$117 07	\$-23 95
MARSH & MCLENNAN INC	571748102	3	06/27/08	11/09/09	\$70 71	\$80 39	\$-9 68
CARNIVAL CORP PAIRED CTF 1 COM	143658300	6	08/15/08	11/20/09	\$190 81	\$237 91	\$-47 10
CHEVRONTEXACO CORP	166764100	4	08/15/08	11/20/09	\$308 20	\$308 20	\$0 00
EMC CORPORATION	268648102	5	08/14/07	11/20/09	\$84 31	\$93 10	\$-8 79
EMC CORPORATION	268648102	13	08/14/07	11/20/09	\$219 20	\$219 20	\$0 00
EOG RES INC	26875P101	1	10/14/08	11/20/09	\$85 99	\$70 71	\$15 28
EATON CORP	278058102	2	10/31/07	11/20/09	\$126 86	\$181 81	\$-54 95



IM CHARLES J COOLEY FAMILY FDN

Bank of America Private Wealth Management

Long term transactions

This category includes all assets held more than 12 months.

Description	Cusip	Number of shares exchanged	Acquisition Date	Sale date	Gross proceeds less commissions	Tax cost	Net gain or loss
EXXON MOBIL CORP	30231G102	1	05/10/07	11/20/09	\$74 67	\$79 99	\$-5 32
EXXON MOBIL CORP	30231G102	3	11/08/04	11/20/09	\$224 01	\$150 51	\$73 50
GOLDMAN SACHS GROUP INC	38141G104	1	07/30/07	11/20/09	\$171 54	\$202 06	\$-30 52
GOLDMAN SACHS GROUP INC	38141G104	1	07/30/07	11/20/09	\$171 54	\$198 86	\$-27 32
GOLDMAN SACHS GROUP INC	38141G104	1	07/25/07	11/20/09	\$171 53	\$198 60	\$-27 07
INTEL CORP	458140100	2	11/14/07	11/20/09	\$38 28	\$51 95	\$-13 67
INTEL CORP	458140100	6	10/01/08	11/20/09	\$114 85	\$110 88	\$3 97
JP MORGAN CHASE & CO	46625H100	16	11/14/07	11/20/09	\$680 02	\$723 46	\$-43 44
JOHNSON AND JOHNSON	478160104	2	01/09/07	11/20/09	\$124 59	\$132 50	\$-7 91
L-3 COMMUNICATIONS HLDGS INC	502424104	3	10/23/06	11/20/09	\$231 66	\$232 66	\$-1 00
LOWES COMPANIES INC	548661107	2	11/01/04	11/20/09	\$42 68	\$42 68	\$0 00
LOWES COMPANIES INC	548661107	4	03/24/08	11/20/09	\$85 37	\$85 37	\$0 00
LOWES COMPANIES INC	548661107	5	03/24/08	11/20/09	\$106 71	\$120 00	\$-13 29
LOWES COMPANIES INC	548661107	1	03/29/08	11/20/09	\$21 34	\$25 02	\$-3 68
MARATHON OIL CORP	565849106	4	10/13/08	11/20/09	\$130 64	\$111 15	\$19 49
MARSH & MCLENNAN INC	571748102	5	06/27/08	11/20/09	\$112 80	\$133 98	\$-21 18
MCDONALDS CORP	580135101	2	11/08/04	11/20/09	\$127 99	\$60 78	\$67 21
MEDCO HEALTH SOLUTIONS INC	58405U102	3	04/30/08	11/20/09	\$184 17	\$149 05	\$35 12
MONSANTO CO NEW	61166W101	1	10/09/08	11/20/09	\$79 75	\$79 75	\$0 00
MONSANTO CO NEW	61166W101	1	11/03/08	11/20/09	\$79 76	\$79 76	\$0 00
PNC BANK CORP	693475105	6	04/13/05	11/20/09	\$329 58	\$308 66	\$20 92
PHILIP MORRIS INTL INC	718172109	3	11/08/04	11/20/09	\$150 45	\$86 98	\$63 47
PROCTER & GAMBLE CO	742718109	3	04/30/08	11/20/09	\$185 67	\$203 24	\$-17 57
PRUDENTIAL FINL INC	744320102	3	02/28/07	11/20/09	\$143 34	\$143 34	\$0 00
RAYONIER INC	754907103	3	07/26/07	11/20/09	\$118 50	\$133 77 *	\$-15 27
RAYONIER INC	754907103	3	07/24/07	11/20/09	\$118 50	\$133 00 *	\$-14 50



Bank of America Private Wealth Management

2009 Tax Information Letter

Account Number 030000362392

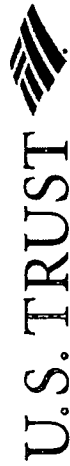
Page 31

IM CHARLES J COOLEY FAMILY FDN

Long term transactions

This category includes all assets held more than 12 months

Description	Cusip	Number of shares exchanged	Acquisition Date	Sale date	Gross proceeds less commissions	Tax cost	Net gain or loss
THERMO ELECTRON CORP	883556102	5	01/03/08	11/20/09	\$231 70	\$284 87	\$-53 17
US BANCORP DEL NEW	902973304	17	11/08/04	11/20/09	\$393 92	\$502 69	\$-108 77
US BANCORP DEL NEW	902973304	2	04/13/05	11/20/09	\$46 34	\$57 92	\$-11 58
UNITED TECHNOLOGIES CORP	913017109	5	11/02/04	11/20/09	\$338 60	\$247 09	\$91 51
UNITED TECHNOLOGIES CORP	913017109	3	11/08/04	11/20/09	\$203 16	\$145 50	\$57 66
WAL MART STORES INC	931142103	3	03/24/08	11/20/09	\$163 98	\$160 22	\$3 76
WELLS FARGO & CO (NEW)	949746101	11	04/12/05	11/20/09	\$307 35	\$428 98	\$-121 63
WELLS FARGO & CO (NEW)	949746101	2	04/13/05	11/20/09	\$55 89	\$60 19	\$-4 30
WELLS FARGO & CO (NEW)	949746101	2	04/14/05	11/20/09	\$55 88	\$60 11	\$-4 23
WEYERHAEUSER CO	962166104	1	10/14/06	11/20/09	\$38 09	\$64 83	\$-26 74
WEYERHAEUSER CO	962166104	1	09/21/06	11/20/09	\$38 09	\$59 59	\$-21 50
WEYERHAEUSER CO	962166104	2	08/28/08	11/20/09	\$76 18	\$112 48	\$-36 30
ACE LTD	H0023R105	3	03/15/07	11/20/09	\$149 61	\$164 79	\$-15 18
TRANSOCEAN LTD	H8817H100	3	07/15/07	11/20/09	\$251 85	\$367 55	\$-115 70
AIR PRODUCTS & CHEMICALS INC	009158106	2	02/27/07	11/20/09	\$163 57	\$153 97	\$9 60
CARNIVAL CORP PAIRED CTF I COM	143658300	3	08/15/08	11/20/09	\$95 40	\$119 39	\$-23 99
CARNIVAL CORP PAIRED CTF I COM	143658300	3	06/05/08	11/20/09	\$95 41	\$126 19	\$-30 78
BOSTON PPTYS INC	101121101	2	11/08/04	11/20/09	\$131 24	\$109 39 *	\$21 85
AMGEN INC	031162100	2	06/27/08	11/20/09	\$110 83	\$94 03	\$16 80
A VON PRODUCTS INC	054303102	5	01/31/08	11/20/09	\$171 25	\$173 77	\$-2 52
BOSTON PPTYS INC	101121101	1	12/08/04	11/20/09	\$65 62	\$62 95 *	\$2 67
MARSH & MCLENNAN INC	571748102	14	06/27/08	12/02/09	\$310 82	\$375 13	\$-64 31
MARATHON OIL CORP	565849106	2	10/13/08	12/09/09	\$61 82	\$55 57	\$6 25
MARATHON OIL CORP	565849106	3	10/13/08	12/10/09	\$93 55	\$83 36	\$10 19
WEYERHAEUSER CO	962166104	1	08/29/08	12/15/09	\$43 07	\$55 75	\$-12 68
WEYERHAEUSER CO	962166104	1	08/28/08	12/15/09	\$43 23	\$56 24	\$-13 01



2009 Tax Information Letter

Account Number 030000362392

Page 32

IM CHARLES J COOLEY FAMILY FDN

Bank of America Private Wealth Management

Long term transactions

This category includes all assets held more than 12 months.

Description	Cusip	Number of shares exchanged	Acquisition Date	Sale date	Gross proceeds less commissions	Tax cost	Net gain or loss
MARATHON OIL CORP	565849106	1	10/13/08	12/16/09	\$31 31	\$27 79	\$3 52
EXXON MOBIL CORP	30231G102	18	11/08/04	12/17/09	\$1,233 47	\$903 06	\$330 41
EXXON MOBIL CORP	30231G102	3	11/08/04	12/17/09	\$205 80	\$150 51	\$55 29
EXXON MOBIL CORP	30231G102	4	11/08/04	12/17/09	\$274 85	\$200 68	\$74 17
AVON PRODUCTS INC	054303102	3	01/31/08	12/18/09	\$94 24	\$104 26	\$-10 02
AVON PRODUCTS INC	054303102	3	01/31/08	12/18/09	\$93 86	\$104 26	\$-10 40
CARNIVAL CORP PAIRED CTF 1 COM	143658300	2	07/23/08	12/21/09	\$64 62	\$78 60	\$-13 98
CARNIVAL CORP PAIRED CTF 1 COM	143658300	3	07/23/08	12/21/09	\$96 91	\$117 90	\$-20 99
Total long term gain/loss from sales:					\$80,312 72	\$88,182 65	\$-7,869 93

Settlement Date



Bank of America Private Wealth Management

Account Summary

Oct. 01, 2009 through Dec. 31, 2009

Account: 10-03-000-0749028 CHARLES J COOLEY FAM FDN COMB

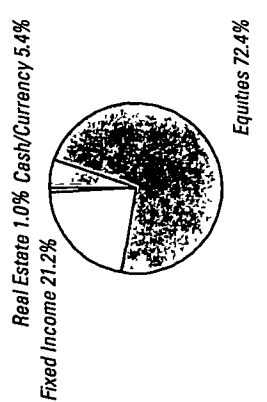
Market Value \$171,345.80

Account Activity		YTD Since 01/01/09		Realized Gain/Loss Summary		Income Summary		YTD Since 01/01/09	
Description	Current Period	Description	Current Period	Description	Current Period	Description	Current Period	Description	Current Period
Beginning Market Value	\$199,401.06	Short-term	\$6,273.52	Dividends - Taxable	\$1,371.18	Dividends - Taxable	\$1,371.18	Interest - Taxable	2.29
Income	1,379.47	Long-term	-517.73	Interest - Taxable	2.29	Interest - Taxable	2.29	Total Income	\$1,379.47
Deposits	15,101.42	Net Total	-\$5,755.79	Total Income	\$1,379.47	Total Income	\$1,379.47		\$4,186.05
Disbursements	-51,000.00								41.47
Bank Fees	-415.09								
Change in Market Value	6,878.94								
Ending Market Value	\$171,345.80								
Change in Account Value	-28,055.26								

Portfolio Allocation

Description	Market Value	Tax Cost	Estimated Annual Income	Current Yield
Cash/Currency	\$9,242.94	\$9,241.88	\$13.86	0.2%
Equities	124,146.47	105,969.23	1,446.74	1.2
Fixed Income	36,325.19	37,695.08	2,010.28	5.5
Real Estate	1,631.20	1,408.49	62.80	3.9
Total Assets	\$171,345.80	\$154,314.68	\$3,533.68	2.1%
Total	\$171,345.80	\$154,314.68	\$3,533.68	

Bank of America C/A \$2,050



Application for Extension of Time To File an Exempt Organization Return

▶ File a separate application for each return

- If you are filing for an **Automatic 3-Month Extension**, complete only **Part I** and check this box ▶
 - If you are filing for an **Additional (Not Automatic) 3-Month Extension**, complete only **Part II** (on page 2 of this form).
- Do not complete Part II unless you have already been granted an automatic 3-month extension on a previously filed Form 8868**

Part I Automatic 3-Month Extension of Time. Only submit original (no copies needed)

A corporation required to file Form 990-T and requesting an automatic 6-month extension - check this box and complete Part I only ▶

All other corporations (including 1120-C filers), partnerships, REMICs, and trusts must use Form 7004 to request an extension of time to file income tax returns.

Electronic Filing (e-file). Generally, you can electronically file Form 8868 if you want a 3-month automatic extension of time to file one of the returns noted below (6 months for a corporation required to file Form 990-T). However, you cannot file Form 8868 electronically if (1) you want the additional (not automatic) 3-month extension or (2) you file Forms 990-BL, 6069, or 8870, group returns, or a composite or consolidated Form 990-T. Instead, you must submit the fully completed and signed page 2 (Part II) of Form 8868. For more details on the electronic filing of this form, visit www.irs.gov/efile and click on *e-file for Charities & Nonprofits*.

Type or print	Name of Exempt Organization Cooley Family Foundation	Employer identification number 56-2026137
File by the due date for filing your return. See instructions	Number, street, and room or suite no. If a P.O. box, see instructions 2548 Roswell Avenue	
	City, town or post office, state, and ZIP code. For a foreign address, see instructions. Charlotte, NC 28209	

Check type of return to be filed (file a separate application for each return):

- | | | |
|---|---|------------------------------------|
| <input type="checkbox"/> Form 990 | <input type="checkbox"/> Form 990-T (corporation) | <input type="checkbox"/> Form 4720 |
| <input type="checkbox"/> Form 990-BL | <input type="checkbox"/> Form 990-T (sec. 401(a) or 408(a) trust) | <input type="checkbox"/> Form 5227 |
| <input type="checkbox"/> Form 990-EZ | <input type="checkbox"/> Form 990-T (trust other than above) | <input type="checkbox"/> Form 6069 |
| <input checked="" type="checkbox"/> Form 990-PF | <input type="checkbox"/> Form 1041-A | <input type="checkbox"/> Form 8870 |

Nancy D. Dry, Trustee - 100 N. Tryon Street, NC

- The books are in the care of ▶ **1-007-57-26 - Charlotte, NC 28255**
Telephone No ▶ **704-386-5372** FAX No. ▶ _____
- If the organization does not have an office or place of business in the United States, check this box ▶
- If this is for a Group Return, enter the organization's four digit Group Exemption Number (GEN) _____ If this is for the whole group, check this box ▶ . If it is for part of the group, check this box ▶ and attach a list with the names and EINs of all members the extension will cover

1 I request an automatic 3-month (6-months for a corporation required to file Form 990-T) extension of time until **August 15, 2010**, to file the exempt organization return for the organization named above. The extension is for the organization's return for
▶ calendar year **2009** or
▶ tax year beginning _____, and ending _____.

2 If this tax year is for less than 12 months, check reason: Initial return Final return Change in accounting period

3a If this application is for Form 990-BL, 990-PF, 990-T, 4720, or 6069, enter the tentative tax, less any nonrefundable credits. See instructions	3a	\$	25.
b If this application is for Form 990-PF or 990-T, enter any refundable credits and estimated tax payments made. Include any prior year overpayment allowed as a credit.	3b	\$	0.
c Balance Due. Subtract line 3b from line 3a. Include your payment with this form, or, if required, deposit with FTD coupon or, if required, by using EFTPS (Electronic Federal Tax Payment System). See instructions	3c	\$	25.

Caution. If you are going to make an electronic fund withdrawal with this Form 8868, see Form 8453-EO and Form 8879-EO for payment instructions