



See a Social Security Number? Say Something!
Report Privacy Problems to <https://public.resource.org/privacy>
Or call the IRS Identity Theft Hotline at 1-800-908-4490



Form **990-PF**

Department of the Treasury
Internal Revenue Service

Return of Private Foundation
or Section 4947(a)(1) Nonexempt Charitable Trust
Treated as a Private Foundation

Note. The foundation may be able to use a copy of this return to satisfy state reporting requirements

OMB No 1545-0052
2009

For calendar year 2009, or tax year beginning 01-01-2009 , and ending 12-31-2009

G

Check all that apply

☐ Initial return

☐ Initial return of a former public charity

☐ Final return

☐ Amended return

☒ Address change

☐ Name change

Use the IRS label. Otherwise, print or type. See Specific Instructions.	Name of foundation JOHN R & CAROLYN J MANESS FAMILY FOUND CO ETON ADVISORS LP		A Employer identification number 56-1949954	
	Number and street (or P O box number if mail is not delivered to street address) Room/suite 1414 RALEIGH ROAD No 445		B Telephone number (see page 10 of the instructions) (919) 442-1541	
	City or town, state, and ZIP code CHAPEL HILL, NC 27517		C If exemption application is pending, check here <input type="checkbox"/> D 1. Foreign organizations, check here <input type="checkbox"/> 2. Foreign organizations meeting the 85% test, check here and attach computation <input type="checkbox"/>	
H Check type of organization <input checked="" type="checkbox"/> Section 501(c)(3) exempt private foundation <input type="checkbox"/> Section 4947(a)(1) nonexempt charitable trust <input type="checkbox"/> Other taxable private foundation			E If private foundation status was terminated under section 507(b)(1)(A), check here <input type="checkbox"/> F If the foundation is in a 60-month termination under section 507(b)(1)(B), check here <input type="checkbox"/>	
I Fair market value of all assets at end of year (from Part II, col. (c), line 16) \$ 2,638,465		J Accounting method <input checked="" type="checkbox"/> Cash <input type="checkbox"/> Accrual <input type="checkbox"/> Other (specify) (Part I, column (d) must be on cash basis.)		

Part I Analysis of Revenue and Expenses (The total of amounts in columns (b), (c), and (d) may not necessarily equal the amounts in column (a) (see page 11 of the instructions))		(a) Revenue and expenses per books	(b) Net investment income	(c) Adjusted net income	(d) Disbursements for charitable purposes (cash basis only)
Revenue	1 Contributions, gifts, grants, etc , received (attach schedule)	50,000			
	2 Check <input checked="" type="checkbox"/> if the foundation is not required to attach Sch B				
	3 Interest on savings and temporary cash investments				
	4 Dividends and interest from securities.	84,087	84,002		
	5a Gross rents				
	b Net rental income or (loss) _____				
	6a Net gain or (loss) from sale of assets not on line 10	341,076			
	b Gross sales price for all assets on line 6a <u>2,701,493</u>				
	7 Capital gain net income (from Part IV , line 2)		341,076		
	8 Net short-term capital gain				
	9 Income modifications				
	10a Gross sales less returns and allowances				
Operating and Administrative Expenses	b Less Cost of goods sold				
	c Gross profit or (loss) (attach schedule)				
	11 Other income (attach schedule)				
	12 Total. Add lines 1 through 11	475,163	425,078		
	13 Compensation of officers, directors, trustees, etc	0	0		0
	14 Other employee salaries and wages				
	15 Pension plans, employee benefits				
	16a Legal fees (attach schedule)				
	b Accounting fees (attach schedule)	3,477	3,477		0
	c Other professional fees (attach schedule)	21,378	21,378		0
	17 Interest				
	18 Taxes (attach schedule) (see page 14 of the instructions)	6,117	1,801		0
	19 Depreciation (attach schedule) and depletion . . .				
	20 Occupancy				
	21 Travel, conferences, and meetings				
	22 Printing and publications				
	23 Other expenses (attach schedule)				
	24 Total operating and administrative expenses. Add lines 13 through 23	30,972	26,656		0
	25 Contributions, gifts, grants paid	137,500			137,500
	26 Total expenses and disbursements. Add lines 24 and 25	168,472	26,656		137,500
	27 Subtract line 26 from line 12				
	a Excess of revenue over expenses and disbursements	306,691			
	b Net investment income (if negative, enter -0-)		398,422		
	c Adjusted net income (if negative, enter -0-)				

Part II Balance Sheets		Attached schedules and amounts in the description column should be for end-of-year amounts only (See instructions)	Beginning of year	End of year	
			(a) Book Value	(b) Book Value	(c) Fair Market Value
Assets	1	Cash—non-interest-bearing			
	2	Savings and temporary cash investments	298,638	72,074	72,074
	3	Accounts receivable ▶ <u>3,795</u>			
		Less allowance for doubtful accounts ▶ _____		3,795	3,795
	4	Pledges receivable ▶ _____			
		Less allowance for doubtful accounts ▶ _____			
	5	Grants receivable			
	6	Receivables due from officers, directors, trustees, and other disqualified persons (attach schedule) (see page 15 of the instructions)			
	7	Other notes and loans receivable (attach schedule) ▶ _____			
		Less allowance for doubtful accounts ▶ _____			
	8	Inventories for sale or use			
	9	Prepaid expenses and deferred charges			
	10a	Investments—U S and state government obligations (attach schedule)	439,122	<input checked="" type="checkbox"/> 405,349	402,114
	b	Investments—corporate stock (attach schedule)	994,306	<input checked="" type="checkbox"/> 1,540,276	1,620,720
	c	Investments—corporate bonds (attach schedule)	515,836	<input checked="" type="checkbox"/> 533,099	539,762
	11	Investments—land, buildings, and equipment basis ▶ _____			
	Less accumulated depreciation (attach schedule) ▶ _____				
12	Investments—mortgage loans				
13	Investments—other (attach schedule)				
14	Land, buildings, and equipment basis ▶ _____				
	Less accumulated depreciation (attach schedule) ▶ _____				
15	Other assets (describe ▶ _____)				
16	Total assets (to be completed by all filers—see the instructions Also, see page 1, item I)	2,247,902	2,554,593	2,638,465	
Liabilities	17	Accounts payable and accrued expenses			
	18	Grants payable			
	19	Deferred revenue			
	20	Loans from officers, directors, trustees, and other disqualified persons			
	21	Mortgages and other notes payable (attach schedule)			
	22	Other liabilities (describe ▶ _____)			
	23	Total liabilities (add lines 17 through 22)	0	0	
Net Assets or Fund Balances	Foundations that follow SFAS 117, check here ▶ <input type="checkbox"/> and complete lines 24 through 26 and lines 30 and 31.				
	24	Unrestricted			
	25	Temporarily restricted			
	26	Permanently restricted			
	Foundations that do not follow SFAS 117, check here ▶ <input checked="" type="checkbox"/> and complete lines 27 through 31.				
	27	Capital stock, trust principal, or current funds	0	0	
	28	Paid-in or capital surplus, or land, bldg , and equipment fund	0	0	
	29	Retained earnings, accumulated income, endowment, or other funds	2,247,902	2,554,593	
	30	Total net assets or fund balances (see page 17 of the instructions)	2,247,902	2,554,593	
	31	Total liabilities and net assets/fund balances (see page 17 of the instructions)	2,247,902	2,554,593	

Part III Analysis of Changes in Net Assets or Fund Balances		
1	Total net assets or fund balances at beginning of year—Part II, column (a), line 30 (must agree with end-of-year figure reported on prior year’s return)	1 2,247,902
2	Enter amount from Part I, line 27a	2 306,691
3	Other increases not included in line 2 (itemize) ▶ _____	3 0
4	Add lines 1, 2, and 3	4 2,554,593
5	Decreases not included in line 2 (itemize) ▶ _____	5 0
6	Total net assets or fund balances at end of year (line 4 minus line 5)—Part II, column (b), line 30	6 2,554,593

Part IV Capital Gains and Losses for Tax on Investment Income

(a) List and describe the kind(s) of property sold (e g , real estate, 2-story brick warehouse, or common stock, 200 shs MLC Co)		(b) How acquired P—Purchase D—Donation	(c) Date acquired (mo , day, yr)	(d) Date sold (mo , day, yr)
1a	See Additional Data Table			
b				
c				
d				
e				
(e) Gross sales price		(f) Depreciation allowed (or allowable)	(g) Cost or other basis plus expense of sale	(h) Gain or (loss) (e) plus (f) minus (g)
a	See Additional Data Table			
b				
c				
d				
e				
Complete only for assets showing gain in column (h) and owned by the foundation on 12/31/69			(i) Gains (Col (h) gain minus col (k), but not less than -0-) or Losses (from col (h))	
(i) F M V as of 12/31/69		(j) Adjusted basis as of 12/31/69	(k) Excess of col (i) over col (j), if any	
a	See Additional Data Table			
b				
c				
d				
e				
2	Capital gain net income or (net capital loss) { If gain, also enter in Part I, line 7 If (loss), enter -0- in Part I, line 7 }			2341,076
3	Net short-term capital gain or (loss) as defined in sections 1222(5) and (6) If gain, also enter in Part I, line 8, column (c) (see pages 13 and 17 of the instructions) If (loss), enter -0- in Part I, line 8 }			3

Part V Qualification Under Section 4940(e) for Reduced Tax on Net Investment Income

(For optional use by domestic private foundations subject to the section 4940(a) tax on net investment income)

If section 4940(d)(2) applies, leave this part blank

Was the foundation liable for the section 4942 tax on the distributable amount of any year in the base period? ☐ Yes ☒ No
If "Yes," the foundation does not qualify under section 4940(e) Do not complete this part

1 Enter the appropriate amount in each column for each year, see page 18 of the instructions before making any entries

(a) Base period years Calendar year (or tax year beginning in)	(b) Adjusted qualifying distributions	(c) Net value of noncharitable-use assets	(d) Distribution ratio (col (b) divided by col (c))
2008	140,638	2,759,184	0 050971
2007	132,850	2,908,727	0 045673
2006	121,000	2,692,679	0 044937
2005	128,500	2,583,162	0 049745
2004	118,795	2,583,354	0 045985
2	Total of line 1, column (d).		20 237311
3	Average distribution ratio for the 5-year base period—divide the total on line 2 by 5, or by the number of years the foundation has been in existence if less than 5 years		30 047462
4	Enter the net value of noncharitable-use assets for 2009 from Part X, line 5.		42,451,210
5	Multiply line 4 by line 3.		5116,339
6	Enter 1% of net investment income (1% of Part I, line 27b).		63,984
7	Add lines 5 and 6.		7120,323
8	Enter qualifying distributions from Part XII, line 4. If line 8 is equal to or greater than line 7, check the box in Part VI, line 1b, and complete that part using a 1% tax rate See the Part VI instructions on page 18		8137,500

Part VI Excise Tax Based on Investment Income (Section 4940(a), 4940(b), 4940(e), or 4948—see page 18 of the instructions)		
1a Exempt operating foundations described in section 4940(d)(2), check here <input type="checkbox"/> and enter "N/A" on line 1 Date of ruling or determination letter _____ (attach copy of letter if necessary—see instructions)		
b Domestic foundations that meet the section 4940(e) requirements in Part V, check here <input checked="" type="checkbox"/> and enter 1% of Part I, line 27b		13,984
c All other domestic foundations enter 2% of line 27b Exempt foreign organizations enter 4% of Part I, line 12, col (b)		
2 Tax under section 511 (domestic section 4947(a)(1) trusts and taxable foundations only Others enter -0-)		0
3 Add lines 1 and 2.		13,984
4 Subtitle A (income) tax (domestic section 4947(a)(1) trusts and taxable foundations only Others enter -0-)		0
5 Tax based on investment income. Subtract line 4 from line 3 If zero or less, enter -0-		13,984
6 Credits/Payments		
a 2009 estimated tax payments and 2008 overpayment credited to 2009	6a2,480	
b Exempt foreign organizations—tax withheld at source	6b	
c Tax paid with application for extension of time to file (Form 8868)	6c	
d Backup withholding erroneously withheld	6d	
7 Total credits and payments Add lines 6a through 6d.		2,480
8 Enter any penalty for underpayment of estimated tax Check here <input type="checkbox"/> if Form 2220 is attached		14
9 Tax due. If the total of lines 5 and 8 is more than line 7, enter amount owed		1,518
10 Overpayment. If line 7 is more than the total of lines 5 and 8, enter the amount overpaid.		
11 Enter the amount of line 10 to be Credited to 2010 estimated tax <input checked="" type="checkbox"/> Refunded <input type="checkbox"/>		

Part VII-A Statements Regarding Activities			
1a During the tax year, did the foundation attempt to influence any national, state, or local legislation or did it participate or intervene in any political campaign?		1a	No
b Did it spend more than \$100 during the year (either directly or indirectly) for political purposes (see page 19 of the instructions for definition)? If the answer is "Yes" to 1a or 1b, attach a detailed description of the activities and copies of any materials published or distributed by the foundation in connection with the activities.		1b	No
c Did the foundation file Form 1120-POL for this year?.		1c	No
d Enter the amount (if any) of tax on political expenditures (section 4955) imposed during the year (1) On the foundation <input checked="" type="checkbox"/> \$ 0 (2) On foundation managers <input checked="" type="checkbox"/> \$ 0			
e Enter the reimbursement (if any) paid by the foundation during the year for political expenditure tax imposed on foundation managers <input checked="" type="checkbox"/> \$ 0			
2 Has the foundation engaged in any activities that have not previously been reported to the IRS? If "Yes," attach a detailed description of the activities.		2	No
3 Has the foundation made any changes, not previously reported to the IRS, in its governing instrument, articles of incorporation, or bylaws, or other similar instruments? If "Yes," attach a conformed copy of the changes		3	No
4a Did the foundation have unrelated business gross income of \$1,000 or more during the year?.		4a	No
b If "Yes," has it filed a tax return on Form 990-T for this year?.		4b	
5 Was there a liquidation, termination, dissolution, or substantial contraction during the year? If "Yes," attach the statement required by General Instruction T.		5	No
6 Are the requirements of section 508(e) (relating to sections 4941 through 4945) satisfied either • By language in the governing instrument, or • By state legislation that effectively amends the governing instrument so that no mandatory directions that conflict with the state law remain in the governing instrument?		6	Yes
7 Did the foundation have at least \$5,000 in assets at any time during the year? If "Yes," complete Part II, col (c), and Part XV		7	Yes
8a Enter the states to which the foundation reports or with which it is registered (see page 19 of the instructions) <input checked="" type="checkbox"/> NC			
b If the answer is "Yes" to line 7, has the foundation furnished a copy of Form 990-PF to the Attorney General (or designate) of each state as required by General Instruction G? If "No," attach explanation .		8b	Yes
9 Is the foundation claiming status as a private operating foundation within the meaning of section 4942(j)(3) or 4942(j)(5) for calendar year 2009 or the taxable year beginning in 2009 (see instructions for Part XIV on page 27)? If "Yes," complete Part XIV		9	No
10 Did any persons become substantial contributors during the tax year? If "Yes," attach a schedule listing their names and addresses		10	No

Part VII-A

Statements Regarding Activities (continued)

11	At any time during the year, did the foundation, directly or indirectly, own a controlled entity within the meaning of section 512(b)(13)? If "Yes," attach schedule (see page 20 of the instructions).	11		No
12	Did the foundation acquire a direct or indirect interest in any applicable insurance contract before August 17, 2008?	12		No
13	Did the foundation comply with the public inspection requirements for its annual returns and exemption application? Website address N/A	13	Yes	
14	The books are in care of ETON ADVISORS LP Telephone no (919) 442-1541 Located at 1414 RALEIGH ROAD SUITE 445 CHAPEL HILL NC ZIP+4 27517			
15	Section 4947(a)(1) nonexempt charitable trusts filing Form 990-PF in lieu of Form 1041 —Check here and enter the amount of tax-exempt interest received or accrued during the year.			
		15		

Part VII-B

Statements Regarding Activities for Which Form 4720 May Be Required

File Form 4720 if any item is checked in the "Yes" column, unless an exception applies.			Yes	No
1a	During the year did the foundation (either directly or indirectly) (1) Engage in the sale or exchange, or leasing of property with a disqualified person? Yes No (2) Borrow money from, lend money to, or otherwise extend credit to (or accept it from) a disqualified person?. Yes No (3) Furnish goods, services, or facilities to (or accept them from) a disqualified person? Yes No (4) Pay compensation to, or pay or reimburse the expenses of, a disqualified person? Yes No (5) Transfer any income or assets to a disqualified person (or make any of either available for the benefit or use of a disqualified person)?. Yes No (6) Agree to pay money or property to a government official? (Exception. Check "No" if the foundation agreed to make a grant to or to employ the official for a period after termination of government service, if terminating within 90 days). Yes No			
b	If any answer is "Yes" to 1a(1)–(6), did any of the acts fail to qualify under the exceptions described in Regulations section 53.4941(d)-3 or in a current notice regarding disaster assistance (see page 20 of the instructions)?. Organizations relying on a current notice regarding disaster assistance check here.	1b		
c	Did the foundation engage in a prior year in any of the acts described in 1a, other than excepted acts, that were not corrected before the first day of the tax year beginning in 2009?.	1c		No
2	Taxes on failure to distribute income (section 4942) (does not apply for years the foundation was a private operating foundation defined in section 4942(j)(3) or 4942(j)(5))			
a	At the end of tax year 2009, did the foundation have any undistributed income (lines 6d and 6e, Part XIII) for tax year(s) beginning before 2009?. If "Yes," list the years 20____, 20____, 20____, 20____			
b	Are there any years listed in 2a for which the foundation is not applying the provisions of section 4942(a)(2) (relating to incorrect valuation of assets) to the year's undistributed income? (If applying section 4942(a)(2) to all years listed, answer "No" and attach statement—see page 20 of the instructions).	2b		
c	If the provisions of section 4942(a)(2) are being applied to any of the years listed in 2a, list the years here 20____, 20____, 20____, 20____			
3a	Did the foundation hold more than a 2% direct or indirect interest in any business enterprise at any time during the year?. Yes No			
b	If "Yes," did it have excess business holdings in 2009 as a result of (1) any purchase by the foundation or disqualified persons after May 26, 1969, (2) the lapse of the 5-year period (or longer period approved by the Commissioner under section 4943(c)(7)) to dispose of holdings acquired by gift or bequest, or (3) the lapse of the 10-, 15-, or 20-year first phase holding period? (Use Schedule C, Form 4720, to determine if the foundation had excess business holdings in 2009.).	3b		
4a	Did the foundation invest during the year any amount in a manner that would jeopardize its charitable purposes?	4a		No
b	Did the foundation make any investment in a prior year (but after December 31, 1969) that could jeopardize its charitable purpose that had not been removed from jeopardy before the first day of the tax year beginning in 2009?	4b		No

Part VII-B

Statements Regarding Activities for Which Form 4720 May Be Required (continued)

5a

During the year did the foundation pay or incur any amount to

(1) Carry on propaganda, or otherwise attempt to influence legislation (section 4945(e))?

Yes

No

(2) Influence the outcome of any specific public election (see section 4955), or to carry on, directly or indirectly, any voter registration drive?

Yes

No

(3) Provide a grant to an individual for travel, study, or other similar purposes?

Yes

No

(4) Provide a grant to an organization other than a charitable, etc , organization described in section 509(a)(1), (2), or (3), or section 4940(d)(2)? (see page 22 of the instructions).

Yes

No

(5) Provide for any purpose other than religious, charitable, scientific, literary, or educational purposes, or for the prevention of cruelty to children or animals?

Yes

No

b

If any answer is "Yes" to 5a(1)–(5), did **any** of the transactions fail to qualify under the exceptions described in Regulations section 53.4945 or in a current notice regarding disaster assistance (see page 22 of the instructions)?

Organizations relying on a current notice regarding disaster assistance check here.

c

If the answer is "Yes" to question 5a(4), does the foundation claim exemption from the tax because it maintained expenditure responsibility for the grant?

Yes

No

If "Yes," attach the statement required by Regulations section 53.4945–5(d).

6a

Did the foundation, during the year, receive any funds, directly or indirectly, to pay premiums on a personal benefit contract?

Yes

No

b

Did the foundation, during the year, pay premiums, directly or indirectly, on a personal benefit contract?

No

If "Yes" to 6b, file Form 8870.

7a

At any time during the tax year, was the foundation a party to a prohibited tax shelter transaction?

Yes

No

b

If yes, did the foundation receive any proceeds or have any net income attributable to the transaction?

5b

6b

No

7b

Part VIII

Information About Officers, Directors, Trustees, Foundation Managers, Highly Paid Employees, and Contractors

1

List all officers, directors, trustees, foundation managers and their compensation (see page 22 of the instructions).

(a) Name and address	(b) Title, and average hours per week devoted to position	(c) Compensation (If not paid, enter -0-)	(d) Contributions to employee benefit plans and deferred compensation	(e) Expense account, other allowances
CAROLYN J MANESS 4401 WOODSAGE DRIVE GREENSBORO, NC 27410	PRESIDENT/SECRETARY 0 00	0	0	0

2

Compensation of five highest-paid employees (other than those included on line 1—see page 23 of the instructions). If none, enter "NONE."

(a) Name and address of each employee paid more than \$50,000	(b) Title, and average hours per week devoted to position	(c) Compensation	(d) Contributions to employee benefit plans and deferred compensation	(e) Expense account, other allowances
NONE				

Total

number of other employees paid over \$50,000.

Form 990-PF (2009)

Part VIII

Information About Officers, Directors, Trustees, Foundation Managers, Highly Paid Employees, and Contractors (continued)

3 Five highest-paid independent contractors for professional services (see page 23 of the instructions). If none, enter "NONE".		
(a) Name and address of each person paid more than \$50,000	(b) Type of service	(c) Compensation
NONE		
Total number of others receiving over \$50,000 for professional services.		0

Part IX-A

Summary of Direct Charitable Activities

List the foundation's four largest direct charitable activities during the tax year. Include relevant statistical information such as the number of organizations and other beneficiaries served, conferences convened, research papers produced, etc.	Expenses
1	
2	
3	
4	

Part IX-B Summary of Program-Related Investments (see page 23 of the instructions)	
Describe the two largest program-related investments made by the foundation during the tax year on lines 1 and 2	Amount
1	
2	
All other program-related investments. See page 24 of the instructions.	
3	
Total. Add lines 1 through 3.	0

Part X

Minimum Investment Return (All domestic foundations must complete this part. Foreign foundations, see page 24 of the instructions.)

1	Fair market value of assets not used (or held for use) directly in carrying out charitable, etc , purposes		
a	Average monthly fair market value of securities.	1a	1,187,215
b	Average of monthly cash balances.	1b	548,959
c	Fair market value of all other assets (see page 24 of the instructions).	1c	752,364
d	Total (add lines 1a, b, and c).	1d	2,488,538
e	Reduction claimed for blockage or other factors reported on lines 1a and 1c (attach detailed explanation).	1e	0
2	Acquisition indebtedness applicable to line 1 assets.	2	0
3	Subtract line 2 from line 1d.	3	2,488,538
4	Cash deemed held for charitable activities Enter 1 1/2% of line 3 (for greater amount, see page 25 of the instructions).	4	37,328
5	Net value of noncharitable-use assets. Subtract line 4 from line 3 Enter here and on Part V, line 4	5	2,451,210
6	Minimum investment return. Enter 5% of line 5.	6	122,561

Part XI

Distributable Amount (see page 25 of the instructions) (Section 4942(j)(3) and (j)(5) private operating foundations and certain foreign organizations check here ☒ and do not complete this part.)

1	Minimum investment return from Part X, line 6.	1	122,561
2a	Tax on investment income for 2009 from Part VI, line 5.	2a	3,984
b	Income tax for 2009 (This does not include the tax from Part VI).	2b	
c	Add lines 2a and 2b.	2c	3,984
3	Distributable amount before adjustments Subtract line 2c from line 1.	3	118,577
4	Recoveries of amounts treated as qualifying distributions.	4	0
5	Add lines 3 and 4.	5	118,577
6	Deduction from distributable amount (see page 25 of the instructions).	6	0
7	Distributable amount as adjusted Subtract line 6 from line 5 Enter here and on Part XIII, line 1.	7	118,577

Part XII

Qualifying Distributions (see page 25 of the instructions)

1	Amounts paid (including administrative expenses) to accomplish charitable, etc , purposes		
a	Expenses, contributions, gifts, etc —total from Part I, column (d), line 26.	1a	137,500
b	Program-related investments—total from Part IX-B.	1b	0
2	Amounts paid to acquire assets used (or held for use) directly in carrying out charitable, etc , purposes.	2	
3	Amounts set aside for specific charitable projects that satisfy the		
a	Suitability test (prior IRS approval required).	3a	
b	Cash distribution test (attach the required schedule).	3b	
4	Qualifying distributions. Add lines 1a through 3b Enter here and on Part V, line 8, and Part XIII, line 4	4	137,500
5	Foundations that qualify under section 4940(e) for the reduced rate of tax on net investment income Enter 1% of Part I, line 27b (see page 26 of the instructions).	5	3,984
6	Adjusted qualifying distributions. Subtract line 5 from line 4.	6	133,516
Note: The amount on line 6 will be used in Part V, column (b), in subsequent years when calculating whether the foundation qualifies for the section 4940(e) reduction of tax in those years			

Part XIII

Undistributed Income (see page 26 of the instructions)

	(a) Corpus	(b) Years prior to 2008	(c) 2008	(d) 2009
1	Distributable amount for 2009 from Part XI, line 7			
2	Undistributed income, if any, as of the end of 2008			
a	Enter amount for 2008 only. 135,457			
b	Total for prior years 20____, 20____, 20____ 0			
3	Excess distributions carryover, if any, to 2009			
a	From 2004.			
b	From 2005.			
c	From 2006.			
d	From 2007.			
e	From 2008.			
f	Total of lines 3a through e. 0			
4	Qualifying distributions for 2009 from Part XII, line 4 ▶ \$ 137,500			
a	Applied to 2008, but not more than line 2a 135,457			
b	Applied to undistributed income of prior years (Election required—see page 26 of the instructions) 0			
c	Treated as distributions out of corpus (Election required—see page 26 of the instructions). . . 0			
d	Applied to 2009 distributable amount. 2,043			
e	Remaining amount distributed out of corpus 0			
5	Excess distributions carryover applied to 2009 (If an amount appears in column (d), the same amount must be shown in column (a).) 0			
6	Enter the net total of each column as indicated below:			
a	Corpus Add lines 3f, 4c, and 4e Subtract line 5 0			
b	Prior years' undistributed income Subtract line 4b from line 2b. 0			
c	Enter the amount of prior years' undistributed income for which a notice of deficiency has been issued, or on which the section 4942(a) tax has been previously assessed. 0			
d	Subtract line 6c from line 6b Taxable amount—see page 27 of the instructions . . . 0			
e	Undistributed income for 2008 Subtract line 4a from line 2a Taxable amount—see page 27 of the instructions 0			
f	Undistributed income for 2009 Subtract lines 4d and 5 from line 1 This amount must be distributed in 2010 116,534			
7	Amounts treated as distributions out of corpus to satisfy requirements imposed by section 170(b)(1)(F) or 4942(g)(3) (see page 27 of the instructions) 0			
8	Excess distributions carryover from 2004 not applied on line 5 or line 7 (see page 27 of the instructions) 0			
9	Excess distributions carryover to 2010. Subtract lines 7 and 8 from line 6a 0			
10	Analysis of line 9			
a	Excess from 2005.			
b	Excess from 2006.			
c	Excess from 2007.			
d	Excess from 2008.			
e	Excess from 2009.			

Part XIVPrivate Operating Foundations (see page 27 of the instructions and Part VII-A, question 9)

1a

If the foundation has received a ruling or determination letter that it is a private operating foundation, and the ruling is effective for 2009, enter the date of the ruling.

b

Check box to indicate whether the organization is a private operating foundation described in section 4942(j)(3) or 4942(j)(5)

☐ 4942(j)(3) or ☐ 4942(j)(5)

2a	Enter the lesser of the adjusted net income from Part I or the minimum investment return from Part X for each year listed	Tax year	Prior 3 years			(e) Total
		(a) 2009	(b) 2008	(c) 2007	(d) 2006	
b	85% of line 2a					
c	Qualifying distributions from Part XII, line 4 for each year listed					
d	Amounts included in line 2c not used directly for active conduct of exempt activities					
e	Qualifying distributions made directly for active conduct of exempt activities. Subtract line 2d from line 2c					
3	Complete 3a, b, or c for the alternative test relied upon					
a	"Assets" alternative test—enter					
	(1) Value of all assets					
	(2) Value of assets qualifying under section 4942(j)(3)(B)(i)					
b	"Endowment" alternative test— enter 2/3 of minimum investment return shown in Part X, line 6 for each year listed. . . .					
c	"Support" alternative test—enter					
	(1) Total support other than gross investment income (interest, dividends, rents, payments on securities loans (section 512(a)(5)), or royalties)					
	(2) Support from general public and 5 or more exempt organizations as provided in section 4942(j)(3)(B)(iii).					
	(3) Largest amount of support from an exempt organization					
	(4) Gross investment income					

Part XVSupplementary Information (Complete this part only if the organization had \$5,000 or more in assets at any time during the year—see page 27 of the instructions.)

1

Information Regarding Foundation Managers:

a

List any managers of the foundation who have contributed more than 2% of the total contributions received by the foundation before the close of any tax year (but only if they have contributed more than \$5,000) (See section 507(d)(2))

b

List any managers of the foundation who own 10% or more of the stock of a corporation (or an equally large portion of the ownership of a partnership or other entity) of which the foundation has a 10% or greater interest

2

Information Regarding Contribution, Grant, Gift, Loan, Scholarship, etc., Programs:

Check here ☒ if the foundation only makes contributions to preselected charitable organizations and does not accept unsolicited requests for funds. If the foundation makes gifts, grants, etc. (see page 28 of the instructions) to individuals or organizations under other conditions, complete items 2a, b, c, and d.

a

The name, address, and telephone number of the person to whom applications should be addressed

b

The form in which applications should be submitted and information and materials they should include

c

Any submission deadlines

d

Any restrictions or limitations on awards, such as by geographical areas, charitable fields, kinds of institutions, or other factors

Part XV

Supplementary Information (continued)

3 Grants and Contributions Paid During the Year or Approved for Future Payment

Recipient	If recipient is an individual, show any relationship to any foundation manager or substantial contributor	Foundation status of recipient	Purpose of grant or contribution	Amount
Name and address (home or business)				
a Paid during the year See Additional Data Table				
Total			▶ 3a	137,500
b Approved for future payment				
Total			▶ 3b	0

Enter gross amounts unless otherwise indicated	Unrelated business income		Excluded by section 512, 513, or 514		(e) Related or exempt function income (See page 28 of the instructions)
	(a) Business code	(b) Amount	(c) Exclusion code	(d) Amount	
1 Program service revenue					
a _____					
b _____					
c _____					
d _____					
e _____					
f _____					
g Fees and contracts from government agencies					
2 Membership dues and assessments. . . .					
3 Interest on savings and temporary cash investments					
4 Dividends and interest from securities. . . .			14	84,087	
5 Net rental income or (loss) from real estate					
a Debt-financed property.					
b Not debt-financed property.					
6 Net rental income or (loss) from personal property					
7 Other investment income.					
8 Gain or (loss) from sales of assets other than inventory			18	341,076	
9 Net income or (loss) from special events					
10 Gross profit or (loss) from sales of inventory. .					
11 Other revenue a _____					
b _____					
c _____					
d _____					
e _____					
12 Subtotal Add columns (b), (d), and (e). .		0		425,163	0
13 Total. Add line 12, columns (b), (d), and (e). 13					425,163

[illegible]



Part XVII Information Regarding Transfers To and Transactions and Relationships With Noncharitable Exempt Organizations

1 Did the organization directly or indirectly engage in any of the following with any other organization described in section 501(c) of the Code (other than section 501(c)(3) organizations) or in section 527, relating to political organizations?		Yes	No
a Transfers from the reporting foundation to a noncharitable exempt organization of			
(1) Cash.	1a(1)		No
(2) Other assets.	1a(2)		No
b Other transactions			
(1) Sales of assets to a noncharitable exempt organization.	1b(1)		No
(2) Purchases of assets from a noncharitable exempt organization.	1b(2)		No
(3) Rental of facilities, equipment, or other assets.	1b(3)		No
(4) Reimbursement arrangements.	1b(4)		No
(5) Loans or loan guarantees.	1b(5)		No
(6) Performance of services or membership or fundraising solicitations.	1b(6)		No
c Sharing of facilities, equipment, mailing lists, other assets, or paid employees.	1c		No
d If the answer to any of the above is "Yes," complete the following schedule. Column (b) should always show the fair market value of the goods, other assets, or services given by the reporting foundation. If the foundation received less than fair market value in any transaction or sharing arrangement, show in column (d) the value of the goods, other assets, or services received.			

[illegible]

2a Is the foundation directly or indirectly affiliated with, or related to, one or more tax-exempt organizations described in section 501(c) of the Code (other than section 501(c)(3)) or in section 527? ☐ Yes ☒ No

b If "Yes," complete the following schedule		
(a) Name of organization	(b) Type of organization	(c) Description of relationship

<p>Under penalties of perjury, I declare that I have examined this return, including accompanying schedules and statements, and to the best of my knowledge and belief, it is true, correct, and complete Declaration of preparer (other than taxpayer or fiduciary) is based on all information of which preparer has any knowledge</p>				
<p>*****</p>		<p>2010-05-10</p>		<p>*****</p>
<p>Signature of officer or trustee</p>		<p>Date</p>		<p>Title</p>
<p>Sign Here</p> <p>Paid Preparer's Use Only</p>	<p>Preparer's Signature  H BERT STOKES</p>		<p>Date</p>	
	<p>Check if self-employed <input checked="checked" type="checkbox"/></p>		<p>Preparer's identifying number (see Signature on page 30 of the instructions)</p>	
	<p>Firm's name (or yours if self-employed), address, and ZIP code</p> <p>Davenport Marvin Joyce & Co LLP</p> <p>703 Green Valley Road Suite 201</p> <p>Greensboro, NC 27408</p>		<p>EIN </p> <p>Phone no (336) 275-9886</p>	

<div>Schedule B</div> <div>(Form 990, 990-EZ, or 990-PF)</div> <div>Department of the Treasury Internal Revenue Service</div>	<div>Schedule of Contributors</div> <div>▶ Attach to Form 990, 990-EZ, or 990-PF.</div>	<div>OMB No 1545-0047</div>
		<div>2009</div>

<div>Name of organization</div> <div>JOHN R & CAROLYN J MANESS FAMILY FOUND CO ETON ADVISORS LP</div>	<div>Employer identification number</div> <div>56-1949954</div>
---	---

Organization type (check one)

Filers of:	Section:
Form 990 or 990-EZ	<div><input type="checkbox"/> 501(c)() (enter number) organization</div> <div><input type="checkbox"/> 4947(a)(1) nonexempt charitable trust not treated as a private foundation</div> <div><input type="checkbox"/> 527 political organization</div>
Form 990-PF	<div><input checked="" type="checkbox"/> 501(c)(3) exempt private foundation</div> <div><input type="checkbox"/> 4947(a)(1) nonexempt charitable trust treated as a private foundation</div> <div><input type="checkbox"/> 501(c)(3) taxable private foundation</div>

Check if your organization is covered by the **General Rule** or a **Special Rule**.
Note. Only a section 501(c)(7), (8), or (10) organization can check boxes for both the General Rule and a Special Rule See instructions

General Rule—

- ☒ For an organization filing Form 990, 990-EZ, or 990-PF that received, during the year, \$5,000 or more (in money or property) from any one contributor Complete Parts I and II

Special Rules

- ☐ For a section 501(c)(3) organization filing Form 990 or 990-EZ, that met the 33¹/₃% support test of the regulations under sections 509(a)(1) and 170(b)(1)(A)(vi), and received from any one contributor, during the year, a contribution of the greater of **(1)** \$5,000 or **(2)** 2% of the amount on (i) Form 990, Part VIII, line 1h, or (ii) Form 990-EZ, line 1 Complete Parts I and II
- ☐ For a section 501(c)(7), (8), or (10) organization filing Form 990, or 990-EZ, that received from any one contributor, during the year, aggregate contributions of more than \$1,000 for use *exclusively* for religious, charitable, scientific, literary, or educational purposes, or the prevention of cruelty to children or animals Complete Parts I, II, and III
- ☐ For a section 501(c)(7), (8), or (10) organization filing Form 990, or 990-EZ, that received from any one contributor, during the year, contributions for use *exclusively* for religious, charitable, etc , purposes, but these contributions did not aggregate to more than \$1,000 If this box is checked, enter here the total contributions that were received during the year for an *exclusively* religious, charitable, etc , purpose Do not complete any of the parts unless the **General Rule** applies to this organization because it received nonexclusively religious, charitable, etc , contributions of \$5,000 or more during the year ▶ \$ _____

Caution. An Organization that is not covered by the General Rule and/or the Special Rules does not file Schedule B (Form 990, 990-EZ, or 990-PF), but it **must** answer “No” on Part IV, line 2 of its Form 990, or check the box in the heading of its Form 990-EZ, or on line 2 of its Form 990-PF, to certify that it does not meet the filing requirements of Schedule B (Form 990, 990-EZ, or 990-PF)

Name of organization JOHN R & CAROLYN J MANESS FAMILY FOUND CO ETON ADVISORS LP	Employer identification number 56-1949954
--	---

Part I

Contributors (see instructions)

(a) No.	(b) Name, address, and ZIP + 4	(c) Aggregate contributions	(d) Type of contribution
1	CAROLYN J MANESS LIVING TRUST 4401 WOODSAGE DRIVE GREENSBORO, NC 27410 	\$ 50,000	Person <input checked="" type="checkbox"/> Payroll <input type="checkbox"/> Noncash <input type="checkbox"/> (Complete Part II if there is a noncash contribution)
		\$	Person <input type="checkbox"/> Payroll <input type="checkbox"/> Noncash <input type="checkbox"/> (Complete Part II if there is a noncash contribution)
		\$	Person <input type="checkbox"/> Payroll <input type="checkbox"/> Noncash <input type="checkbox"/> (Complete Part II if there is a noncash contribution)
		\$	Person <input type="checkbox"/> Payroll <input type="checkbox"/> Noncash <input type="checkbox"/> (Complete Part II if there is a noncash contribution)
		\$	Person <input type="checkbox"/> Payroll <input type="checkbox"/> Noncash <input type="checkbox"/> (Complete Part II if there is a noncash contribution)
		\$	Person <input type="checkbox"/> Payroll <input type="checkbox"/> Noncash <input type="checkbox"/> (Complete Part II if there is a noncash contribution)
		\$	Person <input type="checkbox"/> Payroll <input type="checkbox"/> Noncash <input type="checkbox"/> (Complete Part II if there is a noncash contribution)
		\$	Person <input type="checkbox"/> Payroll <input type="checkbox"/> Noncash <input type="checkbox"/> (Complete Part II if there is a noncash contribution)
		\$	Person <input type="checkbox"/> Payroll <input type="checkbox"/> Noncash <input type="checkbox"/> (Complete Part II if there is a noncash contribution)

Name of organization JOHN R & CAROLYN J MANESS FAMILY FOUND CO ETON ADVISORS LP	Employer identification number 56-1949954
--	---

Part II

Noncash Property (see Instructions)

(a) No. from Part I	(b) Description of noncash property given	(c) FMV (or estimate) (see instructions)	(d) Date received
_____	_____ _____ _____ _____	\$ _____	_____
(a) No. from Part I	(b) Description of noncash property given	(c) FMV (or estimate) (see instructions)	(d) Date received
_____	_____ _____ _____ _____	\$ _____	_____
(a) No. from Part I	(b) Description of noncash property given	(c) FMV (or estimate) (see instructions)	(d) Date received
_____	_____ _____ _____ _____	\$ _____	_____
(a) No. from Part I	(b) Description of noncash property given	(c) FMV (or estimate) (see instructions)	(d) Date received
_____	_____ _____ _____ _____	\$ _____	_____
(a) No. from Part I	(b) Description of noncash property given	(c) FMV (or estimate) (see instructions)	(d) Date received
_____	_____ _____ _____ _____	\$ _____	_____
(a) No. from Part I	(b) Description of noncash property given	(c) FMV (or estimate) (see instructions)	(d) Date received
_____	_____ _____ _____ _____	\$ _____	_____

Name of organization JOHN R & CAROLYN J MANESS FAMILY FOUND CO ETON ADVISORS LP	Employer identification number 56-1949954
--	---

Part III

Exclusively religious, charitable, etc., individual contributions to section 501(c)(7), (8), or (10) organizations aggregating more than \$1,000 for the year. (Complete columns (a) through (e) and the following line entry)
For organizations completing Part III, enter the total of *exclusively* religious, charitable, etc , contributions of **\$1,000 or less** for the year (Enter this information once See instructions) ► \$

(a) No. from Part I	(b) Purpose of gift	(c) Use of gift	(d) Description of how gift is held
—	<div></div> <div></div> <div></div>	<div></div> <div></div> <div></div>	<div></div> <div></div> <div></div>
	(e) Transfer of gift		
	<div>Transferee's name, address, and ZIP 4</div> <div>Relationship of transferor to transferee</div> <div></div> <div></div> <div></div>		
—	<div></div> <div></div> <div></div>	<div></div> <div></div> <div></div>	<div></div> <div></div> <div></div>
	(e) Transfer of gift		
	<div>Transferee's name, address, and ZIP 4</div> <div>Relationship of transferor to transferee</div> <div></div> <div></div> <div></div>		
—	<div></div> <div></div> <div></div>	<div></div> <div></div> <div></div>	<div></div> <div></div> <div></div>
	(e) Transfer of gift		
	<div>Transferee's name, address, and ZIP 4</div> <div>Relationship of transferor to transferee</div> <div></div> <div></div> <div></div>		
—	<div></div> <div></div> <div></div>	<div></div> <div></div> <div></div>	<div></div> <div></div> <div></div>
	(e) Transfer of gift		
	<div>Transferee's name, address, and ZIP 4</div> <div>Relationship of transferor to transferee</div> <div></div> <div></div> <div></div>		
—	<div></div> <div></div> <div></div>	<div></div> <div></div> <div></div>	<div></div> <div></div> <div></div>
	(e) Transfer of gift		
	<div>Transferee's name, address, and ZIP 4</div> <div>Relationship of transferor to transferee</div> <div></div> <div></div> <div></div>		

Additional Data

Software ID: 09000028

Software Version: 2009.03040

EIN: 56-1949954

Name: JOHN R & CAROLYN J MANESS FAMILY FOUND
CO ETON ADVISORS LP

Form 990PF Part IV - Capital Gains and Losses for Tax on Investment Income - Columns a - d

(a) List and describe the kind(s) of property sold (e g , real estate, 2-story brick warehouse, or common stock, 200 shs MLC Co)	(b) How acquired P—Purchase D—Donation	(c) Date acquired (mo , day, yr)	(d) Date sold (mo , day, yr)
290 ADECCO SA - REG		2009-10-28	2009-06-16
35 ADECCO SA - REG		2009-01-15	2009-06-16
85 ADECCO SA - REG		2009-03-12	2009-06-16
95 AKZO NOBEL NV		2008-11-06	2009-04-24
110 AKZO NOBEL NV		2008-11-06	2009-06-16
20 AKZO NOBEL NV		2009-01-15	2009-06-16
145 ALLERGAN INC COMMON		2008-10-28	2009-05-20
220 ANHEUSER-BUSCH INBEV N V		2009-03-12	2009-06-16
175 ARCELORMITTAL		2008-10-28	2009-01-15
170 ASML HOLDING NV		2008-10-28	2009-05-20
275 ASML HOLDING NV		2008-10-28	2009-06-16
90 ASML HOLDING NV		2009-01-15	2009-06-16
95 ASML HOLDING NV		2009-03-12	2009-06-16
735 ASSOCIATED BRITISH FOODS		2008-10-28	2009-03-12
100 ASSOCIATED BRITISH FOODS		2009-01-15	2009-03-12
475 AXA (EUR)		2008-10-28	2009-04-24
50 AXA (EUR)		2009-01-15	2009-04-24
205 AXA (EUR)		2009-03-12	2009-04-24
467 BANCO BILBAO VISCAYA		2008-10-28	2009-04-24
0 42 BANCO BILBAO VISCAYA		2008-10-28	2009-04-28
0 5 BANK OF EAST ASIA LTD		2008-10-29	2009-04-24
2788 BANK OF EAST ASIA LTD		2008-10-29	2009-06-16
995 BANK OF EAST ASIA LTD		2009-04-27	2009-06-16
3150 BARCLAYS BANK LTD ORD		2008-10-28	2009-01-27
580 BARCLAYS BANK LTD ORD		2009-04-24	2009-05-20
2490 BARCLAYS BANK LTD ORD		2009-04-24	2009-06-16
5000 BELGIUM KINGDOM DTD 3/16/2005 3 75% 9/28/2015		2008-10-28	2009-01-15
23000 BELGIUM KINGDOM DTD		2008-10-28	2009-06-16
5000 BELGIUM KINGDOM DTD 3/16/2005 3 75% 9/28/2015		2009-03-12	2009-06-16
80 BNP PARIBAS		2008-10-28	2009-05-20

Form 990PF Part IV - Capital Gains and Losses for Tax on Investment Income - Columns e - h

(e) Gross sales price	(f) Depreciation allowed (or allowable)	(g) Cost or other basis plus expense of sale	(h) Gain or (loss) (e) plus (f) minus (g)
12,592		9,201	3,391
1,520		1,067	453
3,691		2,420	1,271
3,979		3,678	301
5,115		4,259	856
930		792	138
6,612		4,885	1,727
7,291		6,143	1,148
3,935		3,621	314
3,501		2,686	815
5,734		4,345	1,389
1,877		1,467	410
1,981		1,550	431
6,364		7,460	-1,096
866		1,004	-138
7,518		7,448	70
791		815	-24
3,244		1,993	1,251
4,927		4,274	653
4		4	0
1		1	0
8,577		4,829	3,748
3,061		2,444	617
4,000		9,222	-5,222
2,647		1,938	709
11,321		8,320	3,001
6,662		6,135	527
32,200		28,220	3,980
7,000		6,498	502
5,161		5,138	23

Form 990PF Part IV - Capital Gains and Losses for Tax on Investment Income - Columns i - l

Complete only for assets showing gain in column (h) and owned by the foundation on 12/31/69			(l) Gains (Col (h) gain minus col (k), but not less than -0-) or Losses (from col (h))
(i) FM V as of 12/31/69	(j) Adjusted basis as of 12/31/69	(k) Excess of col (i) over col (j), if any	
			3,391
			453
			1,271
			301
			856
			138
			1,727
			1,148
			314
			815
			1,389
			410
			431
			-1,096
			-138
			70
			-24
			1,251
			653
			0
			0
			3,748
			617
			-5,222
			709
			3,001
			527
			3,980
			502
			23

Form 990PF Part IV - Capital Gains and Losses for Tax on Investment Income - Columns a - d

(a) List and describe the kind(s) of property sold (e g , real estate, 2-story brick warehouse, or common stock, 200 shs MLC Co)	(b) How acquired P—Purchase D—Donation	(c) Date acquired (mo , day, yr)	(d) Date sold (mo , day, yr)
110 BNP PARIBAS		2008-10-28	2009-06-16
115 BNP PARIBAS		2009-01-15	2009-06-16
140 BNP PARIBAS		2009-03-12	2009-06-16
0 54 BNP PARIBAS		2009-06-16	2009-06-25
2 46 BNP PARIBAS		2009-06-16	2009-06-26
2 47 BNP PARIBAS		2009-06-16	2009-06-26
2 36 BNP PARIBAS		2009-06-16	2009-06-26
1 72 BNP PARIBAS		2009-06-16	2009-06-26
0 BNP PARIBAS		2009-06-26	2009-06-26
1,025 BRITISH LAND COMPANY PLC		2009-04-24	2009-06-16
250 BRITISH LAND COMPANY PLC		2009-05-20	2009-06-16
2,040 BRITISH SKY BROADCASTING		2008-10-28	2009-06-16
5,000 BUNDESREPUB DEUTSCHLAND		2008-10-28	2009-01-15
19,000 BUNDERSREPUB DEUTSCHLAND		2008-10-28	2009-06-16
4,000 BUNDERSREPUB DEUTSCHLAND		2009-03-12	2009-06-16
85 CANADIAN NATL RAILWAY CO		2008-10-28	2009-05-20
210 CANADIAN NATL RAILWAY CO		2008-10-28	2009-06-15
35 CANADIAN NATL RAILWAY CO		2009-01-15	2009-06-15
925 CAPITALAND LTD		2009-04-27	2009-05-20
3,925 CAPITALAND LTD		2009-04-27	2009-06-16
25,000 CITIGROUP INC		2008-10-28	2009-02-18
230 COACH INC		2008-10-28	2009-05-20
265 COMCAST CORP		2008-10-28	2009-05-20
325 CONSTELLATION BRANDS INC A USD		2008-10-28	2009-03-11
240 CREDIT SUISSE GROUP REG'D CHF		2008-10-28	2009-03-12
30 CREDIT SUISSE GROUP REG'D CHF		2009-01-15	2009-03-12
420 CRH PLC EUR		2008-10-28	2009-06-16
55 CRH PLC EUR		2009-01-15	2009-06-16
119 37 CRH PLC - NPR RTS EXP EUR		2008-10-28	2009-03-18
15 63 CRH PLC - NPR RTS EXP EUR		2009-01-15	2009-03-18

Form 990PF Part IV - Capital Gains and Losses for Tax on Investment Income - Columns e - h

(e) Gross sales price	(f) Depreciation allowed (or allowable)	(g) Cost or other basis plus expense of sale	(h) Gain or (loss) (e) plus (f) minus (g)
7,400		7,064	336
7,736		4,529	3,207
9,418		4,910	4,508
35			35
163			163
163			163
156			156
114			114
			0
6,700		6,594	106
1,634		1,665	-31
14,553		11,350	3,203
7,999		7,150	849
30,451		27,172	3,279
6,411		6,172	239
3,503		3,209	294
8,796		7,927	869
1,466		1,184	282
2,128		1,609	519
9,687		6,826	2,861
18,625		19,273	-648
5,821		4,046	1,775
3,973		3,798	175
4,161		4,086	75
5,650		7,560	-1,910
706		702	4
10,349		7,970	2,379
1,355		1,277	78
736			736
96			96

Form 990PF Part IV - Capital Gains and Losses for Tax on Investment Income - Columns i - l

Complete only for assets showing gain in column (h) and owned by the foundation on 12/31/69			(l) Gains (Col (h) gain minus col (k), but not less than -0-) or Losses (from col (h))
(i) FMV as of 12/31/69	(j) Adjusted basis as of 12/31/69	(k) Excess of col (i) over col (j), if any	
			336
			3,207
			4,508
			35
			163
			163
			156
			114
			0
			106
			-31
			3,203
			849
			3,279
			239
			294
			869
			282
			519
			2,861
			-648
			1,775
			175
			75
			-1,910
			4
			2,379
			78
			736
			96

Form 990PF Part IV - Capital Gains and Losses for Tax on Investment Income - Columns a - d

(a) List and describe the kind(s) of property sold (e g , real estate, 2-story brick warehouse, or common stock, 200 shs MLC Co)	(b) How acquired P—Purchase D—Donation	(c) Date acquired (mo , day, yr)	(d) Date sold (mo , day, yr)
4,000 DEUTSCHLAND REP SER 99 DTD EUR		2008-10-28	2009-01-15
16,000 DEUTSCHLAND REP SER 99 DTD EUR		2008-10-28	2009-06-16
1,500 ESPRIT HOLDINGS LTD HKD		2008-10-28	2009-04-27
500 ESPRIT HOLDINGS LTD		2009-01-16	2009-04-27
100 FEDEX CORPORATION		2008-10-28	2009-04-24
6000 FRANCE (GOVT OF) DTD		2008-10-28	2009-01-15
23000 FRANCE (GOVT OF) DTD 10/25/2003 4% 10/25/2014		2008-10-28	2009-06-16
5000 FRANCE (GOVT OF) DTD 10/25/2003 4% 10/25/2014		2009-03-12	2009-06-16
20000 FRANCE (GOVT OF) DTD 4/25/2001 5% 4/25/2012		2008-10-28	2009-06-16
17000 FRANCE O A T REPUBLIC (EUR) DTD 1/27/1992 8 5%		2008-10-28	2009-06-16
20000 FREDDIE MAC DTD 6/15/2001 6% 6/15/2011 SEMI-ANNUALLY		2008-10-28	2009-01-15
5000 FREDDIE MAC DTD 6/15/2001		2008-10-28	2009-03-12
95 GENENTECH INC		2008-10-28	2009-03-27
15 GENENTECH INC		2009-01-15	2009-03-27
20000 GENERAL ELEC CAP CORP SER MTNA DTD 12/6/2002 5 45%		2008-10-28	2009-01-15
60000 GENERAL ELEC CAP CORP SER MTNA DTD 12/6/2002 5 45%		2008-10-28	2009-03-12
1445 HOME RETAIL GROUP (GBP)		2009-04-24	2009-06-16
655 HOME RETAIL GROUP (GBP)		2009-05-20	2009-06-16
220 IMPERIAL TOBACCO GROUP PLC GBP		2008-11-06	2009-06-16
80 IMPERIAL TOBACCO GROUP PLC GBP		2008-11-17	2009-06-16
35 IMPERIAL TOBACCO GROUP PLC GBP		2009-01-15	2009-06-16
90 IMPERIAL TOBACCO GROUP PLC GBP		2009-03-12	2009-06-16
150 IMPERIAL TOBACCO GROUP PLC GBP		2009-05-20	2009-06-16
200 INDITEX EUR		2008-10-28	2009-06-16
25 INDITEX EUR		2009-01-15	2009-06-16
105 INDITEX		2009-03-12	2009-06-16
510 ING GROEP NV (CERT OF SHARES)SE 7154182		2008-10-28	2009-06-16
440 ING GROEP NV (CERT OF SHARES)SE 7154182		2008-11-06	2009-06-16
245 ING GROEP NV (CERT OF SHARES)SE 7154182		2009-03-12	2009-06-16
180 ING GROEP NV (CERT OF SHARES)SE 7154182		2009-04-24	2009-06-16

Form 990PF Part IV - Capital Gains and Losses for Tax on Investment Income - Columns e - h

(e) Gross sales price	(f) Depreciation allowed (or allowable)	(g) Cost or other basis plus expense of sale	(h) Gain or (loss) (e) plus (f) minus (g)
5,459		5,168	291
22,778		20,671	2,107
8,692		6,787	1,905
2,897		2,575	322
5,468		5,587	-119
8,409		7,627	782
33,356		29,238	4,118
7,251		6,823	428
29,983		26,462	3,521
33,981		30,415	3,566
22,042		21,238	804
5,467		5,310	157
9,025		7,509	1,516
1,425		1,265	160
20,358		18,642	1,716
53,320		55,925	-2,605
6,095		5,947	148
2,763		2,510	253
5,723		5,728	-5
2,081		1,913	168
911		964	-53
2,341		2,060	281
3,902		3,840	62
9,417		6,220	3,197
1,177		923	254
4,944		3,497	1,447
5,219		3,665	1,554
4,502		4,720	-218
2,507		925	1,582
1,842		1,481	361

Form 990PF Part IV - Capital Gains and Losses for Tax on Investment Income - Columns i - l

Complete only for assets showing gain in column (h) and owned by the foundation on 12/31/69			(l) Gains (Col (h) gain minus col (k), but not less than -0-) or Losses (from col (h))
(i) FMV as of 12/31/69	(j) Adjusted basis as of 12/31/69	(k) Excess of col (i) over col (j), if any	
			291
			2,107
			1,905
			322
			-119
			782
			4,118
			428
			3,521
			3,566
			804
			157
			1,516
			160
			1,716
			-2,605
			148
			253
			-5
			168
			-53
			281
			62
			3,197
			254
			1,447
			1,554
			-218
			1,582
			361

Form 990PF Part IV - Capital Gains and Losses for Tax on Investment Income - Columns a - d

(a) List and describe the kind(s) of property sold (e g , real estate, 2-story brick warehouse, or common stock, 200 shs MLC Co)	(b) How acquired P—Purchase D—Donation	(c) Date acquired (mo , day, yr)	(d) Date sold (mo , day, yr)
1198 ISHARES RUSSELL 1000		2008-10-28	2009-01-15
140 KOMATSU LTD - SPONS ADR		2008-10-28	2009-03-11
20 KOMATSU LTD - SPONS ADR		2009-01-15	2009-03-11
130 KONINKLIJKE AHOLD NV		2008-10-28	2009-01-15
870 KONINKLIJKE AHOLD NV		2008-10-28	2009-03-12
20 MEDCO HEALTH SOLUTIONS INC USD		2008-10-28	2009-01-15
195 MEDCO HEALTH SOLUTIONS INC USD		2008-10-28	2009-03-11
145 MEDTRONIC INC		1999-07-22	2009-04-24
50 MEDTRONIC INC		1999-09-27	2009-04-24
50 MEDTRONIC INC		2001-05-07	2009-04-24
60 MEDTRONIC INC		2008-11-17	2009-04-24
45 MEDTRONIC INC		2009-01-15	2009-04-24
50 MEDTRONIC INC		2009-03-11	2009-04-24
150 MILLIPORE CORP		2008-10-28	2009-01-15
1625 MITSUBISHI UFJ FINL GRP		2008-10-28	2009-05-20
135 MITSUBISHI UFJ FINL GRP		2008-11-06	2009-05-20
805 MITSUBISHI UFJ FINL GRP		2009-01-15	2009-05-20
215 MORGAN STANLEY		2008-10-28	2009-04-24
65 MORGAN STANLEY		2008-10-28	2009-05-20
45 MUENCHENER RUECKVER AG -		2008-10-28	2009-03-12
75 MUENCHENER RUECKVER AG -		2008-10-28	2009-06-16
15 MUENCHENER RUECKVER AG -EUR		2009-01-15	2009-06-16
10 MUENCHENER RUECKVER AG -EUR		2009-04-24	2009-06-16
485 NESTLE S A (CHF) CHF		2008-10-28	2009-03-12
5000 NETHERLANDS GOVERNMENT DTD EUR 2/15/2002 5% 7/15/2012		2008-10-28	2009-01-15
21000 NETHERLANDS GOVERNMENT DTD EUR 2/15/2002 5% 7/15/2012		2008-10-28	2009-06-16
5000 NETHERLANDS GOVERNMENT DTD EUR 2/15/2002 5% 7/15/2012		2009-03-12	2009-06-16
2090 NEW WORLD DEVELOPMENT HKD COMPANY LTD		2008-10-29	2009-05-20
6555 NEW WORLD DEVELOPMENT HKD COMPANY LTD		2008-10-29	2009-06-16
1080 NEW WORLD DEVELOPMENT HKD COMPANY LTD		2009-01-16	2009-06-16

Form 990PF Part IV - Capital Gains and Losses for Tax on Investment Income - Columns e - h

(e) Gross sales price	(f) Depreciation allowed (or allowable)	(g) Cost or other basis plus expense of sale	(h) Gain or (loss) (e) plus (f) minus (g)
41,976		42,608	-632
5,988		4,995	993
855		962	-107
1,453		1,325	128
9,693		8,867	826
839		646	193
7,232		6,299	933
4,327		5,276	-949
1,492		1,726	-234
1,492		2,239	-747
1,790		2,249	-459
1,343		1,439	-96
1,492		1,290	202
7,758		7,131	627
10,282		9,548	734
854		851	3
5,094		4,615	479
4,799		2,771	2,028
1,909		838	1,071
4,981		4,635	346
9,707		7,725	1,982
1,941		2,126	-185
1,294		1,260	34
14,877		18,024	-3,147
7,108		6,616	492
31,494		27,787	3,707
7,499		6,981	518
3,551		1,571	1,980
12,031		4,926	7,105
1,982		1,050	932

Form 990PF Part IV - Capital Gains and Losses for Tax on Investment Income - Columns i - l

Complete only for assets showing gain in column (h) and owned by the foundation on 12/31/69			(l) Gains (Col (h) gain minus col (k), but not less than -0-) or Losses (from col (h))
(i) FM V as of 12/31/69	(j) Adjusted basis as of 12/31/69	(k) Excess of col (i) over col (j), if any	
			-632
			993
			-107
			128
			826
			193
			933
			-949
			-234
			-747
			-459
			-96
			202
			627
			734
			3
			479
			2,028
			1,071
			346
			1,982
			-185
			34
			-3,147
			492
			3,707
			518
			1,980
			7,105
			932

Form 990PF Part IV - Capital Gains and Losses for Tax on Investment Income - Columns a - d

(a) List and describe the kind(s) of property sold (e g , real estate, 2-story brick warehouse, or common stock, 200 shs MLC Co)	(b) How acquired P—Purchase D—Donation	(c) Date acquired (mo , day, yr)	(d) Date sold (mo , day, yr)
335 NOBEL BIO CARE HOLDING AG CHF		2009-01-15	2009-06-16
620 NOKIA OYJ (EUR) (HELSINKI EXCHANGE)		2008-10-28	2009-06-16
95 NOKIA OYJ (EUR) (HELSINKI EXCHANGE)		2009-01-15	2009-06-16
205 NOKIA OYJ (EUR) (HELSINKI EXCHANGE)		2009-04-24	2009-06-16
85 NTT DOCOMO INC - SPON ADR		2008-10-28	2009-03-11
300 NTT DOCOMO INC - SPON ADR		2008-10-28	2009-04-24
180 PHILIP MORRIS INTERNATIONAL		2008-10-28	2009-05-20
275 PRINCIPAL FINANCIAL GROUP		2008-10-28	2009-05-20
65 PRINCIPAL FINANCIAL GROUP		2009-01-15	2009-05-20
5385 QANTAS AIRWAYS LIMITED		2009-04-27	2009-06-16
465 QBE INSURANCE GROUP LTD		2009-05-20	2009-06-16
515 REED ELSEVIER NV		2008-11-06	2009-04-24
80 REED ELSEVIER NV		2009-01-15	2009-04-24
250 REED ELSEVIER NV		2009-03-12	2009-04-24
150 RIO TINTO LIMITED		2008-10-29	2009-06-16
45 RIO TINTO LIMITED		2008-11-07	2009-06-16
40 RIO TINTO LIMITED		2009-01-16	2009-06-16
125 ROCHE HOLDING AG -		2008-10-28	2009-06-16
25 ROCHE HOLDING AG -		2009-01-15	2009-06-16
10 ROCHE HOLDING AG -		2009-05-20	2009-06-16
105 SIEMENS AG REG'D		2008-10-28	2009-05-20
60 SIEMENS AG REG'D		2009-03-12	2009-05-20
2105 SPRINT NEXTEL CORP COMMON		2008-10-28	2009-04-24
25 SUNOCO INC		2008-10-28	2009-01-15
325 SUNOCO INC		2008-10-28	2009-03-11
5000 SWEDISH EXPORT CREDIT DTD		2008-10-31	2009-01-15
20000 SWEDISH EXPORT CREDIT DTD		2008-10-31	2009-03-12
25000 SWEDISH GOVERNMENT - SER		2008-10-28	2009-01-15
130000 SWEDISH GOVERNMENT - SER		2008-10-28	2009-06-16
970 TELEKOM AUSTRIA AG		2008-10-28	2009-06-16

Form 990PF Part IV - Capital Gains and Losses for Tax on Investment Income - Columns e - h

(e) Gross sales price	(f) Depreciation allowed (or allowable)	(g) Cost or other basis plus expense of sale	(h) Gain or (loss) (e) plus (f) minus (g)
7,799		5,994	1,805
9,190		9,125	65
1,408		1,294	114
3,039		2,876	163
1,195		1,378	-183
4,229		4,863	-634
7,588		7,231	357
5,864		5,190	674
1,386		1,057	329
9,336		7,392	1,944
7,266		7,680	-414
5,642		6,351	-709
876		959	-83
2,739		2,651	88
8,646		7,229	1,417
2,594		2,181	413
2,306		1,032	1,274
16,546		17,691	-1,145
3,309		3,782	-473
1,324		1,325	-1
7,871		4,796	3,075
4,498		3,321	1,177
8,588		6,408	2,180
980		650	330
9,149		8,447	702
5,146		5,053	93
20,402		20,212	190
3,409		3,355	54
17,943		17,447	496
13,936		11,058	2,878

Form 990PF Part IV - Capital Gains and Losses for Tax on Investment Income - Columns i - l

Complete only for assets showing gain in column (h) and owned by the foundation on 12/31/69			(l) Gains (Col (h) gain minus col (k), but not less than -0-) or Losses (from col (h))
(i) FMV as of 12/31/69	(j) Adjusted basis as of 12/31/69	(k) Excess of col (i) over col (j), if any	
			1,805
			65
			114
			163
			-183
			-634
			357
			674
			329
			1,944
			-414
			-709
			-83
			88
			1,417
			413
			1,274
			-1,145
			-473
			-1
			3,075
			1,177
			2,180
			330
			702
			93
			190
			54
			496
			2,878

Form 990PF Part IV - Capital Gains and Losses for Tax on Investment Income - Columns a - d

(a) List and describe the kind(s) of property sold (e g , real estate, 2-story brick warehouse, or common stock, 200 shs MLC Co)	(b) How acquired P—Purchase D—Donation	(c) Date acquired (mo , day, yr)	(d) Date sold (mo , day, yr)
95 TELEKOM AUSTRIA AG		2009-01-15	2009-06-16
815 TELENOR ASA		2009-03-12	2009-06-16
1135 TELENOR ASA		2009-04-24	2009-06-16
1805 TESCO PLC (GBP) COMMON		2008-10-28	2009-01-15
120 TOTAL SA (SEDOL B15C557)		2008-10-28	2009-01-15
390 TOTAL SA (SEDOL B15C557)		2008-10-28	2009-06-16
385 TULLOW OIL PLC		2008-10-28	2009-04-24
1025 TULLOW OIL PLC		2008-10-28	2009-06-16
105 TULLOW OIL PLC		2009-01-15	2009-06-16
7250 UBS US SMALL CAP GROWTH		2008-10-28	2009-06-25
0 46 UBS US SMALL CAP GROWTH		2008-12-19	2009-06-25
1606 UBS US SMALL CAP GROWTH		2009-01-15	2009-06-25
10000 UNITED STATES TREAS NOTE		2008-10-28	2009-01-15
60000 UNITED STATES TREAS NOTE		2008-10-28	2009-03-12
15000 US TREASURY N/B DTD		2008-10-28	2009-01-15
10000 US TREASURY N/B DTD		2008-10-28	2009-01-15
5000 US TREASURY N/B DTD		2008-10-28	2009-03-12
20000 US TREASURY N/B DTD		2008-10-28	2009-01-15
5000 US TREASURY N/B DTD		2008-10-28	2009-03-12
10000 US TREASURY N/B DTD		2008-10-28	2009-01-15
15000 US TREASURY N/B DTD		2008-10-28	2009-01-15
95 VMWARE INC - CLASS A		2008-10-28	2009-03-11
10040 VODAFONE GROUP PLC		2008-10-28	2009-06-16
1140 VODAFONE GROUP PLC		2009-01-15	2009-06-16
2165 VODAFONE GROUP PLC		2009-03-12	2009-06-16
210 WELLS FARGO & CO (NEW)		2008-10-28	2009-05-20
105 WYETH		2008-10-28	2009-01-15
195 WYETH		2008-10-28	2009-03-11
140 WYETH		2008-10-28	2009-04-24
190 WYETH		2008-10-28	2009-05-20

Form 990PF Part IV - Capital Gains and Losses for Tax on Investment Income - Columns e - h

(e) Gross sales price	(f) Depreciation allowed (or allowable)	(g) Cost or other basis plus expense of sale	(h) Gain or (loss) (e) plus (f) minus (g)
1,365		1,319	46
6,059		4,003	2,056
8,438		6,722	1,716
9,107		9,223	-116
5,814		5,727	87
21,364		18,614	2,750
4,503		2,631	1,872
15,587		7,004	8,583
1,597		1,018	579
64,163		58,508	5,655
4		4	0
14,213		12,414	1,799
10,323		10,351	-28
61,420		62,107	-687
17,916		16,061	1,855
10,459		10,409	50
5,184		5,205	-21
23,734		21,988	1,746
5,696		5,497	199
12,206		10,975	1,231
16,264		16,136	128
2,147		2,414	-267
18,589		17,548	1,041
2,111		2,217	-106
4,008		3,552	456
5,454		6,607	-1,153
3,987		3,281	706
8,061		6,093	1,968
5,922		4,374	1,548
8,456		5,937	2,519

Form 990PF Part IV - Capital Gains and Losses for Tax on Investment Income - Columns i - l

Complete only for assets showing gain in column (h) and owned by the foundation on 12/31/69			(l) Gains (Col (h) gain minus col (k), but not less than -0-) or Losses (from col (h))
(i) FMV as of 12/31/69	(j) Adjusted basis as of 12/31/69	(k) Excess of col (i) over col (j), if any	
			46
			2,056
			1,716
			-116
			87
			2,750
			1,872
			8,583
			579
			5,655
			0
			1,799
			-28
			-687
			1,855
			50
			-21
			1,746
			199
			1,231
			128
			-267
			1,041
			-106
			456
			-1,153
			706
			1,968
			1,548
			2,519

Form 990PF Part IV - Capital Gains and Losses for Tax on Investment Income - Columns a - d

(a) List and describe the kind(s) of property sold (e g , real estate, 2-story brick warehouse, or common stock, 200 shs MLC Co)	(b) How acquired P—Purchase D—Donation	(c) Date acquired (mo , day, yr)	(d) Date sold (mo , day, yr)
MISCELLANEOUS ASSET SALE		2008-10-28	2009-05-20
675 COMCAST CORP NEW CL A		2008-10-28	2009-09-04
70 COMCAST CORP NEW CL A		2009-01-15	2009-09-04
300 INTEL CORPORATION		2009-01-15	2009-09-04
170 GENZYME CORP GENERAL DIVISION COM ST		2008-10-28	2009-09-04
25 GENZYME CORP GENERAL DIVISION COM ST		2009-01-15	2009-09-04
225 PACCAR INC		2008-10-28	2009-09-04
30 PACCAR INC		2009-01-15	2009-09-04
515 WELLS FARGO & CO NEW		2008-10-28	2009-09-04
100 WELLS FARGO & CO NEW		2009-01-15	2009-09-04
355 UNITED HEALTH GROUP INC		2009-05-20	2009-09-04
390 HALLIBURTON COMPANY COM		2008-10-28	2009-09-04
235 HALLIBURTON COMPANY COM		2008-11-06	2009-09-04
70 HALLIBURTON COMPANY COM		2009-01-15	2009-09-04
140 FEDEX CORPORATION		2008-10-28	2009-09-04
25 FEDEX CORPORATION		2009-01-15	2009-09-04
70 EOG RES INC		2008-10-28	2009-09-04
15 EOG RES INC		2009-01-15	2009-09-04
70 EOG RES INC		2009-03-11	2009-09-04
140 ZIMMER HLDGS INC		2008-10-28	2009-09-04
130 ZIMMER HLDGS INC		2009-01-15	2009-09-04
40 ZIMMER HLDGS INC		2009-03-11	2009-09-04
25 ZIMMER HLDGS INC		2009-04-24	2009-09-04
180 COACH INC		2008-10-28	2009-09-04
50 COACH INC		2008-11-06	2009-09-04
105 COACH INC		2009-01-15	2009-09-04
250 BORG WARNER INC		2009-01-15	2009-09-04
65 BORG WARNER INC		2009-04-24	2009-09-04
220 MDU RESOURCES GROUP INC		2009-01-15	2009-09-04
420 INGERSOLL-RAND PLC		2009-04-24	2009-09-04

Form 990PF Part IV - Capital Gains and Losses for Tax on Investment Income - Columns e - h

(e) Gross sales price	(f) Depreciation allowed (or allowable)	(g) Cost or other basis plus expense of sale	(h) Gain or (loss) (e) plus (f) minus (g)
		632	-632
10,917		9,674	1,243
1,132		1,036	96
5,859		3,929	1,930
9,689		11,305	-1,616
1,425		1,648	-223
8,148		5,153	2,995
1,086		829	257
13,822		16,202	-2,380
2,684		2,075	609
10,219		9,757	462
9,434		6,683	2,751
5,685		4,285	1,400
1,693		1,186	507
9,851		7,821	2,030
1,759		1,438	321
4,891		4,581	310
1,048		944	104
4,891		3,770	1,121
6,950		5,719	1,231
6,453		5,258	1,195
1,986		1,343	643
1,241		1,080	161
5,339		3,166	2,173
1,483		910	573
3,114		1,732	1,382
7,814		4,736	3,078
2,032		1,735	297
4,177		4,263	-86
13,075		8,505	4,570

Form 990PF Part IV - Capital Gains and Losses for Tax on Investment Income - Columns i - l

Complete only for assets showing gain in column (h) and owned by the foundation on 12/31/69			(l) Gains (Col (h) gain minus col (k), but not less than -0-) or Losses (from col (h))
(i) FMV as of 12/31/69	(j) Adjusted basis as of 12/31/69	(k) Excess of col (i) over col (j), if any	
			-632
			1,243
			96
			1,930
			-1,616
			-223
			2,995
			257
			-2,380
			609
			462
			2,751
			1,400
			507
			2,030
			321
			310
			104
			1,121
			1,231
			1,195
			643
			161
			2,173
			573
			1,382
			3,078
			297
			-86
			4,570

Form 990PF Part IV - Capital Gains and Losses for Tax on Investment Income - Columns a - d

(a) List and describe the kind(s) of property sold (e g , real estate, 2-story brick warehouse, or common stock, 200 shs MLC Co)	(b) How acquired P—Purchase D—Donation	(c) Date acquired (mo , day, yr)	(d) Date sold (mo , day, yr)
1435 SOUTHWEST AIRLINES CO		2008-10-28	2009-09-04
115 SOUTHWEST AIRLINES CO		2009-01-15	2009-09-04
200 MITSUBISHI CORP ADR		2008-11-06	2009-09-04
300 MITSUBISHI CORP ADR		2009-03-11	2009-09-04
165 NINTENDO LTD ADR		2009-04-24	2009-09-04
40 NINTENDO LTD ADR		2009-05-20	2009-09-04
205 PEABODY ENERGY CORP		2008-10-28	2009-09-04
30 PEABODY ENERGY CORP		2009-01-15	2009-09-04
120 ULTRA PETE CORP		2008-10-28	2009-09-04
125 ULTRA PETE CORP		2009-01-15	2009-09-04
110 ULTRA PETE CORP		2009-03-11	2009-09-04
245 COVIDIEN PLC		2008-10-28	2009-09-04
85 COVIDIEN PLC		2009-01-15	2009-09-04
40 COVIDIEN PLC		2009-03-12	2009-09-04
1657 ISHARES RUSSELL 1000 GROWTH		2008-10-28	2009-09-04
730 PFIZER INC COM		2009-04-24	2009-09-04
165 PFIZER INC COM		2009-05-20	2009-09-04
65 ALLERGAN INC COM		2008-10-28	2009-09-04
60 ALLERGAN INC COM		2008-11-06	2009-09-04
50 ALLERGAN INC COM		2008-11-17	2009-09-04
45 ALLERGAN INC COM		2009-01-15	2009-09-04
150 HESS CORP		2009-01-15	2009-09-04
65 HESS CORP		2009-03-11	2009-09-04
50 ILLINOIS TOOL WORKS INC COM		2009-01-15	2009-09-04
285 SEMPRA ENERGY		2008-10-28	2009-09-04
40 SEMPRA ENERGY		2009-01-15	2009-09-04
300 HONDA MOTOR ADR NEW		2008-10-28	2009-09-04
100 HONDA MOTOR ADR NEW		2009-01-15	2009-09-04
200 HONDA MOTOR ADR NEW		2009-03-11	2009-09-04
240 PENNEY J C CO INC		2008-10-28	2009-09-04

Form 990PF Part IV - Capital Gains and Losses for Tax on Investment Income - Columns e - h

(e) Gross sales price	(f) Depreciation allowed (or allowable)	(g) Cost or other basis plus expense of sale	(h) Gain or (loss) (e) plus (f) minus (g)
12,168		15,330	-3,162
975		937	38
8,012		6,208	1,804
12,018		7,085	4,933
5,412		5,615	-203
1,312		1,349	-37
6,817		5,532	1,285
998		692	306
5,525		5,024	501
5,756		4,298	1,458
5,065		3,642	1,423
9,679		9,766	-87
3,358		3,023	335
1,580		1,202	378
73,983		58,932	15,051
11,802		9,782	2,020
2,668		2,496	172
3,555		2,190	1,365
3,282		2,316	966
2,735		1,769	966
2,461		1,830	631
7,664		7,682	-18
3,321		3,701	-380
2,083		1,731	352
14,033		11,035	2,998
1,970		1,699	271
9,399		6,379	3,020
3,133		2,069	1,064
6,266		4,501	1,765
7,292		4,681	2,611

Form 990PF Part IV - Capital Gains and Losses for Tax on Investment Income - Columns i - l

Complete only for assets showing gain in column (h) and owned by the foundation on 12/31/69			(l) Gains (Col (h) gain minus col (k), but not less than -0-) or Losses (from col (h))
(i) FM V as of 12/31/69	(j) Adjusted basis as of 12/31/69	(k) Excess of col (i) over col (j), if any	
			-3,162
			38
			1,804
			4,933
			-203
			-37
			1,285
			306
			501
			1,458
			1,423
			-87
			335
			378
			15,051
			2,020
			172
			1,365
			966
			966
			631
			-18
			-380
			352
			2,998
			271
			3,020
			1,064
			1,765
			2,611

Form 990PF Part IV - Capital Gains and Losses for Tax on Investment Income - Columns a - d

(a) List and describe the kind(s) of property sold (e g , real estate, 2-story brick warehouse, or common stock, 200 shs MLC Co)	(b) How acquired P—Purchase D—Donation	(c) Date acquired (mo , day, yr)	(d) Date sold (mo , day, yr)
85 PENNEY J C CO INC		2008-11-06	2009-09-04
40 PENNEY J C CO INC		2009-01-15	2009-09-04
190 AFLAC INC		2008-10-28	2009-09-04
50 AFLAC INC		2009-01-15	2009-09-04
50 KAO CORP		2008-10-29	2009-09-04
10 KAO CORP		2009-01-15	2009-09-04
340 PHILIP MORRIS INTERNATIONAL		2008-10-28	2009-09-04
55 PHILIP MORRIS INTERNATIONAL		2009-01-15	2009-09-04
530 REPUBLIC SVCS COM		2009-05-20	2009-09-04
545 SYMANTEC CORP		2008-10-28	2009-09-04
65 SYMANTEC CORP		2009-01-15	2009-09-04
435 SYSCO CORP		2008-10-28	2009-09-04
75 SYSCO CORP		2009-01-15	2009-09-04
1500 NOMURA HLDGS INC		2008-10-28	2009-09-04
100 NOMURA HLDGS INC		2009-01-15	2009-09-04
200 NOMURA HLDGS INC		2009-03-11	2009-09-04
300 NOMURA HLDGS INC		2009-05-20	2009-09-04
540 DR PEPPER SNAPPLE GROUP INC		2009-01-15	2009-09-04
285 DR PEPPER SNAPPLE GROUP INC		2009-03-11	2009-09-04
125 DR PEPPER SNAPPLE GROUP INC		2009-04-24	2009-09-04
380 NTT DOCOMO INC		2008-10-28	2009-09-04
130 NTT DOCOMO INC		2009-01-15	2009-09-04
340 CANON INC ADR REPSTG 5 SHS		2008-10-28	2009-09-04
30 CANON INC ADR REPSTG 5 SHS		2009-01-15	2009-09-04
255 ESTEE LAUDER COMPANIES INC CL A		2009-03-11	2009-09-04
135 ISHARES BARCLAYS TIPS BOND FUND		2009-03-11	2009-09-04
565 DISCOVER FINL SVCS		2008-10-28	2009-09-04
280 DISCOVER FINL SVCS		2009-05-20	2009-09-04
300 MORGAN STANLEY DEAN WITTER & CO		2008-10-28	2009-09-04
80 MORGAN STANLEY DEAN WITTER & CO		2009-01-15	2009-09-04

Form 990PF Part IV - Capital Gains and Losses for Tax on Investment Income - Columns e - h

(e) Gross sales price	(f) Depreciation allowed (or allowable)	(g) Cost or other basis plus expense of sale	(h) Gain or (loss) (e) plus (f) minus (g)
2,583		1,931	652
1,215		757	458
7,219		7,158	61
1,900		1,912	-12
12,538		15,443	-2,905
2,508		2,857	-349
15,586		13,659	1,927
2,521		2,275	246
13,671		11,915	1,756
8,512		7,635	877
1,015		851	164
11,141		10,698	443
1,921		1,760	161
12,300		14,155	-1,855
820		727	93
1,640		936	704
2,460		2,142	318
14,429		8,492	5,937
7,615		3,862	3,753
3,340		2,375	965
5,845		6,160	-315
1,999		2,229	-230
12,908		9,199	3,709
1,139		925	214
8,782		5,406	3,376
13,657		13,083	574
7,597		6,050	1,547
3,765		2,543	1,222
8,306		3,867	4,439
2,215		1,309	906

Form 990PF Part IV - Capital Gains and Losses for Tax on Investment Income - Columns i - l

Complete only for assets showing gain in column (h) and owned by the foundation on 12/31/69			(l) Gains (Col (h) gain minus col (k), but not less than -0-) or Losses (from col (h))
(i) FM V as of 12/31/69	(j) Adjusted basis as of 12/31/69	(k) Excess of col (i) over col (j), if any	
			652
			458
			61
			-12
			-2,905
			-349
			1,927
			246
			1,756
			877
			164
			443
			161
			-1,855
			93
			704
			318
			5,937
			3,753
			965
			-315
			-230
			3,709
			214
			3,376
			574
			1,547
			1,222
			4,439
			906

Form 990PF Part IV - Capital Gains and Losses for Tax on Investment Income - Columns a - d

(a) List and describe the kind(s) of property sold (e g , real estate, 2-story brick warehouse, or common stock, 200 shs MLC Co)	(b) How acquired P—Purchase D—Donation	(c) Date acquired (mo , day, yr)	(d) Date sold (mo , day, yr)
305 EXELON CORP		2008-10-28	2009-09-04
40 EXELON CORP		2009-01-15	2009-09-04
700 SEAGATE TECHNOLOGY		2009-05-20	2009-09-04
305 VMWARE INC		2008-10-28	2009-09-04
105 VMWARE INC		2009-01-15	2009-09-04
156 ISHARES BARCLAYS MBS BOND FUND		2009-04-24	2009-09-04
165 FORTUNE BRANDS INC COM		2008-10-28	2009-09-04
70 FORTUNE BRANDS INC COM		2008-11-17	2009-09-04
35 FORTUNE BRANDS INC COM		2009-01-15	2009-09-04
130 SHIN ETSU CHEM-UNSPON ADR		2009-01-16	2009-09-04
90 SHIN ETSU CHEM-UNSPON ADR		2009-03-11	2009-09-04
2880 SUMITOMO MITSUI FINL GROUP INC		2009-05-20	2009-09-04
350 INTUIT INC COM		2008-10-28	2009-09-04
45 INTUIT INC COM		2009-01-15	2009-09-04
340 CISCO SYS INC		2009-03-11	2009-09-04
75 CISCO SYS INC		2009-04-24	2009-09-04
95 APPLE COMPUTER INC COM		2009-03-11	2009-09-04
524 99 LAZARD FDS INC EMERG MKTS PORT INSTL		2008-12-23	2009-11-11
4454 3 LAZARD FDS INC EMERG MKTS PORT INSTL		2009-01-15	2009-11-11
28 56 PIMCO FDS LOW DURATION FD INSTL CL		2009-11-30	2009-12-03
9670 77 PIMCO FDS LOW DURATION FD INSTL CL		2009-11-11	2009-12-03
22015 66 TCW FDS INC		2009-11-11	2009-12-14
145 12 TCW FDS INC		2009-11-30	2009-12-14
420 INTEL CORPORATION		1999-05-25	2009-09-04
200 INTEL CORPORATION		2005-11-10	2009-09-04
405 INTEL CORPORATION		2006-01-13	2009-09-04
50 ILLINOIS TOOL WORKS INC COM		2003-02-25	2009-09-04
55 GOLDMAN SACHS GROUP INC		2007-08-20	2009-09-04
250 ILLINOIS TOOL WORKS INC COM		1998-01-26	2009-09-04
100 ILLINOIS TOOL WORKS INC COM		1998-02-20	2009-09-04

Form 990PF Part IV - Capital Gains and Losses for Tax on Investment Income - Columns e - h

(e) Gross sales price	(f) Depreciation allowed (or allowable)	(g) Cost or other basis plus expense of sale	(h) Gain or (loss) (e) plus (f) minus (g)
14,790		15,085	-295
1,940		2,107	-167
9,648		5,837	3,811
11,048		7,749	3,299
3,803		2,328	1,475
16,524		16,526	-2
6,401		5,798	603
2,716		2,495	221
1,358		1,366	-8
7,658		6,160	1,498
5,302		3,981	1,321
11,635		11,587	48
9,828		8,108	1,720
1,264		1,059	205
7,419		5,132	2,287
1,637		1,358	279
16,124		8,807	7,317
9,649		5,554	4,095
81,870		45,078	36,792
294		295	-1
99,706		99,512	194
223,899		225,000	-1,101
1,476		1,486	-10
8,202		11,288	-3,086
3,906		5,029	-1,123
7,909		10,579	-2,670
2,083		1,433	650
8,946		9,576	-630
10,416		7,113	3,303
4,166		2,833	1,333

Form 990PF Part IV - Capital Gains and Losses for Tax on Investment Income - Columns i - l

Complete only for assets showing gain in column (h) and owned by the foundation on 12/31/69			(l) Gains (Col (h) gain minus col (k), but not less than -0-) or Losses (from col (h))
(i) FM V as of 12/31/69	(j) Adjusted basis as of 12/31/69	(k) Excess of col (i) over col (j), if any	
			-295
			-167
			3,811
			3,299
			1,475
			-2
			603
			221
			-8
			1,498
			1,321
			48
			1,720
			205
			2,287
			279
			7,317
			4,095
			36,792
			-1
			194
			-1,101
			-10
			-3,086
			-1,123
			-2,670
			650
			-630
			3,303
			1,333

Form 990PF Part IV - Capital Gains and Losses for Tax on Investment Income - Columns a - d

(a) List and describe the kind(s) of property sold (e g , real estate, 2-story brick warehouse, or common stock, 200 shs MLC Co)	(b) How acquired P—Purchase D—Donation	(c) Date acquired (mo , day, yr)	(d) Date sold (mo , day, yr)
5086 LAZARD FDS INC EMERG MKTS PORT INSTL		2008-10-28	2009-11-11
Capital Gains Dividends	P		


Form 990PF Part IV - Capital Gains and Losses for Tax on Investment Income - Columns e - h

(e) Gross sales price	(f) Depreciation allowed (or allowable)	(g) Cost or other basis plus expense of sale	(h) Gain or (loss) (e) plus (f) minus (g)
93,481		56,048	37,433
1,119			1,119

Form 990PF Part IV - Capital Gains and Losses for Tax on Investment Income - Columns i - l

Complete only for assets showing gain in column (h) and owned by the foundation on 12/31/69			(l) Gains (Col (h) gain minus col (k), but not less than -0-) or Losses (from col (h))
(i) F M V as of 12/31/69	(j) Adjusted basis as of 12/31/69	(k) Excess of col (i) over col (j), if any	
			37,433
			1,119

Form 990PF Part XV Line 3 - Grants and Contributions Paid During the Year or Approved for Future Payment

Recipient	If recipient is an individual, show any relationship to any foundation manager or substantial contributor	Foundation status of recipient	Purpose of grant or contribution	Amount
Name and address (home or business)				
a Paid during the year				
Greensboro Symphony Orchestra200 N DAVIE STREET SUITE 328 GREENSBORO, NC 27401	NONE	PUBLIC CHARITY	GENERAL PURPOSE SUPPORT	1,000
Holy Trinity Episcopal Church605 N GREENE STREET GREENSBORO, NC 27401	NONE	PUBLIC CHARITY	GENERAL PURPOSE SUPPORT	25,000
PEACE COLLEGE15 EAST PEACE STREET RALEIGH, NC 27604	NONE	PUBLIC CHARITY	GENERAL PURPOSE SUPPORT	1,000
PRESERVATION NORTH CAROLINA220 FAYETTEVILLE STREET SUITE 200 RALEIGH, NC 27611	NONE	PUBLIC CHARITY	GENERAL PURPOSE SUPPORT	1,000
THE NATIONAL TRUST FOR HISTORIC PRESERVATION NW1785 MASSACHUSETTS AVENUE NW WASHINGTON, DC 20036	NONE	PUBLIC CHARITY	GENERAL PURPOSE SUPPORT	1,000
NATIONAL COALITION ON MENTAL HEALTH AND AGING750 FIRST STREET NE WASHINGTON, DC 20002	NONE	PUBLIC CHARITY	GENERAL PURPOSE SUPPORT	1,500
CANTEBURY SCHOOL5400 OLD LAKE JEANETTE ROAD GREENSBORO, NC 27455	NONE	PUBLIC CHARITY	CHAPEL ENDOWMENT FUND	100,000
THE SALVATION ARMY615 SLATERS LANE ALEXANDRIA, VA 22313	NONE	PUBLIC CHARITY	GENERAL PURPOSE SUPPORT	1,000
THE HISTORIC PRESERVATION FOUNDATION1785 MASSACHUSETTS AVENUE NW WASHINGTON, DC 20036	NONE	PUBLIC CHARITY	GENERAL PURPOSE SUPPORT	5,000
COLONIAL WILLIAMSBURG FOUNDATIONPO BOX 1776 WILLIAMSBURG, VA 23187	NONE	PUBLIC CHARITY	GENERAL PURPOSE SUPPORT	1,000
Total  3a				137,500

TY 2009 Accounting Fees Schedule

Name: JOHN R & CAROLYN J MANESS FAMILY FOUND
CO ETON ADVISORS LP
EIN: 56-1949954

Category	Amount	Net Investment Income	Adjusted Net Income	Disbursements for Charitable Purposes
ACCOUNTING FEES	3,477	3,477		0

**TY 2009 Investments Corporate
Bonds Schedule**

Name: JOHN R & CAROLYN J MANESS FAMILY FOUND
CO ETON ADVISORS LP
EIN: 56-1949954

Name of Bond	End of Year Book Value	End of Year Fair Market Value
	533,099	539,762

**TY 2009 Investments Corporate
Stock Schedule**

Name: JOHN R & CAROLYN J MANESS FAMILY FOUND
CO ETON ADVISORS LP
EIN: 56-1949954

Name of Stock	End of Year Book Value	End of Year Fair Market Value
	1,436,249	1,505,506
INTERNATIONAL EQUITIES	104,027	115,214

TY 2009 Investments Government Obligations Schedule

Name: JOHN R & CAROLYN J MANESS FAMILY FOUND
CO ETON ADVISORS LP

EIN: 56-1949954

US Government Securities - End of Year Book Value:	405,349
---	---------

US Government Securities - End of Year Fair Market Value:	402,114
--	---------

State & Local Government Securities - End of Year Book Value:	0
--	---

State & Local Government Securities - End of Year Fair Market Value:	0
---	---

TY 2009 Other Professional Fees Schedule

Name: JOHN R & CAROLYN J MANESS FAMILY FOUND
CO ETON ADVISORS LP
EIN: 56-1949954

Category	Amount	Net Investment Income	Adjusted Net Income	Disbursements for Charitable Purposes
INVESTMENT MANAGEMENT FEES	21,378	21,378		0

TY 2009 Taxes Schedule

Name: JOHN R & CAROLYN J MANESS FAMILY FOUND

CO ETON ADVISORS LP

EIN: 56-1949954

Category	Amount	Net Investment Income	Adjusted Net Income	Disbursements for Charitable Purposes
FOREIGN TAXES	1,801	1,801		0
INCOME TAXES	4,316	0		0