



See a Social Security Number? Say Something!
Report Privacy Problems to <https://public.resource.org/privacy>
Or call the IRS Identity Theft Hotline at 1-800-908-4490



Form **990-PF**Department of the Treasury
Internal Revenue Service**Return of Private Foundation**
or Section 4947(a)(1) Nonexempt Charitable Trust
Treated as a Private Foundation

OMB No. 1545-0052

2009

Note: The foundation may be able to use a copy of this return to satisfy state reporting requirements

For calendar year 2009, or tax year beginning

, 2009, and ending

, 20

G Check all that apply:

☐ Initial return☐ Initial return of a former public charity☐ Final return☐ Amended return☐ Address change☐ Name changeUse the IRS
label.
Otherwise,
print
or type.
See Specific
Instructions.

Name of foundation

MICHAEL G. CALLAS CHARITABLE TRUST

A Employer identification number

52-1764391

Number and street (or P.O. box number if mail is not delivered to street address)

Room/suite

B Telephone number (see page 10 of the instructions)

901 SOUTH BOND STREET

(410) 537-5400

City or town, state, and ZIP code

BALTIMORE, MD 21231

C If exemption application is pending, check here ☐D 1 Foreign organizations, check here ☐2 Foreign organizations meeting the 85% test, check here and attach computation ☐E If private foundation status was terminated under section 507(b)(1)(A), check here ☐F If the foundation is in a 60-month termination under section 507(b)(1)(B), check here ☐H Check type of organization ☒ Section 501(c)(3) exempt private foundation☐ Section 4947(a)(1) nonexempt charitable trust ☐ Other taxable private foundation

I Fair market value of all assets at end

J Accounting method ☒ Cash ☐ Accrual

of year (from Part II, col. (c), line

☐ Other (specify) _____

16) \$ 2,067,146.

(Part I, column (d) must be on cash basis)

Part I Analysis of Revenue and Expenses (The total of amounts in columns (b), (c), and (d) may not necessarily equal the amounts in column (a) (see page 11 of the instructions))

(a) Revenue and expenses per books

(b) Net investment income

(c) Adjusted net income

(d) Disbursements for charitable purposes (cash basis only)

1 Contributions, gifts, grants, etc., received (attach schedule)

2 Check ☐ if the foundation is not required to attach Sch. B.

3 Interest on savings and temporary cash investments

4 Dividends and interest from securities

5a Gross rents

b Net rental income or (loss)

6a Net gain or (loss) from sale of assets not on line 10

b Gross sales price for all assets on line 6a

7 Capital gain net income (from Part IV, line 2)

8 Net short-term capital gain

9 Income modifications

10a Gross sales less returns and allowances

b Less Cost of goods sold

c Gross profit or (loss) (attach schedule)

11 Other income (attach schedule)

12 Total. Add lines 1 through 11

13 Compensation of officers, directors, trustees, etc.

14 Other employee salaries and wages

15 Pension plans, employee benefits

16a Legal fees (attach schedule)

b Accounting fees (attach schedule)

c Other professional fees (attach schedule)

17 Interest

18 Taxes (attach schedule) (see page 14 of the instructions)

19 Depreciation (attach schedule) and depletion

20 Occupancy

21 Travel, conferences, and meetings

22 Printing and publications

23 Other expenses (attach schedule)

24 Total operating and administrative expenses.

Add lines 13 through 23

25 Contributions, gifts, grants paid

26 Total expenses and disbursements. Add lines 24 and 25

27 Subtract line 26 from line 12

a Excess of revenue over expenses and disbursements

b Net investment income (if negative, enter -0-)

c Adjusted net income (if negative, enter -0-)

59,503.

58,807.

STMT 1

-159,114.

518,293.

1,653.

-97,958.

58,807.

STMT 5

43,266.

43,266.

199.

199.

43,465.

43,465.

124,083.

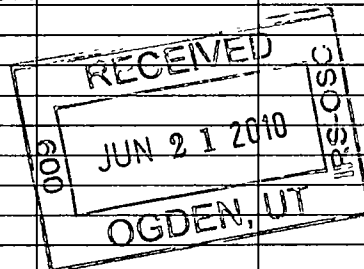
43,465.

124,083.

167,548.

-265,506.

15,342.



Operating and Administrative Expenses

For Privacy Act and Paperwork Reduction Act Notice, see page 30 of the instructions.

JSA

Form 990-PF (2009)

9E1410 1 000

BHF406 W201 05/07/2010 15:31:21

3 S

15

Part II Balance Sheets		Attached schedules and amounts in the description column should be for end-of-year amounts only (See instructions.)		Beginning of year	End of year	
				(a) Book Value	(b) Book Value	(c) Fair Market Value
Assets	1	Cash - non-interest-bearing				
	2	Savings and temporary cash investments		131,174.	207,321.	207,321.
	3	Accounts receivable ▶				
		Less allowance for doubtful accounts ▶				
	4	Pledges receivable ▶				
		Less allowance for doubtful accounts ▶				
	5	Grants receivable				
	6	Receivables due from officers, directors, trustees, and other disqualified persons (attach schedule) (see page 16 of the instructions)				
	7	Other notes and loans receivable (attach schedule) ▶				
		Less allowance for doubtful accounts ▶				
	8	Inventories for sale or use				
	9	Prepaid expenses and deferred charges				
	10 a	Investments - U.S. and state government obligations (attach schedule)		166,768.	142,332.	156,832.
	b	Investments - corporate stock (attach schedule)	STMT 9	1,156,307.	920,722.	877,833.
	c	Investments - corporate bonds (attach schedule)	STMT 10	871,693.	790,086.	825,160.
	11	Investments - land, buildings, and equipment basis				
	Less accumulated depreciation (attach schedule) ▶					
12	Investments - mortgage loans					
13	Investments - other (attach schedule)					
14	Land, buildings, and equipment basis					
	Less accumulated depreciation (attach schedule) ▶					
15	Other assets (describe ▶)					
16	Total assets (to be completed by all filers - see the instructions. Also, see page 1, item I)		2,325,942.	2,060,461.	2,067,146.	
Liabilities	17	Accounts payable and accrued expenses				
	18	Grants payable				
	19	Deferred revenue				
	20	Loans from officers, directors, trustees, and other disqualified persons				
	21	Mortgages and other notes payable (attach schedule)				
	22	Other liabilities (describe ▶)				
23	Total liabilities (add lines 17 through 22)					
Net Assets or Fund Balances	Foundations that follow SFAS 117, check here ▶ <input type="checkbox"/>					
	and complete lines 24 through 26 and lines 30 and 31.					
	24	Unrestricted				
	25	Temporarily restricted				
	26	Permanently restricted				
	Foundations that do not follow SFAS 117, check here and complete lines 27 through 31. ▶ <input checked="" type="checkbox"/>					
	27	Capital stock, trust principal, or current funds		2,325,942.	2,060,461.	
	28	Paid-in or capital surplus, or land, bldg, and equipment fund				
	29	Retained earnings, accumulated income, endowment, or other funds				
	30	Total net assets or fund balances (see page 17 of the instructions)		2,325,942.	2,060,461.	
31	Total liabilities and net assets/fund balances (see page 17 of the instructions)		2,325,942.	2,060,461.		

Part III Analysis of Changes in Net Assets or Fund Balances

1	Total net assets or fund balances at beginning of year - Part II, column (a), line 30 (must agree with end-of-year figure reported on prior year's return)	1	2,325,942.
2	Enter amount from Part I, line 27a	2	-265,506.
3	Other increases not included in line 2 (itemize) ▶ SEE STATEMENT 11	3	25.
4	Add lines 1, 2, and 3	4	2,060,461.
5	Decreases not included in line 2 (itemize) ▶	5	
6	Total net assets or fund balances at end of year (line 4 minus line 5) - Part II, column (b), line 30	6	2,060,461.

Part IV Capital Gains and Losses for Tax on Investment Income

(a) List and describe the kind(s) of property sold (e.g., real estate, 2-story brick warehouse; or common stock, 200 shs. MLC Co.)			(b) How acquired P-Purchase D-Donation	(c) Date acquired (mo., day, yr.)	(d) Date sold (mo., day, yr.)
1a SEE PART IV DETAIL					
b					
c					
d					
e					
(e) Gross sales price	(f) Depreciation allowed (or allowable)	(g) Cost or other basis plus expense of sale	(h) Gain or (loss) (e) plus (f) minus (g)		
a					
b					
c					
d					
e					
Complete only for assets showing gain in column (h) and owned by the foundation on 12/31/69			(i) Gains (Col. (h) gain minus col. (k), but not less than -0-) or Losses (from col. (h))		
(i) F.M.V. as of 12/31/69	(j) Adjusted basis as of 12/31/69	(k) Excess of col. (i) over col. (j), if any			
a					
b					
c					
d					
e					
2 Capital gain net income or (net capital loss) { If gain, also enter in Part I, line 7 If (loss), enter -0- in Part I, line 7 }			2	-159,114.	
3 Net short-term capital gain or (loss) as defined in sections 1222(5) and (6): If gain, also enter in Part I, line 8, column (c) (see pages 13 and 17 of the instructions). If (loss), enter -0- in Part I, line 8. }			3		

Part V Qualification Under Section 4940(e) for Reduced Tax on Net Investment Income

(For optional use by domestic private foundations subject to the section 4940(a) tax on net investment income.)

If section 4940(d)(2) applies, leave this part blank.

Was the foundation liable for the section 4942 tax on the distributable amount of any year in the base period? ☒ Yes ☐ No
If "Yes," the foundation does not qualify under section 4940(e). Do not complete this part.**1 Enter the appropriate amount in each column for each year, see page 18 of the instructions before making any entries.**

(a) Base period years Calendar year (or tax year beginning in)	(b) Adjusted qualifying distributions	(c) Net value of noncharitable-use assets	(d) Distribution ratio (col. (b) divided by col. (c))
2008			
2007			
2006			
2005			
2004			
2 Total of line 1, column (d)			2
3 Average distribution ratio for the 5-year base period - divide the total on line 2 by 5, or by the number of years the foundation has been in existence if less than 5 years			3
4 Enter the net value of noncharitable-use assets for 2009 from Part X, line 5			4
5 Multiply line 4 by line 3			5
6 Enter 1% of net investment income (1% of Part I, line 27b)			6
7 Add lines 5 and 6			7
8 Enter qualifying distributions from Part XII, line 4 If line 8 is equal to or greater than line 7, check the box in Part VI, line 1b, and complete that part using a 1% tax rate. See the Part VI instructions on page 18.			8

Part VI Excise Tax Based on Investment Income (Section 4940(a), 4940(b), 4940(e), or 4948 - see page 18 of the instructions)

1a	Exempt operating foundations described in section 4940(d)(2), check here <input type="checkbox"/> and enter "N/A" on line 1		
	Date of ruling or determination letter _____ (attach copy of ruling letter if necessary - see instructions)		
b	Domestic foundations that meet the section 4940(e) requirements in Part V, check here <input type="checkbox"/> and enter 1% of Part I, line 27b	1	307.
c	All other domestic foundations enter 2% of line 27b. Exempt foreign organizations enter 4% of Part I, line 12, col. (b)		
2	Tax under section 511 (domestic section 4947(a)(1) trusts and taxable foundations only. Others enter -0-)	2	
3	Add lines 1 and 2	3	307.
4	Subtitle A (income) tax (domestic section 4947(a)(1) trusts and taxable foundations only. Others enter -0-)	4	NONE
5	Tax based on investment income. Subtract line 4 from line 3. If zero or less, enter -0-	5	307.
6	Credits/Payments		
a	2009 estimated tax payments and 2008 overpayment credited to 2009	6a	1,112.
b	Exempt foreign organizations-tax withheld at source	6b	NONE
c	Tax paid with application for extension of time to file (Form 8868)	6c	NONE
d	Backup withholding erroneously withheld	6d	
7	Total credits and payments. Add lines 6a through 6d	7	1,112.
8	Enter any penalty for underpayment of estimated tax. Check here <input type="checkbox"/> if Form 2220 is attached	8	
9	Tax due. If the total of lines 5 and 8 is more than line 7, enter amount owed	9	
10	Overpayment. If line 7 is more than the total of lines 5 and 8, enter the amount overpaid	10	805.
11	Enter the amount of line 10 to be Credited to 2010 estimated tax <input type="checkbox"/> 308. Refunded <input type="checkbox"/>	11	497.

Part VII-A Statements Regarding Activities

	Yes	No
1a During the tax year, did the foundation attempt to influence any national, state, or local legislation or did it participate or intervene in any political campaign?		X
b Did it spend more than \$100 during the year (either directly or indirectly) for political purposes (see page 19 of the instructions for definition)?		X
If the answer is "Yes" to 1a or 1b, attach a detailed description of the activities and copies of any materials published or distributed by the foundation in connection with the activities		
c Did the foundation file Form 1120-POL for this year?		X
d Enter the amount (if any) of tax on political expenditures (section 4955) imposed during the year (1) On the foundation. ▶ \$ _____ (2) On foundation managers ▶ \$ _____		
e Enter the reimbursement (if any) paid by the foundation during the year for political expenditure tax imposed on foundation managers. ▶ \$ _____		
2 Has the foundation engaged in any activities that have not previously been reported to the IRS?		X
If "Yes," attach a detailed description of the activities.		
3 Has the foundation made any changes, not previously reported to the IRS, in its governing instrument, articles of incorporation, or bylaws, or other similar instruments? If "Yes," attach a conformed copy of the changes		X
4a Did the foundation have unrelated business gross income of \$1,000 or more during the year?		X
b If "Yes," has it filed a tax return on Form 990-T for this year?		
5 Was there a liquidation, termination, dissolution, or substantial contraction during the year?		X
If "Yes," attach the statement required by General Instruction T		
6 Are the requirements of section 508(e) (relating to sections 4941 through 4945) satisfied either • By language in the governing instrument, or • By state legislation that effectively amends the governing instrument so that no mandatory directions that conflict with the state law remain in the governing instrument?	X	
7 Did the foundation have at least \$5,000 in assets at any time during the year? If "Yes," complete Part II, col (c), and Part XV	X	
8a Enter the states to which the foundation reports or with which it is registered (see page 19 of the instructions) ▶ _____ STMT 12		
b If the answer is "Yes" to line 7, has the foundation furnished a copy of Form 990-PF to the Attorney General (or designate) of each state as required by General Instruction G? If "No," attach explanation	X	
9 Is the foundation claiming status as a private operating foundation within the meaning of section 4942(j)(3) or 4942(j)(5) for calendar year 2009 or the taxable year beginning in 2009 (see instructions for Part XIV on page 27)? If "Yes," complete Part XIV		X
10 Did any persons become substantial contributors during the tax year? If "Yes," attach a schedule listing their names and addresses		X

Form 990-PF (2009)

Part VII-A Statements Regarding Activities (continued)

11	At any time during the year, did the foundation, directly or indirectly, own a controlled entity within the meaning of section 512(b)(13)? If "Yes," attach schedule (see page 20 of the instructions)	11		X
12	Did the foundation acquire a direct or indirect interest in any applicable insurance contract before August 17, 2008?	12		X
13	Did the foundation comply with the public inspection requirements for its annual returns and exemption application?	13		X
Website address <u>N/A</u>				
14	The books are in care of <u>SEE STATEMENT 13</u> Telephone no. <u></u>			
Located at <u></u> ZIP + 4 <u></u>				
15	Section 4947(a)(1) nonexempt charitable trusts filing Form 990-PF in lieu of Form 1041 - Check here and enter the amount of tax-exempt interest received or accrued during the year	15		

Part VII-B Statements Regarding Activities for Which Form 4720 May Be Required

File Form 4720 if any item is checked in the "Yes" column, unless an exception applies.

	Yes	No
1a During the year did the foundation (either directly or indirectly)		
(1) Engage in the sale or exchange, or leasing of property with a disqualified person?	<input type="checkbox"/> Yes	<input checked="" type="checkbox"/> No
(2) Borrow money from, lend money to, or otherwise extend credit to (or accept it from) a disqualified person?	<input type="checkbox"/> Yes	<input checked="" type="checkbox"/> No
(3) Furnish goods, services, or facilities to (or accept them from) a disqualified person?	<input type="checkbox"/> Yes	<input checked="" type="checkbox"/> No
(4) Pay compensation to, or pay or reimburse the expenses of, a disqualified person?	<input type="checkbox"/> Yes	<input checked="" type="checkbox"/> No
(5) Transfer any income or assets to a disqualified person (or make any of either available for the benefit or use of a disqualified person)?	<input type="checkbox"/> Yes	<input checked="" type="checkbox"/> No
(6) Agree to pay money or property to a government official? (Exception. Check "No" if the foundation agreed to make a grant to or to employ the official for a period after termination of government service, if terminating within 90 days)	<input type="checkbox"/> Yes	<input checked="" type="checkbox"/> No
b If any answer is "Yes" to 1a(1)-(6), did any of the acts fail to qualify under the exceptions described in Regulations section 53.4941(d)-3 or in a current notice regarding disaster assistance (see page 20 of the instructions)?		
Organizations relying on a current notice regarding disaster assistance check here <input type="checkbox"/>		
c Did the foundation engage in a prior year in any of the acts described in 1a, other than excepted acts, that were not corrected before the first day of the tax year beginning in 2009?		X
2 Taxes on failure to distribute income (section 4942) (does not apply for years the foundation was a private operating foundation defined in section 4942(j)(3) or 4942(j)(5))		
a At the end of tax year 2009, did the foundation have any undistributed income (lines 6d and 6e, Part XIII) for tax year(s) beginning before 2009?	<input type="checkbox"/> Yes	<input checked="" type="checkbox"/> No
If "Yes," list the years <u></u>		
b Are there any years listed in 2a for which the foundation is not applying the provisions of section 4942(a)(2) (relating to incorrect valuation of assets) to the year's undistributed income? (If applying section 4942(a)(2) to all years listed, answer "No" and attach statement - see page 20 of the instructions)		X
c If the provisions of section 4942(a)(2) are being applied to any of the years listed in 2a, list the years here.		
3a Did the foundation hold more than a 2% direct or indirect interest in any business enterprise at any time during the year?	<input type="checkbox"/> Yes	<input checked="" type="checkbox"/> No
b If "Yes," did it have excess business holdings in 2009 as a result of (1) any purchase by the foundation or disqualified persons after May 26, 1969, (2) the lapse of the 5-year period (or longer period approved by the Commissioner under section 4943(c)(7)) to dispose of holdings acquired by gift or bequest; or (3) the lapse of the 10-, 15-, or 20-year first phase holding period? (Use Schedule C, Form 4720, to determine if the foundation had excess business holdings in 2009)		
4a Did the foundation invest during the year any amount in a manner that would jeopardize its charitable purposes?		X
b Did the foundation make any investment in a prior year (but after December 31, 1969) that could jeopardize its charitable purpose that had not been removed from jeopardy before the first day of the tax year beginning in 2009?		X

Form 990-PF (2009)

Part VII-B Statements Regarding Activities for Which Form 4720 May Be Required (continued)

- 5a** During the year did the foundation pay or incur any amount to:
- (1) Carry on propaganda, or otherwise attempt to influence legislation (section 4945(e))? ☐ Yes ☒ No
- (2) Influence the outcome of any specific public election (see section 4955), or to carry on, directly or indirectly, any voter registration drive? ☐ Yes ☒ No
- (3) Provide a grant to an individual for travel, study, or other similar purposes? ☐ Yes ☒ No
- (4) Provide a grant to an organization other than a charitable, etc., organization described in section 509(a)(1), (2), or (3), or section 4940(d)(2)? (see page 22 of the instructions) ☐ Yes ☒ No
- (5) Provide for any purpose other than religious, charitable, scientific, literary, or educational purposes, or for the prevention of cruelty to children or animals? ☐ Yes ☒ No
- b** If any answer is "Yes" to 5a(1)-(5), did any of the transactions fail to qualify under the exceptions described in Regulations section 53.4945 or in a current notice regarding disaster assistance (see page 22 of the instructions)? **5b** ☐ Yes ☒ No
Organizations relying on a current notice regarding disaster assistance check here ☐
- c** If the answer is "Yes" to question 5a(4), does the foundation claim exemption from the tax because it maintained expenditure responsibility for the grant? ☐ Yes ☐ No
If "Yes," attach the statement required by Regulations section 53.4945-5(d)
- 6a** Did the foundation, during the year, receive any funds, directly or indirectly, to pay premiums on a personal benefit contract? ☐ Yes ☒ No
- b** Did the foundation, during the year, pay premiums, directly or indirectly, on a personal benefit contract? **6b** ☐ Yes ☒ No
If "Yes" to 6b, file Form 8870
- 7a** At any time during the tax year, was the foundation a party to a prohibited tax shelter transaction? ☐ Yes ☒ No
- b** If yes, did the foundation receive any proceeds or have any net income attributable to the transaction? **7b** ☐ Yes ☒ No

Part VIII Information About Officers, Directors, Trustees, Foundation Managers, Highly Paid Employees, and Contractors**1 List all officers, directors, trustees, foundation managers and their compensation (see page 22 of the instructions).**

(a) Name and address	(b) Title, and average hours per week devoted to position	(c) Compensation (if not paid, enter -0-)	(d) Contributions to employee benefit plans and deferred compensation	(e) Expense account, other allowances
SEE STATEMENT 14		-0-	-0-	-0-

2 Compensation of five highest-paid employees (other than those included on line 1 - see page 23 of the instructions). If none, enter "NONE."

(a) Name and address of each employee paid more than \$50,000	(b) Title, and average hours per week devoted to position	(c) Compensation	(d) Contributions to employee benefit plans and deferred compensation	(e) Expense account, other allowances
NONE		NONE	NONE	NONE

Total number of other employees paid over \$50,000 ☐ NONE

Part VIII Information About Officers, Directors, Trustees, Foundation Managers, Highly Paid Employees, and Contractors (continued)**3 Five highest-paid independent contractors for professional services** (see page 23 of the instructions). If none, enter "NONE."

(a) Name and address of each person paid more than \$50,000	(b) Type of service	(c) Compensation
NONE		NONE

Total number of others receiving over \$50,000 for professional services **NONE****Part IX-A Summary of Direct Charitable Activities**

List the foundation's four largest direct charitable activities during the tax year. Include relevant statistical information such as the number of organizations and other beneficiaries served, conferences convened, research papers produced, etc.	Expenses
1 NONE	
2	
3	
4	

Part IX-B Summary of Program-Related Investments (see page 23 of the instructions)

Describe the two largest program-related investments made by the foundation during the tax year on lines 1 and 2	Amount
1 NONE	
2	
All other program-related investments. See page 24 of the instructions.	
3 NONE	
Total. Add lines 1 through 3	

Form 990-PF (2009)

Part X Minimum Investment Return (All domestic foundations must complete this part. Foreign foundations, see page 24 of the instructions.)

1	Fair market value of assets not used (or held for use) directly in carrying out charitable, etc., purposes:		
a	Average monthly fair market value of securities	1a	NONE
b	Average of monthly cash balances	1b	NONE
c	Fair market value of all other assets (see page 24 of the instructions)	1c	NONE
d	Total (add lines 1a, b, and c)	1d	NONE
e	Reduction claimed for blockage or other factors reported on lines 1a and 1c (attach detailed explanation)	1e	
2	Acquisition indebtedness applicable to line 1 assets	2	NONE
3	Subtract line 2 from line 1d	3	NONE
4	Cash deemed held for charitable activities. Enter 1 1/2% of line 3 (for greater amount, see page 25 of the instructions)	4	NONE
5	Net value of noncharitable-use assets. Subtract line 4 from line 3. Enter here and on Part V, line 4	5	NONE
6	Minimum investment return. Enter 5% of line 5	6	NONE

Part XI Distributable Amount (see page 25 of the instructions) (Section 4942(j)(3) and (j)(5) private operating foundations and certain foreign organizations check here ☐ and do not complete this part.)

1	Minimum investment return from Part X, line 6	1	NONE
2a	Tax on investment income for 2009 from Part VI, line 5	2a	307.
b	Income tax for 2009. (This does not include the tax from Part VI.)	2b	
c	Add lines 2a and 2b	2c	307.
3	Distributable amount before adjustments. Subtract line 2c from line 1	3	
4	Recoveries of amounts treated as qualifying distributions	4	NONE
5	Add lines 3 and 4	5	NONE
6	Deduction from distributable amount (see page 25 of the instructions)	6	NONE
7	Distributable amount as adjusted. Subtract line 6 from line 5. Enter here and on Part XIII, line 1	7	NONE

Part XII Qualifying Distributions (see page 25 of the instructions)

1	Amounts paid (including administrative expenses) to accomplish charitable, etc., purposes:		
a	Expenses, contributions, gifts, etc. - total from Part I, column (d), line 26	1a	124,083.
b	Program-related investments - total from Part IX-B	1b	
2	Amounts paid to acquire assets used (or held for use) directly in carrying out charitable, etc., purposes	2	NONE
3	Amounts set aside for specific charitable projects that satisfy the:		
a	Suitability test (prior IRS approval required)	3a	NONE
b	Cash distribution test (attach the required schedule)	3b	NONE
4	Qualifying distributions. Add lines 1a through 3b. Enter here and on Part V, line 8, and Part XIII, line 4	4	124,083.
5	Foundations that qualify under section 4940(e) for the reduced rate of tax on net investment income. Enter 1% of Part I, line 27b (see page 26 of the instructions)	5	N/A
6	Adjusted qualifying distributions. Subtract line 5 from line 4	6	124,083.

Note: The amount on line 6 will be used in Part V, column (b), in subsequent years when calculating whether the foundation qualifies for the section 4940(e) reduction of tax in those years.

Part XIII Undistributed Income (see page 26 of the instructions)

	(a) Corpus	(b) Years prior to 2008	(c) 2008	(d) 2009
1 Distributable amount for 2009 from Part XI, line 7				NONE
2 Undistributed income, if any, as of the end of 2009.				
a Enter amount for 2008 only			NONE	
b Total for prior years 20 <u>07</u> , 20 <u> </u> , 20 <u> </u>		NONE		
3 Excess distributions carryover, if any, to 2009				
a From 2004	NONE			
b From 2005	NONE			
c From 2006	12,968.			
d From 2007	NONE			
e From 2008	29,310.			
f Total of lines 3a through e	42,278.			
4 Qualifying distributions for 2009 from Part XII, line 4 ▶ \$ <u>124,083.</u>				
a Applied to 2008, but not more than line 2a			NONE	
b Applied to undistributed income of prior years (Election required - see page 26 of the instructions)		NONE		
c Treated as distributions out of corpus (Election required - see page 26 of the instructions)	NONE			
d Applied to 2009 distributable amount				NONE
e Remaining amount distributed out of corpus	124,083.			
5 Excess distributions carryover applied to 2009 (If an amount appears in column (d), the same amount must be shown in column (a))	NONE			NONE
6 Enter the net total of each column as indicated below:				
a Corpus. Add lines 3f, 4c, and 4e. Subtract line 5	166,361.			
b Prior years' undistributed income. Subtract line 4b from line 2b		NONE		
c Enter the amount of prior years' undistributed income for which a notice of deficiency has been issued, or on which the section 4942(a) tax has been previously assessed		NONE		
d Subtract line 6c from line 6b. Taxable amount - see page 27 of the instructions		NONE		
e Undistributed income for 2008. Subtract line 4a from line 2a. Taxable amount - see page 27 of the instructions			NONE	
f Undistributed income for 2009. Subtract lines 4d and 5 from line 1. This amount must be distributed in 2010				NONE
7 Amounts treated as distributions out of corpus to satisfy requirements imposed by section 170(b)(1)(F) or 4942(g)(3) (see page 27 of the instructions)	NONE			
8 Excess distributions carryover from 2004 not applied on line 5 or line 7 (see page 27 of the instructions)	NONE			
9 Excess distributions carryover to 2010. Subtract lines 7 and 8 from line 6a	166,361.			
10 Analysis of line 9				
a Excess from 2005	NONE			
b Excess from 2006	12,968.			
c Excess from 2007	NONE			
d Excess from 2008	29,310.			
e Excess from 2009	124,083.			

Part XIV Private Operating Foundations (see page 27 of the instructions and Part VII-A, question 9) **NOT APPLICABLE**

1a If the foundation has received a ruling or determination letter that it is a private operating foundation, and the ruling is effective for 2009, enter the date of the ruling

b Check box to indicate whether the foundation is a private operating foundation described in section

4942(j)(3) or

4942(j)(5)

	Tax year	Prior 3 years			(e) Total
	(a) 2009	(b) 2008	(c) 2007	(d) 2006	
2a Enter the lesser of the adjusted net income from Part I or the minimum investment return from Part X for each year listed					
b 85% of line 2a					
c Qualifying distributions from Part XII, line 4 for each year listed					
d Amounts included in line 2c not used directly for active conduct of exempt activities					
e Qualifying distributions made directly for active conduct of exempt activities. Subtract line 2d from line 2c					
3 Complete 3a, b, or c for the alternative test relied upon:					
a "Assets" alternative test - enter:					
(1) Value of all assets					
(2) Value of assets qualifying under section 4942(j)(3)(B)(i).					
b "Endowment" alternative test - enter 2/3 of minimum investment return shown in Part X, line 6 for each year listed					
c "Support" alternative test - enter:					
(1) Total support other than gross investment income (interest, dividends, rents, payments on securities loans (section 512(a)(5)), or royalties).					
(2) Support from general public and 5 or more exempt organizations as provided in section 4942(j)(3)(B)(iii).					
(3) Largest amount of support from an exempt organization					
(4) Gross investment income					

Part XV Supplementary Information (Complete this part only if the foundation had \$5,000 or more in assets at any time during the year - see page 28 of the instructions.)**1 Information Regarding Foundation Managers:**

a List any managers of the foundation who have contributed more than 2% of the total contributions received by the foundation before the close of any tax year (but only if they have contributed more than \$5,000). (See section 507(d)(2).)

N/A

b List any managers of the foundation who own 10% or more of the stock of a corporation (or an equally large portion of the ownership of a partnership or other entity) of which the foundation has a 10% or greater interest.

DOUGLAS G. MOUL

2 Information Regarding Contribution, Grant, Gift, Loan, Scholarship, etc., Programs:

Check here ☐ if the foundation only makes contributions to preselected charitable organizations and does not accept unsolicited requests for funds. If the foundation makes gifts, grants, etc. (see page 28 of the instructions) to individuals or organizations under other conditions, complete items 2a, b, c, and d.

a The name, address, and telephone number of the person to whom applications should be addressed

SEE STATEMENT 15

b The form in which applications should be submitted and information and materials they should include

SEE ATTACHED STATEMENT FOR LINE 2

c Any submission deadlines:

SEE ATTACHED STATEMENT FOR LINE 2

d Any restrictions or limitations on awards, such as by geographical areas, charitable fields, kinds of institutions, or other factors:

SEE ATTACHED STATEMENT FOR LINE 2

Part XV Supplementary Information (continued)**3 Grants and Contributions Paid During the Year or Approved for Future Payment**

<div>Recipient</div> <div>Name and address (home or business)</div>	<div>If recipient is an individual, show any relationship to any foundation manager or substantial contributor</div>	<div>Foundation status of recipient</div>	<div>Purpose of grant or contribution</div>	<div>Amount</div>
a <i>Paid during the year</i> SEE STATEMENT 19				
Total.			<div>▶ 3a</div>	124,083.
b <i>Approved for future payment</i>				
Total.			<div>▶ 3b</div>	

Enter gross amounts unless otherwise indicated.

(See worksheet in line 13 instructions on page 28 to verify calculations.)



Part XVII Information Regarding Transfers To and Transactions and Relationships With Noncharitable Exempt Organizations

- | | | | |
|---|--|-------|----|
| 1 | Did the organization directly or indirectly engage in any of the following with any other organization described in section 501(c) of the Code (other than section 501(c)(3) organizations) or in section 527, relating to political organizations? | Yes | No |
| a | Transfers from the reporting foundation to a noncharitable exempt organization of | | |
| | (1) Cash | 1a(1) | X |
| | (2) Other assets | 1a(2) | X |
| b | Other transactions: | | |
| | (1) Sales of assets to a noncharitable exempt organization | 1b(1) | X |
| | (2) Purchases of assets from a noncharitable exempt organization | 1b(2) | X |
| | (3) Rental of facilities, equipment, or other assets | 1b(3) | X |
| | (4) Reimbursement arrangements | 1b(4) | X |
| | (5) Loans or loan guarantees | 1b(5) | X |
| | (6) Performance of services or membership or fundraising solicitations | 1b(6) | X |
| c | Sharing of facilities, equipment, mailing lists, other assets, or paid employees | 1c | X |
| d | If the answer to any of the above is "Yes," complete the following schedule. Column (b) should always show the fair market value of the goods, other assets, or services given by the reporting foundation. If the foundation received less than fair market value in any transaction or sharing arrangement, show in column (d) the value of the goods, other assets, or services received. | | |

[illegible]

- 2a** Is the foundation directly or indirectly affiliated with, or related to, one or more tax-exempt organizations described in section 501(c) of the Code (other than section 501(c)(3)) or in section 527? ☐ Yes ☒ No
- b** If "Yes," complete the following schedule.

(a) Name of organization	(b) Type of organization	(c) Description of relationship

Sign Here	Under penalties of perjury, I declare that I have examined this return, including accompanying schedules and statements, and to the best of my knowledge and belief, it is true, correct, and complete. Declaration of preparer (other than taxpayer or fiduciary) is based on all information of which preparer has any knowledge.			
	 Signature of officer or trustee		5-13-10 Date	Trustee Title
	Preparer's signature 	Date 05/07/2010	Check if self-employed <input type="checkbox"/>	Preparer's identifying number (See Signature on page 30 of the instructions)
Paid Preparer's Use Only	Firm's name (or yours if self-employed), address, and ZIP code BROWN INVESTMENT ADVISORY & TRUST 901 SOUTH BOND STREET BALTIMORE, MD 21231		EIN 52-1811121 Phone no 410-537-5484	

Form **990-PF** (2009)

FORM 990-PF - PART IV
CAPITAL GAINS AND LOSSES FOR TAX ON INVESTMENT INCOME

Kind of Property		Description				Date acquired	Date sold
Gross sale price less expenses of sale	Depreciation allowed/allowable	Cost or other basis	FMV as of 12/31/69	Adj. basis as of 12/31/69	Excess of FMV over adj basis	Gain or (loss)	
		TOTAL SHORT-TERM CAPITAL GAIN DIVIDENDS				178.	
756.00		10. AIR PRODUCTS & CHEMICALS INC. PROPERTY TYPE: SECURITIES 569.00				01/12/2009 187.00	08/27/2009
1,207.00		15. AIR PRODUCTS & CHEMICALS INC. PROPERTY TYPE: SECURITIES 853.00				01/12/2009 354.00	09/18/2009
1,153.00		15. AIR PRODUCTS & CHEMICALS INC. PROPERTY TYPE: SECURITIES 852.00				01/12/2009 301.00	09/25/2009
771.00		10. AIR PRODUCTS & CHEMICALS INC. PROPERTY TYPE: SECURITIES 567.00				01/12/2009 204.00	09/30/2009
3,470.00		90. ALLERGAN INC PROPERTY TYPE: SECURITIES 5,470.00				12/20/2006 -2,000.00	03/11/2009
2,651.00		75. AMETEK INC (NEW) COM PROPERTY TYPE: SECURITIES 2,834.00				06/27/2007 -183.00	07/16/2009
1,298.00		50. AMPHENOL CORP - CL A PROPERTY TYPE: SECURITIES 1,567.00				12/22/2006 -269.00	01/27/2009
869.00		60. BB&T CORP PROPERTY TYPE: SECURITIES 1,743.00				06/25/2008 -874.00	02/17/2009
1,375.00		50. BB&T CORP PROPERTY TYPE: SECURITIES 1,191.00				01/08/2009 184.00	10/13/2009
275.00		10. BB&T CORP PROPERTY TYPE: SECURITIES 261.00				06/25/2008 14.00	10/13/2009

FORM 990-PF - PART IV
CAPITAL GAINS AND LOSSES FOR TAX ON INVESTMENT INCOME

Kind of Property		Description				Date acquired	Date sold
Gross sale price less expenses of sale	Depreciation allowed/allowable	Cost or other basis	FMV as of 12/31/69	Adj. basis as of 12/31/69	Excess of FMV over adj basis	Gain or (loss)	
648.00		25. BB&T CORP PROPERTY TYPE: SECURITIES 590.00				01/08/2009 58.00	10/23/2009
259.00		10. BB&T CORP PROPERTY TYPE: SECURITIES 233.00				07/09/2008 26.00	10/23/2009
745.00		30. BB&T CORP PROPERTY TYPE: SECURITIES 670.00				05/18/2009 75.00	10/28/2009
497.00		20. BB&T CORP PROPERTY TYPE: SECURITIES 466.00				07/09/2008 31.00	10/28/2009
2,267.00		95. BB&T CORP PROPERTY TYPE: SECURITIES 2,062.00				07/24/2009 205.00	10/30/2009
304.00		17. BAC CAPITAL TRUST XII 6.875% PFD PROPERTY TYPE: SECURITIES 258.00				01/22/2009 46.00	06/02/2009
53.00		3. BAC CAPITAL TRUST XII 6.875% PFD PROPERTY TYPE: SECURITIES 46.00				01/22/2009 7.00	06/03/2009
73.00		4. BAC CAPITAL TRUST XII 6.875% PFD PROPERTY TYPE: SECURITIES 61.00				01/22/2009 12.00	06/05/2009
232.00		13. BAC CAPITAL TRUST XII 6.875% PFD PROPERTY TYPE: SECURITIES 197.00				01/22/2009 35.00	06/08/2009
320.00		18. BAC CAPITAL TRUST XII 6.875% PFD PROPERTY TYPE: SECURITIES 273.00				01/20/2009 47.00	06/09/2009
160.00		9. BAC CAPITAL TRUST XII 6.875% PFD PROPERTY TYPE: SECURITIES 135.00				01/20/2009 25.00	06/10/2009

FORM 990-PF - PART IV
CAPITAL GAINS AND LOSSES FOR TAX ON INVESTMENT INCOME

Kind of Property		Description				P or D	Date acquired	Date sold
Gross sale price less expenses of sale	Depreciation allowed/ allowable	Cost or other basis	FMV as of 12/31/69	Adj. basis as of 12/31/69	Excess of FMV over adj. basis		Gain or (loss)	
245.00		14. BAC CAPITAL TRUST XII 6.875% PFD PROPERTY TYPE: SECURITIES 210.00					01/23/2009 35.00	06/10/2009
999.00		57. BAC CAPITAL TRUST XII 6.875% PFD PROPERTY TYPE: SECURITIES 847.00					01/23/2009 152.00	06/11/2009
715.00		118. BANK OF AMERICA CORPORATION PROPERTY TYPE: SECURITIES 5,815.00					06/05/2006 -5,100.00	01/20/2009
65.00		11. BANK OF AMERICA CORPORATION PROPERTY TYPE: SECURITIES 322.00					09/15/2008 -257.00	01/20/2009
219.00		37. BANK OF AMERICA CORPORATION PROPERTY TYPE: SECURITIES 1,649.00					12/31/2007 -1,430.00	01/20/2009
359.00		62. BANK OF AMERICA CORPORATION PROPERTY TYPE: SECURITIES 1,665.00					10/10/2008 -1,306.00	01/20/2009
556.00		97. BANK OF AMERICA CORPORATION PROPERTY TYPE: SECURITIES 1,565.00					11/24/2008 -1,009.00	01/20/2009
511.00		20. BANK OF NEW YORK MELLON CORP. PROPERTY TYPE: SECURITIES 680.00					09/17/2008 -169.00	02/13/2009
465.00		15. BANK OF NEW YORK MELLON CORP. PROPERTY TYPE: SECURITIES 510.00					09/17/2008 -45.00	04/16/2009
12,000.00		12000. BELL SOUTH CORPORATION 4.20% DUE 0 PROPERTY TYPE: SECURITIES 12,000.00					10/31/2006	09/15/2009
893.00		15. BHP LIMITED SPONSORED ADR PROPERTY TYPE: SECURITIES 585.00					03/10/2009 308.00	07/29/2009

FORM 990-PF - PART IV
CAPITAL GAINS AND LOSSES FOR TAX ON INVESTMENT INCOME

Kind of Property		Description				P or D	Date acquired	Date sold
Gross sale price less expenses of sale	Depreciation allowed/ allowable	Cost or other basis	FMV as of 12/31/69	Adj. basis as of 12/31/69	Excess of FMV over adj basis		Gain or (loss)	
1,334.00		20. BHP LIMITED SPONSORED ADR PROPERTY TYPE: SECURITIES 738.00					03/06/2009 596.00	09/11/2009
2,348.00		35. BHP LIMITED SPONSORED ADR PROPERTY TYPE: SECURITIES 1,281.00					03/05/2009 1,067.00	09/18/2009
723.00		45. CAPITAL ONE FINL CORP. PROPERTY TYPE: SECURITIES 2,354.00					12/31/2007 -1,631.00	02/02/2009
241.00		15. CAPITAL ONE FINL CORP. PROPERTY TYPE: SECURITIES 662.00					08/28/2008 -421.00	02/02/2009
482.00		30. CAPITAL ONE FINL CORP. PROPERTY TYPE: SECURITIES 1,265.00					01/14/2008 -783.00	02/02/2009
2,053.00		30. CHEVRONTExACO CORP PROPERTY TYPE: SECURITIES 2,215.00					12/22/2006 -162.00	09/04/2009
11,704.00		12000. CITIGROUP INC 5% DUE 09/15/14 PROPERTY TYPE: SECURITIES 12,054.00					11/21/2006 -350.00	11/03/2009
3,485.00		100. CITRIX SYSTEMS INC PROPERTY TYPE: SECURITIES 3,410.00					06/02/2008 75.00	07/17/2009
7,698.00		525. COMCAST CORP - SPECIAL CL A NEW PROPERTY TYPE: SECURITIES 14,570.00					05/08/2007 -6,872.00	10/02/2009
4,262.00		300. COMCAST CORP - SPECIAL CL A NEW PROPERTY TYPE: SECURITIES 6,934.00					11/06/2007 -2,672.00	10/27/2009
360.00		10. CONOCOPHILLIPS PROPERTY TYPE: SECURITIES 516.00					11/28/2008 -156.00	03/05/2009

FORM 990-PF - PART IV
CAPITAL GAINS AND LOSSES FOR TAX ON INVESTMENT INCOME

Kind of Property		Description				P or D	Date acquired	Date sold
Gross sale price less expenses of sale	Depreciation allowed/ allowable	Cost or other basis	FMV as of 12/31/69	Adj. basis as of 12/31/69	Excess of FMV over adj. basis		Gain or (loss)	
1,259.00		35. CONOCOPHILLIPS PROPERTY TYPE: SECURITIES 2,235.00					06/05/2006 -976.00	03/05/2009
2,301.00		50. CONOCOPHILLIPS PROPERTY TYPE: SECURITIES 2,493.00					11/28/2008 -192.00	05/19/2009
1,115.00		20. DEERE & CO. PROPERTY TYPE: SECURITIES 805.00					07/29/2009 310.00	12/22/2009
3,525.00		350. DELL INC. PROPERTY TYPE: SECURITIES 9,122.00					12/22/2006 -5,597.00	01/27/2009
787.00		65. DELL INC. PROPERTY TYPE: SECURITIES 1,304.00					05/14/2008 -517.00	05/05/2009
242.00		20. DELL INC. PROPERTY TYPE: SECURITIES 391.00					04/18/2008 -149.00	05/05/2009
895.00		75. DELL INC. PROPERTY TYPE: SECURITIES 1,461.00					04/18/2008 -566.00	05/05/2009
763.00		70. DELL INC. PROPERTY TYPE: SECURITIES 1,359.00					04/29/2008 -596.00	05/11/2009
558.00		50. DELL INC. PROPERTY TYPE: SECURITIES 955.00					05/01/2008 -397.00	05/18/2009
1,823.00		30. DEVON ENERGY CORP PROPERTY TYPE: SECURITIES 1,804.00					02/02/2009 19.00	05/07/2009
3,409.00		50. DEVON ENERGY CORP PROPERTY TYPE: SECURITIES 2,734.00					03/04/2009 675.00	11/06/2009

FORM 990-PF - PART IV
CAPITAL GAINS AND LOSSES FOR TAX ON INVESTMENT INCOME

Kind of Property		Description				Date acquired	Date sold
Gross sale price less expenses of sale	Depreciation allowed/allowable	Cost or other basis	FMV as of 12/31/69	Adj. basis as of 12/31/69	Excess of FMV over adj basis	Gain or (loss)	
830.00		15. DIAGEO PLC-SPONSORED ADR NEW REPSTG PROPERTY TYPE: SECURITIES 1,128.00				09/02/2008 -298.00	02/05/2009
874.00		20. DIAGEO PLC-SPONSORED ADR NEW REPSTG PROPERTY TYPE: SECURITIES 1,504.00				09/02/2008 -630.00	03/03/2009
1,289.00		30. DIAGEO PLC-SPONSORED ADR NEW REPSTG PROPERTY TYPE: SECURITIES 2,254.00				09/15/2008 -965.00	03/06/2009
621.00		15. DIAGEO PLC-SPONSORED ADR NEW REPSTG PROPERTY TYPE: SECURITIES 1,103.00				09/11/2008 -482.00	03/09/2009
869.00		20. DIAGEO PLC-SPONSORED ADR NEW REPSTG PROPERTY TYPE: SECURITIES 1,460.00				09/11/2008 -591.00	03/19/2009
2,854.00		50. DIAGEO PLC-SPONSORED ADR NEW REPSTG PROPERTY TYPE: SECURITIES 3,443.00				10/07/2008 -589.00	06/30/2009
468.00		15. DOVER CORP. PROPERTY TYPE: SECURITIES 739.00				12/20/2006 -271.00	01/15/2009
1,547.00		50. DOVER CORP. PROPERTY TYPE: SECURITIES 2,465.00				12/20/2006 -918.00	01/15/2009
2,580.00		120. E I DU PONT DE NEMOURS & CO. PROPERTY TYPE: SECURITIES 5,887.00				10/11/2007 -3,307.00	03/19/2009
2,396.00		225. EMC CORP PROPERTY TYPE: SECURITIES 3,030.00				12/20/2006 -634.00	01/27/2009
1,031.00		25. EATON CORP. PROPERTY TYPE: SECURITIES 1,156.00				12/12/2008 -125.00	04/02/2009

FORM 990-PF - PART IV
CAPITAL GAINS AND LOSSES FOR TAX ON INVESTMENT INCOME

Kind of Property		Description				Date acquired	Date sold
Gross sale price less expenses of sale	Depreciation allowed/allowable	Cost or other basis	FMV as of 12/31/69	Adj. basis as of 12/31/69	Excess of FMV over adj basis	Gain or (loss)	
819.00		20. EATON CORP. PROPERTY TYPE: SECURITIES 888.00				12/18/2008 -69.00	04/06/2009
977.00		15. EATON CORP. PROPERTY TYPE: SECURITIES 665.00				11/24/2008 312.00	11/09/2009
2,505.00		40. EATON CORP. PROPERTY TYPE: SECURITIES 1,774.00				11/24/2008 731.00	11/19/2009
1,315.00		20. EATON CORP. PROPERTY TYPE: SECURITIES 887.00				11/24/2008 428.00	12/07/2009
638.00		10. EATON CORP. PROPERTY TYPE: SECURITIES 442.00				11/25/2008 196.00	12/08/2009
453.00		25. ELECTRONIC ARTS PROPERTY TYPE: SECURITIES 420.00				01/20/2009 33.00	08/31/2009
3,622.00		200. ELECTRONIC ARTS PROPERTY TYPE: SECURITIES 10,438.00				02/26/2007 -6,816.00	08/31/2009
104.00		2. FMC TECHNOLOGIES INC PROPERTY TYPE: SECURITIES 60.00				12/20/2006 44.00	09/25/2009
1,193.00		23. FMC TECHNOLOGIES INC PROPERTY TYPE: SECURITIES 695.00				12/20/2006 498.00	09/25/2009
68.00		67.84 FHLMO POOL M80931 GOLD 5.50% DUE 0 PROPERTY TYPE: SECURITIES 68.00				05/30/2007	01/15/2009
1,476.00		1476.32 FHLMO POOL M80931 GOLD 5.50% DUE PROPERTY TYPE: SECURITIES 1,476.00				05/30/2007	02/15/2009

FORM 990-PF - PART IV
CAPITAL GAINS AND LOSSES FOR TAX ON INVESTMENT INCOME

Kind of Property		Description				P or D	Date acquired	Date sold
Gross sale price less expenses of sale	Depreciation allowed/ allowable	Cost or other basis	FMV as of 12/31/69	Adj. basis as of 12/31/69	Excess of FMV over adj basis		Gain or (loss)	
1,481.00		1480.54 FHLMC POOL M80931 GOLD 5.50% DUE PROPERTY TYPE: SECURITIES 1,481.00					05/30/2007	03/15/2009
1,132.00		1132.01 FHLMC POOL M80931 GOLD 5.50% DUE PROPERTY TYPE: SECURITIES 1,132.00					05/30/2007	04/15/2009
314.00		313.77 FHLMC POOL M80931 GOLD 5.50% DUE PROPERTY TYPE: SECURITIES 314.00					05/30/2007	05/15/2009
530.00		529.92 FHLMC POOL M80931 GOLD 5.50% DUE PROPERTY TYPE: SECURITIES 530.00					05/30/2007	06/15/2009
1,051.00		1051.32 FHLMC POOL M80931 GOLD 5.50% DUE PROPERTY TYPE: SECURITIES 1,051.00					05/30/2007	07/15/2009
830.00		829.51 FHLMC POOL M80931 GOLD 5.50% DUE PROPERTY TYPE: SECURITIES 830.00					05/30/2007	08/15/2009
1,495.00		1494.67 FHLMC POOL M80931 GOLD 5.50% DUE PROPERTY TYPE: SECURITIES 1,495.00					05/30/2007	09/15/2009
320.00		319.73 FHLMC POOL M80931 GOLD 5.50% DUE PROPERTY TYPE: SECURITIES 320.00					05/30/2007	10/15/2009
108.00		107.67 FHLMC POOL M80931 GOLD 5.50% DUE PROPERTY TYPE: SECURITIES 108.00					05/30/2007	11/16/2009
387.00		386.77 FHLMC POOL M80931 GOLD 5.50% DUE PROPERTY TYPE: SECURITIES 387.00					05/30/2007	12/15/2009
353.00		353.09 FHLMC POOL G11649 GOLD 4.50% DUE PROPERTY TYPE: SECURITIES 339.00					05/30/2007	01/15/2009 14.00

FORM 990-PF - PART IV
CAPITAL GAINS AND LOSSES FOR TAX ON INVESTMENT INCOME

Kind of Property		Description				P or D	Date acquired	Date sold
Gross sale price less expenses of sale	Depreciation allowed/ allowable	Cost or other basis	FMV as of 12/31/69	Adj. basis as of 12/31/69	Excess of FMV over adj basis		Gain or (loss)	
428.00		428.39 FHLMC POOL G11649 GOLD 4.50% DUE PROPERTY TYPE: SECURITIES 412.00					05/30/2007 16.00	02/15/2009
495.00		495.37 FHLMC POOL G11649 GOLD 4.50% DUE PROPERTY TYPE: SECURITIES 476.00					05/30/2007 19.00	03/15/2009
569.00		568.71 FHLMC POOL G11649 GOLD 4.50% DUE PROPERTY TYPE: SECURITIES 546.00					05/30/2007 23.00	04/15/2009
612.00		612.06 FHLMC POOL G11649 GOLD 4.50% DUE PROPERTY TYPE: SECURITIES 588.00					05/30/2007 24.00	05/15/2009
572.00		572.33 FHLMC POOL G11649 GOLD 4.50% DUE PROPERTY TYPE: SECURITIES 550.00					05/30/2007 22.00	06/15/2009
600.00		599.54 FHLMC POOL G11649 GOLD 4.50% DUE PROPERTY TYPE: SECURITIES 576.00					05/30/2007 24.00	07/15/2009
531.00		531.42 FHLMC POOL G11649 GOLD 4.50% DUE PROPERTY TYPE: SECURITIES 511.00					05/30/2007 20.00	08/15/2009
503.00		502.88 FHLMC POOL G11649 GOLD 4.50% DUE PROPERTY TYPE: SECURITIES 483.00					05/30/2007 20.00	09/15/2009
425.00		424.95 FHLMC POOL G11649 GOLD 4.50% DUE PROPERTY TYPE: SECURITIES 408.00					05/30/2007 17.00	10/15/2009
472.00		472.13 FHLMC POOL G11649 GOLD 4.50% DUE PROPERTY TYPE: SECURITIES 454.00					05/30/2007 18.00	11/15/2009
463.00		463.37 FHLMC POOL G11649 GOLD 4.50% DUE PROPERTY TYPE: SECURITIES 445.00					05/30/2007 18.00	12/15/2009

FORM 990-PF - PART IV
CAPITAL GAINS AND LOSSES FOR TAX ON INVESTMENT INCOME

Kind of Property		Description				Date acquired	Date sold
Gross sale price less expenses of sale	Depreciation allowed/allowable	Cost or other basis	FMV as of 12/31/69	Adj. basis as of 12/31/69	Excess of FMV over adj basis	Gain or (loss)	
745.00		744.89 FHLMC POOL A40782 GOLD 5% DUE 12/				05/30/2007	01/15/2009
		PROPERTY TYPE: SECURITIES					
		711.00				34.00	
51.00		50.71 FHLMC POOL A40782 GOLD 5% DUE 12/1				05/30/2007	02/15/2009
		PROPERTY TYPE: SECURITIES					
		48.00				3.00	
51.00		50.96 FHLMC POOL A40782 GOLD 5% DUE 12/1				05/30/2007	03/15/2009
		PROPERTY TYPE: SECURITIES					
		49.00				2.00	
842.00		842.27 FHLMC POOL A40782 GOLD 5% DUE 12/				05/30/2007	04/15/2009
		PROPERTY TYPE: SECURITIES					
		804.00				38.00	
1,781.00		1780.72 FHLMC POOL A40782 GOLD 5% DUE 12				05/30/2007	05/15/2009
		PROPERTY TYPE: SECURITIES					
		1,699.00				82.00	
49.00		48.62 FHLMC POOL A40782 GOLD 5% DUE 12/1				05/30/2007	06/15/2009
		PROPERTY TYPE: SECURITIES					
		46.00				3.00	
50.00		49.5 FHLMC POOL A40782 GOLD 5% DUE 12/1/				05/30/2007	07/15/2009
		PROPERTY TYPE: SECURITIES					
		47.00				3.00	
50.00		49.75 FHLMC POOL A40782 GOLD 5% DUE 12/1				05/30/2007	08/15/2009
		PROPERTY TYPE: SECURITIES					
		47.00				3.00	
50.00		50.01 FHLMC POOL A40782 GOLD 5% DUE 12/1				05/30/2007	09/15/2009
		PROPERTY TYPE: SECURITIES					
		48.00				2.00	
52.00		51.71 FHLMC POOL A40782 GOLD 5% DUE 12/1				05/30/2007	10/15/2009
		PROPERTY TYPE: SECURITIES					
		49.00				3.00	
685.00		685.37 FHLMC POOL A40782 GOLD 5% DUE 12/				05/30/2007	11/15/2009
		PROPERTY TYPE: SECURITIES					
		654.00				31.00	

FORM 990-PF - PART IV
CAPITAL GAINS AND LOSSES FOR TAX ON INVESTMENT INCOME

Kind of Property		Description				Date acquired	Date sold
Gross sale price less expenses of sale	Depreciation allowed/allowable	Cost or other basis	FMV as of 12/31/69	Adj. basis as of 12/31/69	Excess of FMV over adj basis	Gain or (loss)	
49.00		49.2 FHLMC POOL A40782 GOLD 5% DUE 12/1/ PROPERTY TYPE: SECURITIES 47.00				05/30/2007 2.00	12/15/2009
428.00		427.86 FHLMC POOL #C90993 5.5% DUE 10/01 PROPERTY TYPE: SECURITIES 423.00				08/27/2007 5.00	01/15/2009
594.00		593.95 FHLMC POOL #C90993 5.5% DUE 10/01 PROPERTY TYPE: SECURITIES 587.00				08/27/2007 7.00	02/15/2009
1,170.00		1169.62 FHLMC POOL #C90993 5.5% DUE 10/0 PROPERTY TYPE: SECURITIES 1,157.00				08/27/2007 13.00	03/15/2009
1,482.00		1481.58 FHLMC POOL #C90993 5.5% DUE 10/0 PROPERTY TYPE: SECURITIES 1,465.00				08/27/2007 17.00	04/15/2009
1,241.00		1241.22 FHLMC POOL #C90993 5.5% DUE 10/0 PROPERTY TYPE: SECURITIES 1,228.00				08/27/2007 13.00	05/15/2009
1,285.00		1285.22 FHLMC POOL #C90993 5.5% DUE 10/0 PROPERTY TYPE: SECURITIES 1,271.00				08/27/2007 14.00	06/15/2009
792.00		792.27 FHLMC POOL #C90993 5.5% DUE 10/01 PROPERTY TYPE: SECURITIES 784.00				08/27/2007 8.00	07/15/2009
1,127.00		1127.15 FHLMC POOL #C90993 5.5% DUE 10/0 PROPERTY TYPE: SECURITIES 1,115.00				08/27/2007 12.00	08/15/2009
1,092.00		1091.73 FHLMC POOL #C90993 5.5% DUE 10/0 PROPERTY TYPE: SECURITIES 1,080.00				08/27/2007 12.00	09/15/2009
611.00		610.95 FHLMC POOL #C90993 5.5% DUE 10/01 PROPERTY TYPE: SECURITIES 604.00				08/27/2007 7.00	10/15/2009

FORM 990-PF - PART IV
CAPITAL GAINS AND LOSSES FOR TAX ON INVESTMENT INCOME

Kind of Property		Description				P or D	Date acquired	Date sold
Gross sale price less expenses of sale	Depreciation allowed/ allowable	Cost or other basis	FMV as of 12/31/69	Adj. basis as of 12/31/69	Excess of FMV over adj basis		Gain or (loss)	
549.00		549.45 FHLMC POOL #C90993 5.5% DUE 10/01 PROPERTY TYPE: SECURITIES 543.00					08/27/2007 6.00	11/15/2009
574.00		574.16 FHLMC POOL #C90993 5.5% DUE 10/01 PROPERTY TYPE: SECURITIES 568.00					08/27/2007 6.00	12/15/2009
280.00		280.06 FHLB 00-0606 SERIES Y 5.27% DUE 1 PROPERTY TYPE: SECURITIES 281.00					02/26/2007 -1.00	01/28/2009
543.00		542.7 FHLB 00-0606 SERIES Y 5.27% DUE 12 PROPERTY TYPE: SECURITIES 545.00					02/26/2007 -2.00	02/28/2009
885.00		885.31 FHLB 00-0606 SERIES Y 5.27% DUE 1 PROPERTY TYPE: SECURITIES 889.00					02/26/2007 -4.00	03/28/2009
987.00		987.09 FHLB 00-0606 SERIES Y 5.27% DUE 1 PROPERTY TYPE: SECURITIES 991.00					02/26/2007 -4.00	04/28/2009
951.00		950.85 FHLB 00-0606 SERIES Y 5.27% DUE 1 PROPERTY TYPE: SECURITIES 955.00					02/26/2007 -4.00	05/28/2009
939.00		939.05 FHLB 00-0606 SERIES Y 5.27% DUE 1 PROPERTY TYPE: SECURITIES 943.00					02/26/2007 -4.00	06/28/2009
972.00		972.44 FHLB 00-0606 SERIES Y 5.27% DUE 1 PROPERTY TYPE: SECURITIES 977.00					02/26/2007 -5.00	07/28/2009
783.00		783.26 FHLB 00-0606 SERIES Y 5.27% DUE 1 PROPERTY TYPE: SECURITIES 787.00					02/26/2007 -4.00	08/28/2009
527.00		526.9 FHLB 00-0606 SERIES Y 5.27% DUE 12 PROPERTY TYPE: SECURITIES 529.00					02/26/2007 -2.00	09/28/2009

FORM 990-PF - PART IV
CAPITAL GAINS AND LOSSES FOR TAX ON INVESTMENT INCOME

Kind of Property		Description				Date acquired	Date sold
Gross sale price less expenses of sale	Depreciation allowed/allowable	Cost or other basis	FMV as of 12/31/69	Adj. basis as of 12/31/69	Excess of FMV over adj basis	Gain or (loss)	
415.00		415.38 FHLB 00-0606 SERIES Y 5.27% DUE 1 PROPERTY TYPE: SECURITIES 417.00				02/26/2007 -2.00	10/28/2009
28,489.00		26860.31 FHLB 00-0606 SERIES Y 5.27% DUE PROPERTY TYPE: SECURITIES 26,979.00				02/26/2007 1,510.00	10/30/2009
24,000.00		24000. FEDERAL HOME LN MTG NT PROPERTY TYPE: SECURITIES 24,000.00				11/16/2006	03/15/2009
755.00		755.27 FNMA PASS-THRU POOL 256752 6% DUE PROPERTY TYPE: SECURITIES 777.00				02/07/2008 -22.00	01/25/2009
556.00		556.49 FNMA PASS-THRU POOL 256752 6% DUE PROPERTY TYPE: SECURITIES 573.00				02/07/2008 -17.00	02/25/2009
1,422.00		1421.54 FNMA PASS-THRU POOL 256752 6% DU PROPERTY TYPE: SECURITIES 1,463.00				02/07/2008 -41.00	03/25/2009
1,914.00		1914.48 FNMA PASS-THRU POOL 256752 6% DU PROPERTY TYPE: SECURITIES 1,970.00				02/07/2008 -56.00	04/25/2009
958.00		957.76 FNMA PASS-THRU POOL 256752 6% DUE PROPERTY TYPE: SECURITIES 986.00				02/07/2008 -28.00	05/26/2009
1,718.00		1718.45 FNMA PASS-THRU POOL 256752 6% DU PROPERTY TYPE: SECURITIES 1,768.00				02/07/2008 -50.00	06/25/2009
1,383.00		1383.02 FNMA PASS-THRU POOL 256752 6% DU PROPERTY TYPE: SECURITIES 1,423.00				02/07/2008 -40.00	07/27/2009
1,788.00		1787.69 FNMA PASS-THRU POOL 256752 6% DU PROPERTY TYPE: SECURITIES 1,840.00				02/07/2008 -52.00	08/25/2009

FORM 990-PF - PART IV
CAPITAL GAINS AND LOSSES FOR TAX ON INVESTMENT INCOME

Kind of Property		Description				Date acquired	Date sold
Gross sale price less expenses of sale	Depreciation allowed/allowable	Cost or other basis	FMV as of 12/31/69	Adj. basis as of 12/31/69	Excess of FMV over adj basis	Gain or (loss)	
1,090.00		1090.12 FNMA PASS-THRU POOL 256752 6% DU PROPERTY TYPE: SECURITIES 1,122.00				02/07/2008 -32.00	09/25/2009
1,090.00		1090.08 FNMA PASS-THRU POOL 256752 6% DU PROPERTY TYPE: SECURITIES 1,122.00				02/07/2008 -32.00	10/26/2009
1,194.00		1193.98 FNMA PASS-THRU POOL 256752 6% DU PROPERTY TYPE: SECURITIES 1,229.00				02/07/2008 -35.00	11/25/2009
1,000.00		999.91 FNMA PASS-THRU POOL 256752 6% DUE PROPERTY TYPE: SECURITIES 1,029.00				02/07/2008 -29.00	12/28/2009
502.00		501.68 FNMA PASS-THRU POOL 257048 6% DUE PROPERTY TYPE: SECURITIES 510.00				12/18/2007 -8.00	01/25/2009
1,053.00		1053.2 FNMA PASS-THRU POOL 257048 6% DUE PROPERTY TYPE: SECURITIES 1,071.00				12/18/2007 -18.00	02/25/2009
1,000.00		999.75 FNMA PASS-THRU POOL 257048 6% DUE PROPERTY TYPE: SECURITIES 1,016.00				12/18/2007 -16.00	03/25/2009
1,053.00		1053.11 FNMA PASS-THRU POOL 257048 6% DU PROPERTY TYPE: SECURITIES 1,071.00				12/18/2007 -18.00	04/27/2009
927.00		927.33 FNMA PASS-THRU POOL 257048 6% DUE PROPERTY TYPE: SECURITIES 943.00				12/18/2007 -16.00	05/26/2009
922.00		921.84 FNMA PASS-THRU POOL 257048 6% DUE PROPERTY TYPE: SECURITIES 937.00				12/18/2007 -15.00	06/25/2009
1,088.00		1088.48 FNMA PASS-THRU POOL 257048 6% DU PROPERTY TYPE: SECURITIES 1,107.00				12/18/2007 -19.00	07/27/2009

FORM 990-PF - PART IV
CAPITAL GAINS AND LOSSES FOR TAX ON INVESTMENT INCOME

Kind of Property		Description				Date acquired	Date sold
Gross sale price less expenses of sale	Depreciation allowed/allowable	Cost or other basis	FMV as of 12/31/69	Adj. basis as of 12/31/69	Excess of FMV over adj basis	Gain or (loss)	
901.00		900.9 FNMA PASS-THRU POOL 257048 6% DUE PROPERTY TYPE: SECURITIES 916.00				12/18/2007 -15.00	08/25/2009
828.00		827.99 FNMA PASS-THRU POOL 257048 6% DUE PROPERTY TYPE: SECURITIES 842.00				12/18/2007 -14.00	09/25/2009
921.00		920.66 FNMA PASS-THRU POOL 257048 6% DUE PROPERTY TYPE: SECURITIES 936.00				12/18/2007 -15.00	10/26/2009
866.00		865.74 FNMA PASS-THRU POOL 257048 6% DUE PROPERTY TYPE: SECURITIES 880.00				12/18/2007 -14.00	11/25/2009
724.00		723.88 FNMA PASS-THRU POOL 257048 6% DUE PROPERTY TYPE: SECURITIES 736.00				12/18/2007 -12.00	12/28/2009
262.00		261.79 FNMA POOL 888218 PASS THRU 5% DUE PROPERTY TYPE: SECURITIES 251.00				03/06/2008 11.00	01/25/2009
692.00		692.11 FNMA POOL 888218 PASS THRU 5% DUE PROPERTY TYPE: SECURITIES 664.00				03/06/2008 28.00	02/25/2009
986.00		986.48 FNMA POOL 888218 PASS THRU 5% DUE PROPERTY TYPE: SECURITIES 946.00				03/06/2008 40.00	03/25/2009
936.00		936.44 FNMA POOL 888218 PASS THRU 5% DUE PROPERTY TYPE: SECURITIES 898.00				03/06/2008 38.00	04/27/2009
914.00		914.44 FNMA POOL 888218 PASS THRU 5% DUE PROPERTY TYPE: SECURITIES 877.00				03/06/2008 37.00	05/26/2009
1,121.00		1120.84 FNMA POOL 888218 PASS THRU 5% DU PROPERTY TYPE: SECURITIES 1,075.00				03/06/2008 46.00	06/25/2009

FORM 990-PF - PART IV
CAPITAL GAINS AND LOSSES FOR TAX ON INVESTMENT INCOME

Kind of Property		Description				Date acquired	Date sold
Gross sale price less expenses of sale	Depreciation allowed/allowable	Cost or other basis	FMV as of 12/31/69	Adj. basis as of 12/31/69	Excess of FMV over adj basis	Gain or (loss)	
952.00		952.41 FNMA POOL 888218 PASS THRU 5% DUE PROPERTY TYPE: SECURITIES 913.00				03/06/2008 39.00	07/27/2009
857.00		856.86 FNMA POOL 888218 PASS THRU 5% DUE PROPERTY TYPE: SECURITIES 822.00				03/06/2008 35.00	08/25/2009
516.00		516.08 FNMA POOL 888218 PASS THRU 5% DUE PROPERTY TYPE: SECURITIES 495.00				03/06/2008 21.00	09/25/2009
407.00		407.07 FNMA POOL 888218 PASS THRU 5% DUE PROPERTY TYPE: SECURITIES 390.00				03/06/2008 17.00	10/26/2009
510.00		510.44 FNMA POOL 888218 PASS THRU 5% DUE PROPERTY TYPE: SECURITIES 490.00				03/06/2008 20.00	11/25/2009
431.00		430.66 FNMA POOL 888218 PASS THRU 5% DUE PROPERTY TYPE: SECURITIES 413.00				03/06/2008 18.00	12/28/2009
367.00		366.82 FNMA POOL 889584 PASS THRU 5.5% D PROPERTY TYPE: SECURITIES 365.00				06/06/2008 2.00	01/25/2009
556.00		555.84 FNMA POOL 889584 PASS THRU 5.5% D PROPERTY TYPE: SECURITIES 552.00				06/06/2008 4.00	02/25/2009
778.00		778.35 FNMA POOL 889584 PASS THRU 5.5% D PROPERTY TYPE: SECURITIES 774.00				06/06/2008 4.00	03/25/2009
823.00		823.05 FNMA POOL 889584 PASS THRU 5.5% D PROPERTY TYPE: SECURITIES 818.00				06/06/2008 5.00	04/27/2009
905.00		904.77 FNMA POOL 889584 PASS THRU 5.5% D PROPERTY TYPE: SECURITIES 899.00				06/06/2008 6.00	05/26/2009

FORM 990-PF - PART IV
CAPITAL GAINS AND LOSSES FOR TAX ON INVESTMENT INCOME

Kind of Property		Description				Date acquired	Date sold
Gross sale price less expenses of sale	Depreciation allowed/allowable	Cost or other basis	FMV as of 12/31/69	Adj. basis as of 12/31/69	Excess of FMV over adj basis	Gain or (loss)	
922.00		921.76 FNMA POOL 889584 PASS THRU 5.5% D PROPERTY TYPE: SECURITIES 916.00				06/06/2008 6.00	06/25/2009
873.00		873.25 FNMA POOL 889584 PASS THRU 5.5% D PROPERTY TYPE: SECURITIES 868.00				06/06/2008 5.00	07/27/2009
773.00		772.97 FNMA POOL 889584 PASS THRU 5.5% D PROPERTY TYPE: SECURITIES 768.00				06/06/2008 5.00	08/25/2009
518.00		517.82 FNMA POOL 889584 PASS THRU 5.5% D PROPERTY TYPE: SECURITIES 515.00				06/06/2008 3.00	09/25/2009
651.00		650.83 FNMA POOL 889584 PASS THRU 5.5% D PROPERTY TYPE: SECURITIES 647.00				06/06/2008 4.00	10/26/2009
597.00		597.15 FNMA POOL 889584 PASS THRU 5.5% D PROPERTY TYPE: SECURITIES 594.00				06/06/2008 3.00	11/25/2009
509.00		509.34 FNMA POOL 889584 PASS THRU 5.5% D PROPERTY TYPE: SECURITIES 506.00				06/06/2008 3.00	12/28/2009
615.00		614.79 FNMA POOL 889738 PASS THRU 5% DUE PROPERTY TYPE: SECURITIES 606.00				06/25/2008 9.00	01/25/2009
794.00		794.13 FNMA POOL 889738 PASS THRU 5% DUE PROPERTY TYPE: SECURITIES 783.00				06/25/2008 11.00	02/25/2009
1,019.00		1019.2 FNMA POOL 889738 PASS THRU 5% DUE PROPERTY TYPE: SECURITIES 1,006.00				06/25/2008 13.00	03/25/2009
1,220.00		1219.5 FNMA POOL 889738 PASS THRU 5% DUE PROPERTY TYPE: SECURITIES 1,203.00				06/25/2008 17.00	04/27/2009

FORM 990-PF - PART IV
CAPITAL GAINS AND LOSSES FOR TAX ON INVESTMENT INCOME

Kind of Property		Description				Date acquired	Date sold
Gross sale price less expenses of sale	Depreciation allowed/allowable	Cost or other basis	FMV as of 12/31/69	Adj. basis as of 12/31/69	Excess of FMV over adj basis	Gain or (loss)	
1,442.00		1441.66 FNMA POOL 889738 PASS THRU 5% DU PROPERTY TYPE: SECURITIES 1,423.00				06/25/2008 19.00	05/26/2009
1,074.00		1073.83 FNMA POOL 889738 PASS THRU 5% DU PROPERTY TYPE: SECURITIES 1,060.00				06/25/2008 14.00	06/25/2009
1,172.00		1172.27 FNMA POOL 889738 PASS THRU 5% DU PROPERTY TYPE: SECURITIES 1,157.00				06/25/2008 15.00	07/27/2009
871.00		871. FNMA POOL 889738 PASS THRU 5% DUE 0 PROPERTY TYPE: SECURITIES 860.00				06/25/2008 11.00	08/25/2009
1,104.00		1104.45 FNMA POOL 889738 PASS THRU 5% DU PROPERTY TYPE: SECURITIES 1,090.00				06/25/2008 14.00	09/25/2009
929.00		928.75 FNMA POOL 889738 PASS THRU 5% DUE PROPERTY TYPE: SECURITIES 917.00				06/25/2008 12.00	10/26/2009
870.00		869.66 FNMA POOL 889738 PASS THRU 5% DUE PROPERTY TYPE: SECURITIES 859.00				06/25/2008 11.00	11/25/2009
858.00		858.13 FNMA POOL 889738 PASS THRU 5% DUE PROPERTY TYPE: SECURITIES 847.00				06/25/2008 11.00	12/28/2009
52.00		52.33 FNMA POOL 909932 6% DUE 03/01/37 PROPERTY TYPE: SECURITIES 53.00				02/05/2007 -1.00	01/25/2009
693.00		693.02 FNMA POOL 909932 6% DUE 03/01/37 PROPERTY TYPE: SECURITIES 697.00				02/05/2007 -4.00	02/25/2009
61.00		60.76 FNMA POOL 909932 6% DUE 03/01/37 PROPERTY TYPE: SECURITIES 61.00				02/05/2007	03/25/2009

FORM 990-PF - PART IV
CAPITAL GAINS AND LOSSES FOR TAX ON INVESTMENT INCOME

Kind of Property		Description				Date acquired	Date sold
Gross sale price less expenses of sale	Depreciation allowed/allowable	Cost or other basis	FMV as of 12/31/69	Adj. basis as of 12/31/69	Excess of FMV over adj basis	Gain or (loss)	
597.00		596.98 FNMA POOL 909932 6% DUE 03/01/37 PROPERTY TYPE: SECURITIES 601.00				02/05/2007 -4.00	04/27/2009
589.00		589.28 FNMA POOL 909932 6% DUE 03/01/37 PROPERTY TYPE: SECURITIES 593.00				02/05/2007 -4.00	05/25/2009
56.00		56.31 FNMA POOL 909932 6% DUE 03/01/37 PROPERTY TYPE: SECURITIES 57.00				02/05/2007 -1.00	06/25/2009
50.00		49.93 FNMA POOL 909932 6% DUE 03/01/37 PROPERTY TYPE: SECURITIES 50.00				02/05/2007	07/27/2009
607.00		607.2 FNMA POOL 909932 6% DUE 03/01/37 PROPERTY TYPE: SECURITIES 611.00				02/05/2007 -4.00	08/25/2009
898.00		897.78 FNMA POOL 909932 6% DUE 03/01/37 PROPERTY TYPE: SECURITIES 903.00				02/05/2007 -5.00	09/25/2009
775.00		774.92 FNMA POOL 909932 6% DUE 03/01/37 PROPERTY TYPE: SECURITIES 780.00				02/05/2007 -5.00	10/26/2009
837.00		837.08 FNMA POOL 909932 6% DUE 03/01/37 PROPERTY TYPE: SECURITIES 842.00				02/05/2007 -5.00	11/25/2009
46.00		45.71 FNMA POOL 909932 6% DUE 03/01/37 PROPERTY TYPE: SECURITIES 46.00				02/05/2007	12/28/2009
245.00		244.77 FNMA POOL 944581 PASS THRU 5% DUE PROPERTY TYPE: SECURITIES 246.00				05/27/2008 -1.00	01/25/2009
988.00		988.2 FNMA POOL 944581 PASS THRU 5% DUE PROPERTY TYPE: SECURITIES 992.00				05/27/2008 -4.00	02/25/2009

FORM 990-PF - PART IV
CAPITAL GAINS AND LOSSES FOR TAX ON INVESTMENT INCOME

Kind of Property		Description				Date acquired	Date sold
Gross sale price less expenses of sale	Depreciation allowed/allowable	Cost or other basis	FMV as of 12/31/69	Adj. basis as of 12/31/69	Excess of FMV over adj basis	Gain or (loss)	
1,515.00		1515.06 FNMA POOL 944581 PASS THRU 5% DU PROPERTY TYPE: SECURITIES 1,521.00				05/27/2008 -6.00	03/25/2009
1,390.00		1390.47 FNMA POOL 944581 PASS THRU 5% DU PROPERTY TYPE: SECURITIES 1,396.00				05/27/2008 -6.00	04/25/2009
1,497.00		1496.64 FNMA POOL 944581 PASS THRU 5% DU PROPERTY TYPE: SECURITIES 1,503.00				05/27/2008 -6.00	05/25/2009
1,034.00		1033.96 FNMA POOL 944581 PASS THRU 5% DU PROPERTY TYPE: SECURITIES 1,038.00				05/27/2008 -4.00	06/25/2009
1,307.00		1307.47 FNMA POOL 944581 PASS THRU 5% DU PROPERTY TYPE: SECURITIES 1,313.00				05/27/2008 -6.00	07/25/2009
1,979.00		1978.89 FNMA POOL 944581 PASS THRU 5% DU PROPERTY TYPE: SECURITIES 1,987.00				05/27/2008 -8.00	08/25/2009
745.00		744.77 FNMA POOL 944581 PASS THRU 5% DUE PROPERTY TYPE: SECURITIES 748.00				05/27/2008 -3.00	09/25/2009
383.00		383.09 FNMA POOL 944581 PASS THRU 5% DUE PROPERTY TYPE: SECURITIES 385.00				05/27/2008 -2.00	10/25/2009
467.00		466.93 FNMA POOL 944581 PASS THRU 5% DUE PROPERTY TYPE: SECURITIES 469.00				05/27/2008 -2.00	11/25/2009
793.00		792.92 FNMA POOL 944581 PASS THRU 5% DUE PROPERTY TYPE: SECURITIES 796.00				05/27/2008 -3.00	12/25/2009
549.00		6. FRANKLIN RESOURCES INC. PROPERTY TYPE: SECURITIES 545.00				09/30/2008 4.00	08/05/2009

FORM 990-PF - PART IV
CAPITAL GAINS AND LOSSES FOR TAX ON INVESTMENT INCOME

Kind of Property		Description				P or D	Date acquired	Date sold
Gross sale price less expenses of sale	Depreciation allowed/ allowable	Cost or other basis	FMV as of 12/31/69	Adj. basis as of 12/31/69	Excess of FMV over adj basis		Gain or (loss)	
2,194.00		24. FRANKLIN RESOURCES INC. PROPERTY TYPE: SECURITIES 2,179.00					09/30/2008 15.00	08/05/2009
455.00		5. FRANKLIN RESOURCES INC. PROPERTY TYPE: SECURITIES 446.00					10/02/2008 9.00	08/05/2009
1,387.00		15. FRANKLIN RESOURCES INC. PROPERTY TYPE: SECURITIES 1,075.00					10/07/2008 312.00	08/07/2009
926.00		10. FRANKLIN RESOURCES INC. PROPERTY TYPE: SECURITIES 612.00					10/10/2008 314.00	08/27/2009
987.00		10. FRANKLIN RESOURCES INC. PROPERTY TYPE: SECURITIES 611.00					10/10/2008 376.00	09/25/2009
1,094.00		10. FRANKLIN RESOURCES INC. PROPERTY TYPE: SECURITIES 562.00					10/28/2008 532.00	10/16/2009
2,813.00		25. FRANKLIN RESOURCES INC. PROPERTY TYPE: SECURITIES 1,344.00					02/19/2009 1,469.00	10/23/2009
5,542.00		60. GENENTECH INC NEW PROPERTY TYPE: SECURITIES 4,973.00					04/19/2007 569.00	03/11/2009
5,163.00		55. GENENTECH INC NEW PROPERTY TYPE: SECURITIES 4,350.00					06/27/2007 813.00	03/16/2009
4,275.00		45. GENENTECH INC. (CONTRA CUSIP) PROPERTY TYPE: SECURITIES 3,347.00					06/27/2007 928.00	03/26/2009
332.00		20. GENERAL ELECTRIC CO. PROPERTY TYPE: SECURITIES 764.00					12/20/2006 -432.00	01/07/2009

FORM 990-PF - PART IV
CAPITAL GAINS AND LOSSES FOR TAX ON INVESTMENT INCOME

Kind of Property		Description				Date acquired	Date sold
Gross sale price less expenses of sale	Depreciation allowed/allowable	Cost or other basis	FMV as of 12/31/69	Adj. basis as of 12/31/69	Excess of FMV over adj basis	Gain or (loss)	
414.00		25. GENERAL ELECTRIC CO. PROPERTY TYPE: SECURITIES 955.00				12/20/2006 -541.00	01/07/2009
1,701.00		155. GENERAL ELECTRIC CO. PROPERTY TYPE: SECURITIES 5,788.00				06/05/2007 -4,087.00	02/05/2009
1,146.00		115. GENERAL ELECTRIC CO. PROPERTY TYPE: SECURITIES 2,775.00				09/25/2008 -1,629.00	03/30/2009
548.00		55. GENERAL ELECTRIC CO. PROPERTY TYPE: SECURITIES 1,867.00				02/26/2008 -1,319.00	03/30/2009
1,118.00		35. ILLINOIS TOOL WORKS PROPERTY TYPE: SECURITIES 1,655.00				09/11/2008 -537.00	04/03/2009
666.00		20. ILLINOIS TOOL WORKS PROPERTY TYPE: SECURITIES 944.00				09/11/2008 -278.00	04/16/2009
1,189.00		30. ILLINOIS TOOL WORKS PROPERTY TYPE: SECURITIES 1,410.00				08/04/2008 -221.00	07/29/2009
989.00		20. ILLINOIS TOOL WORKS PROPERTY TYPE: SECURITIES 939.00				08/04/2008 50.00	11/09/2009
739.00		15. ILLINOIS TOOL WORKS PROPERTY TYPE: SECURITIES 704.00				08/04/2008 35.00	11/10/2009
1,214.00		25. ILLINOIS TOOL WORKS PROPERTY TYPE: SECURITIES 1,173.00				08/04/2008 41.00	12/07/2009
237.00		5. ILLINOIS TOOL WORKS PROPERTY TYPE: SECURITIES 213.00				09/29/2008 24.00	12/08/2009

FORM 990-PF - PART IV
CAPITAL GAINS AND LOSSES FOR TAX ON INVESTMENT INCOME

Kind of Property		Description				P or D	Date acquired	Date sold
Gross sale price less expenses of sale	Depreciation allowed/allowable	Cost or other basis	FMV as of 12/31/69	Adj. basis as of 12/31/69	Excess of FMV over adj basis		Gain or (loss)	
1,425.00		30. ILLINOIS TOOL WORKS PROPERTY TYPE: SECURITIES 1,279.00					09/29/2008 146.00	12/22/2009
577.00		45. INTEL CORP. PROPERTY TYPE: SECURITIES 938.00					09/08/2008 -361.00	03/09/2009
449.00		35. INTEL CORP. PROPERTY TYPE: SECURITIES 725.00					12/20/2006 -276.00	03/09/2009
520.00		34. INTEL CORP. PROPERTY TYPE: SECURITIES 704.00					12/20/2006 -184.00	03/27/2009
308.00		20. INTEL CORP. PROPERTY TYPE: SECURITIES 404.00					09/05/2008 -96.00	03/27/2009
1,093.00		71. INTEL CORP. PROPERTY TYPE: SECURITIES 1,454.00					12/22/2006 -361.00	03/27/2009
229.00		15. INTEL CORP. PROPERTY TYPE: SECURITIES 303.00					09/05/2008 -74.00	04/23/2009
458.00		30. INTEL CORP. PROPERTY TYPE: SECURITIES 605.00					01/16/2008 -147.00	04/23/2009
826.00		55. INTEL CORP. PROPERTY TYPE: SECURITIES 1,109.00					01/16/2008 -283.00	05/12/2009
463.00		30. INTEL CORP. PROPERTY TYPE: SECURITIES 605.00					01/16/2008 -142.00	05/18/2009
1,504.00		95. INTEL CORP. PROPERTY TYPE: SECURITIES 1,791.00					03/29/2007 -287.00	06/16/2009

FORM 990-PF - PART IV
CAPITAL GAINS AND LOSSES FOR TAX ON INVESTMENT INCOME

Kind of Property		Description				P or D	Date acquired	Date sold
Gross sale price less expenses of sale	Depreciation allowed/ allowable	Cost or other basis	FMV as of 12/31/69	Adj. basis as of 12/31/69	Excess of FMV over adj. basis		Gain or (loss)	
1,119.00		5. INTUITIVE SURGICAL INC COM NEW PROPERTY TYPE: SECURITIES 733.00					11/13/2008 386.00	07/28/2009
1,432.00		25. JOHNSON & JOHNSON PROPERTY TYPE: SECURITIES 1,507.00					06/05/2006 -75.00	02/13/2009
3,188.00		65. JOHNSON & JOHNSON PROPERTY TYPE: SECURITIES 3,917.00					06/05/2006 -729.00	03/02/2009
509.00		22. LINCOLN NATIONAL CORP IND PROPERTY TYPE: SECURITIES 1,301.00					12/22/2006 -792.00	01/07/2009
1,170.00		53. LINCOLN NATIONAL CORP IND PROPERTY TYPE: SECURITIES 3,032.00					08/10/2007 -1,862.00	01/07/2009
190.00		13. LINCOLN NATIONAL CORP IND PROPERTY TYPE: SECURITIES 739.00					08/10/2007 -549.00	02/11/2009
162.00		11. LINCOLN NATIONAL CORP IND PROPERTY TYPE: SECURITIES 613.00					02/01/2008 -451.00	02/11/2009
159.00		11. LINCOLN NATIONAL CORP IND PROPERTY TYPE: SECURITIES 608.00					02/01/2008 -449.00	02/11/2009
116.00		8. LINCOLN NATIONAL CORP IND PROPERTY TYPE: SECURITIES 442.00					02/01/2008 -326.00	02/11/2009
145.00		10. LINCOLN NATIONAL CORP IND PROPERTY TYPE: SECURITIES 520.00					09/15/2008 -375.00	02/11/2009
102.00		7. LINCOLN NATIONAL CORP IND PROPERTY TYPE: SECURITIES 368.00					02/05/2008 -266.00	02/11/2009

**FORM 990-PF - PART IV
CAPITAL GAINS AND LOSSES FOR TAX ON INVESTMENT INCOME**

Kind of Property		Description				P or D	Date acquired	Date sold
Gross sale price less expenses of sale	Depreciation allowed/ allowable	Cost or other basis	FMV as of 12/31/69	Adj. basis as of 12/31/69	Excess of FMV over adj basis		Gain or (loss)	
318.00		24. LINCOLN NATIONAL CORP IND PROPERTY TYPE: SECURITIES 1,039.00					10/02/2008 -721.00	02/17/2009
66.00		5. LINCOLN NATIONAL CORP IND PROPERTY TYPE: SECURITIES 258.00					02/05/2008 -192.00	02/17/2009
849.00		65. LINCOLN NATIONAL CORP IND PROPERTY TYPE: SECURITIES 1,796.00					11/04/2008 -947.00	02/17/2009
858.00		66. LINCOLN NATIONAL CORP IND PROPERTY TYPE: SECURITIES 1,051.00					11/28/2008 -193.00	02/17/2009
351.00		10. M & T BK CORP COM PROPERTY TYPE: SECURITIES 750.00					06/25/2008 -399.00	02/17/2009
1,577.00		50. MEDTRONIC INC. PROPERTY TYPE: SECURITIES 2,724.00					12/20/2006 -1,147.00	04/16/2009
3,115.00		90. MEDTRONIC INC. PROPERTY TYPE: SECURITIES 4,903.00					12/20/2006 -1,788.00	07/16/2009
544.00		23. MERCK & CO. INC. PROPERTY TYPE: SECURITIES 1,064.00					02/26/2008 -520.00	04/21/2009
5,260.00		222. MERCK & CO. INC. PROPERTY TYPE: SECURITIES 9,282.00					04/08/2008 -4,022.00	04/21/2009
1,151.00		50. MERCK & CO. INC. PROPERTY TYPE: SECURITIES 1,948.00					05/06/2008 -797.00	04/23/2009
2,499.00		150. MICROSOFT CORP. PROPERTY TYPE: SECURITIES 3,342.00					06/06/2006 -843.00	03/11/2009

FORM 990-PF - PART IV
CAPITAL GAINS AND LOSSES FOR TAX ON INVESTMENT INCOME

Kind of Property		Description				Date acquired	Date sold
Gross sale price less expenses of sale	Depreciation allowed/allowable	Cost or other basis	FMV as of 12/31/69	Adj. basis as of 12/31/69	Excess of FMV over adj basis	Gain or (loss)	
809.00		40. MICROSOFT CORP. PROPERTY TYPE: SECURITIES 1,201.00				12/20/2006 -392.00	05/27/2009
771.00		35. MICROSOFT CORP. PROPERTY TYPE: SECURITIES 1,051.00				12/20/2006 -280.00	06/05/2009
710.00		30. MICROSOFT CORP. PROPERTY TYPE: SECURITIES 901.00				12/20/2006 -191.00	06/25/2009
1,211.00		50. MICROSOFT CORP. PROPERTY TYPE: SECURITIES 1,091.00				06/13/2006 120.00	07/17/2009
1,126.00		45. MICROSOFT CORP. PROPERTY TYPE: SECURITIES 1,352.00				12/20/2006 -226.00	07/23/2009
5,124.00		200. MICROSOFT CORP. PROPERTY TYPE: SECURITIES 4,362.00				06/13/2006 762.00	09/25/2009
710.00		25. MICROSOFT CORP. PROPERTY TYPE: SECURITIES 751.00				12/20/2006 -41.00	10/23/2009
5,143.00		75. MILLIPORE CORP. PROPERTY TYPE: SECURITIES 5,430.00				01/03/2008 -287.00	10/02/2009
152.00		10. MOLEX INC PROPERTY TYPE: SECURITIES 298.00				01/18/2007 -146.00	01/07/2009
1,351.00		90. MOLEX INC PROPERTY TYPE: SECURITIES 2,676.00				01/18/2007 -1,325.00	01/07/2009
1,112.00		78. MOLEX INC PROPERTY TYPE: SECURITIES 2,316.00				01/18/2007 -1,204.00	01/12/2009

FORM 990-PF - PART IV
CAPITAL GAINS AND LOSSES FOR TAX ON INVESTMENT INCOME

Kind of Property		Description				P or D	Date acquired	Date sold
Gross sale price less expenses of sale	Depreciation allowed/ allowable	Cost or other basis	FMV as of 12/31/69	Adj. basis as of 12/31/69	Excess of FMV over adj basis		Gain or (loss)	
115.00		8. MOLEX INC PROPERTY TYPE: SECURITIES 199.00					08/11/2008 -84.00	01/12/2009
531.00		37. MOLEX INC PROPERTY TYPE: SECURITIES 937.00					08/02/2007 -406.00	01/12/2009
1,224.00		87. MOLEX INC PROPERTY TYPE: SECURITIES 2,155.00					08/12/2008 -931.00	01/12/2009
1,103.00		75. NETAPP, INC PROPERTY TYPE: SECURITIES 2,311.00					07/25/2007 -1,208.00	03/31/2009
2,947.00		100. NETAPP, INC PROPERTY TYPE: SECURITIES 2,775.00					10/08/2007 172.00	11/17/2009
1,623.00		125. NOKIA CORP. PROPERTY TYPE: SECURITIES 3,553.00					06/16/2008 -1,930.00	04/06/2009
1,127.00		75. NOKIA CORP. PROPERTY TYPE: SECURITIES 1,840.00					07/01/2008 -713.00	04/17/2009
978.00		65. NOKIA CORP. PROPERTY TYPE: SECURITIES 1,558.00					07/01/2008 -580.00	06/16/2009
1,018.00		70. NOKIA CORP. PROPERTY TYPE: SECURITIES 1,465.00					06/20/2008 -447.00	06/25/2009
786.00		50. NOKIA CORP. PROPERTY TYPE: SECURITIES 1,021.00					12/20/2006 -235.00	09/21/2009
1,565.00		100. NOKIA CORP. PROPERTY TYPE: SECURITIES 1,303.00					08/26/2009 262.00	09/22/2009

FORM 990-PF - PART IV
CAPITAL GAINS AND LOSSES FOR TAX ON INVESTMENT INCOME

Kind of Property		Description				P or D	Date acquired	Date sold
Gross sale price less expenses of sale	Depreciation allowed/ allowable	Cost or other basis	FMV as of 12/31/69	Adj. basis as of 12/31/69	Excess of FMV over adj basis		Gain or (loss)	
626.00		40. NOKIA CORP. PROPERTY TYPE: SECURITIES 812.00					09/05/2008 -186.00	09/22/2009
1,316.00		30. NORFOLK SOUTHERN CORP. PROPERTY TYPE: SECURITIES 1,182.00					02/05/2009 134.00	09/25/2009
99.00		9. PARAMETRIC TECHNOLOGY CORP (NEW) PROPERTY TYPE: SECURITIES 165.00					12/22/2006 -66.00	01/08/2009
329.00		30. PARAMETRIC TECHNOLOGY CORP (NEW) PROPERTY TYPE: SECURITIES 545.00					08/01/2007 -216.00	01/08/2009
201.00		18. PARAMETRIC TECHNOLOGY CORP (NEW) PROPERTY TYPE: SECURITIES 324.00					08/01/2007 -123.00	01/08/2009
274.00		25. PARAMETRIC TECHNOLOGY CORP (NEW) PROPERTY TYPE: SECURITIES 450.00					08/01/2007 -176.00	01/08/2009
22.00		2. PARAMETRIC TECHNOLOGY CORP (NEW) PROPERTY TYPE: SECURITIES 36.00					08/01/2007 -14.00	01/08/2009
171.00		16. PARAMETRIC TECHNOLOGY CORP (NEW) PROPERTY TYPE: SECURITIES 288.00					08/01/2007 -117.00	01/08/2009
835.00		78. PARAMETRIC TECHNOLOGY CORP (NEW) PROPERTY TYPE: SECURITIES 1,372.00					08/21/2007 -537.00	01/08/2009
22.00		2. PARAMETRIC TECHNOLOGY CORP (NEW) PROPERTY TYPE: SECURITIES 37.00					12/20/2006 -15.00	01/08/2009
1,272.00		122. PARAMETRIC TECHNOLOGY CORP (NEW) PROPERTY TYPE: SECURITIES 2,058.00					08/21/2007 -786.00	01/08/2009

FORM 990-PF - PART IV
CAPITAL GAINS AND LOSSES FOR TAX ON INVESTMENT INCOME

Kind of Property		Description				Date acquired	Date sold
Gross sale price less expenses of sale	Depreciation allowed/allowable	Cost or other basis	FMV as of 12/31/69	Adj. basis as of 12/31/69	Excess of FMV over adj basis	Gain or (loss)	
411.00		37. PARAMETRIC TECHNOLOGY CORP (NEW) PROPERTY TYPE: SECURITIES 682.00				12/20/2006 -271.00	01/08/2009
99.00		9. PARAMETRIC TECHNOLOGY CORP (NEW) PROPERTY TYPE: SECURITIES 166.00				12/20/2006 -67.00	01/08/2009
329.00		30. PARAMETRIC TECHNOLOGY CORP (NEW) PROPERTY TYPE: SECURITIES 553.00				12/20/2006 -224.00	01/08/2009
212.00		19. PARAMETRIC TECHNOLOGY CORP (NEW) PROPERTY TYPE: SECURITIES 350.00				12/20/2006 -138.00	01/08/2009
285.00		26. PARAMETRIC TECHNOLOGY CORP (NEW) PROPERTY TYPE: SECURITIES 477.00				12/22/2006 -192.00	01/08/2009
22.00		2. PARAMETRIC TECHNOLOGY CORP (NEW) PROPERTY TYPE: SECURITIES 37.00				12/22/2006 -15.00	01/08/2009
182.00		17. PARAMETRIC TECHNOLOGY CORP (NEW) PROPERTY TYPE: SECURITIES 310.00				12/22/2006 -128.00	01/08/2009
857.00		80. PARAMETRIC TECHNOLOGY CORP (NEW) PROPERTY TYPE: SECURITIES 1,407.00				07/06/2007 -550.00	01/08/2009
1,199.00		115. PARAMETRIC TECHNOLOGY CORP (NEW) PROPERTY TYPE: SECURITIES 1,423.00				10/30/2008 -224.00	01/08/2009
83.00		8. PARAMETRIC TECHNOLOGY CORP (NEW) PROPERTY TYPE: SECURITIES 139.00				07/06/2007 -56.00	01/08/2009
2,581.00		50. PEPSICO INC. PROPERTY TYPE: SECURITIES 3,329.00				07/24/2007 -748.00	03/31/2009

FORM 990-PF - PART IV
CAPITAL GAINS AND LOSSES FOR TAX ON INVESTMENT INCOME

Kind of Property		Description				P or D	Date acquired	Date sold
Gross sale price less expenses of sale	Depreciation allowed/ allowable	Cost or other basis	FMV as of 12/31/69	Adj. basis as of 12/31/69	Excess of FMV over adj basis		Gain or (loss)	
8,989.00		175. PEPSICO INC. PROPERTY TYPE: SECURITIES 11,089.00					12/22/2006 -2,100.00	05/29/2009
789.00		15. PROCTER & GAMBLE CO. PROPERTY TYPE: SECURITIES 918.00					07/01/2008 -129.00	02/02/2009
1,016.00		30. PRUDENTIAL FINANCIAL INC PROPERTY TYPE: SECURITIES 2,681.00					07/18/2007 -1,665.00	01/07/2009
385.00		15. PRUDENTIAL FINANCIAL INC PROPERTY TYPE: SECURITIES 1,298.00					12/20/2006 -913.00	02/02/2009
388.00		15. PRUDENTIAL FINANCIAL INC PROPERTY TYPE: SECURITIES 1,298.00					12/20/2006 -910.00	02/11/2009
512.00		20. PRUDENTIAL FINANCIAL INC PROPERTY TYPE: SECURITIES 1,719.00					08/15/2007 -1,207.00	02/11/2009
479.00		20. PRUDENTIAL FINANCIAL INC PROPERTY TYPE: SECURITIES 1,259.00					10/02/2008 -780.00	02/17/2009
359.00		15. PRUDENTIAL FINANCIAL INC PROPERTY TYPE: SECURITIES 1,130.00					02/07/2008 -771.00	02/17/2009
1,336.00		70. PRUDENTIAL FINANCIAL INC PROPERTY TYPE: SECURITIES 2,103.00					11/28/2008 -767.00	02/19/2009
1,878.00		2000. ROHM & HAAS COMPANY 5.6% DUE 03/1 PROPERTY TYPE: SECURITIES 2,059.00					01/29/2008 -181.00	04/23/2009
1,890.00		2000. ROHM & HAAS COMPANY 5.6% DUE 03/1 PROPERTY TYPE: SECURITIES 2,059.00					01/29/2008 -169.00	05/01/2009

FORM 990-PF - PART IV
CAPITAL GAINS AND LOSSES FOR TAX ON INVESTMENT INCOME

Kind of Property		Description				Date acquired	Date sold
Gross sale price less expenses of sale	Depreciation allowed/allowable	Cost or other basis	FMV as of 12/31/69	Adj. basis as of 12/31/69	Excess of FMV over adj basis	Gain or (loss)	
2,850.00		3000. ROHM & HAAS COMPANY 5.6% DUE 03/1 PROPERTY TYPE: SECURITIES 3,088.00				01/29/2008 -238.00	05/14/2009
2,865.00		3000. ROHM & HAAS COMPANY 5.6% DUE 03/1 PROPERTY TYPE: SECURITIES 3,087.00				01/29/2008 -222.00	05/20/2009
1,161.00		25. SIGMA-ALDRICH CORP. PROPERTY TYPE: SECURITIES 867.00				03/02/2009 294.00	07/10/2009
2,042.00		40. SIGMA-ALDRICH CORP. PROPERTY TYPE: SECURITIES 1,383.00				03/02/2009 659.00	08/20/2009
362.00		23. STAPLES INC. PROPERTY TYPE: SECURITIES 537.00				05/30/2008 -175.00	02/27/2009
346.00		22. STAPLES INC. PROPERTY TYPE: SECURITIES 513.00				05/30/2008 -167.00	02/27/2009
311.00		20. STAPLES INC. PROPERTY TYPE: SECURITIES 466.00				05/30/2008 -155.00	03/02/2009
621.00		40. STAPLES INC. PROPERTY TYPE: SECURITIES 918.00				12/31/2007 -297.00	03/02/2009
1,355.00		65. STAPLES INC. PROPERTY TYPE: SECURITIES 1,463.00				12/31/2007 -108.00	04/29/2009
498.00		25. STAPLES INC. PROPERTY TYPE: SECURITIES 557.00				11/06/2007 -59.00	05/11/2009
2,739.00		75. STRYKER CORP. PROPERTY TYPE: SECURITIES 4,152.00				12/20/2006 -1,413.00	04/16/2009

FORM 990-PF - PART IV
CAPITAL GAINS AND LOSSES FOR TAX ON INVESTMENT INCOME

Kind of Property		Description				Date acquired	Date sold
Gross sale price less expenses of sale	Depreciation allowed/allowable	Cost or other basis	FMV as of 12/31/69	Adj. basis as of 12/31/69	Excess of FMV over adj basis	Gain or (loss)	
4,771.00		125. STRYKER CORP. PROPERTY TYPE: SECURITIES 6,905.00				12/22/2006 -2,134.00	04/28/2009
598.00		40. SYMANTEC CORP PROPERTY TYPE: SECURITIES 870.00				12/20/2006 -272.00	02/13/2009
670.00		45. SYMANTEC CORP PROPERTY TYPE: SECURITIES 979.00				12/20/2006 -309.00	02/13/2009
1,004.00		40. SYSCO CORP PROPERTY TYPE: SECURITIES 951.00				02/13/2009 53.00	09/25/2009
1,060.00		30. TJX COS INC PROPERTY TYPE: SECURITIES 660.00				02/11/2009 400.00	07/20/2009
532.00		15. TJX COS INC PROPERTY TYPE: SECURITIES 327.00				02/18/2009 205.00	07/24/2009
2,189.00		60. TJX COS INC PROPERTY TYPE: SECURITIES 1,289.00				03/06/2009 900.00	08/03/2009
979.00		102. TALISMAN ENERGY INC PROPERTY TYPE: SECURITIES 2,331.00				06/23/2008 -1,352.00	03/10/2009
893.00		93. TALISMAN ENERGY INC PROPERTY TYPE: SECURITIES 2,073.00				06/25/2008 -1,180.00	03/10/2009
520.00		35. TALISMAN ENERGY INC PROPERTY TYPE: SECURITIES 634.00				07/30/2008 -114.00	07/29/2009
594.00		40. TALISMAN ENERGY INC PROPERTY TYPE: SECURITIES 739.00				07/23/2008 -145.00	07/29/2009

FORM 990-PF - PART IV
CAPITAL GAINS AND LOSSES FOR TAX ON INVESTMENT INCOME

Kind of Property		Description				P or D	Date acquired	Date sold
Gross sale price less expenses of sale	Depreciation allowed/ allowable	Cost or other basis	FMV as of 12/31/69	Adj. basis as of 12/31/69	Excess of FMV over adj basis		Gain or (loss)	
2,298.00		145. TALISMAN ENERGY INC PROPERTY TYPE: SECURITIES 2,122.00					09/29/2008 176.00	09/04/2009
238.00		15. TALISMAN ENERGY INC PROPERTY TYPE: SECURITIES 272.00					07/30/2008 -34.00	09/04/2009
731.00		20. TIFFANY & CO PROPERTY TYPE: SECURITIES 472.00					04/09/2009 259.00	08/28/2009
570.00		15. TIFFANY & CO PROPERTY TYPE: SECURITIES 354.00					04/09/2009 216.00	09/30/2009
835.00		20. TIFFANY & CO PROPERTY TYPE: SECURITIES 446.00					04/09/2009 389.00	10/23/2009
1,943.00		46. TIFFANY & CO PROPERTY TYPE: SECURITIES 1,007.00					03/31/2009 936.00	11/18/2009
781.00		19. TIFFANY & CO PROPERTY TYPE: SECURITIES 416.00					03/31/2009 365.00	11/19/2009
3,800.00		100. ULTRA PETROLEUM CORP PROPERTY TYPE: SECURITIES 6,082.00					10/28/2008 -2,282.00	04/21/2009
785.00		45. UNILEVER N V - NY SHARES PROPERTY TYPE: SECURITIES 1,273.00					07/01/2008 -488.00	03/06/2009
809.00		44. UNILEVER N V - NY SHARES PROPERTY TYPE: SECURITIES 1,233.00					07/31/2008 -424.00	03/17/2009
571.00		31. UNILEVER N V - NY SHARES PROPERTY TYPE: SECURITIES 860.00					07/31/2008 -289.00	03/17/2009

FORM 990-PF - PART IV
CAPITAL GAINS AND LOSSES FOR TAX ON INVESTMENT INCOME

Kind of Property		Description				P or D	Date acquired	Date sold
Gross sale price less expenses of sale	Depreciation allowed/ allowable	Cost or other basis	FMV as of 12/31/69	Adj. basis as of 12/31/69	Excess of FMV over adj basis		Gain or (loss)	
276.00		15. UNILEVER N V - NY SHARES PROPERTY TYPE: SECURITIES 409.00					12/20/2006 -133.00	03/17/2009
940.00		50. UNILEVER N V - NY SHARES PROPERTY TYPE: SECURITIES 1,364.00					12/20/2006 -424.00	03/19/2009
394.00		20. UNILEVER N V - NY SHARES PROPERTY TYPE: SECURITIES 541.00					10/07/2008 -147.00	04/09/2009
1,674.00		85. UNILEVER N V - NY SHARES PROPERTY TYPE: SECURITIES 2,316.00					12/22/2006 -642.00	04/09/2009
17,330.00		730. VANGUARD REIT ETF FUND PROPERTY TYPE: SECURITIES 45,533.00					03/31/2008 -28,203.00	03/10/2009
20,753.00		728. VANGUARD REIT ETF FUND PROPERTY TYPE: SECURITIES 45,408.00					03/31/2008 -24,655.00	04/09/2009
761.00		24. VERIZON COMMUNICATIONS PROPERTY TYPE: SECURITIES 878.00					12/20/2006 -117.00	01/12/2009
507.00		16. VERIZON COMMUNICATIONS PROPERTY TYPE: SECURITIES 585.00					12/20/2006 -78.00	01/12/2009
2,009.00		65. VERIZON COMMUNICATIONS PROPERTY TYPE: SECURITIES 2,377.00					12/20/2006 -368.00	02/05/2009
6,664.00		250. WALGREEN CO. PROPERTY TYPE: SECURITIES 11,236.00					12/20/2006 -4,572.00	01/27/2009
785.00		30. WALGREEN CO. PROPERTY TYPE: SECURITIES 1,068.00					01/07/2008 -283.00	02/13/2009

**FORM 990-PF - PART IV
CAPITAL GAINS AND LOSSES FOR TAX ON INVESTMENT INCOME**

Kind of Property		Description				P or D	Date acquired	Date sold
Gross sale price less expenses of sale	Depreciation allowed/ allowable	Cost or other basis	FMV as of 12/31/69	Adj. basis as of 12/31/69	Excess of FMV over adj basis		Gain or (loss)	
1,365.00		58. WALGREEN CO. PROPERTY TYPE: SECURITIES 2,030.00					01/07/2008 -665.00	02/26/2009
989.00		42. WALGREEN CO. PROPERTY TYPE: SECURITIES 1,420.00					01/14/2008 -431.00	02/26/2009
1,921.00		40. WATERS CORP PROPERTY TYPE: SECURITIES 2,118.00					04/16/2008 -197.00	06/02/2009
254.00		5. WATERS CORP PROPERTY TYPE: SECURITIES 261.00					04/15/2008 -7.00	06/30/2009
787.00		16. WATERS CORP PROPERTY TYPE: SECURITIES 712.00					10/30/2008 75.00	07/10/2009
197.00		4. WATERS CORP PROPERTY TYPE: SECURITIES 209.00					04/15/2008 -12.00	07/10/2009
10,406.00		10000. XEROX CORPORATION 5.65% DUE 05/15 PROPERTY TYPE: SECURITIES 9,933.00					07/14/2008 473.00	10/02/2009
169.00		49. SEAGATE TECHNOLOGY PROPERTY TYPE: SECURITIES 1,062.00					01/18/2008 -893.00	01/22/2009
309.00		90. SEAGATE TECHNOLOGY PROPERTY TYPE: SECURITIES 1,847.00					01/18/2008 -1,538.00	01/22/2009
286.00		83. SEAGATE TECHNOLOGY PROPERTY TYPE: SECURITIES 967.00					11/10/2008 -681.00	01/22/2009
175.00		51. SEAGATE TECHNOLOGY PROPERTY TYPE: SECURITIES 1,009.00					01/18/2008 -834.00	01/22/2009

FORM 990-PF - PART IV
CAPITAL GAINS AND LOSSES FOR TAX ON INVESTMENT INCOME

Kind of Property		Description				P or D	Date acquired	Date sold
Gross sale price less expenses of sale	Depreciation allowed/ allowable	Cost or other basis	FMV as of 12/31/69	Adj. basis as of 12/31/69	Excess of FMV over adj basis		Gain or (loss)	
520.00		157. SEAGATE TECHNOLOGY PROPERTY TYPE: SECURITIES 997.00					11/10/2008 -477.00	01/22/2009
TOTAL GAIN(LOSS)					----- -159,114. =====	

FORM 990PF, PART I - DIVIDENDS AND INTEREST FROM SECURITIES

=====

DESCRIPTION	REVENUE AND EXPENSES PER BOOKS	NET INVESTMENT INCOME
-----	-----	-----
AIR PRODUCTS & CHEMICALS INC.	144.	144.
ALBERTO CULVER CO NEW	45.	45.
ALLERGAN INC	37.	37.
AMERICAN EXPRESS CO.	187.	187.
AMETEK INC (NEW) COM	41.	41.
AMPHENOL CORP - CL A	1.	1.
ASSURANT INC COM	83.	83.
BB&T CORP	158.	158.
BJ SERVICES COMPANY	18.	18.
BAC CAPITAL TRUST XII 6.875% PFD	116.	116.
BGE DTD 06/12/97 6.730% DUE 06/12/12	1,418.	1,418.
BANK OF AMERICA CORPORATION 4.875% DUE 0	542.	542.
BANK OF NEW YORK MELLON CORP.	252.	252.
BECTON DICKINSON & CO.	51.	51.
BELLSOUTH CORPORATION 4.20% DUE 09/15/09	519.	519.
BHP LIMITED SPONSORED ADR	45.	45.
BOEING CAPITAL CORP. 6.50% DUE 02/15/12	524.	524.
CANADIAN NATURAL RESOURCES LTD	32.	32.
DWS TAX-EXEMPT CASH INSTITUTIONAL	696.	696.
CHEVRONTXACO CORP	59.	59.
CHUBB CORP.	170.	170.
CITIGROUP INC 5% DUE 09/15/14	676.	676.
COACH INC.	28.	28.
COMCAST CORP - SPECIAL CL A NEW	183.	183.
CONOCO INC 6.95% DUE 04/15/29	612.	612.
CONOCOPHILLIPS	45.	45.
COSTCO WHOLESALE CORPORATION	54.	54.
COUNTRYWIDE HOME LOANS 4% DUE 03/22/11	483.	483.
DANAHER CORP	15.	15.
DEERE & CO.	115.	115.
DEVON ENERGY CORP	29.	29.
DIAGEO PLC-SPONSORED ADR NEW REPSTG 4 OR	94.	94.

FORM 990PF, PART I - DIVIDENDS AND INTEREST FROM SECURITIES

=====

DESCRIPTION	REVENUE AND EXPENSES PER BOOKS	NET INVESTMENT INCOME
-----	-----	-----
DIAMOND OFFSHORE DRILLING	700.	700.
DOVER CORP.	277.	277.
E I DU PONT DE NEMOURS & CO.	361.	361.
EATON CORP.	345.	345.
EXXON MOBIL CORP	29.	29.
FHLMC POOL M80931 GOLD 5.50% DUE 08/01/1	1,596.	1,596.
FHLMC POOL G11649 GOLD 4.50% DUE 02/01/2	1,164.	1,164.
FHLMC POOL A40782 GOLD 5% DUE 12/1/35	1,831.	1,831.
FHLMC POOL #C90993 5.5% DUE 10/01/26	1,714.	1,714.
FHLB 00-0606 SERIES Y 5.27% DUE 12/28/20	1,380.	1,380.
FEDERAL HOME LN MTG NT	658.	658.
FED. HOME LOAN MTGE. CORP. 5.125% DUE 07	1,025.	1,025.
FNMA PASS-THRU POOL 256752 6% DUE 10/01/	3,279.	3,279.
FNMA PASS-THRU POOL 257048 6% DUE 01/01/	2,356.	2,356.
FEDERATED ADJUSTABLE RATE SECURITIES FUN	200.	200.
FNMA POOL 888218 PASS THRU 5% DUE 03/01/	2,022.	2,022.
FNMA POOL 889584 PASS THRU 5.5% DUE 01/0	2,386.	2,386.
FNMA POOL 889738 PASS THRU 5% DUE 09/01/	2,089.	2,089.
FNMA POOL 909932 6% DUE 03/01/37	2,614.	2,614.
FNMA POOL 944581 PASS THRU 5% DUE 07/01/	1,717.	1,717.
BROWN ADVISORY SMALL-CAP FUNDAMENTAL VAL	13.	13.
BROWN CARDINAL SMALL COMPANIES FUND	40.	40.
BROWN ADVISORY CORE INTERNATIONAL FUND I	2,293.	2,293.
BROWN ADVISORY INTERMEDIATE BOND FUND IN	4,101.	4,101.
FRANKLIN RESOURCES INC.	71.	71.
GENERAL ELECTRIC CO.	181.	181.
GEN. ELEC. CAP. CORP. 5.875% DUE 02/15/1	584.	584.
HARRIS CORP.	83.	83.
HOUSEHOLD FINANCE CORP. 6.375% DUE 10/15	601.	601.
ICI WILMINGTON INC 5.625% DUE 12/01/13	1,422.	1,422.
ILLINOIS TOOL WORKS	279.	279.
INTEL CORP.	85.	85.
ICT TREASURY PORTFOLIO INSTITUTIONAL	79.	79.

FORM 990PF, PART I - DIVIDENDS AND INTEREST FROM SECURITIES
 =====

DESCRIPTION	REVENUE AND EXPENSES PER BOOKS	NET INVESTMENT INCOME
-----	-----	-----
JOHNSON & JOHNSON	158.	158.
KRAFT FOODS INC	170.	170.
KRAFT FOODS, INC. 6% DUE 02/11/13	542.	542.
LAUDUS MONDRIAN EMERGING MARKETS FUND -	185.	185.
LINCOLN NATIONAL CORP IND	62.	62.
M & T BK CORP COM	244.	244.
MASTERCARD INC.	30.	30.
MEDTRONIC INC.	173.	173.
MERCK & CO. INC.	528.	528.
MICROSOFT CORP.	258.	258.
MOLEX INC	47.	47.
MORGAN STANLEY 4.75% DUE 04/01/14	598.	598.
NOKIA CORP.	127.	127.
NORFOLK SOUTHERN CORP.	139.	139.
ONEOK PARTNERS 6.15% DUE 10/01/2016	903.	903.
PPL ENERGY SUPPLY LLC 6.5% 05/01/18	656.	656.
PEPSICO INC.	191.	191.
PETSMART INC	65.	65.
PROCTER & GAMBLE CO.	106.	106.
QUALCOMM CORP.	38.	38.
ROHM & HAAS COMPANY 5.6% DUE 03/15/13	344.	344.
ROPER INDUSTRIES INC NEW	41.	41.
SCHLUMBERGER LTD.	147.	147.
CHARLES SCHWAB CORP.	78.	78.
SHERWIN WILLIAMS CO	51.	51.
SIGMA-ALDRICH CORP.	9.	9.
SNAP-ON INC	222.	222.
STAPLES INC.	36.	36.
STRYKER CORP.	80.	80.
SYSCO CORP	97.	97.
TJX COS INC	13.	13.
TALISMAN ENERGY INC	19.	19.
TARGET CORPORATION	66.	66.

FORM 990PF, PART I - DIVIDENDS AND INTEREST FROM SECURITIES
=====

DESCRIPTION	REVENUE AND EXPENSES PER BOOKS	NET INVESTMENT INCOME
-----	-----	-----
3M COMPANY	143.	143.
TIDEWATER INC	53.	53.
TIFFANY & CO	37.	37.
TOTAL FINA ELF S.A. ADS REPSTG 1/2 OF A	470.	470.
TYCO INTL. GROUP SA 6% DUE 11/15/13	606.	606.
US TREASURY BONDS DTD 8/16/1993 6.25% 8/	749.	749.
U.S. TREASURY NOTE 2.5% (TIPS) DUE 07/15	1,785.	1,785.
U.S. TREASURY NOTE 3.375% DUE 07/31/13	1,599.	1,599.
VANGUARD REIT ETF FUND	348.	348.
VERIZON COMMUNICATIONS	48.	48.
VERIZON GLOBAL FDG CORP NOTE 7.375% DUE	562.	562.
WAL-MART STORES INC. 4.55% DUE 05/01/13	621.	621.
WALGREEN CO.	65.	65.
XEROX CORPORATION 5.65% DUE 05/15/2013	519.	519.
ACCENTURE PLC	379.	379.
ACE LIMITED ORD	43.	43.
INTEREST ON TAX REFUND	6.	6.
	-----	-----
TOTAL	59,503.	58,807.
	=====	=====

FORM 990PF, PART I - OTHER INCOME

=====

DESCRIPTION	REVENUE AND EXPENSES PER BOOKS
-----	-----
FEDERAL TAX REFUNDS	1,653.

TOTALS	1,653.
	=====

FORM 990PF, PART I - OTHER PROFESSIONAL FEES

=====

DESCRIPTION	REVENUE AND EXPENSES PER BOOKS	NET INVESTMENT INCOME
-----	-----	-----
INVESTMENT FEES-PRIN	34,361.	34,361.
INVESTMENT FEES-INCOME	8,905.	8,905.
	-----	-----
TOTALS	43,266.	43,266.
	=====	=====

FORM 990PF, PART I - TAXES
=====

DESCRIPTION -----	REVENUE AND EXPENSES PER BOOKS -----	NET INVESTMENT INCOME -----
FOREIGN TAXES	199.	199.
TOTALS	199. =====	199. =====

MICHAEL G. CALLAS CHARITABLE TRUST

52-1764391

FORM 990PF, PART II - U.S. AND STATE OBLIGATIONS
=====

DESCRIPTION -----	ENDING BOOK VALUE -----	ENDING FMV ---
US TREASURY AND AGENCY	142,332.	156,832.
	-----	-----
TOTALS	142,332.	156,832.
	=====	=====

MICHAEL G. CALLAS CHARITABLE TRUST

52-1764391

FORM 990PF, PART II - CORPORATE STOCK
=====

DESCRIPTION -----	ENDING BOOK VALUE -----	ENDING FMV ----
COMMON STOCK	465,359.	572,551.
EQUITY MUTUAL FUNDS	455,363.	305,282.
	-----	-----
TOTALS	920,722.	877,833.
	=====	=====

MICHAEL G. CALLAS CHARITABLE TRUST

52-1764391

FORM 990PF, PART II - CORPORATE BONDS
=====

DESCRIPTION -----	ENDING BOOK VALUE -----	ENDING FMV ----
ASSET - MORTGAGE BACKED	383,171.	405,228.
FIXED INCOME MUTUAL FUNDS	209,651.	213,478.
CORPORATE BONDS	197,264.	206,454.
	-----	-----
TOTALS	790,086.	825,160.
	=====	=====

FORM 990PF, PART III - OTHER INCREASES IN NET WORTH OR FUND BALANCES

DESCRIPTION -----	AMOUNT -----
ACCRUED INT PAID IN 2008	18.
ROUNDING	7.

TOTAL	25.
	=====

MICHAEL G. CALLAS CHARITABLE TRUST

52-1764391

STATE(S) WHERE THE FOUNDATION IS REGISTERED
=====

MD

STATEMENT 12

MICHAEL G. CALLAS CHARITABLE TRUST

52-1764391

FORM 990PF, PART VII-A, LINE 14 - BOOKS ARE IN THE CARE OF
=====

NAME: BROWN ADVISORY CORPORATION

ADDRESS: 901 SOUTH BOND STREET, SUITE 400
BALTIMORE, MD 21231

TELEPHONE NUMBER: (410) 537-5482

STATEMENT 13

FORM 990PF, PART VIII - LIST OF OFFICERS, DIRECTORS, AND TRUSTEES
=====

OFFICER NAME:

DOUGLAS G. MOUL

ADDRESS:

6051 N. OCEAN DRIVE #1605

HOLLYWOOD, FL 33019

TITLE:

TRUSTEE

AVERAGE HOURS PER WEEK DEVOTED TO POSITION: 2

OFFICER NAME:

CATHERINE G. LEWIS

ADDRESS:

511 BENTLEY COURT

HAGERSTOWN, MD 21740

TITLE:

TRUSTEE

AVERAGE HOURS PER WEEK DEVOTED TO POSITION: 2

MICHAEL G. CALLAS CHARITABLE TRUST
FORM 990PF, PART XV - LINES 2a - 2d
=====

52-1764391

RECIPIENT NAME:

DOUGLAS G. MOUL, TRUSTEE

ADDRESS:

6051 N. OCEAN DRIVE #1605

HOLLYWOOD, FL 33019

FORM, INFORMATION AND MATERIALS:

WRITTEN APPLICATION TO THE TRUSTEES

SUBMISSION DEADLINES:

NONE

MUST BE IN UNITED STATES OF AMERICA

RESTRICTIONS OR LIMITATIONS ON AWARDS:

MUST NOT BE OF POLITICAL ORIENTATION

STATEMENT 15

MICHAEL G. CALLAS CHARITABLE TRUST

52-1764391

FORM 990PF, PART XV, LINE 3 - CONTRIBUTIONS, GIFTS, GRANTS PAID

=====

RECIPIENT NAME:

NORTH HIGH BOOSTERS

MIKE CALLAS STADIUM

ADDRESS:

1200 PENNSYLVANIA AVENUE

HAGERSTOWN, MD 21742

RELATIONSHIP:

NONE

PURPOSE OF GRANT:

GENERAL

FOUNDATION STATUS OF RECIPIENT:

PUBLIC CHARITY

AMOUNT OF GRANT PAID 50,000.

RECIPIENT NAME:

ST JOHN'S EPISCOPAL CHURCH

ADDRESS:

101 S. PROSPECT ST

HAGERSTOWN, MD 21740

RELATIONSHIP:

NONE

PURPOSE OF GRANT:

GENERAL

FOUNDATION STATUS OF RECIPIENT:

PUBLIC CHARITY

AMOUNT OF GRANT PAID 10,000.

RECIPIENT NAME:

WASHINGTON COUNTY MUSEUM

OF FINE ARTS

AMOUNT OF GRANT PAID 1,000.

RECIPIENT NAME:

BREAST CANCER AWARENESS

CUMBERLAND

AMOUNT OF GRANT PAID 1,700.

STATEMENT 16

MICHAEL G. CALLAS CHARITABLE TRUST 52-1764391
FORM 990PF, PART XV, LINE 3 - CONTRIBUTIONS, GIFTS, GRANTS PAID
=====

RECIPIENT NAME:
HAGERSTOWN COMMUNITY COLLEGE
FDN INC
ADDRESS:
11400 ROBINWOOD DRIVE
HAGERSTOWN, MD 21742
RELATIONSHIP:
NONE
PURPOSE OF GRANT:
GENERAL
FOUNDATION STATUS OF RECIPIENT:
501(C)(3)
AMOUNT OF GRANT PAID 1,000.

RECIPIENT NAME:
BOY SCOUTS OF AMERICA
MASON-DIXON COUCIL, INC
ADDRESS:
18600 CRESTWOOD DRIVE
HAGERSTOWN, MD 21742
RELATIONSHIP:
NONE
PURPOSE OF GRANT:
GENERAL
FOUNDATION STATUS OF RECIPIENT:
501(C)(3)
AMOUNT OF GRANT PAID 50,000.

RECIPIENT NAME:
CHILDREN'S VILLAGE OF WASHINGTON
COUNTY
ADDRESS:
1546 MOUNT AETNA RD
HAGERSTOWN, MD 21742-6552
RELATIONSHIP:
NONE
PURPOSE OF GRANT:
GENERAL
FOUNDATION STATUS OF RECIPIENT:
501(C)(3)
AMOUNT OF GRANT PAID 10,383.

TOTAL GRANTS PAID: 124,083.
=====

STATEMENT 17

Application for Extension of Time To File an Exempt Organization Return

OMB No. 1545-1709

Department of the Treasury
Internal Revenue Service▶ **File a separate application for each return.**

- If you are filing for an **Automatic 3-Month Extension**, complete only **Part I** and check this box ☒ **X**
- If you are filing for an **Additional (Not Automatic) 3-Month Extension**, complete only **Part II** (on page 2 of this form).
Do not complete Part II unless you have already been granted an automatic 3-month extension on a previously filed Form 8868.

Part I Automatic 3-Month Extension of Time. Only submit original (no copies needed).A corporation required to file Form 990-T and requesting an automatic 6-month extension - check this box and complete Part I only ☐*All other corporations (including 1120-C filers), partnerships, REMICs, and trusts must use Form 7004 to request an extension of time to file income tax returns*

Electronic Filing (e-file). Generally, you can electronically file Form 8868 if you want a 3-month automatic extension of time to file one of the returns noted below (6 months for a corporation required to file Form 990-T). However, you cannot file Form 8868 electronically if (1) you want the additional (not automatic) 3-month extension or (2) you file Forms 990-BL, 6069, or 8870, group returns, or a composite or consolidated Form 990-T. Instead, you must submit the fully completed and signed page 2 (Part II) of Form 8868. For more details on the electronic filing of this form, visit www.irs.gov/efile and click on *e-file for Charities & Nonprofits*.

Type or print File by the due date for filing your return. See instructions.	Name of Exempt Organization		Employer identification number
	MICHAEL G. CALLAS CHARITABLE TRUST		52-1764391
	Number, street, and room or suite no. If a P.O. box, see instructions		
	901 SOUTH BOND STREET		
	City, town or post office, state, and ZIP code. For a foreign address, see instructions.		
	BALTIMORE, MD 21231		

Check type of return to be filed (file a separate application for each return).

<input type="checkbox"/> Form 990	<input type="checkbox"/> Form 990-T (corporation)	<input type="checkbox"/> Form 4720
<input type="checkbox"/> Form 990-BL	<input type="checkbox"/> Form 990-T (sec. 401(a) or 408(a) trust)	<input type="checkbox"/> Form 5227
<input type="checkbox"/> Form 990-EZ	<input type="checkbox"/> Form 990-T (trust other than above)	<input type="checkbox"/> Form 6069
<input checked="" type="checkbox"/> Form 990-PF	<input type="checkbox"/> Form 1041-A	<input type="checkbox"/> Form 8870

- The books are in the care of ▶ BROWN ADVISORY CORPORATION

Telephone No. ▶ (410) 537-5482

FAX No. ▶ _____

- If the organization does not have an office or place of business in the United States, check this box ☐
- If this is for a Group Return, enter the organization's four digit Group Exemption Number (GEN) _____. If this is for the whole group, check this box ☐. If it is for part of the group, check this box ☐ and attach a list with the names and EINs of all members the extension will cover.

1 I request an automatic 3-month (6 months for a corporation required to file Form 990-T) extension of time until 08/16, 2010, to file the exempt organization return for the organization named above. The extension is for the organization's return for:

- ▶ ☒ calendar year 2009 or
 ▶ ☐ tax year beginning _____, _____, and ending _____, _____.

2 If this tax year is for less than 12 months, check reason: ☐ Initial return ☐ Final return ☐ Change in accounting period

3a If this application is for Form 990-BL, 990-PF, 990-T, 4720, or 6069, enter the tentative tax, less any nonrefundable credits. See instructions.	3a	\$	307.
b If this application is for Form 990-PF or 990-T, enter any refundable credits and estimated tax payments made. Include any prior year overpayment allowed as a credit.	3b	\$	1,112.
c Balance Due. Subtract line 3b from line 3a. Include your payment with this form, or, if required, deposit with FTD coupon or, if required, by using EFTPS (Electronic Federal Tax Payment System). See instructions.	3c	\$	

Caution. If you are going to make an electronic fund withdrawal with this Form 8868, see Form 8453-EO and Form 8879-EO for payment instructions.

For Privacy Act and Paperwork Reduction Act Notice, see Instructions.

Form **8868** (Rev 4-2009)