



See a Social Security Number? Say Something!
Report Privacy Problems to <https://public.resource.org/privacy>
Or call the IRS Identity Theft Hotline at 1-800-908-4490



Form **990-PF**

Return of Private Foundation or Section 4947(a)(1) Nonexempt Charitable Trust Treated as a Private Foundation

OMB No 1545-0052

2009Department of the Treasury
Internal Revenue Service

Note. The foundation may be able to use a copy of this return to satisfy state reporting requirements

For calendar year 2009, or tax year beginning , and ending

G Check all that apply ☐ Initial return ☐ Initial return of a former public charity ☐ Final return
☐ Amended return ☐ Address change ☐ Name change

Use the IRS
label.
Otherwise,
print
or type.
See Specific
Instructions.

Name of foundation

VIVIENNE REDLICH CRT U/A

Number and street (or P O box number if mail is not delivered to street address)

C/O JP MORGAN SVC, PO BOX 6089

Room/suite

City or town, state, and ZIP code

NEWARK DE 19714

A Employer identification number

51-6540171

B Telephone number (see page 10 of the instructions)

817-884-4022C If exemption application is pending, check here ☐D 1. Foreign organizations, check here ☐2. Foreign organizations meeting the 85% test, check here and attach computation ☐E If private foundation status was terminated under section 507(b)(1)(A), check here ☐F If the foundation is in a 60-month termination under section 507(b)(1)(B), check here ☐H Check type of organization. ☐ Section 501(c)(3) exempt private foundation☒ Section 4947(a)(1) nonexempt charitable trust ☐ Other taxable private foundationI Fair market value of all assets at end of year (from Part II, col. (c), line 16) **\$ 797,758**J Accounting method ☒ Cash ☐ Accrual
☐ Other (specify)

(Part I, column (d) must be on cash basis)

Part I Analysis of Revenue and Expenses (The

total of amounts in columns (b), (c), and (d) may not necessarily equal the amounts in column (a) (see page 11 of the instructions))

(a) Revenue and expenses per books

(b) Net investment income

(c) Adjusted net income

(d) Disbursements for charitable purposes (cash basis only)

Revenue

Operating and Administrative Expenses

1	Contributions, gifts, grants, etc., received (attach schedule)	2,313			
2	Check <input checked="" type="checkbox"/> if the foundation is not required to attach Sch. B				
3	Interest on savings and temporary cash investments	225	225		
4	Dividends and interest from securities	18,813	14,094		
5a	Gross rents				
b	Net rental income or (loss)				
6a	Net gain or (loss) from sale of assets not on line 10	-104,574			
b	Gross sales price for all assets on line 6a	493,460			
7	Capital gain net income (from Part IV, line 2)		0		
8	Net short-term capital gain			0	
9	Income modifications				
10a	Gross sales less returns & allowances				
b	Less: Cost of goods sold				
c	Gross profit or (loss) (attach schedule)				
11	Other income (attach schedule)				
12	Total. Add lines 1 through 11	-83,223	14,319	0	
13	Compensation of officers, directors, trustees, etc.	8,540	7,686		854
14	Other employee salaries and wages				
15	Pension plans, employee benefits				
16a	Legal fees (attach schedule) SEE STMT 1	785			785
b	Accounting fees (attach schedule)				
c	Other professional fees (attach schedule)				
17	Interest				
18	Taxes (attach schedule) (see page 14 of the instructions) STMT 2	181	151		
19	Depreciation (attach schedule) and depletion				
20	Occupancy				
21	Travel, conferences, and meetings				
22	Printing and publications				
23	Other expenses (attach schedule)				
24	Total operating and administrative expenses.				
	Add lines 13 through 23	9,506	7,837		1,639
25	Contributions, gifts, grants paid	28,500			28,500
26	Total expenses and disbursements. Add lines 24 and 25	38,006	7,837	0	30,139
27	Subtract line 26 from line 12				
a	Excess of revenue over expenses and disbursements	-121,229			
b	Net investment income (if negative, enter -0-)		6,482		
c	Adjusted net income (if negative, enter -0-)			0	

For Privacy Act and Paperwork Reduction Act Notice, see page 30 of the instructions.

Form **990-PF** (2009)

Part II Balance Sheets		Attached schedules and amounts in the description column should be for end-of-year amounts only (See instructions)	Beginning of year	End of year	
			(a) Book Value	(b) Book Value	(c) Fair Market Value
Assets	1	Cash—non-interest-bearing			
	2	Savings and temporary cash investments	127,144	85,486	85,486
	3	Accounts receivable ▶ 891			
		Less allowance for doubtful accounts ▶	1,272	891	
	4	Pledges receivable ▶			
		Less allowance for doubtful accounts ▶			
	5	Grants receivable			
	6	Receivables due from officers, directors, trustees, and other disqualified persons (attach schedule) (see page 16 of the instructions)			
	7	Other notes and loans receivable (att. schedule) ▶			
		Less allowance for doubtful accounts ▶			
	8	Inventories for sale or use			
	9	Prepaid expenses and deferred charges			
	10a	Investments—U S. and state government obligations (attach schedule)			
	b	Investments—corporate stock (attach schedule)			
	c	Investments—corporate bonds (attach schedule)			
	11	Investments—land, buildings, and equipment basis ▶			
		Less accumulated depreciation (attach sch.) ▶			
	12	Investments—mortgage loans			
	13	Investments—other (attach schedule) SEE STATEMENT 3	735,413	656,232	712,272
	14	Land, buildings, and equipment basis ▶			
		Less accumulated depreciation (attach sch.) ▶			
	15	Other assets (describe ▶)			
	16	Total assets (to be completed by all filers—see the instructions. Also, see page 1, item i)	863,829	742,609	797,758
Liabilities	17	Accounts payable and accrued expenses			
	18	Grants payable			
	19	Deferred revenue			
	20	Loans from officers, directors, trustees, and other disqualified persons			
	21	Mortgages and other notes payable (attach schedule)			
	22	Other liabilities (describe ▶)			
	23	Total liabilities (add lines 17 through 22)	0	0	
Net Assets or Fund Balances		Foundations that follow SFAS 117, check here ▶ <input type="checkbox"/> and complete lines 24 through 26 and lines 30 and 31.			
	24	Unrestricted			
	25	Temporarily restricted			
	26	Permanently restricted			
		Foundations that do not follow SFAS 117, check here ▶ <input checked="" type="checkbox"/> and complete lines 27 through 31.			
	27	Capital stock, trust principal, or current funds	863,829	742,609	
	28	Paid-in or capital surplus, or land, bldg, and equipment fund			
	29	Retained earnings, accumulated income, endowment, or other funds			
	30	Total net assets or fund balances (see page 17 of the instructions)	863,829	742,609	
	31	Total liabilities and net assets/fund balances (see page 17 of the instructions)	863,829	742,609	

Part III Analysis of Changes in Net Assets or Fund Balances

1	Total net assets or fund balances at beginning of year—Part II, column (a), line 30 (must agree with end-of-year figure reported on prior year's return)	1	863,829
2	Enter amount from Part I, line 27a	2	-121,229
3	Other increases not included in line 2 (itemize) ▶ SEE STATEMENT 4	3	9
4	Add lines 1, 2, and 3	4	742,609
5	Decreases not included in line 2 (itemize) ▶	5	
6	Total net assets or fund balances at end of year (line 4 minus line 5)—Part II, column (b), line 30	6	742,609

Part IV Capital Gains and Losses for Tax on Investment Income

(a) List and describe the kind(s) of property sold (e.g., real estate, 2-story brick warehouse, or common stock, 200 shs. MLC Co.)		(b) How acquired P—Purchase D—Donation	(c) Date acquired (mo., day, yr.)	(d) Date sold (mo., day, yr.)
1a SEE ATTACHED		P	VARIOUS	VARIOUS
b SEE ATTACHED		P	VARIOUS	VARIOUS
c LT CAPITAL GAIN DISTRIBUTIONS				
d				
e				

(e) Gross sales price	(f) Depreciation allowed (or allowable)	(g) Cost or other basis plus expense of sale	(h) Gain or (loss) (e) plus (f) minus (g)
a 290,184		348,335	-58,151
b 203,270		249,699	-46,429
c 6			6
d			
e			

Complete only for assets showing gain in column (h) and owned by the foundation on 12/31/69

(i) F M V as of 12/31/69	(j) Adjusted basis as of 12/31/69	(k) Excess of col (i) over col (j), if any	(l) Gains (Col (h) gain minus col (k), but not less than -0-) or Losses (from col (h))
a			-58,151
b			-46,429
c			6
d			
e			

2 Capital gain net income or (net capital loss)

If gain, also enter in Part I, line 7
If (loss), enter -0- in Part I, line 7

2**-104,574****3** Net short-term capital gain or (loss) as defined in sections 1222(5) and (6)

If gain, also enter in Part I, line 8, column (c) (see pages 13 and 17 of the instructions)

If (loss), enter -0- in Part I, line 8

3**Part V Qualification Under Section 4940(e) for Reduced Tax on Net Investment Income**

(For optional use by domestic private foundations subject to the section 4940(a) tax on net investment income.)

If section 4940(d)(2) applies, leave this part blank

Was the foundation liable for the section 4942 tax on the distributable amount of any year in the base period?

☐ Yes ☒ No

If "Yes," the foundation does not qualify under section 4940(e). Do not complete this part

1 Enter the appropriate amount in each column for each year, see page 18 of the instructions before making any entries

(a) Base period years Calendar year (or tax year beginning in)	(b) Adjusted qualifying distributions	(c) Net value of noncharitable-use assets	(d) Distribution ratio (col (b) divided by col (c))
2008	4,444	606,566	0.007326
2007	928	87,375	0.010621
2006	274	82,270	0.003330
2005	1,649	79,631	0.020708
2004	6,184	94,916	0.065152

2 Total of line 1, column (d)**2****0.107137****3** Average distribution ratio for the 5-year base period—divide the total on line 2 by 5, or by the number of years the foundation has been in existence if less than 5 years**3****0.021427****4** Enter the net value of noncharitable-use assets for 2009 from Part X, line 5**4****751,182****5** Multiply line 4 by line 3**5****16,096****6** Enter 1% of net investment income (1% of Part I, line 27b)**6****65****7** Add lines 5 and 6**7****16,161****8** Enter qualifying distributions from Part XII, line 4**8****30,139**

If line 8 is equal to or greater than line 7, check the box in Part VI, line 1b, and complete that part using a 1% tax rate. See the Part VI instructions on page 18.

Part VI Excise Tax Based on Investment Income (Section 4940(a), 4940(b), 4940(e), or 4948—see page 18 of the instructions)

1a	Exempt operating foundations described in section 4940(d)(2), check here <input type="checkbox"/> and enter "N/A" on line 1. Date of ruling or determination letter: _____ (attach copy of letter if necessary—see instructions)		
b	Domestic foundations that meet the section 4940(e) requirements in Part V, check here <input checked="" type="checkbox"/> and enter 1% of Part I, line 27b	1	65
c	All other domestic foundations enter 2% of line 27b. Exempt foreign organizations enter 4% of Part I, line 12, col (b)		
2	Tax under section 511 (domestic section 4947(a)(1) trusts and taxable foundations only Others enter -0-)	2	0
3	Add lines 1 and 2	3	65
4	Subtitle A (income) tax (domestic section 4947(a)(1) trusts and taxable foundations only Others enter -0-)	4	0
5	Tax based on investment income Subtract line 4 from line 3. If zero or less, enter -0-	5	65
6	Credits/Payments		
a	2009 estimated tax payments and 2008 overpayment credited to 2009	6a	44
b	Exempt foreign organizations—tax withheld at source	6b	
c	Tax paid with application for extension of time to file (Form 8868)	6c	
d	Backup withholding erroneously withheld	6d	
7	Total credits and payments Add lines 6a through 6d	7	44
8	Enter any penalty for underpayment of estimated tax Check here <input type="checkbox"/> if Form 2220 is attached	8	
9	Tax due. If the total of lines 5 and 8 is more than line 7, enter amount owed	9	21
10	Overpayment. If line 7 is more than the total of lines 5 and 8, enter the amount overpaid	10	
11	Enter the amount of line 10 to be Credited to 2010 estimated tax <input type="checkbox"/> Refunded <input type="checkbox"/>	11	

Part VII-A Statements Regarding Activities

	Yes	No
1a During the tax year, did the foundation attempt to influence any national, state, or local legislation or did it participate or intervene in any political campaign?		X
b Did it spend more than \$100 during the year (either directly or indirectly) for political purposes (see page 19 of the instructions for definition)? If the answer is "Yes" to 1a or 1b , attach a detailed description of the activities and copies of any materials published or distributed by the foundation in connection with the activities		X
c Did the foundation file Form 1120-POL for this year?		X
d Enter the amount (if any) of tax on political expenditures (section 4955) imposed during the year: (1) On the foundation \$ _____ (2) On foundation managers \$ _____		
e Enter the reimbursement (if any) paid by the foundation during the year for political expenditure tax imposed on foundation managers \$ _____		
2 Has the foundation engaged in any activities that have not previously been reported to the IRS? If "Yes," attach a detailed description of the activities		X
3 Has the foundation made any changes, not previously reported to the IRS, in its governing instrument, articles of incorporation, or bylaws, or other similar instruments? If "Yes," attach a conformed copy of the changes		X
4a Did the foundation have unrelated business gross income of \$1,000 or more during the year?		X
b If "Yes," has it filed a tax return on Form 990-T for this year?		
5 Was there a liquidation, termination, dissolution, or substantial contraction during the year? If "Yes," attach the statement required by General Instruction T		X
6 Are the requirements of section 508(e) (relating to sections 4941 through 4945) satisfied either: • By language in the governing instrument, or • By state legislation that effectively amends the governing instrument so that no mandatory directions that conflict with the state law remain in the governing instrument?	X	
7 Did the foundation have at least \$5,000 in assets at any time during the year? If "Yes," complete Part II, col (c), and Part XV	X	
8a Enter the states to which the foundation reports or with which it is registered (see page 19 of the instructions) TX		
b If the answer is "Yes" to line 7, has the foundation furnished a copy of Form 990-PF to the Attorney General (or designate) of each state as required by General Instruction G? If "No," attach explanation	X	
9 Is the foundation claiming status as a private operating foundation within the meaning of section 4942(j)(3) or 4942(j)(5) for calendar year 2009 or the taxable year beginning in 2009 (see instructions for Part XIV on page 27)? If "Yes," complete Part XIV		X
10 Did any persons become substantial contributors during the tax year? If "Yes," attach a schedule listing their names and addresses		X

N/A

Part VII-A Statements Regarding Activities (continued)

11	At any time during the year, did the foundation, directly or indirectly, own a controlled entity within the meaning of section 512(b)(13)? If "Yes," attach schedule (see page 20 of the instructions)	11		X
12	Did the foundation acquire a direct or indirect interest in any applicable insurance contract before August 17, 2008?	12		X
13	Did the foundation comply with the public inspection requirements for its annual returns and exemption application? Website address ► N/A	13	X	
14	The books are in care of ► JPMORGAN CHASE BANK 420 THROCKMORTON, FL 3 Located at ► FORT WORTH, TX	Telephone no. ► 817-856-4022 ZIP+4 ► 76102		
15	Section 4947(a)(1) nonexempt charitable trusts filing Form 990-PF in lieu of Form 1041—Check here and enter the amount of tax-exempt interest received or accrued during the year	15		X 4,719

Part VII-B Statements Regarding Activities for Which Form 4720 May Be Required

File Form 4720 if any item is checked in the "Yes" column, unless an exception applies.

		Yes	No
1a	During the year did the foundation (either directly or indirectly):		
(1)	Engage in the sale or exchange, or leasing of property with a disqualified person?	<input type="checkbox"/> Yes	<input checked="" type="checkbox"/> No
(2)	Borrow money from, lend money to, or otherwise extend credit to (or accept it from) a disqualified person?	<input type="checkbox"/> Yes	<input checked="" type="checkbox"/> No
(3)	Furnish goods, services, or facilities to (or accept them from) a disqualified person?	<input type="checkbox"/> Yes	<input checked="" type="checkbox"/> No
(4)	Pay compensation to, or pay or reimburse the expenses of, a disqualified person?	<input checked="" type="checkbox"/> Yes	<input type="checkbox"/> No
(5)	Transfer any income or assets to a disqualified person (or make any of either available for the benefit or use of a disqualified person)?	<input type="checkbox"/> Yes	<input checked="" type="checkbox"/> No
(6)	Agree to pay money or property to a government official? (Exception. Check "No" if the foundation agreed to make a grant to or to employ the official for a period after termination of government service, if terminating within 90 days.)	<input type="checkbox"/> Yes	<input checked="" type="checkbox"/> No
b	If any answer is "Yes" to 1a(1)-(6), did any of the acts fail to qualify under the exceptions described in Regulations section 53.4941(d)-3 or in a current notice regarding disaster assistance (see page 20 of the instructions)? Organizations relying on a current notice regarding disaster assistance check here		X
c	Did the foundation engage in a prior year in any of the acts described in 1a, other than excepted acts, that were not corrected before the first day of the tax year beginning in 2009?		
	N/A		
2	Taxes on failure to distribute income (section 4942) (does not apply for years the foundation was a private operating foundation defined in section 4942(j)(3) or 4942(j)(5))		
a	At the end of tax year 2009, did the foundation have any undistributed income (lines 6d and 6e, Part XIII) for tax year(s) beginning before 2009? If "Yes," list the years ► 20 , 20 , 20 , 20	<input type="checkbox"/> Yes	<input checked="" type="checkbox"/> No
b	Are there any years listed in 2a for which the foundation is not applying the provisions of section 4942(a)(2) (relating to incorrect valuation of assets) to the year's undistributed income? (If applying section 4942(a)(2) to all years listed, answer "No" and attach statement—see page 20 of the instructions.)		
	N/A		
c	If the provisions of section 4942(a)(2) are being applied to any of the years listed in 2a, list the years here. ► 20 , 20 , 20 , 20		
3a	Did the foundation hold more than a 2% direct or indirect interest in any business enterprise at any time during the year?	<input type="checkbox"/> Yes	<input checked="" type="checkbox"/> No
b	If "Yes," did it have excess business holdings in 2009 as a result of (1) any purchase by the foundation or disqualified persons after May 26, 1969, (2) the lapse of the 5-year period (or longer period approved by the Commissioner under section 4943(c)(7)) to dispose of holdings acquired by gift or bequest, or (3) the lapse of the 10-, 15-, or 20-year first phase holding period? (Use Schedule C, Form 4720, to determine if the foundation had excess business holdings in 2009.)		
	N/A		
4a	Did the foundation invest during the year any amount in a manner that would jeopardize its charitable purposes?		X
b	Did the foundation make any investment in a prior year (but after December 31, 1969) that could jeopardize its charitable purpose that had not been removed from jeopardy before the first day of the tax year beginning in 2009?		X

Part VII-B Statements Regarding Activities for Which Form 4720 May Be Required (continued)

5a During the year did the foundation pay or incur any amount to

(1) Carry on propaganda, or otherwise attempt to influence legislation (section 4945(e))? ☐ Yes ☒ No

(2) Influence the outcome of any specific public election (see section 4955), or to carry on, directly or indirectly, any voter registration drive? ☐ Yes ☒ No

(3) Provide a grant to an individual for travel, study, or other similar purposes? ☐ Yes ☒ No

(4) Provide a grant to an organization other than a charitable, etc., organization described in section 509(a)(1), (2), or (3), or section 4940(d)(2)? (see page 22 of the instructions) ☐ Yes ☒ No

(5) Provide for any purpose other than religious, charitable, scientific, literary, or educational purposes, or for the prevention of cruelty to children or animals? ☐ Yes ☒ No

b If any answer is "Yes" to 5a(1)-(5), did any of the transactions fail to qualify under the exceptions described in Regulations section 53.4945 or in a current notice regarding disaster assistance (see page 22 of the instructions)? **N/A** ☐ **5b**

Organizations relying on a current notice regarding disaster assistance check here ☐

c If the answer is "Yes" to question 5a(4), does the foundation claim exemption from the tax because it maintained expenditure responsibility for the grant? **N/A** ☐ Yes ☐ No

If "Yes," attach the statement required by Regulations section 53.4945-5(d)

6a Did the foundation, during the year, receive any funds, directly or indirectly, to pay premiums on a personal benefit contract? ☐ Yes ☒ No

b Did the foundation, during the year, pay premiums, directly or indirectly, on a personal benefit contract? **6b** ☒

If "Yes" to 6b, file Form 8870.

7a At any time during the tax year, was the foundation a party to a prohibited tax shelter transaction? ☐ Yes ☒ No

b If yes, did the foundation receive any proceeds or have any net income attributable to the transaction? **N/A** **7b**

Part VIII Information About Officers, Directors, Trustees, Foundation Managers, Highly Paid Employees, and Contractors**1 List all officers, directors, trustees, foundation managers and their compensation (see page 22 of the instructions).**

(a) Name and address	(b) Title, and average hours per week devoted to position	(c) Compensation (If not paid, enter -0-)	(d) Contributions to employee benefit plans and deferred compensation	(e) Expense account, other allowances
JPMORGAN CHASE BANK 420 THROCKMORTON PL 3	FORT WORTH TX 76102	TRUSTEE 2.00	8,540	0

2 Compensation of five highest-paid employees (other than those included on line 1—see page 23 of the instructions).

If none, enter "NONE."

(a) Name and address of each employee paid more than \$50,000	(b) Title, and average hours per week devoted to position	(c) Compensation	(d) Contributions to employee benefit plans and deferred compensation	(e) Expense account, other allowances
NONE				

Total number of other employees paid over \$50,000 **▶**

Part VIII Information About Officers, Directors, Trustees, Foundation Managers, Highly Paid Employees, and Contractors (continued)**3 Five highest-paid independent contractors for professional services (see page 23 of the instructions). If none, enter "NONE."**

(a) Name and address of each person paid more than \$50,000	(b) Type of service	(c) Compensation
NONE		

Total number of others receiving over \$50,000 for professional services ▶**Part IX-A Summary of Direct Charitable Activities**

List the foundation's four largest direct charitable activities during the tax year. Include relevant statistical information such as the number of organizations and other beneficiaries served, conferences convened, research papers produced, etc.

	Expenses
1 N/A	
2	
3	
4	

Part IX-B Summary of Program-Related Investments (see page 24 of the instructions)

Describe the two largest program-related investments made by the foundation during the tax year on lines 1 and 2

	Amount
1 N/A	
2	
All other program-related investments. See page 24 of the instructions	
3	
Total. Add lines 1 through 3 ▶	

Part X Minimum Investment Return (All domestic foundations must complete this part. Foreign foundations, see page 24 of the instructions.)

1	Fair market value of assets not used (or held for use) directly in carrying out charitable, etc., purposes:		
a	Average monthly fair market value of securities	1a	628,023
b	Average of monthly cash balances	1b	134,598
c	Fair market value of all other assets (see page 24 of the instructions)	1c	0
d	Total (add lines 1a, b, and c)	1d	762,621
e	Reduction claimed for blockage or other factors reported on lines 1a and 1c (attach detailed explanation)	1e	0
2	Acquisition indebtedness applicable to line 1 assets	2	0
3	Subtract line 2 from line 1d	3	762,621
4	Cash deemed held for charitable activities. Enter 1½ % of line 3 (for greater amount, see page 25 of the instructions)	4	11,439
5	Net value of noncharitable-use assets. Subtract line 4 from line 3. Enter here and on Part V, line 4	5	751,182
6	Minimum investment return. Enter 5% of line 5	6	37,559

Part XI Distributable Amount (see page 25 of the instructions) (Section 4942(j)(3) and (j)(5) private operating foundations and certain foreign organizations check here ☐ and do not complete this part)

1	Minimum investment return from Part X, line 6	1	37,559
2a	Tax on investment income for 2009 from Part VI, line 5	2a	65
b	Income tax for 2009 (This does not include the tax from Part VI)	2b	
c	Add lines 2a and 2b	2c	65
3	Distributable amount before adjustments. Subtract line 2c from line 1	3	37,494
4	Recoveries of amounts treated as qualifying distributions	4	
5	Add lines 3 and 4	5	37,494
6	Deduction from distributable amount (see page 25 of the instructions)	6	
7	Distributable amount as adjusted. Subtract line 6 from line 5. Enter here and on Part XIII, line 1	7	37,494

Part XII Qualifying Distributions (see page 25 of the instructions)

1	Amounts paid (including administrative expenses) to accomplish charitable, etc., purposes:		
a	Expenses, contributions, gifts, etc.—total from Part I, column (d), line 26	1a	30,139
b	Program-related investments—total from Part IX-B	1b	
2	Amounts paid to acquire assets used (or held for use) directly in carrying out charitable, etc., purposes	2	
3	Amounts set aside for specific charitable projects that satisfy the:		
a	Suitability test (prior IRS approval required)	3a	
b	Cash distribution test (attach the required schedule)	3b	
4	Qualifying distributions. Add lines 1a through 3b. Enter here and on Part V, line 8, and Part XIII, line 4	4	30,139
5	Foundations that qualify under section 4940(e) for the reduced rate of tax on net investment income. Enter 1% of Part I, line 27b (see page 26 of the instructions)	5	65
6	Adjusted qualifying distributions. Subtract line 5 from line 4	6	30,074

Note. The amount on line 6 will be used in Part V, column (b), in subsequent years when calculating whether the foundation qualifies for the section 4940(e) reduction of tax in those years

Part XIII Undistributed Income (see page 26 of the instructions)

	(a) Corpus	(b) Years prior to 2008	(c) 2008	(d) 2009
1 Distributable amount for 2009 from Part XI, line 7				37,494
2 Undistributed income, if any, as of the end of 2009				
a Enter amount for 2008 only			30,032	
b Total for prior years. 20____, 20____, 20____				
3 Excess distributions carryover, if any, to 2009				
a From 2004				
b From 2005				
c From 2006				
d From 2007				
e From 2008				
f Total of lines 3a through e				
4 Qualifying distributions for 2009 from Part XII, line 4. ► \$ 30,139				
a Applied to 2008, but not more than line 2a			30,032	
b Applied to undistributed income of prior years (Election required—see page 26 of the instructions)				
c Treated as distributions out of corpus (Election required—see page 26 of the instructions)				
d Applied to 2009 distributable amount				107
e Remaining amount distributed out of corpus				
5 Excess distributions carryover applied to 2009 (If an amount appears in column (d), the same amount must be shown in column (a))				
6 Enter the net total of each column as indicated below:				
a Corpus Add lines 3f, 4c, and 4e Subtract line 5				
b Prior years' undistributed income Subtract line 4b from line 2b				
c Enter the amount of prior years' undistributed income for which a notice of deficiency has been issued, or on which the section 4942(a) tax has been previously assessed				
d Subtract line 6c from line 6b Taxable amount—see page 27 of the instructions				
e Undistributed income for 2008 Subtract line 4a from line 2a Taxable amount—see page 27 of the instructions				
f Undistributed income for 2009. Subtract lines 4d and 5 from line 1. This amount must be distributed in 2010				37,387
7 Amounts treated as distributions out of corpus to satisfy requirements imposed by section 170(b)(1)(F) or 4942(g)(3) (see page 27 of the instructions)				
8 Excess distributions carryover from 2004 not applied on line 5 or line 7 (see page 27 of the instructions)				
9 Excess distributions carryover to 2010. Subtract lines 7 and 8 from line 6a				
10 Analysis of line 9				
a Excess from 2005				
b Excess from 2006				
c Excess from 2007				
d Excess from 2008				
e Excess from 2009				

Part XIV Private Operating Foundations (see page 27 of the instructions and Part VII-A, question 9)

1a If the foundation has received a ruling or determination letter that it is a private operating foundation, and the ruling is effective for 2009, enter the date of the ruling ▶

b Check box to indicate whether the foundation is a private operating foundation described in section ☐ 4942(j)(3) or ☐ 4942(j)(5)

	Tax year	Prior 3 years			(e) Total
	(a) 2009	(b) 2008	(c) 2007	(d) 2006	
2a Enter the lesser of the adjusted net income from Part I or the minimum investment return from Part X for each year listed					
b 85% of line 2a					
c Qualifying distributions from Part XII, line 4 for each year listed					
d Amounts included in line 2c not used directly for active conduct of exempt activities					
e Qualifying distributions made directly for active conduct of exempt activities Subtract line 2d from line 2c					
3 Complete 3a, b, or c for the alternative test relied upon					
a "Assets" alternative test—enter					
(1) Value of all assets					
(2) Value of assets qualifying under section 4942(j)(3)(B)(i)					
b "Endowment" alternative test—enter 2/3 of minimum investment return shown in Part X, line 6 for each year listed					
c "Support" alternative test—enter					
(1) Total support other than gross investment income (interest, dividends, rents, payments on securities loans (section 512(a)(5)), or royalties)					
(2) Support from general public and 5 or more exempt organizations as provided in section 4942(j)(3)(B)(iii)					
(3) Largest amount of support from an exempt organization					
(4) Gross investment income					

Part XV Supplementary Information (Complete this part only if the foundation had \$5,000 or more in assets at any time during the year—see page 28 of the instructions.)

1 Information Regarding Foundation Managers:

a List any managers of the foundation who have contributed more than 2% of the total contributions received by the foundation before the close of any tax year (but only if they have contributed more than \$5,000) (See section 507(d)(2))
N/A

b List any managers of the foundation who own 10% or more of the stock of a corporation (or an equally large portion of the ownership of a partnership or other entity) of which the foundation has a 10% or greater interest
N/A

2 Information Regarding Contribution, Grant, Gift, Loan, Scholarship, etc., Programs:

Check here ☒ if the foundation only makes contributions to preselected charitable organizations and does not accept unsolicited requests for funds. If the foundation makes gifts, grants, etc. (see page 28 of the instructions) to individuals or organizations under other conditions, complete items 2a, b, c, and d.

a The name, address, and telephone number of the person to whom applications should be addressed.
N/A

b The form in which applications should be submitted and information and materials they should include.
N/A

c Any submission deadlines
N/A

d Any restrictions or limitations on awards, such as by geographical areas, charitable fields, kinds of institutions, or other factors
N/A

Part XV Supplementary Information (continued)**3 Grants and Contributions Paid During the Year or Approved for Future Payment**

Recipient	If recipient is an individual, show any relationship to any foundation manager or substantial contributor	Foundation status of recipient	Purpose of grant or contribution	Amount
Name and address (home or business)				
a Paid during the year				
ALL CHURCH HOME FOR CHILD 1424 SUMMITT AVENUE FORT WORTH TX 76102	NONE	PUBLIC GENERAL	OPERATING	18,500
ALLIED THEATRE GROUP, INC 821 W. VICKERY BLVD FORT WORTH TX 76104	NONE	PUBLIC GENERATING	OPERATING	10,000
Total			▶ 3a	28,500
b Approved for future payment				
N/A				
Total			▶ 3b	

Part XVI-A Analysis of Income-Producing Activities

Enter gross amounts unless otherwise indicated.

Enter gross amounts unless otherwise indicated.		Unrelated business income		Excluded by section 512, 513, or 514		(e) Related or exempt function income (See page 28 of the instructions)
		(a) Business code	(b) Amount	(c) Exclusion code	(d) Amount	
1	Program service revenue					
a	_____					
b	_____					
c	_____					
d	_____					
e	_____					
f	_____					
g	Fees and contracts from government agencies					
2	Membership dues and assessments					
3	Interest on savings and temporary cash investments			14	225	
4	Dividends and interest from securities			14	18,813	
5	Net rental income or (loss) from real estate.					
a	Debt-financed property					
b	Not debt-financed property					
6	Net rental income or (loss) from personal property					
7	Other investment income					
8	Gain or (loss) from sales of assets other than inventory			18	-104,574	
9	Net income or (loss) from special events					
10	Gross profit or (loss) from sales of inventory					
11	Other revenue a _____					
b	_____					
c	_____					
d	_____					
e	_____					
12	Subtotal. Add columns (b), (d), and (e)		0		-85,536	0
13	Total. Add line 12, columns (b), (d), and (e)				-85,536	-85,536

(See worksheet in line 13 instructions on page 28 to verify calculations)

Part XVI-B Relationship of Activities to the Accomplishment of Exempt Purposes

[illegible]

Federal Statements

Statement 1 - Form 990-PF, Part I, Line 16a - Legal Fees

Description	Total	Net Investment	Adjusted Net	Charitable Purpose
INDIRECT LEGAL FEES	\$ 785	\$	\$	\$ 785
TOTAL	\$ 785	\$ 0	\$ 0	\$ 785

Statement 2 - Form 990-PF, Part I, Line 18 - Taxes

Description	Total	Net Investment	Adjusted Net	Charitable Purpose
FOREIGN TAX	\$ 151	\$ 151	\$	\$
FED EXCISE TAX - 2009 EST	30			
TOTAL	\$ 181	\$ 151	\$ 0	\$ 0

51-6540171

Federal Statements

FYE: 12/31/2009

Statement 3 - Form 990-PF, Part II, Line 13 - Other Investments

Description	Beginning of Year	End of Year	Basis of Valuation	Fair Market Value
FIRST BANKERS TRUST & SAVINGS				
LOMAS FINANCIAL CORPORATION	\$	\$	MARKET	\$
MAREIGHT CORP			MARKET	
MAREIGHT CORP SER A PFD			MARKET	
JPM INTREPID AMERICA FUND			MARKET	
JPM MID CAP EQUITY FUND	32,858	18,739	MARKET	16,251
JPM TAX AWARE DISCIPLINED EQ FUND	18,179		MARKET	
JPMORGAN TAX AWARE REAL RETURN FUND	81,373	43,321	MARKET	40,353
JPMORGAN INTERMEDIATE TAX FREE	30,700	30,700	MARKET	30,201
JPMORGAN SMALL CAP CORE FUND	213,214		MARKET	
JPMORGAN TAX AWARE SHORT INTMED	28,046		MARKET	
JPMORGAN INTREPID INT'L FUND	75,452		MARKET	
EATON VANCE SPL INV TR		6,500	MARKET	7,847
FMI FDS INC	29,076	21,447	MARKET	24,300
JPM US LARGE CAP CORE PLUS FUND	30,000	24,403	MARKET	23,732
SPDR TRUST SERIES 1	20,000	20,000	MARKET	27,318
APOLLO INVESTMENT CORP	32,989		MARKET	
ISHARES RUSSELL MIDCAP INDEX FUND	24,306		MARKET	
HARBOR INT'L FUND	22,220	17,976	MARKET	20,875
JPM ASIA EQUITY FUND	35,000		MARKET	
JPM INT'L VALUE FUND	15,000	24,932	MARKET	30,856
JPM HIGH YIELD BOND FUND	15,000	29,263	MARKET	33,760
HIGHBRIDGE STATISTICAL MKT	7,000	26,890	MARKET	29,568
IVY LARGE CAP GROWTH FUND	25,000	25,000	MARKET	24,952
THORNBURG VALUE FUND		19,501	MARKET	23,325
ASTON FDS TAMRO S CAP		17,578	MARKET	22,769
		6,500	MARKET	8,136

51-6540171

Federal Statements

FYE: 12/31/2009

Statement 3 - Form 990-PF, Part II, Line 13 - Other Investments (continued)

<u>Description</u>	<u>Beginning of Year</u>	<u>End of Year</u>	<u>Basis of Valuation</u>	<u>Fair Market Value</u>
ISHARES RUSSELL 2000 INDEX FUND	\$	\$ 13,521	MARKET	\$ 15,360
JPMORGAN MARKET EXPANSION INDEX FND		13,000	MARKET	16,742
JPMORGAN US REAL ESTATE FUND		6,828	MARKET	8,063
ARTIO INTN'L EQUITY		23,436	MARKET	34,693
ISHARES MSCI EAFE INDES FUND		6,491	MARKET	6,412
MATTHEWS PACIFIC TIGER FUND		13,166	MARKET	16,408
JPMORGAN INTN'L CURRENCY INCOME FND		14,447	MARKET	14,222
JPMORGAN STRATEGIC INCOME OPP FUND		12,547	MARKET	13,829
JPMORGAN SHORT DURATION BOND FUND		220,046	MARKET	222,300
TOTAL	\$ <u>735,413</u>	\$ <u>656,232</u>		\$ <u>712,272</u>

Statement 4 - Form 990-PF, Part III, Line 3 - Other Increases

<u>Description</u>	<u>Amount</u>
NON TAXABLE DIVIDEND	\$ <u>9</u>
TOTAL	\$ <u>9</u>

Federal Statements**ACCOUNTS RECEIVABLE**

<u>Description</u>	<u>Amount</u>
2010 RECEIPTS TAXED IN 2009	\$ <u>891</u>
TOTAL	\$ <u><u>891</u></u>

ACCT 5897 P64158002
FROM 01/01/2009
TO 12/31/2009

J P MORGAN CHASE BANK, N A
STATEMENT OF CAPITAL GAINS AND LOSSES
VIVIANNE REDLICH CRT U/A

PAGE 50
RUN 04/28/2010
04 49 15 PM

TRUST YEAR ENDING 12/31/2009

TAX PREPARER: LB4
TRUST ADMINISTRATOR LB3
INVESTMENT OFFICER LW3

LEGEND F - FEDERAL S - STATE I - INHERITED
E - EXEMPT FROM STATE U - ACQ COST UNKNOWN

PROPERTY DESCRIPTION	SHARES	DATE	SALES PRICE	COST BASIS	GAIN/LOSS	TERM
100 0000 APOLLO INVESTMENT CORP - 03761U106 - MINOR = 31000						
SOLD		02/12/2009	522 46			
ACQ 100 0000		09/19/2008	522 46	2025.53	-1503 07	ST
100 0000 APOLLO INVESTMENT CORP - 03761U106 - MINOR = 31000						
SOLD		03/04/2009	360 48			
ACQ 100 0000		09/19/2008	360 48	2025 53	-1665 05	ST
100 0000 APOLLO INVESTMENT CORP - 03761U106 - MINOR = 31000						
SOLD		03/12/2009	239.39			
ACQ 100 0000		09/19/2008	239 39	2025 53	-1786 14	ST
100 0000 APOLLO INVESTMENT CORP - 03761U106 - MINOR = 31000						
SOLD		03/13/2009	253 10			
ACQ 100 0000		09/19/2008	253 10	2025 53	-1772 43	ST
100 0000 APOLLO INVESTMENT CORP - 03761U106 - MINOR = 31000						
SOLD		03/13/2009	247 84			
ACQ 100 0000		09/19/2008	247.84	2025 53	-1777 69	ST
100 0000 APOLLO INVESTMENT CORP - 03761U106 - MINOR = 31000						
SOLD		03/13/2009	252 23			
ACQ 100 0000		09/19/2008	252 23	2025 53	-1773 30	ST
200 0000 APOLLO INVESTMENT CORP - 03761U106 - MINOR = 31000						
SOLD		03/16/2009	505.75			
ACQ 200.0000		09/19/2008	505 75	4051 06	-3545 31	ST
100 0000 APOLLO INVESTMENT CORP - 03761U106 - MINOR = 31000						
SOLD		03/16/2009	258.75			
ACQ 100 0000		09/19/2008	258 75	2025 53	-1766.78	ST
100 0000 APOLLO INVESTMENT CORP - 03761U106 - MINOR = 31000						
SOLD		03/17/2009	213.66			
ACQ 100 0000		09/19/2008	213 66	2025 53	-1811 87	ST
100 0000 APOLLO INVESTMENT CORP - 03761U106 - MINOR = 31000						
SOLD		03/17/2009	204 16			
ACQ 100 0000		09/19/2008	204.16	2025 53	-1821 37	ST
100 0000 APOLLO INVESTMENT CORP - 03761U106 - MINOR = 31000						
SOLD		03/18/2009	213 57			
ACQ 100 0000		09/19/2008	213 57	2025 53	-1811.96	ST
515 1340 EATON VANCE SPL INVT TR - 277905642 - MINOR = 65						
SOLD		07/06/2009	6944 00			
ACQ 515 1340		10/16/2008	6944 00	7629 14	-685.14	ST
384 9450 FMI FDS INC - 302933205 - MINOR = 65						
SOLD		06/04/2009	4577 00			
ACQ 384 9450		09/19/2008	4577.00	5597 10	-1020.10	ST
609 6500 HARBOR INTERNATIONAL FUND - 411511306 - MINOR = 08010						
SOLD		03/06/2009	18466.30			
ACQ 609 6500		09/19/2008	18466.30	35000 00	-16533.70	ST
250.0000 ISHARES RUSSELL MIDCAP INDEX FUND - 464287499 - MINOR = 08020						
SOLD		04/24/2009	15378 15			
ACQ 250.0000		09/16/2008	15378.15	22219 60	-6841.45	ST
292 0000 ISHARES MSCI ASIAN EX JAPAN - 464288182 - MINOR = 62						
SOLD		09/14/2009	14897 65			
ACQ 100 0000		06/04/2009	5101.93	4509 83	592 10	ST
192 0000		06/05/2009	9795.72	8768 06	1027.66	ST
19544 2060 JPMORGAN INTERMEDIATE TAX FREE BOND - 4812A0441 - MINOR = 35010						
SOLD		05/12/2009	211272 87			
ACQ I 1231 1660		12/15/2001	13308 90	13790 31	-481.41	LT15
I 431.4070		12/15/2001	4663.51	4832 20	-168.69	LT15
I 312 7450		12/15/2001	3380 77	3503 06	-122 29	LT15
I 311 8780		12/15/2001	3371 40	3493.35	-121.95	LT15
I 308 9180		12/15/2001	3339 40	3460 20	-120 80	LT15
I 10287 8600		12/15/2001	111211.77	115234 49	-4022.72	LT15
4766 4440		09/19/2008	51525.26	50000 00	1525.26	ST
1893 7880		10/17/2008	20471 85	18900 00	1571 85	ST
FOUND UPDATE						
332 0050 JPMORGAN ASIA EQUITY FUND - 4812A0706 - MINOR = 08010						
SOLD		02/06/2009	6175 29			
ACQ 332 0050		10/17/2007	6175.29	15000 00	-8824 71	LT15
578.8440 JPMORGAN SMALL CAP CORE FUND - 4812A1233 - MINOR = 08010						
SOLD		07/06/2009	13087.66			
ACQ I 61 7040		12/15/2001	1395 13	3061 01	-1665.88	LT15
I 517 1400		12/15/2001	11692.53	24984 91	-13292.38	LT15
510 9710 JPMORGAN MID CAP EQUITY FUND SELECT - 4812A1266 - MINOR = 08010						
SOLD		07/06/2009	9422 31			
ACQ 89.9770		07/18/2005	1659 18	3178 88	-1519.70	LT15
420 9940		11/23/2005	7763.13	15000 00	-7236.87	LT15
2237 0740 JPMORGAN TAX AWARE DISCIPLINED - 4812A1654 - MINOR = 08010						
SOLD		06/04/2009	29507 00			
ACQ 2237.0740		11/23/2005	29507.00	38052 63	-8545.63	LT15
7495.3830 JPMORGAN TAX AWARE SHORT - 4812A1738 - MINOR = 35010						
SOLD		05/12/2009	73229 89			
ACQ I 1214.7510		12/15/2001	11868 12	12228 25	-360.13	LT15
I 1334 0260		12/15/2001	13033 43	13428 92	-395.49	LT15
I 3671 7090		12/15/2001	35872.60	36961 12	-1088 52	LT15
I 1274.8970		12/15/2001	12455.74	12833.70	-377.96	LT15
FOUND UPDATE						
602 7790 JPMORGAN INTREPID AMERICA FUND - 4812A2108 - MINOR = 08010						
SOLD		06/04/2009	10193 00			
ACQ 602 7790		10/05/2005	10193 00	14117 08	-3924 08	LT15

ACCT 5897 P64158002
FROM 01/01/2009
TO 12/31/2009

J P MORGAN CHASE BANK, N A
STATEMENT OF CAPITAL GAINS AND LOSSES
VIVIANNE REDLICH CRT U/A

PAGE 51

RUN 04/28/2010
04 49 15 PM

TRUST YEAR ENDING 12/31/2009

TAX PREPARER LB4
TRUST ADMINISTRATOR LB3
INVESTMENT OFFICER LW3

LEGEND F - FEDERAL S - STATE I - INHERITED
E - EXEMPT FROM STATE U - ACQ COST UNKNOWN

PROPERTY DESCRIPTION	SHARES	DATE	SALES PRICE	COST BASIS	GAIN/LOSS	TERM
3857 2490 JPMORGAN SHORT DURATION BOND FUND - 4812C1330 - MINOR = 08030						
SOLD		07/06/2009	41504 00			
ACQ	3857.2490	05/12/2009	41504.00	41426 85	77 15	ST
1259 5170 JPMORGAN SHORT DURATION BOND FUND - 4812C1330 - MINOR = 08030						
SOLD		07/28/2009	13565.00			
ACQ	1259.5170	05/12/2009	13565 00	13527 21	37 79	ST
50 0000 S & P 500 DEP RCPTS - 78462F103 - MINOR = 31000						
SOLD		02/20/2009	3862 90			
ACQ	50 0000	02/01/2008	3862 90	6897 50	-3034 60	LT15
200 0000 S & P 500 DEP RCPTS - 78462F103 - MINOR = 31000						
SOLD		05/04/2009	18099 61			
ACQ	10 0000	02/01/2008	904 98	1379 50	-474 52	LT15
	50 0000	02/01/2008	4524 90	6897 50	-2372 60	LT15
	140 0000	07/24/2008	12669 73	17815 38	-5145 65	ST
TOTALS			493454 02	598034 14		

SUMMARY OF CAPITAL GAINS/LOSSES

FEDERAL	SHORT TERM	LONG TERM 28%	LONG TERM 15%	ST WASH SALE	LT WASH SALE	1250 GAIN
SUBTOTAL FROM ABOVE	-46429 20	0 00	-58150.92	0.00	0 00	0 00*
COMMON TRUST FUND	0.00	0 00	0.00			0 00
CAPITAL GAIN DIVIDENDS	0 00	0 00	5 96			0 00
	-46429.20	0 00	-58144 96	0.00	0 00	0 00
STATE						
SUBTOTAL FROM ABOVE	-46429 20	0 00	-58150.92	0.00	0.00	0 00*
COMMON TRUST FUND	0.00	0 00	0.00			0 00
CAPITAL GAIN DIVIDENDS	0 00	0 00	5 96			0 00
	-46429.20	0 00	-58144.96	0 00	0 00	0 00

* - 1250 GAIN DETAILED ON TRANS PAGES, NOT ABOVE

CAPITAL LOSS CARRYOVER

FEDERAL	0 00	0 00
TEXAS	N/A	N/A

Account Summary

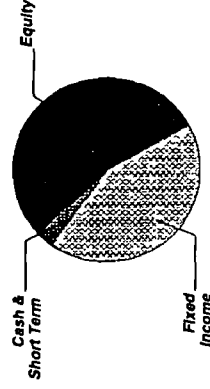
PRINCIPAL

Asset Allocation	Beginning Market Value	Ending Market Value	Change In Value	Estimated Annual Income	Current Allocation
Equity	270,433.94	402,151.51	131,717.57	8,473.09	56%
Cash & Short Term	36,410.66	8,274.88	(28,135.78)	9.92	1%
Fixed Income	307,752.10	310,120.50	2,368.40	10,242.22	43%
Other Assets	26,093.86	0.00	(26,093.86)		
Market Value	\$640,690.56	\$720,546.89	\$79,856.33		100%

INCOME

Cash Position	Beginning Market Value	Ending Market Value	Change In Value
Cash Balance	90,732.84	77,211.05	(13,521.79)
Accruals	1,225.01	837.40	(387.61)
Market Value	\$91,957.85	\$78,048.45	(\$13,909.40)

Asset Allocation



Account Summary CONTINUED

	PRINCIPAL		INCOME	
	Current Period Value	Year-to-Date Value	Current Period Value	Year-to-Date Value
Portfolio Activity				
Beginning Market Value	640,690.56	640,690.56	90,732.84	90,732.84
Additions	2,312.55	2,312.55		
Withdrawals & Fees	(5,054.54)	(5,054.54)	(32,799.83)	(32,799.83)
Net Additions/Withdrawals	(\$2,741.99)	(\$2,741.99)	(\$32,799.83)	(\$32,799.83)
Income			19,278.04	19,278.04
Change In Investment Value	82,598.32	82,598.32		
Ending Market Value	\$720,546.89	\$720,546.89	\$77,211.05	\$77,211.05
Accruals	--	--	837.40	837.40
Market Value with Accruals	--	--	\$78,048.45	\$78,048.45

VIVIENNE REDLICH CRT U/A ACCT P64158002
For the Period 1/1/09 to 12/31/09

Account Summary CONTINUED

Tax Summary	Current Period Value	Year-to-Date Value
Domestic Dividends/Distributions	13,404.49	13,404.49
Interest Income	225.25	225.25
Taxable Income	\$13,629.74	\$13,629.74
Tax-Exempt Income	5,648.30	5,648.30
Tax-Exempt Income	\$5,648.30	\$5,648.30

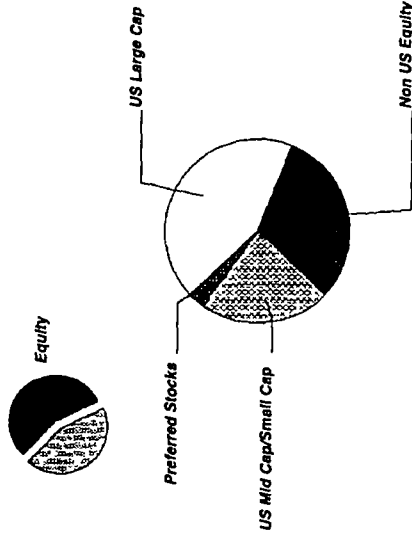
	Current Period Value	Year-to-Date Value
LT Capital Gain Distributions	5.95	5.95
ST Realized Gain/Loss	(46,429.20)	(46,429.20)
LT Realized Gain/Loss	(58,150.93)	(58,150.93)
Realized Gain/Loss	(\$104,574.18)	(\$104,574.18)

	To-Date Value
Unrealized Gain/Loss	\$56,033.26

Equity Summary

Asset Categories	Beginning Market Value	Ending Market Value	Change In Value	Current Allocation
US Large Cap	175,329.61	178,046.90	2,717.29	24%
US Mid Cap/Small Cap	48,834.46	94,128.69	45,294.23	13%
Non US Equity	46,269.70	129,975.75	83,706.05	18%
Preferred Stocks	0.17	0.17	0.00	1%
Total Value	\$270,433.94	\$402,151.51	\$131,717.57	56%

Asset Categories



Market Value/Cost	Current Period Value
Market Value	402,151.51
Tax Cost	351,605.99
Unrealized Gain/Loss	50,545.52
Estimated Annual Income	8,473.09
Yield	2.11%

J.P.Morgan

VIVIENNE REDLICH CRT U/A ACCT. P64158002
For the Period 1/1/09 to 12/31/09

Equity Detail

	Quantity	Price	Market Value	Tax Cost	Unrealized Gain/Loss	Estimated Annual Income		Yield
						Accrued Dividends		
US Large Cap								
EATON VANCE SPL INVT TR VALUE FD CL 1 277905-64-2 EILV X	1,448.127	16.78	24,299.57	21,446.76	2,852.81	373.61		1.54%
FMI FDS INC LARGE CAP FD 302933-20-5 FMIH X	1,678.329	14.14	23,731.57	24,402.90	(671.33)	286.99		1.21%
IVY LARGE CAP GROWTH FUND - I 466001-20-3 IYGI X	2,002.156	11.65	23,325.12	19,501.00	3,824.12	140.15		0.60%
JPMORGAN INTREPID AMERICA FUND SELECT SHARE CLASS FUND 1206 4812A2-10-8 JPJA X	800.147	20.31	16,250.99	18,739.44	(2,488.45)	250.44		1.54%
JPMORGAN TAX AWARE DISCIPLINED EQUITY FUND INSTITUTIONAL SHARE CLASS FUND 1236 4812A1-65-4 JPDE X	2,557.201	15.78	40,352.63	43,320.84	(2,968.21)	1,063.79		2.64%
JPMORGAN US LARGE CAP CORE PLUS FUND SELECT FUND 1002 4812A2-38-9 JLPS X	1,502.630	18.18	27,317.81	20,000.00	7,317.81	504.88		1.85%

	Quantity	Price	Market Value	Tax Cost	Unrealized Gain/Loss	Estimated Annual Income	
						Accrued Dividends	Yield
US Large Cap							
THORNBURG VALUE FUND FD CL I 885215-63-2 TVIF X	721.001	31.58	22,769.21	17,578.00	5,191.21	367.71	1.61%
Total US Large Cap			\$178,046.90	\$164,988.94	\$13,057.96	\$2,987.57	1.68%
US Mid Cap/Small Cap							
ASTON FDS TAMRO S CAP I 00078H-14-1 ATSI X	488.355	16.66	8,135.99	6,500.00	1,635.99	6.83	0.08%
FIRST BANKERS TRUST & SAVINGS ASSN MIDLAND TEXAS 319285-10-2	36.000		0.15	1.00	(0.85)		
ISHARES RUSSELL MIDCAP INDEX FUND 464287-49-9 IWR	253.000	82.51	20,875.03	17,975.67	2,899.36	412.39	1.98%
ISHARES RUSSELL 2000 INDEX FUND 464287-65-5 IWM	246.000	62.44	15,360.24	13,520.79	1,839.45	249.19	1.62%
JPMORGAN MARKET EXPANSION INDEX FUND SELECT SHARE CLASS FUND 3708 4812C1-63-7 PGMI X	1,928.783	8.68	16,741.84	13,000.00	3,741.84	279.67	1.67%
JPMORGAN TRI HIGHBRIDGE STATISTICAL MARKET NEUTRAL FUND SELECT SHARES FUND # 1011 4812A2-43-9 HSKS X	1,585.289	15.74	24,952.45	25,000.00	(47.55)	52.31	0.21%

	Quantity	Price	Market Value	Tax Cost	Unrealized Gain/Loss	Estimated Annual Income Accrued Dividends	Yield
US Mid Cap/Small Cap							
JPMORGAN US REAL ESTATE FUND SELECT SHARE CLASS FUND 3037 4812C0-61-3 SUJE X	660 348	12 21	8,062 85	6,828 00	1,234 85	491 29	6 09%
LOWAS FINANCIAL CORP 541535-10-0	6 000			1 00	(1 00)		
MAREIGHT CORP N/O Other 566438-10-7	55 000		0 14	1 00	(0 86)		
Total US Mid Cap/Small Cap			\$94,128.69	\$82,827.46	\$11,301.23	\$1,491.68	1.58%
Non US Equity							
ARTIO INTERNATIONAL EQUITY II - I 043151-83-7 JETI X	2,945.038	11.78	34,692 55	23,436 37	11,256 18	1,705 17	4.92%
ISHARES MSCI EAFE INDEX FUND 464287-46-5 EFA	116.000	55.28	6,412 48	6,491 22	(78 74)	167 15	2 61%
JPMORGAN ASIA EQUITY FUND SELECT SHARE CLASS FUND 1134 4812A0-70-6 JPAS X	988 966	31.20	30,855 74	24,932 00	5,923 74	113.73	0.37%
JPMORGAN INTERNATIONAL VALUE FUND SELECT SHARE CLASS FUND 1296 4812A0-56-5 JIES X	2,662.433	12 68	33,759 65	29,263 00	4,496.65	1,264 65	3 75%

VIVIENNE REDLICH CRT U/A ACCT P64158002
For the Period 1/1/09 to 12/31/09

	Quantity	Price	Market Value	Tax Cost	Unrealized Gain/Loss	Estimated Annual Income Accrued Dividends	Yield
Non US Equity							
JPMORGAN INTREPID INTERNATIONAL FUND SELECT SHARE CLASS FUND # 1321 4812A2-21-5 JISI X	498 849	15 73	7,846 89	6,500 00	1,346 89	618 57	7 88%
MATTHEWS PACIFIC TIGER FUND -CL I 577130-10-7 MAPT X	853.273	19.23	16,408 44	13,166 00	3,242 44	124.57	0.76%
Total Non US Equity			\$129,975.75	\$103,788.59	\$26,187.16	\$3,993.84	3.07%
Preferred Stocks							
MAREIGHT CORP A PFD N/O Other 566438-20-6	75 000		0.17	1.00	(0 83)		

Cash & Short Term Summary

Asset Categories	Beginning Market Value	Ending Market Value	Change In Value	Current Allocation	Asset Categories
Cash	36,410.66	8,274.88	(28,135.78)	1%	Cash & Short Term



Market Value/Cost	Current Period Value
Market Value	8,274.88
Tax Cost	8,274.88
Estimated Annual Income	9.92
Accrued Interest	10.47
Yield	0.12%

Note. ¹ This is the Annual Percentage Yield (APY) which is the rate earned if balances remain on deposit for a full year with compounding, there is no change in the interest rate and all interest is left in the account

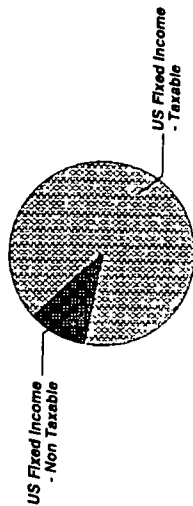
Cash & Short Term Detail

	Quantity	Price	Market Value	Tax Cost Adjusted Original	Unrealized Gain/Loss	Estimated		Yield
						Annual Income	Accrued Interest	
Cash								
US DOLLAR PRINCIPAL	8,274.88	1.00	8,274.88	8,274.88		9.92	10.47	0.12% ¹

Fixed Income Summary

Asset Categories	Beginning Market Value	Ending Market Value	Change In Value	Current Allocation
US Fixed Income - Taxable	4,730.63	279,919.01	275,188.38	39%
US Fixed Income - Non Taxable	303,021.47	30,201.49	(272,819.98)	4%
Total Value	\$307,752.10	\$310,120.50	\$2,368.40	43%

Asset Categories



Market Value/Cost	Current Period Value
Market Value	310,120.50
Tax Cost	304,629.76
Unrealized Gain/Loss	5,490.74
Estimated Annual Income	10,242.22
Accrued Interest	826.93
Yield	3.30%

Fixed Income Summary CONTINUED

SUMMARY BY MATURITY

Fixed Income	Market Value	% of Bond Portfolio
Less than 5 years ¹	310,120.50	100%

SUMMARY BY TYPE

Fixed Income	Market Value	% of Bond Portfolio
Mutual Funds	279,919.01	90%
Other	30,201.49	10%
Total Value	\$310,120.50	100%

¹The years indicate the number of years until the bond is scheduled to mature based on the statement end date. Some bonds may be called, or paid in full, before their stated maturity.

Fixed Income Detail

	Quantity	Price	Market Value	Tax Cost Adjusted Original	Unrealized Gain/Loss	Estimated Annual Income Accrued Interest	Yield
US Fixed Income - Taxable							
JPMORGAN INTERNATIONAL CURRENCY INCOME FUND	1,322,985	10.75	14,222.09	14,447.00	(224.91)	7.93 6.87	0.06%
30-Day Annualized Yield: 1.20%							
4812A3-29-6							
JPMORGAN STRATEGIC INCOME OPPORTUNITIES FUND 3844	1,193,221	11.59	13,829.43	12,546.82	1,282.61	495.18 42.96	3.58%
30-Day Annualized Yield: 2.76%							
4812A4-35-1							
JPMORGAN HIGH YIELD BOND FUND SELECT CLASS	3,820,133	7.74	29,567.83	26,890.00	2,677.83	2,532.74 248.31	8.57%
FUND 3580							
30-Day Annualized Yield: 7.59%							
4812C0-80-3							
JPMORGAN SHORT DURATION BOND FUND SELECT CLASS	20,488,448	10.85	222,299.66	220,045.94	2,253.72	6,330.93 471.23	2.85%
FUND 3133							
30-Day Annualized Yield: 2.04%							
4812C1-33-0							
Total US Fixed Income - Taxable			\$279,919.01	\$273,929.76	\$5,989.25	\$9,366.78 \$769.37	3.35%

VIVIENNE REDLICH CRT U/A ACCT P64158002
For the Period 1/1/09 to 12/31/09

US Fixed Income - Non Taxable									

Other Assets Summary

Asset Categories	Beginning Estimated Value	Ending Estimated Value	Change In Value	Current Allocation
Other	26,093.86	0.00	(26,093.86)	

Other Assets Detail

	Quantity	Price	Estimated Value	Cost	Estimated Gain/Loss
Other					
JPMCB INTERNATIONAL EQUITY TRUST	3,154.989			3.00	(3.00)
INTEREST IN TAX RECLAIM					
RECEIVABLE					
Bearer					
15199T-H3-2					