



See a Social Security Number? Say Something!
Report Privacy Problems to <https://public.resource.org/privacy>
Or call the IRS Identity Theft Hotline at 1-800-908-4490



**Return of Private Foundation
or Section 4947(a)(1) Nonexempt Charitable Trust
Treated as a Private Foundation**

Department of the Treasury
Internal Revenue Service (77)


Note. The foundation may be able to use a copy of this return to satisfy state reporting requirements.

For calendar year **2009**, or tax year beginning , **2009**, and ending , **20**

G Check all that apply: Initial return Initial return of a former public charity Final return
 Amended return Address change Name change

Use the IRS label. Otherwise, print or type. See Specific Instructions.	Name of foundation FREDA B. RUNYON FOUNDATION		A Employer identification number 47-0899284
	Number and street (or P O box number if mail is not delivered to street address)	Room/suite	B Telephone number (see page 10 of the instructions) 530-642-1810
	City or town, state, and ZIP code EL DORADO CA 95623		C If exemption application is pending, check here <input type="checkbox"/> D 1. Foreign organizations, check here <input type="checkbox"/> 2. Foreign organizations meeting the 85% test, check here and attach computation <input type="checkbox"/>
H Check type of organization: <input type="checkbox"/> Section 501(c)(3) exempt private foundation <input type="checkbox"/> Section 4947(a)(1) nonexempt charitable trust <input checked="" type="checkbox"/> Other taxable private foundation			E If private foundation status was terminated under section 507(b)(1)(A), check here <input type="checkbox"/> F If the foundation is in a 60-month termination under section 507(b)(1)(B), check here <input type="checkbox"/>
I Fair market value of all assets at end of year (from Part II, col. (c), line 16) ▶ \$ 3,846,077		J Accounting method: <input checked="" type="checkbox"/> Cash <input type="checkbox"/> Accrual <input type="checkbox"/> Other (specify) _____ <i>(Part I, column (d) must be on cash basis)</i>	

Part I Analysis of Revenue and Expenses <i>(The total of amounts in columns (b), (c), and (d) may not necessarily equal the amounts in column (a) (see page 11 of the instructions))</i>		(a) Revenue and expenses per books	(b) Net investment income	(c) Adjusted net income	(d) Disbursements for charitable purposes (cash basis only)
Revenue	1 Contributions, gifts, grants, etc., received (attach schedule)				
	2 Check <input checked="" type="checkbox"/> if the foundation is not required to attach Sch B				
	3 Interest on savings and temporary cash investments				
	4 Dividends and interest from securities	221,560	221,560		
	5a Gross rents				
	b Net rental income or (loss)	(295,962)			
	6a Net gain or (loss) from sale of assets not on line 10				
	b Gross sales price for all assets on line 6a 3,001,051		0		
	7 Capital gain net income (from Part IV, line 2)				
	8 Net short-term capital gain				
	9 Income modifications				
	10a Gross sales less returns and allowances				
b Less: Cost of goods sold		0			
c Gross profit or (loss) (attach schedule)					
11 Other income (attach schedule)	(74,402)	221,560	0		
12 Total. Add lines 1 through 11	94,000	9,400		84,600	
Operating and Administrative Expenses	13 Compensation of officers, directors, trustees, etc.				
	14 Other employee salaries and wages				
	15 Pension plans, employee benefits				
	16a Legal fees (attach schedule)	5,358			5,358
	b Accounting fees (attach schedule)	9,630			9,630
	c Other professional fees (attach schedule)				
	17 Interest	18,267			9,267
	18 Taxes (attach schedule) (see page 14 of the instructions)				
	19 Depreciation (attach schedule) and depletion				
	20 Occupancy				
	21 Travel, conferences, and meetings				
	22 Printing and publications				
	23 Other expenses (attach schedule)	975	98		877
	24 Total operating and administrative expenses. Add lines 13 through 23	128,230	9,498	0	109,732
	25 Contributions, gifts, grants paid	70,000			70,000
26 Total expenses and disbursements. Add lines 24 and 25	198,230	9,498	0	179,732	
27 Subtract line 26 from line 12:					
a Excess of revenue over expenses and disbursements	(272,632)				
b Net investment income (if negative, enter -0-)		212,062			
c Adjusted net income (if negative, enter -0-)			0		



SCANNED FEB 26 2010

Part II Balance Sheets Attached schedules and amounts in the description column should be for end-of-year amounts only (See instructions)

		Beginning of year	End of year	
		(a) Book Value	(b) Book Value	(c) Fair Market Value
Assets	1 Cash—non-interest-bearing			
	2 Savings and temporary cash investments	214,941	121,351	121,351
	3 Accounts receivable ▶			
	Less: allowance for doubtful accounts ▶			
	4 Pledges receivable ▶			
	Less: allowance for doubtful accounts ▶			
	5 Grants receivable			
	6 Receivables due from officers, directors, trustees, and other disqualified persons (attach schedule) (see page 15 of the instructions)			
	7 Other notes and loans receivable (attach schedule) ▶			
	Less: allowance for doubtful accounts ▶			
	8 Inventories for sale or use			
	9 Prepaid expenses and deferred charges			
	10a Investments—U.S. and state government obligations (attach schedule)	1,575,101	1,251,590	929,404
	b Investments—corporate stock (attach schedule)	2,617,486	2,357,058	2,283,590
	c Investments—corporate bonds (attach schedule)			
	11 Investments—land, buildings, and equipment basis ▶			
Less: accumulated depreciation (attach schedule) ▶				
12 Investments—mortgage loans				
13 Investments—other (attach schedule)		404,897	511,732	
14 Land, buildings, and equipment, basis ▶				
Less: accumulated depreciation (attach schedule) ▶				
15 Other assets (describe ▶)				
16 Total assets (to be completed by all filers—see the instructions. Also, see page 1, item I)	4,407,528	4,134,896	3,846,077	
Liabilities	17 Accounts payable and accrued expenses			
	18 Grants payable			
	19 Deferred revenue			
	20 Loans from officers, directors, trustees, and other disqualified persons			
	21 Mortgages and other notes payable (attach schedule)			
	22 Other liabilities (describe ▶)			
	23 Total liabilities (add lines 17 through 22)	0	0	
Net Assets or Fund Balances	Foundations that follow SFAS 117, check here ▶ <input checked="" type="checkbox"/> and complete lines 24 through 26 and lines 30 and 31.			
	24 Unrestricted	4,407,528	4,134,896	
	25 Temporarily restricted			
	26 Permanently restricted			
	Foundations that do not follow SFAS 117, check here ▶ <input type="checkbox"/> and complete lines 27 through 31.			
	27 Capital stock, trust principal, or current funds			
	28 Paid-in or capital surplus, or land, bldg., and equipment fund			
	29 Retained earnings, accumulated income, endowment, or other funds			
30 Total net assets or fund balances (see page 17 of the instructions)	4,407,528	4,134,896		
31 Total liabilities and net assets/fund balances (see page 17 of the instructions)	4,407,528	4,134,896		

Part III Analysis of Changes in Net Assets or Fund Balances

1 Total net assets or fund balances at beginning of year—Part II, column (a), line 30 (must agree with end-of-year figure reported on prior year's return)	1	4,407,528
2 Enter amount from Part I, line 27a	2	(272,632)
3 Other increases not included in line 2 (itemize) ▶	3	
4 Add lines 1, 2, and 3	4	4,134,896
5 Decreases not included in line 2 (itemize) ▶	5	
6 Total net assets or fund balances at end of year (line 4 minus line 5)—Part II, column (b), line 30	6	4,134,896

Part IV Capital Gains and Losses for Tax on Investment Income

(a) List and describe the kind(s) of property sold (e.g., real estate, 2-story brick warehouse, or common stock, 200 shs MLC Co.)		(b) How acquired P—Purchase D—Donation	(c) Date acquired (mo., day, yr.)	(d) Date sold (mo., day, yr.)
1a See schedules attached		P		
b				
c				
d				
e				
(e) Gross sales price	(f) Depreciation allowed (or allowable)	(g) Cost or other basis plus expense of sale	(h) Gain or (loss) (e) plus (f) minus (g)	
a 3,001,051		3,297,013	(295,962)	
b				
c				
d				
e				
Complete only for assets showing gain in column (h) and owned by the foundation on 12/31/69				(l) Gains (Col (h) gain minus col (k), but not less than -0-) or Losses (from col (h))
(i) FMV as of 12/31/69	(j) Adjusted basis as of 12/31/69	(k) Excess of col (i) over col (j), if any		
a				
b				
c				
d				
e				
2 Capital gain net income or (net capital loss)		{ If gain, also enter in Part I, line 7 If (loss), enter -0- in Part I, line 7 }		2 (295,962)
3 Net short-term capital gain or (loss) as defined in sections 1222(5) and (6):		{ If gain, also enter in Part I, line 8, column (c) (see pages 13 and 17 of the instructions). If (loss), enter -0- in Part I, line 8 }		3

Part V Qualification Under Section 4940(e) for Reduced Tax on Net Investment Income

(For optional use by domestic private foundations subject to the section 4940(a) tax on net investment income.)

If section 4940(d)(2) applies, leave this part blank.

Was the foundation liable for the section 4942 tax on the distributable amount of any year in the base period? Yes No
 If "Yes," the foundation does not qualify under section 4940(e). Do not complete this part.

1 Enter the appropriate amount in each column for each year; see page 18 of the instructions before making any entries

(a) Base period years Calendar year (or tax year beginning in)	(b) Adjusted qualifying distributions	(c) Net value of noncharitable-use assets	(d) Distribution ratio (col (b) divided by col (c))
2008			
2007			
2006			
2005			
2004			
2 Total of line 1, column (d)			2
3 Average distribution ratio for the 5-year base period—divide the total on line 2 by 5, or by the number of years the foundation has been in existence if less than 5 years			3
4 Enter the net value of noncharitable-use assets for 2009 from Part X, line 5			4
5 Multiply line 4 by line 3			5
6 Enter 1% of net investment income (1% of Part I, line 27b)			6
7 Add lines 5 and 6			7
8 Enter qualifying distributions from Part XII, line 4			8

If line 8 is equal to or greater than line 7, check the box in Part VI, line 1b, and complete that part using a 1% tax rate. See the Part VI instructions on page 18.

Part VI Excise Tax Based on Investment Income (Section 4940(a), 4940(b), 4940(e), or 4948—see page 18 of the instructions)

1a	Exempt operating foundations described in section 4940(d)(2), check here <input type="checkbox"/> and enter "N/A" on line 1. Date of ruling or determination letter: _____ (attach copy of letter if necessary—see instructions)		
b	Domestic foundations that meet the section 4940(e) requirements in Part V, check here <input type="checkbox"/> and enter 1% of Part I, line 27b	1	4,241
c	All other domestic foundations enter 2% of line 27b. Exempt foreign organizations enter 4% of Part I, line 12, col. (b)		
2	Tax under section 511 (domestic section 4947(a)(1) trusts and taxable foundations only. Others enter -0-)	2	
3	Add lines 1 and 2	3	4,241
4	Subtitle A (income) tax (domestic section 4947(a)(1) trusts and taxable foundations only. Others enter -0-)	4	
5	Tax based on investment income. Subtract line 4 from line 3. If zero or less, enter -0-	5	4,241
6	Credits/Payments:		
a	2009 estimated tax payments and 2008 overpayment credited to 2009	6a	11,169
b	Exempt foreign organizations—tax withheld at source	6b	
c	Tax paid with application for extension of time to file (Form 8868)	6c	
d	Backup withholding erroneously withheld	6d	
7	Total credits and payments. Add lines 6a through 6d	7	11,169
8	Enter any penalty for underpayment of estimated tax. Check here <input type="checkbox"/> if Form 2220 is attached	8	
9	Tax due. If the total of lines 5 and 8 is more than line 7, enter amount owed	9	0
10	Overpayment. If line 7 is more than the total of lines 5 and 8, enter the amount overpaid	10	6,928
11	Enter the amount of line 10 to be: Credited to 2010 estimated tax 6,928 Refunded	11	0

Part VII-A Statements Regarding Activities

	Yes	No
1a		X
1b		X
<i>If the answer is "Yes" to 1a or 1b, attach a detailed description of the activities and copies of any materials published or distributed by the foundation in connection with the activities.</i>		
1c		X
d		
e		
2		X
3		X
4a		X
4b		
5		X
6	X	
7	X	
8a		
8b	X	
9		X
10		X

Part VII-A Statements Regarding Activities (continued)

11	At any time during the year, did the foundation, directly or indirectly, own a controlled entity within the meaning of section 512(b)(13)? If "Yes," attach schedule (see page 20 of the instructions)	11		X
12	Did the foundation acquire a direct or indirect interest in any applicable insurance contract before August 17, 2008?	12		X
13	Did the foundation comply with the public inspection requirements for its annual returns and exemption application? Website address ▶	13	X	
14	The books are in care of ▶ Ronald Baierlein Telephone no. ▶ 530-642-1810 Located at ▶ 6140 Quartz Dr, El Dorado CA ZIP+4 ▶ 95623-4712			
15	Section 4947(a)(1) nonexempt charitable trusts filing Form 990-PF in lieu of Form 1041—Check here and enter the amount of tax-exempt interest received or accrued during the year ▶ 15			<input type="checkbox"/>

Part VII-B Statements Regarding Activities for Which Form 4720 May Be Required

File Form 4720 if any item is checked in the "Yes" column, unless an exception applies.

		Yes	No
1a	During the year did the foundation (either directly or indirectly):		
(1)	Engage in the sale or exchange, or leasing of property with a disqualified person? <input type="checkbox"/> Yes <input checked="" type="checkbox"/> No		
(2)	Borrow money from, lend money to, or otherwise extend credit to (or accept it from) a disqualified person? <input type="checkbox"/> Yes <input checked="" type="checkbox"/> No		
(3)	Furnish goods, services, or facilities to (or accept them from) a disqualified person? <input type="checkbox"/> Yes <input checked="" type="checkbox"/> No		
(4)	Pay compensation to, or pay or reimburse the expenses of, a disqualified person? <input type="checkbox"/> Yes <input checked="" type="checkbox"/> No		
(5)	Transfer any income or assets to a disqualified person (or make any of either available for the benefit or use of a disqualified person)? <input type="checkbox"/> Yes <input checked="" type="checkbox"/> No		
(6)	Agree to pay money or property to a government official? (Exception. Check "No" if the foundation agreed to make a grant to or to employ the official for a period after termination of government service, if terminating within 90 days.) <input type="checkbox"/> Yes <input checked="" type="checkbox"/> No		
b	If any answer is "Yes" to 1a(1)–(6), did any of the acts fail to qualify under the exceptions described in Regulations section 53.4941(d)-3 or in a current notice regarding disaster assistance (see page 20 of the instructions)? Organizations relying on a current notice regarding disaster assistance check here ▶ <input type="checkbox"/>	1b	
c	Did the foundation engage in a prior year in any of the acts described in 1a, other than excepted acts, that were not corrected before the first day of the tax year beginning in 2009?	1c	X
2	Taxes on failure to distribute income (section 4942) (does not apply for years the foundation was a private operating foundation defined in section 4942(j)(3) or 4942(j)(5)):		
a	At the end of tax year 2009, did the foundation have any undistributed income (lines 6d and 6e, Part XIII) for tax year(s) beginning before 2009? <input type="checkbox"/> Yes <input checked="" type="checkbox"/> No If "Yes," list the years ▶ 20 , 20 , 20 , 20		
b	Are there any years listed in 2a for which the foundation is not applying the provisions of section 4942(a)(2) (relating to incorrect valuation of assets) to the year's undistributed income? (If applying section 4942(a)(2) to all years listed, answer "No" and attach statement—see page 20 of the instructions.)	2b	
c	If the provisions of section 4942(a)(2) are being applied to any of the years listed in 2a, list the years here. ▶ 20 , 20 , 20 , 20		
3a	Did the foundation hold more than a 2% direct or indirect interest in any business enterprise at any time during the year? <input type="checkbox"/> Yes <input checked="" type="checkbox"/> No		
b	If "Yes," did it have excess business holdings in 2009 as a result of (1) any purchase by the foundation or disqualified persons after May 26, 1969; (2) the lapse of the 5-year period (or longer period approved by the Commissioner under section 4943(c)(7)) to dispose of holdings acquired by gift or bequest; or (3) the lapse of the 10-, 15-, or 20-year first phase holding period? (Use Schedule C, Form 4720, to determine if the foundation had excess business holdings in 2009.)	3b	
4a	Did the foundation invest during the year any amount in a manner that would jeopardize its charitable purposes?	4a	X
b	Did the foundation make any investment in a prior year (but after December 31, 1969) that could jeopardize its charitable purpose that had not been removed from jeopardy before the first day of the tax year beginning in 2009?	4b	X

Part VII-B Statements Regarding Activities for Which Form 4720 May Be Required (continued)

5a During the year did the foundation pay or incur any amount to

(1) Carry on propaganda, or otherwise attempt to influence legislation (section 4945(e))? Yes No

(2) Influence the outcome of any specific public election (see section 4955); or to carry on, directly or indirectly, any voter registration drive? Yes No

(3) Provide a grant to an individual for travel, study, or other similar purposes? Yes No

(4) Provide a grant to an organization other than a charitable, etc., organization described in section 509(a)(1), (2), or (3), or section 4940(d)(2)? (see page 22 of the instructions). Yes No

(5) Provide for any purpose other than religious, charitable, scientific, literary, or educational purposes, or for the prevention of cruelty to children or animals? Yes No

b If any answer is "Yes" to 5a(1)–(5), did any of the transactions fail to qualify under the exceptions described in Regulations section 53.4945 or in a current notice regarding disaster assistance (see page 22 of the instructions)? Organizations relying on a current notice regarding disaster assistance check here **5b**

c If the answer is "Yes" to question 5a(4), does the foundation claim exemption from the tax because it maintained expenditure responsibility for the grant? Yes No
If "Yes," attach the statement required by Regulations section 53.4945–5(d).

6a Did the foundation, during the year, receive any funds, directly or indirectly, to pay premiums on a personal benefit contract? Yes No

b Did the foundation, during the year, pay premiums, directly or indirectly, on a personal benefit contract? Yes No
If "Yes" to 6a, file Form 8870. **6b** X

7a At any time during the tax year, was the foundation a party to a prohibited tax shelter transaction? Yes No

b If yes, did the foundation receive any proceeds or have any net income attributable to the transaction? Yes No **7b**

Part VIII Information About Officers, Directors, Trustees, Foundation Managers, Highly Paid Employees, and Contractors

1 List all officers, directors, trustees, foundation managers and their compensation (see page 22 of the instructions).

(a) Name and address	(b) Title, and average hours per week devoted to position	(c) Compensation (if not paid, enter -0-)	(d) Contributions to employee benefit plans and deferred compensation	(e) Expense account, other allowances
Sharon Baierlein, 6140 Quartz Dr., El Dorado CA 95623	Pres, Dir 20 hrs.	43,000	0	0
Ronald Baierlein same address	V.P., Dir 10 hrs.	17,000	0	0
Belin Brake, c/o 6140 Quartz Dr. El Dorado CA 95623	Secretary 5 hrs.	17,000	0	0
Sharon Beckett, c/o 6140 Quartz Dr. El Dorado CA 95623	Treasurer 5 hrs.	17,000	0	0

2 Compensation of five highest-paid employees (other than those included on line 1—see page 23 of the instructions). If none, enter "NONE."

(a) Name and address of each employee paid more than \$50,000	(b) Title, and average hours per week devoted to position	(c) Compensation	(d) Contributions to employee benefit plans and deferred compensation	(e) Expense account, other allowances
None				

Total number of other employees paid over \$50,000

Part VIII Information About Officers, Directors, Trustees, Foundation Managers, Highly Paid Employees, and Contractors *(continued)*

3 Five highest-paid independent contractors for professional services (see page 23 of the instructions). If none, enter "NONE."

(a) Name and address of each person paid more than \$50,000	(b) Type of service	(c) Compensation
None		
.....		
.....		
.....		
.....		

Total number of others receiving over \$50,000 for professional services ▶

Part IX-A Summary of Direct Charitable Activities

List the foundation's four largest direct charitable activities during the tax year. Include relevant statistical information such as the number of organizations and other beneficiaries served, conferences convened, research papers produced, etc	Expenses
1	
2	
3	
4	

Part IX-B Summary of Program-Related Investments (see page 23 of the instructions)

Describe the two largest program-related investments made by the foundation during the tax year on lines 1 and 2	Amount
1	
2	
3 All other program-related investments. See page 24 of the instructions	
Total. Add lines 1 through 3 ▶	0

Part X Minimum Investment Return (All domestic foundations must complete this part. Foreign foundations, see page 24 of the instructions.)

1	Fair market value of assets not used (or held for use) directly in carrying out charitable, etc., purposes:		
a	Average monthly fair market value of securities	1a	3,478,004
b	Average of monthly cash balances	1b	158,650
c	Fair market value of all other assets (see page 24 of the instructions)	1c	
d	Total (add lines 1a, b, and c)	1d	3,636,654
e	Reduction claimed for blockage or other factors reported on lines 1a and 1c (attach detailed explanation)	1e	
2	Acquisition indebtedness applicable to line 1 assets	2	
3	Subtract line 2 from line 1d	3	3,636,654
4	Cash deemed held for charitable activities. Enter 1½% of line 3 (for greater amount, see page 25 of the instructions)	4	54,550
5	Net value of noncharitable-use assets. Subtract line 4 from line 3. Enter here and on Part V, line 4	5	3,582,104
6	Minimum investment return. Enter 5% of line 5	6	179,105

Part XI Distributable Amount (see page 25 of the instructions) (Section 4942(j)(3) and (j)(5) private operating foundations and certain foreign organizations check here and do not complete this part)

1	Minimum investment return from Part X, line 6	1	179,105
2a	Tax on investment income for 2009 from Part VI, line 5	2a	4,241
b	Income tax for 2009. (This does not include the tax from Part VI.)	2b	
c	Add lines 2a and 2b	2c	4,241
3	Distributable amount before adjustments Subtract line 2c from line 1	3	174,864
4	Recoveries of amounts treated as qualifying distributions	4	
5	Add lines 3 and 4	5	174,864
6	Deduction from distributable amount (see page 25 of the instructions)	6	
7	Distributable amount as adjusted. Subtract line 6 from line 5. Enter here and on Part XIII, line 1	7	174,864

Part XII Qualifying Distributions (see page 25 of the instructions)

1	Amounts paid (including administrative expenses) to accomplish charitable, etc., purposes:		
a	Expenses, contributions, gifts, etc.—total from Part I, column (d), line 26	1a	179,732
b	Program-related investments—total from Part IX-B	1b	
2	Amounts paid to acquire assets used (or held for use) directly in carrying out charitable, etc., purposes	2	
3	Amounts set aside for specific charitable projects that satisfy the:		
a	Suitability test (prior IRS approval required)	3a	
b	Cash distribution test (attach the required schedule)	3b	
4	Qualifying distributions. Add lines 1a through 3b Enter here and on Part V, line 8, and Part XIII, line 4	4	179,732
5	Foundations that qualify under section 4940(e) for the reduced rate of tax on net investment income. Enter 1% of Part I, line 27b (see page 26 of the instructions)	5	
6	Adjusted qualifying distributions. Subtract line 5 from line 4	6	179,732

Note. The amount on line 6 will be used in Part V, column (b), in subsequent years when calculating whether the foundation qualifies for the section 4940(e) reduction of tax in those years.

Part XIII Undistributed Income (see page 26 of the instructions)

	(a) Corpus	(b) Years prior to 2008	(c) 2008	(d) 2009
1 Distributable amount for 2009 from Part XI, line 7				174,864
2 Undistributed income, if any, as of the end of 2009:				
a Enter amount for 2008 only				
b Total for prior years: 20____, 20____, 20____				
3 Excess distributions carryover, if any, to 2009:				
a From 2004				
b From 2005				
c From 2006				
d From 2007				
e From 2008				18,534
f Total of lines 3a through e	18,534			
4 Qualifying distributions for 2009 from Part XII, line 4: ► \$ <u>179,732</u>				
a Applied to 2008, but not more than line 2a				
b Applied to undistributed income of prior years (Election required—see page 26 of the instructions)				
c Treated as distributions out of corpus (Election required—see page 26 of the instructions)				
d Applied to 2009 distributable amount				156,330
e Remaining amount distributed out of corpus	23,402			
5 Excess distributions carryover applied to 2009 (If an amount appears in column (d), the same amount must be shown in column (a).)	18,534			18,534
6 Enter the net total of each column as indicated below:				
a Corpus. Add lines 3f, 4c, and 4e. Subtract line 5	23,402			
b Prior years' undistributed income. Subtract line 4b from line 2b		0		
c Enter the amount of prior years' undistributed income for which a notice of deficiency has been issued, or on which the section 4942(a) tax has been previously assessed				
d Subtract line 6c from line 6b. Taxable amount—see page 27 of the instructions		0		
e Undistributed income for 2008. Subtract line 4a from line 2a. Taxable amount—see page 27 of the instructions			0	
f Undistributed income for 2009. Subtract lines 4d and 5 from line 1. This amount must be distributed in 2010				0
7 Amounts treated as distributions out of corpus to satisfy requirements imposed by section 170(b)(1)(F) or 4942(g)(3) (see page 27 of the instructions)				
8 Excess distributions carryover from 2004 not applied on line 5 or line 7 (see page 27 of the instructions)				
9 Excess distributions carryover to 2010. Subtract lines 7 and 8 from line 6a	23,402			
10 Analysis of line 9:				
a Excess from 2005				
b Excess from 2006				
c Excess from 2007				
d Excess from 2008				
e Excess from 2009	23,402			

Part XIV Private Operating Foundations (see page 27 of the instructions and Part VII-A, question 9)

- 1a** If the foundation has received a ruling or determination letter that it is a private operating foundation, and the ruling is effective for 2009, enter the date of the ruling ▶
- b** Check box to indicate whether the foundation is a private operating foundation described in section 4942(j)(3) or 4942(j)(5)

	Tax year				(e) Total
	(a) 2009	(b) 2008	(c) 2007	(d) 2006	
2a Enter the lesser of the adjusted net income from Part I or the minimum investment return from Part X for each year listed					0
b 85% of line 2a	0	0	0	0	0
c Qualifying distributions from Part XII, line 4 for each year listed					0
d Amounts included in line 2c not used directly for active conduct of exempt activities					0
e Qualifying distributions made directly for active conduct of exempt activities Subtract line 2d from line 2c	0	0	0	0	0
3 Complete 3a, b, or c for the alternative test relied upon					
a "Assets" alternative test—enter:					
(1) Value of all assets					0
(2) Value of assets qualifying under section 4942(j)(3)(B)(i)					0
b "Endowment" alternative test—enter $\frac{3}{4}$ of minimum investment return shown in Part X, line 6 for each year listed					0
c "Support" alternative test—enter:					
(1) Total support other than gross investment income (interest, dividends, rents, payments on securities loans (section 512(a)(5)), or royalties)					0
(2) Support from general public and 5 or more exempt organizations as provided in section 4942(j)(3)(B)(iii)					0
(3) Largest amount of support from an exempt organization					0
(4) Gross investment income					0

Part XV Supplementary Information (Complete this part only if the foundation had \$5,000 or more in assets at any time during the year—see page 27 of the instructions.)

- 1 Information Regarding Foundation Managers:**
- a** List any managers of the foundation who have contributed more than 2% of the total contributions received by the foundation before the close of any tax year (but only if they have contributed more than \$5,000). (See section 507(d)(2).)

None

- b** List any managers of the foundation who own 10% or more of the stock of a corporation (or an equally large portion of the ownership of a partnership or other entity) of which the foundation has a 10% or greater interest

None

- 2 Information Regarding Contribution, Grant, Gift, Loan, Scholarship, etc., Programs:**
- Check here if the foundation only makes contributions to preselected charitable organizations and does not accept unsolicited requests for funds. If the foundation makes gifts, grants, etc. (see page 28 of the instructions) to individuals or organizations under other conditions, complete items 2a, b, c, and d.

- a** The name, address, and telephone number of the person to whom applications should be addressed:
-
- b** The form in which applications should be submitted and information and materials they should include:
-
- c** Any submission deadlines:
-
- d** Any restrictions or limitations on awards, such as by geographical areas, charitable fields, kinds of institutions, or other factors:
-

Part XV Supplementary Information (continued)

3 Grants and Contributions Paid During the Year or Approved for Future Payment

Recipient Name and address (home or business)	If recipient is an individual, show any relationship to any foundation manager or substantial contributor	Foundation status of recipient	Purpose of grant or contribution	Amount
a <i>Paid during the year</i> See schedule attached				70,000
Total ▶ 3a				70,000
b <i>Approved for future payment</i> None				
Total ▶ 3b				0

FREDA B. RUNYON FOUNDATION - 2009 DONATIONS

<u>Organization</u>	<u>Date</u>	<u>Amount</u>	<u>Receipt/Ck.#</u>
YMCA Attn: Cindy Chase 1926 V Street Sacramento, Ca. 95818	03-17-2009	\$2,500.00	X 1602
Firefighters Burn Institute Attn: Patty Neifer 3101 Stockton Blvd. (New Address) Sacramento, Ca. 95820	03-17-2009	\$2,500.00	X 1603
CASA of El Dorado Co. Attn: Susan Dorsey 347 Main Street Placerville, Ca. 95667	03-17-2009	\$2,500.00	X 1604
Acres of Hope Attn: Regina Sarmento P.O. Box 40 Applegate, Ca. 95703	03-17-2009	\$2,500.00	X 1605
El Dorado County Food Bank Attn: Mr. Mike Sproul 6655 Merchandise Way Diamond Springs, Ca. 95619	04-24-2009	\$7,000.00	X 1606
Capitol Cagers / Sac Sled Hockey Attn: Janice Van Dyck 3852 Whiznan Street Sacramento, Ca. 95821	04-24-2009	\$6,000.00	X 1607
St. John's Shelter for Women & Children - Michele Steeb 4410 Power Inn Road Sacramento, Ca. 95826	05-06-2009	<u>\$1,000.00</u>	X 1608
	Page Total	\$ 24,000.00	

FREDA B. RUNYON FOUNDATION - 2009 DONATIONS

<u>Organization</u>	<u>Date</u>	<u>Amount</u>	<u>Receipt/Ck.#</u>
Bring Me a Book Attn: Jane Tsai Weaver, Regional Mgr. P.O. Box 41002 Sacramento, Ca. 95841	05-06-2009	\$1,000.00	X 1609
Sierra Wildlife Rescue Attn: Mr. Larry Edwards, Treasurer P.O. Box 2127 Placerville, Ca. 95667	05-06-2009	\$1,000.00	X 1610/1614 (Notified ck. 1610 was lost, stop payment made, new check issued (1614). 1610 later found and returned which was voided and placed in the file)
Penryn School PTC P.O. Box 810 Penryn, CA 95663 Attn: Donna Delno	05-27-2009	\$5,000.00	X 1611
Agape International Missions Attn: Renee Burkhalter AIM FOR ASIA P.O. Box 2037 Rocklin, CA 95677	05-27-2009	\$1,500.00	X 1612
To Write Love On Her Arms Attn: Donor Relations, CA Campus P.O. Box 33268 Indialantic, FL 32903	05-27-2009	\$1,500.00	X 1613
Smile Train Attn: Mr. Brian Mulaney 41 Madison Ave., 28 th Floor New York, NY 10010	06-26-2009	\$3,500.00	X 1615
Mother Lode Rehabilitation Attn: Susie Davies, Executive Director 399 Placerville Drive Placerville, Ca. 95667	06-26-2009	<u>\$3,700.00</u>	X 1616

Page Total \$ 17,200.00

FREDA B. RUNYON FOUNDATION - 2009 DONATIONS

<u>Organization</u>	<u>Date</u>	<u>Amount</u>	<u>Receipt/Ck.#</u>
Mother Lode Rehabilitation Attn: Susie Davies, Executive Director 399 Placerville Drive Placerville, Ca. 95667	08-06-2009	\$4,000.00	X 1617
Make-A-Wish Foundation Sacramento & Northeastern Calif. 3841 North Freeway Blvd., Suite 185 Sacramento, Ca. 95834	08-06-2009	\$5,600.00	X 1618
Smith Flat Charter School Attn: Mr. Mike Harris P.M.B. 1390 Broadway, B323 Placerville, Ca. 95667	09-17-2009	\$2,000.00	X 1619
Ride & Shine Riding Program Attn: Ed Kaufmann, Board Member P.O. Box 1864 Shingle Springs, Ca. 95682	09-17-2009	\$5,000.00	X 1620
Guide Dogs for the Blind Attn: Lori Morgan, Mgr. Foundation Relations P.O. Box 51200 San Rafael, Ca. 94915-1200	10-19-2009	<u>\$2,200.00</u>	1621
	Page Total	\$18,800.00	

FREDA B. RUNYON FOUNDATION- 2009 DONATIONS

<u>Organization</u>	<u>Date</u>	<u>Amount</u>	<u>Receipt/Ck.#</u>
Snowline Hospice Attn: Mr. Jeff Henderson, Executive Director 6520 Pleasant Valley Road Diamond Springs, Ca. 95619	10-19-2009	\$5,000.00	1622
St. Jude Children's Hospital Attn: Carolyn J. Dickens, Foundation Relations 501 St. Jude Place Memphis, TN 38105-1942	10-19-2009	<u>\$5,000.00</u>	1623
	Page Total	\$10,000.00	

Total from Page 1	\$24,000.00
Total from Page 2	17,200.00
Total from Page 3	18,800.00
Total from Page 4	<u>10,000.00</u>

2009 Grand Total \$70,000.00

Freda B. Runyon Charitable Foundation
6140 Quartz Dr, El Dorado, California 95623
47-0899284

Part I. Revenue and Expense

Expenses:

Legal fees for minutes, resolutions, annual meeting, misc. legal advice	5,358
Accounting fees: annual tax return prep, annual meeting, preparation of misc. tax forms, consultations	9,630

Taxes:

Excise tax	9,000
Payroll tax	<u>9,267</u>
	18,267

Other expenses:

Filing Fees	85
Payroll service	<u>890</u>
	975

Part II. Balance Sheet

Securities: See statement attached



Schedule of Realized Gains and Losses

2009 Tax Year

Monday, February 08, 2010
EJMS MONROE/HILLIKER

Prepared For:
7226-7417
FREDA B RUNYON FOUNDATION
SHARON C BAIERLEIN-PRESIDENT
RONALD BAIERLEIN-VICEPRESIDENT
6140 QUARTZ DR
EL DORADO CA 95623-7946

Quantity	Name	Security	Open Date	Cost Amount	Adjusted Cost Amount	Trade Price	Close Date	Close Amt	Close Price	Realized % Gain or Loss
Short										
1,000	ALABAMA PWR SER GG 5 875	ALQ	07/28/2008	24,310.00		24,310.00	01/15/2009	24,349.86	24,350.00	39.86
252	ALABAMA PWR SER GG 5 875	ALQ	07/28/2008	6,126.12		24,310.00	01/20/2009	6,148.76	24,400.00	22.64
300	ALABAMA PWR SER GG 5 875	ALQ	07/28/2008	7,281.00		24,270.00	01/20/2009	7,319.95	24,400.00	38.95
148	ALABAMA PWR SER GG 5 875	ALQ	07/28/2008	3,590.48		24,260.00	01/20/2009	3,611.19	24,400.00	20.71
152	ALABAMA PWR SER GG 5 875	ALQ	07/28/2008	3,687.52		24,260.00	01/21/2009	3,678.37	24,200.00	-9.15
5	ALABAMA PWR SER GG 5 875	ALQ	07/28/2008	121.50		24,300.00	01/21/2009	121.00	24,200.00	-0.50
100	ALABAMA PWR SER GG 5 875	ALQ	07/28/2008	2,430.00		24,300.00	01/21/2009	2,440.98	24,410.00	10.98
95	ALABAMA PWR SER GG 5 875	ALQ	07/28/2008	2,308.50		24,300.00	01/21/2009	2,317.03	24,390.00	8.53
5	ALABAMA PWR SER GG 5 875	ALQ	07/28/2008	123.40		24,680.00	01/21/2009	121.95	24,390.00	-1.45
1,400	GEORGIA PWR PINES 5 75%	GPW	07/28/2008	33,922.00		24,230.00	01/21/2009	33,039.81	23,600.00	-882.19
60	GEORGIA PWR PINES 5 75%	GPW	07/28/2008	1,453.80		24,230.00	01/22/2009	1,415.99	23,600.00	-37.81
600	GEORGIA PWR PINES 5 75%	GPW	07/28/2008	14,370.00		23,950.00	01/22/2009	14,159.82	23,600.00	-210.08
9	GEORGIA PWR PINES 5 75%	GPW	07/28/2008	213.84		23,760.00	01/22/2009	212.40	23,600.00	-1.44
50,000	AT&T INC 5 5 020118	00206R-AJ-1	07/28/2008	49,844.50		99,678.00	01/15/2009	49,682.50	99,375.00	-162.00
100,000	ARDEN REALTY 5 25 030115	03979C-AL-9	04/21/2009	95,415.00		95,410.00	10/27/2009	99,795.00	99,800.00	4,380.00
100,000	BB&T CORP 4 9 063017	054937-AG-2	04/21/2009	91,966.00		91,961.00	10/27/2009	93,495.00	93,500.00	1,529.00
100,000	CATERPILLAR 7 05 100118	14912L-4D-0	04/20/2009	99,946.00		99,941.00	09/10/2009	111,413.00	111,418.00	11,467.00
100,000	CHUBB CORP 5 75 051518	171232-AR-2	04/21/2009	102,708.00		102,703.00	10/27/2009	105,795.00	105,800.00	3,087.00
100,000	DEERE JOHN 5 35 040318	24422E-OR-3	04/21/2009	101,278.00		101,273.00	10/27/2009	104,545.00	104,550.00	3,267.00
100,000	GENERAL ELEC 5 4 021517	36962G-2G-8	12/04/2008	95,688.00		95,693.00	09/12/2009	97,551.00	97,560.00	1,853.00
100,000	NATL RURAL 5 45 020118	637432-KT-1	01/20/2009	98,870.00		98,865.00	09/10/2009	102,676.00	102,681.00	3,806.00
50,000	PHILIP MORRIS 65 051618	718172-AA-7	07/28/2008	49,563.50		99,117.00	01/15/2009	51,446.50	102,903.00	1,893.00
100,000	WELLS FARGO 0 0 100713	949748-GU-5	03/31/2008	100,000.00		100,000.00	01/15/2009	91,125.00	91,125.00	-8,875.00
				985,227.16	0.00			1,006,451.21		21,234.05
Long										
1,950	ABN AMRO TR VII 6 08%	003720-20-1	04/05/2004	49,725.00		25,500.00	09/10/2009	18,427.01	9,450.00	-31,297.99
3,500	AMBAC FINL GRP 5 875%PFD	AKT	03/19/2003	87,500.00		25,000.00	09/10/2009	26,529.30	7,500.00	-60,970.70
500	AMBAC FINL GRP 5 875%PFD	AKT	03/19/2003	12,500.00		25,000.00	09/10/2009	3,829.90	7,660.00	-8,670.10
1,700	BARCLAYS BK ADR 2 6 625%	BCS	04/20/2006	42,500.00		25,000.00	09/10/2009	31,483.17	18,520.00	-11,016.83

Schedule of Realized Gains and Losses
2009 Tax Year



Prepared For:
7226-7417

FREDA B RUNYON FOUNDATION
SHARON C BAERLEIN-PRESIDENT
RONALD BAERLEIN-VICEPRESIDENT

Quantity	Name	Security	Open Date	Cost Amount	Adjusted Cost Amount	Trade Price	Close Date	Close Amt	Close Price	Realized	% Gain or Loss
Long - Continued											
300	BARCLAYS BK ADR 2 6 625%	BCS	04/20/2006	7,500.00		25.0000	09/10/2009	5,558.85	18.5300	-1,941.15	-25.88
2,400	BCLY SER 4 ADS 7 75 PERP	BCS C	11/30/2007	60,000.00		25.0000	09/10/2009	51,598.65	21.5000	-8,401.35	-14.00
1,950	ING GROEP N V PERP 6 2%	ISP	04/05/2004	50,505.00		25.9000	09/10/2009	25,934.32	13.3000	-24,570.68	-48.65
1,200	JP MORGAN CAP XVI 6 35%	JPM P	06/28/2005	30,924.00		25.7700	09/10/2009	26,999.29	22.5000	-3,924.71	-12.69
400	JP MORGAN CAP XVI 6 35%	JPM P	06/28/2005	10,312.00		25.7800	09/10/2009	8,999.77	22.5000	-1,312.23	-12.73
400	JP MORGAN CAP XVI 6 35%	JPM P	06/28/2005	10,312.00		25.7800	09/10/2009	9,011.76	22.5300	-1,300.24	-12.61
1,600	JPM CHASE CAP XI 5 875%	JPM K	06/06/2003	40,000.00		25.0000	09/10/2009	34,639.09	21.6500	-5,360.91	-13.40
1,500	JPM CHASE CAP XI 5 875%	JPM K	06/06/2003	37,500.00		25.0000	09/10/2009	32,519.15	21.6800	-4,980.85	-13.28
800	JPM CHASE CAP XI 5 875%	JPM K	06/06/2003	20,000.00		25.0000	09/10/2009	17,359.54	21.7000	-2,640.46	-13.20
500	JPM CHASE CAP XI 5 875%	JPM K	06/06/2003	12,500.00		25.0000	09/10/2009	10,829.71	21.6600	-1,670.29	-13.36
100,000	AMER GENL CORP 7 5 081110	026351-BC-9	11/18/2002	118,677.00		118.6720	09/10/2009	89,182.00	89.1870	-29,495.00	-24.85
75,000	ATLNTC CTY 6 625 080113	048303-BK-6	11/29/2002	85,862.75		114.4770	08/12/2009	78,425.50	104.5740	-7,437.25	-8.66
55,000	ATLANTIC RIC9 125 030111	048825-AV-5	11/18/2002	71,759.10		130.4620	07/21/2009	60,831.05	110.6110	-10,928.05	-15.23
50,000	BANK AMERICA 5 9 051512	06050X-FP-3	01/13/2003	52,548.00		105.0880	07/21/2009	50,433.50	100.8770	-2,115.50	-4.03
100,000	CHSPKE & POTT 625 120112	165087-AP-2	01/13/2003	119,912.00		119.9070	07/21/2009	106,246.00	106.2510	-13,666.00	-11.40
100,000	COLGATE PALM 5 98 042512	18416Q-DB-3	01/13/2003	112,476.00		112.4710	04/20/2009	107,875.00	107.8800	-4,601.00	-4.09
100,000	CONS EDISON 8 125 050110	209111-DG-5	11/18/2002	121,451.00		121.4460	04/20/2009	104,095.00	104.1000	-17,356.00	-14.29
50,000	CREDIT SUISSE 125 111511	22541L-AB-9	11/12/2002	52,782.00		105.5590	05/13/2009	52,276.00	104.5620	-506.00	-0.96
50,000	CRDT SUISSE FB6 5 011512	22541L-AC-7	10/17/2002	51,481.50		102.9530	01/15/2009	50,787.00	101.5840	-694.50	-1.35
100,000	GECC NOTE 6 0 061512	36862G-YY-4	10/17/2002	105,838.00		105.8310	07/16/2009	104,975.00	104.9800	-861.00	-0.81
73,000	HYDRO-QUEBEC 8 0 020113	448814-FK-4	12/13/2002	92,275.54		126.3980	07/21/2009	79,370.82	108.7340	-12,904.72	-13.98
100,000	KIMBERLY CLKG 875 021514	484368-AQ-6	01/13/2003	120,234.00		120.2290	08/12/2009	110,590.00	110.5950	-9,644.00	-8.02
50,000	MORGAN STANLEY 6 0 401112	617446-HC-6	10/17/2002	53,674.00		107.3380	07/16/2009	53,168.00	106.3460	-506.00	-0.94
100,000	ONTARIO HYDRO 7 45 033113	683078-FY-0	11/29/2002	123,945.00		123.9400	07/21/2009	113,445.00	113.4500	-10,500.00	-8.47
75,000	REPUB ITALY 5 625 061512	465410-BA-5	12/13/2002	83,035.25		110.7070	04/20/2009	78,752.50	105.0100	-4,282.75	-5.16
50,000	SW BELL TEL 7 0 070115	845335-BQ-0	10/17/2002	56,843.50		113.6770	07/16/2009	55,476.25	110.8625	-1,367.25	-2.41
40,000	TARGET CORP 5 375 050117	87612E-AP-1	08/04/2008	39,898.00		99.7350	08/12/2009	40,875.00	102.2000	976.00	2.45
50,000	VERIZON COMMN 5 040117	92343V-AG-8	07/28/2008	49,628.50		89.2470	08/12/2009	51,768.50	103.5470	2,140.00	4.31
100,000	WAL-MART ST08 875 081009	931142-BE-2	11/18/2002	117,014.00		117.0090	04/20/2009	101,400.00	101.4050	-15,614.00	-13.34
100,000	WELLS FARGO 0 0 010810	949746-FL-0	12/19/2003	100,000.00		100.0000	01/22/2009	98,080.00	98.0800	-1,920.00	-1.92
100,000	WIPUB SVC 6 125 080111	978843-BB-7	11/12/2002	109,614.00		109.8090	04/20/2009	101,795.00	101.8000	-8,019.00	-7.30



Prepared For:

7226-7417

FREDA B RUNYON FOUNDATION
 SHARON C BAIERLEIN-PRESIDENT
 RONALD BAIERLEIN-VICEPRESIDENT

Schedule of Realized Gains and Losses
2009 Tax Year

Monday, February 08, 2010
 EJM5 MONROE/HILLIKER

Quantity	Name	Security	Open Date	Cost Amount	Adjusted Cost Amount	Trade Price	Close Date	Close Amt	Close Price	Realized % Gain or Loss
				2,310,827.14	0.00			1,993,566.63		-317,360.51
				3,286,154.30	0.00			3,000,027.84		-286,126.46
Report Summary										

Realized Gains or Losses	
Short Term	21,234.05
Long Term	-317,360.51

This report is a service from your Investment Executive, not a substitute for your account statements and confirmations. This report is prepared as of trade date rather than settlement date and may be prepared on a different date than your statement. This report uses information from sources we believe are reliable, but we cannot guarantee the accuracy of this information or the reliability of these sources. If you find discrepancies in this report, please contact your Investment Executive.
 *Prices for Independently Valued Direct Investments cannot be displayed on this report and are not included in the portfolio value shown. Refer to your monthly statement or contact your Investment Executive for further information.



Prepared For:

4080-8316
 FRED A B RUNYON FOUNDATION
 6140 QUARTZ DR
 EL DORADO CA 95623

Schedule of Realized Gains and Losses

2009 Tax Year

Monday, February 08, 2010
 EJMS MONROE/HILLIKER

Quantity	Name	Security	Open Date	Cost Amount	Adjusted Cost Amount	Trade Price	Close Date	Close Amt	Close Price	Realized	% Gain or Loss
8	1410 GWTH FUND AMER INC F 1	GFAFX	02/04/2009	178.16		19.4900	10/07/2009	236.49	25.9700	58.33	32.74
34	4690 SCOUT FUNDS INTL FUND	UMBWX	02/04/2009	680.77		19.7500	07/02/2009	786.58	22.8200	105.81	15.54
				<u>858.93</u>	<u>0.00</u>			<u>1,023.07</u>		<u>164.14</u>	

Report Summary				858.93	0.00			1,023.07		164.14	
-----------------------	--	--	--	---------------	-------------	--	--	-----------------	--	---------------	--

Realized Gains or Losses

Short Term 164.14


This report is a service from your Investment Executive, not a substitute for your account statements and confirmations. This report is prepared as of trade date rather than settlement date and may be prepared on a different date than your statement. This report uses information from sources we believe are reliable, but we cannot guarantee the accuracy of this information or the reliability of these sources. If you find discrepancies in this report, please contact your Investment Executive.

*Prices for Independently Valued Direct Investments cannot be displayed on this report and are not included in the portfolio value shown. Refer to your monthly statement or contact your Investment Executive for further information.

DEC 2009


WELLS ASSET MANAGEMENT ACCOUNT®

Return Mail Processing Only
Not For Client Correspondence
P O Box 5275
Sioux Falls, SD 57117-5275



AT 02 007072 08371H 34 A**3DGT

FREDA B RUNYON FOUNDATION
SHARON C BAIERLEIN-PRESIDENT
RONALD BAIERLEIN-VICEPRESIDENT
6140 QUARTZ DR
EL DORADO CA 95623-4712



Financial Consultant: EJM5

Contact Us At:
MONROE/HILLIKER
1512 EUREKA ROAD
SUITE 300
ROSEVILLE CA 95661
(916) 939-1360
Service Team 24/7: 877-646-8560

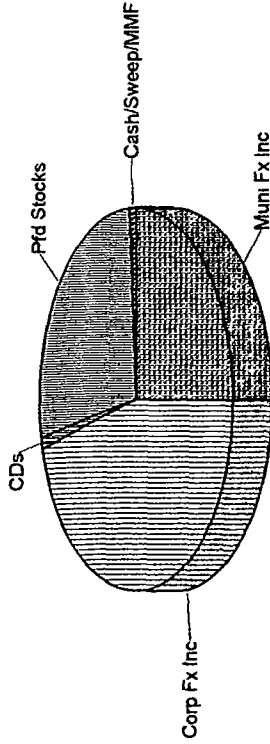
Last Statement Date:
November 30, 2009

Account Number:
W72267417

See Page 2 for important messages about your account You may also review your
account information online at <http://www.wellsfargo.com> Ask us for more details

Portfolio Summary

	December 1, 2009 - December 31, 2009	Current Value	Previous Value
1 % Cash, Cash Sweep & Money Mkt Fds	\$8,155.84	\$1,384.87	
25 % Municipal Fixed Income	817,573.05	860,783.55	
46 % Corporate Fixed Income	1,466,017.47	1,499,761.02	
27 % Preferred Stocks	878,959.78	850,581.66	
1 % Certificates of Deposit	40,195.20	40,393.60	
Total Portfolio Value	\$3,210,901.34	\$3,252,904.70	



Year to Date Change in Assets

Total Asset Value as of December 31, 2009	\$3,210,901.34
Total Asset Value as of December 31, 2008	3,429,989.27
Net Change	(\$219,087.93)

Investment and Insurance Products:

- Are NOT insured by the FDIC or any other federal government agency
- Are NOT deposits or guaranteed by the Bank or any Bank Affiliate
- May Lose Value

Income Summary

	December 31, 2009	Year to Date
Wells Fargo Cash Sweep - FDIC	\$1.66	\$469.71
Equity Securities & Mutual Funds	5,274.78	27,797.34
Taxable Fixed Income & PFD Stock	12,106.53	187,517.59
Total Income	\$17,382.97	\$215,784.64

Wells Fargo Investments, LLC (Member SIPC), a non-bank affiliate of Wells Fargo & Company. Wells Fargo Cash Sweep is held at Wells Fargo Bank, N.A., a bank affiliate of Wells Fargo & Company, and is FDIC-insured up to applicable limits and is Not SIPC covered. Precious metals are not SIPC covered or FDIC insured.

WELLS ASSET MANAGEMENT ACCOUNT®



SHARON C BAIERLEIN-VICE PRESIDENT
 RONALD BAIERLEIN-VICE PRESIDENT
 Account number: W72267417
 Financial Consultant: MONROE/HILLIKER
 Phone Number: (916) 939-1360

Activity Summary

Activity	Amount
Total Asset Value as of November 30, 2009	\$3,252,904.70
Cash/Cash Sweep/Money Mkt Fds Activity for December	
Closing Balance as of 11/30/2009	1,384.87
Income	17,382.97
Checks Written	(2,000.00)
Withdrawals	(8,612.00)
Closing Balance as of 12/31/2009	\$8,155.84

Additional Information Current Period Year to Date

Realized Gains	\$0.00	\$34,529.67
Realized Losses	0.00	(330,656.13)

Portfolio Value

CASH, CASH SWEEP & MONEY MKT FDS 1%

Quantity	Description	Transaction Total	Market Price	Market Value	Estimated Annual Income
	WELLS FARGO CASH SWEEP	\$8,155.84		\$8,155.84	
	FDIC INSURED				
	Average Yield: .20%				
	Cash, Cash Sweep & Money Mkt Fds Subtotal	\$8,155.84		\$8,155.84	

Important Information About Your Account

What's Your New Year's Resolution?

Get your financial strategy on track for the new year. Now is the perfect time for a thorough review of your financial situation as there may be steps you need to take before the April 15th deadline, including contributing to an IRA. Contact a Wells Fargo investment professional today to schedule a consultation.

Change to Coverage of Excess Securities Investor Protection Corporation (SIPC) - Wells Fargo Investments provides additional insurance coverage above the SIPC limits. Our coverage is scheduled to change in February 2010 and will include an update to the aggregate limit. Please watch for updates at www.wellsfargo.com/investing/why_invest/loyds_coverage or contact us at the number on this statement.

Accrued Interest Summary Current Period Year to Date

Interest Paid	Tax Exempt		
	Taxable	\$0.00	(\$26,770.19)
Interest Received	Tax Exempt	0.00	35,096.68
	Taxable		



WELLS ASSET MANAGEMENT ACCOUNT®

FREDA B RUNYON FOUNDATION
 SHARON C BAIERLEIN-PRESIDENT
 RONALD BAIERLEIN-VICEPRESIDENT
 W72267417
 Account number:
 Financial Consultant MONROE/HILLIKER
 Phone Number: (916) 939-1360

Portfolio Value

(continued)

MUNICIPAL FIXED INCOME

25%

Quantity	Description	CUSIP/ Security No	Transaction Date	Transaction Price	Transaction Total	Estimated Market Price	Accrued Interest	Estimated Market Value Remaining Prin +	Gain/ (Loss)	Estimated Annual Income
50,000	ATLANTIC CITY NJ BOARD EDUCATION TXBL BUILD AMER BONDS B/E TXBL CPN 6 600% DUE 08/15/24 DTD 07/30/09 FC 08/15/10 CALL 08/15/19 @ 100.000 Moody's NR S&P: AA General Obligation Bond	048342EF2	09/11/09	\$110.00	\$55,005.00	\$100.882	\$1,375.00	\$50,441.00	(\$4,447.14)	\$3,300
50,000	ATLANTIC CITY NJ BOARD OF EDUCATION TXBL BUILD AMERICA BONDS B/E CPN 6.800% DUE 08/15/28 DTD 07/30/09 FC 08/15/10 CALL 08/15/19 @ 100.000 Moody's NR S&P: AA General Obligation Bond	048342EH8	09/11/09	111.842	55,926.00	100.24	1,416.67	50,120.00	(5,667.01)	3,400
100,000	TRUCKEE CA PUB FING AUTH LSE REV SER B RZED BUILD AMER BDS B/E 98 972 TXBL CPN 7.700% DUE 12/01/29 DTD 09/08/09 FC 12/01/09 CALL 12/01/19 @ 100.000 Moody's NR S&P: AA- Revenue Bond	897799BZ4	09/11/09	108.137	108,142.00	94.879	641.67	94,879.00	(13,111.59)	7,700
50,000	CALIFORNIA ST VARIOUS PURPOSE 4 B/E TXBL CPN 7.500% DUE 04/01/34 DTD 04/28/09 FC 10/01/09 Moody's BAA1 S&P: A General Obligation Bond	13063A5E0	05/14/09	104.292	52,151.00	97.061	937.50	48,530.50	(3,606.60)	3,750
290,000			10/27/09	104.90	304,215.00	97.061	5,437.50	281,476.90	(22,708.86)	21,750
340,000	Security Total	Average Per Bond			\$356,366.00		\$6,375.00	\$330,007.40	(\$26,315.46)	\$25,500
100,000	NORTHERN ILL MPA PWR PROJ REV PRAIRIE ST PROJ SER C BUILD AMER BONDS TXBL CPN 6.859% DUE 01/01/39 DTD 08/19/09 FC 01/01/10 Moody's: A2 S&P: NR Revenue Bond	665250BW5	08/13/09	102.75	102,755.00	103.157	2,514.97	103,157.00	402.63	6,859



WELLS ASSET MANAGEMENT ACCOUNT®

FREDA B RUNYON FOUNDATION
 SHARON C BAIERLEIN-PRESIDENT
 RONALD BAIERLEIN-VICEPRESIDENT
 W72267417
 MONROE/HILLIKER
 (916) 939-1360

Account number:
 Financial Consultant
 Phone Number.

Portfolio Value

(continued)

MUNICIPAL FIXED INCOME (continued)

25%

Quantity	Description	CUSIP/ Security No	Transaction Date	Transaction Price	Transaction Total	Estimated Market Price	Accrued Interest	Estimated Market Value Remaining Prin +	Gain/ (Loss)	Estimated Annual Income
100,000	CALIFORNIA ST VARIOUS PURPOSE B/E TXBL CPN 7.550% DUE 04/01/39 DTD 04/28/09 FC 10/01/09 Moody's: BAA1 S&P: A General Obligation Bond	13063A5G5	08/13/09	106.123	106,128.00	96.907	1,887.00	96,907.00	(9,204.93)	7,550
95,000			10/27/09	105.619	100,343.05	96.907	1,793.63	92,061.65	(8,275.03)	7,172
195,000	Security Total	Average Per Bond			\$206,471.05		\$3,680.63	\$188,968.65	(\$17,479.96)	\$14,722
835,000	Municipal Fixed Income Subtotal				\$884,665.05		\$16,003.94	\$817,573.05	(\$66,618.53)	\$61,481

CORPORATE FIXED INCOME

46%

Quantity	Description	CUSIP/ Security No	Transaction Date	Transaction Price	Transaction Total	Estimated Market Price	Accrued Interest	Estimated Market Value	Gain/ (Loss)	Estimated Annual Income
50,000	AETNA INC DEBENTURE CPN 6.750% DUE 09/15/13 DTD 09/14/93 FC 03/15/94 Moody's: A1 S&P: A	008117AD5	10/17/02	\$112.689	\$56,349.50	\$105.865	\$993.75	\$52,932.50	(\$3,417.00)	\$3,375
50,000	PAINE WEBBER GROUP SENIOR NOTE CPN 7.625% DUE 02/15/14 DTD 02/15/94 FC 08/15/94 Moody's: AA3 S&P: A+	695629AQ8	10/17/02	120.524	60,267.00	109.891	1,440.28	54,945.50	(5,321.50)	3,812
54,000	KFW INTERNATIONAL FINANCE INC GUARANTEED NOTE CPN 7.200% DUE 03/15/14 DTD 03/15/94 FC 09/15/94 Moody's: AAA S&P: AAA	48245RAG9	12/13/02	124.107	67,022.78	110.756	1,144.80	59,808.24	(7,214.54)	3,888
50,000	COMMERCIAL CREDIT GROUP INC CPN 6.625% DUE 06/01/15 DTD 06/01/95 FC 12/01/95 Moody's: A3 S&P: A	201615DE8	10/17/02	109.887	54,948.50	99.375	276.04	49,687.50	(5,261.00)	3,312



WELLS ASSET MANAGEMENT ACCOUNT®

FREDA B RUNYON FOUNDATION
 SHARON C BAIERLEIN-PRESIDENT
 RONALD BAIERLEIN-VICEPRESIDENT
W72267417
 Account number: MONROE/HILLIKER
 Financial Consultant. (916) 939-1360
 Phone Number.

Portfolio Value (continued)

CORPORATE FIXED INCOME (continued)		46%								
Quantity	Description	CUSIP/ Security No	Transaction Date	Transaction Price	Transaction Total	Estimated Market Price	Accrued Interest	Estimated Market Value	Gain/ (Loss)	Estimated Annual Income
50,000	NATIONAL RURAL UTILITIES COOP FINANCE CORP COLL TRUST BOND B/E CPN 7 200% DUE 10/01/15 DTD 10/06/95 FC 04/01/96 Moody's: A1 S&P: A+	637432BK0	11/12/02	116.89	58,450.00	107.00	900.00	53,500.00	(4,950.00)	3,600
50,000	DEAN WITTER DISCOVER & CO DEBENTURE B/E CPN 6 750% DUE 01/01/16 DTD 01/01/96 FC 07/01/96 Moody's: A2 S&P: A	24240VAM3	11/12/02	113.959	56,984.50	107.455	1,687.50	53,727.50	(3,257.00)	3,375
90,000	WACHOVIA CORP NEW NOTE CPN 5.625% DUE 10/15/16 DTD 10/23/06 FC 04/15/07 Moody's: A2 S&P: A+	929903CH3	02/23/09	89.25	80,330.00	102.249	1,068.30	92,024.10	11,694.10	5,062
100,000	929903CH3 Total	Average Per Bond	07/23/09	98.982	98,987.00	102.249	1,187.95	102,249.00	3,262.00	5,625
100,000	GOLDMAN SACHS GROUP INC SUBORDINATED NOTE CPN 5.625% DUE 01/15/17 DTD 01/10/07 FC 07/15/07 Moody's: A2 S&P: A-	38141GEU4	07/23/09	101.189	101,194.00	102.136	2,593.75	102,136.00	942.00	5,625
100,000	UBS AG STAMFORD BRH MEDIUM TERM SENIOR DEPOSIT NOTE B/E CPN 5.750% DUE 04/25/18 DTD 04/25/08 FC 10/25/08 Moody's: AA3 S&P: A+	90261XFA5	08/13/09	99.816	99,821.00	101.801	1,054.17	101,801.00	1,980.00	5,750
100,000	GENERAL ELECTRIC CAP CORP MEDIUM TERM NOTE B/E CPN 5.625% DUE 05/01/18 DTD 04/21/08 FC 11/01/08 Moody's: AA2 S&P: AA+	36962G3U6	07/23/09	98.53	98,535.00	102.474	937.50	102,474.00	3,939.00	5,625



WELLS ASSET MANAGEMENT ACCOUNT®

FREDA B RUNYON FOUNDATION
 SHARON C BAIERLEIN-PRESIDENT
 RONALD BAIERLEIN-VICEPRESIDENT
 W72267417
 Account number
 Financial Consultant: MONROE/HILLIKER
 Phone Number (916) 939-1360

Portfolio Value (continued)

CORPORATE FIXED INCOME (continued)

46%

Quantity	Description	CUSIP/ Security No	Transaction Date	Transaction Price	Transaction Total	Estimated Market Price	Accrued Interest	Estimated Market Value	Gain/ (Loss)	Estimated Annual Income
100,000	PARTNERRE FIN A LLC GUARANTEED SENIOR NOTE CPN 6.875% DUE 06/01/18 DTD 05/27/08 FC 12/01/08 Moody's A2 S&P A	70212FAA1	07/23/09	102.862	102,867.00	104.741	572.92	104,741.00	1,874.00	6,875
46,000	STORAGE USA BOND CPN 7.450% DUE 07/01/18 DTD 07/01/98 FC 01/01/99 Moody's: AA2 S&P: AA+	869049AG1	12/11/02	118.728	54,619.88	106.523	1,713.50	49,000.58	(5,619.30)	3,427
100,000	MERRILL LYNCH & COMPANY GLOBAL NOTES CPN 6.875% DUE 11/15/18 DTD 11/24/98 FC 05/15/99 Moody's: A2 S&P: A	590188JN9	08/13/09	104.191	104,196.00	107.212	878.47	107,212.00	3,016.00	6,875
25,000	CATERPILLAR FINL SVCS POWERNOTES B/E SEMI SURVIVOR OPTION CPN 5.700% DUE 11/15/22 DTD 11/29/07 FC 05/15/08 CALL 11/15/10 @ 100.000 Moody's A2 S&P: A	14912HGW4	11/28/07	98.304	24,581.00	94.997	182.08	23,749.25	(831.75)	1,425
10,000	HOUSEHOLD FINANCE CORP INTERNOTES B/E SEMI SURVIVOR OPTION CPN 6.000% DUE 05/15/23 DTD 05/01/03 FC 11/15/03 CALL 05/15/10 @ 100.000 Moody's A3 S&P: A	44181ETN8	11/28/07	100.023	10,007.30	92.638	76.67	9,263.80	(743.50)	600
50,000	BELLSOUTH TELE COMMUNICATIONS INC B/E CPN 7.000% DUE 10/01/25 DTD 10/01/95 FC 04/01/96 Moody's: A2 S&P: A	079867AM9	01/22/09	106.606	53,308.00	102.00	875.00	51,000.00	(2,308.00)	3,500
100,000	FRANCHISE FINANCE CORP MEDIUM TERM NOTE B/E CPN 7.100% DUE 11/30/26 DTD 11/12/96 FC 11/30/96 Moody's AA2 S&P AA+	35180PAC6	07/23/09	98.67	98,675.00	96.201	591.67	96,201.00	(2,474.00)	7,100



WELLS ASSET MANAGEMENT ACCOUNT®

FREDA B RUNYON FOUNDATION
 SHARON C BAIERLEIN-PRESIDENT
 RONALD BAIERLEIN-VICEPRESIDENT
 W72267417
 MONROE/HILLIKER
 (916) 939-1360

Account number:
 Financial Consultant
 Phone Number.

Portfolio Value

(continued)

46%


CORPORATE FIXED INCOME (continued)

Quantity	Description	CUSIP/ Security No	Transaction Date	Transaction Price	Transaction Total	Estimated Market Price	Accrued Interest	Estimated Market Value	Gain/ (Loss)	Estimated Annual Income
100,000	TOSCO CORP CPN 7.800% DUE 01/01/27 DTD 07/01/97 FC 01/01/98 Moody's: A1 S&P: A	891490AR5	07/23/09	115.976	115,981.00	115.62	3,900.00	115,620.00	(361.00)	7,800
75,000	TARGET CORP DEBENTURE MAKE WHOLE CALL +30BP CPN 7.000% DUE 07/15/31 DTD 07/20/01 FC 01/15/02 Moody's: A2 S&P: A+	87612EAF3	01/20/09	100.351	75,268.25	111.926	2,420.83	83,944.50	8,676.25	5,250
1,400,000	Corporate Fixed Income Subtotal				\$1,472,392.71		\$24,495.18	\$1,466,017.47	(\$6,375.24)	\$91,901

27%

PREFERRED STOCKS

Quantity	Description	Symbol/ CUSIP	Transaction Date	Transaction Price	Transaction Total	Market Price	Market Value	Gain/ (Loss)	Estimated Annual Income
3,910	ENERGY MISS INC 1ST MTG BDS PFD 6% Moody's: BAA1 S&P: A-	EMQ	12/13/02	\$25.57	\$99,978.70	\$25.09	\$98,101.90	(\$1,876.80)	\$5,865
1,400	FEDERAL NATIONAL MTG ASSOCIATION PFD SERIES S PERPETUAL 8.25% Moody's CA S&P: C	FNMS	12/17/07	25.75	36,050.00	1.10	1,540.00	(34,510.00)	
5,300			07/24/08	19.26	102,078.00	1.10	5,830.00	(96,248.00)	
5,900			08/11/08	16.47	97,173.00	1.10	6,490.00	(90,683.00)	
100			08/11/08	16.46	1,646.00	1.10	110.00	(1,536.00)	
12,700	FNMS Total		Average Per Share	\$18.65	\$236,947.00		\$13,970.00	(\$222,977.00)	
4,000	FINANCIAL SEC ASSURANCE HOLDINGS SR NOTES 6.25% Moody's: A3 S&P: A+	FSAH	11/06/02	25.00	100,000.00	16.5313	66,125.16	(33,874.80)	6,249
3,975			12/13/02	25.16	100,011.00	16.5313	65,711.95	(34,299.09)	6,210
7,975	FSAH Total		Average Per Share	\$25.07	\$200,011.00		\$131,837.11	(\$68,173.89)	\$12,459
3,900	GABELLI EQUITY TRUST CUMULATIVE PFD SERIES F PERPETUAL 6.2% Moody's: AAA	GABF	09/11/09	25.3401	100,781.50	25.16	98,124.00	(2,657.50)	6,045



WELLS ASSET MANAGEMENT ACCOUNT®

FREDA B RUNYON FOUNDATION
 SHARON C BAIERLEIN-PRESIDENT
 RONALD BAIERLEIN-VICEPRESIDENT
 W72267417
 Account number. MONROE/HILLIKER
 Financial Consultant. (916) 939-1360
 Phone Number

Portfolio Value

(continued)

PREFERRED STOCKS (continued)

27%

Quantity	Description	Symbol/ CUSIP	Transaction Date	Transaction Price	Transaction Total	Market Price	Market Value	Gain/ (Loss)	Estimated Annual Income
3,800	GENERAL AMERICAN INVESTORS COMPANY INC CUMULATIVE PFD B 5.95% Moody's AAA S&P NR	GAMB	04/05/04	25 69	97,622 00	24 53	93,214 00	(4,408 00)	5,652
1,400	GENERAL ELECTRIC CAPITAL CORP GLOBAL SENIORS A MTN PFD 6 05% 02/06/47 Moody's: AA2 S&P AA+	GEG	11/28/07	24 33	34,739 00	24 16	33,824 00	(915.00)	2,117
4,000	GENERAL ELECTRIC CAPITAL CORP PINES 6 625% Moody's: AA2 S&P AA+	GEA	09/11/09	24 9847	101,904 00	25.04	100,160 00	(1,744 00)	6,624
4,000	MERRILL LYNCH CAPITAL TRUST I LTD CAP SECS PFD 6 45% 12/15/66 Moody's: BAA3 S&P: BB	MERIK	12/07/06	25 00	100,000.00	19 14	76,560 00	(23,440.00)	6,450
1,900	PRUDENTIAL PLC PFD EXCHANGEABLE PERPETUAL SUB CAP NON CUM 6 75% Moody's: BAA1 S&P A-	PUK	09/10/04	25 85	49,115 00	24.02	45,638 00	(3,477 00)	3,206
1,400	WELLS FARGO & COMPANY NEW DEP SHS REPSTG 1/40 8% NON CUM PERP A SER J Moody's: BA1 S&P: A-	WFCJ	12/18/07	25 00	35,000 00	25 70	35,980 00	980 00	2,800
2,100	WELLS FARGO CAPITAL XI ENHANCED TRUST PFD 6 25% SECS 06/15/67 Moody's: BAA2 S&P A-	FWF	07/28/08	23 00	48,300 00	22 49	47,229 00	(1,071 00)	3,281
73			07/28/08	22 90	1,671 70	22 49	1,641 77	(29 93)	114
2,173	FWF Total	Average Per Share		\$22.99	\$49,971.70		\$48,670.77	(\$1,100.93)	\$3,395
4,000	WELLS FARGO CAPITAL XII ENHANCED TR PFD SECS 7 875% 03/15/68 Moody's BAA2 S&P A-	BWF	03/05/08	25.00	100,000 00	25 67	102,680 00	2,680 00	7,874
	Preferred Stocks Subtotal				\$1,206,069.90		\$878,959.78	(\$327,110.12)	\$62,487



WELLS ASSET MANAGEMENT ACCOUNT®

FREDA B RUNYON FOUNDATION
 SHARON C BAIERLEIN-PRESIDENT
 RONALD BAIERLEIN-VICEPRESIDENT
 W72267417
 Account number:
 Financial Consultant: MONROE/HILLIKER
 Phone Number: (916) 939-1360

Activity Details

(continued)

PURCHASES AND SALES & SWEEPS (continued)

SETTLED TRADES & SWEEPS (continued)

Trade Date	As Of Date	Description	Symbol/ CUSIP	Settle Date	Activity	Accrued Interest	Quantity	Price	Amount
12/29/09	12/29/09	WELLS FARGO CASH SWEEP FDIC INSURED	09999361	12/29/09	SWEEP				(3,167.50)
12/31/09	12/31/09	WELLS FARGO CASH SWEEP FDIC INSURED	09999361	12/31/09	REINVEST INT				(1.66)
TOTAL									(\$6,770.97)

INCOME

WELLS FARGO CASH SWEEP & MONEY MARKET FUNDS

Date	Description	Activity	Amount
12/31/09	WELLS FARGO CASH SWEEP 20% 31 DAY AVG YIELD	INTEREST	\$1.66
TOTAL			\$1.66

MUNICIPAL FIXED INCOME

Date	Description	Activity	Amount
12/01/09	TRUCKEE CA PUB FING AUTH	INTEREST	\$1,775.28
TOTAL			\$1,775.28

CORPORATE FIXED INCOME

Date	Description	Activity	Amount
12/01/09	COMMERCIAL CREDIT	INTEREST	\$1,656.25
12/01/09	PARTNERRE FIN A LLC	INTEREST	3,437.50
TOTAL			\$5,093.75

PREFERRED STOCK

Date	Description	Activity	Amount
12/15/09	MERRILL LYNCH CAPITAL	INTEREST	\$1,612.50
12/15/09	WELLS FARGO CAPITAL XI	DIVIDEND	848.83
12/15/09	WELLS FARGO & COMPANY	DIVIDEND	700.00
12/15/09	WELLS FARGO CAPITAL XI	INTEREST	1,968.75
12/23/09	PRUDENTIAL PLC PFD	DIVIDEND	801.57
12/24/09	GENERAL AMERICAN	DIVIDEND	1,413.13
12/28/09	GABELLI EQUITY TRUST	DIVIDEND	1,511.25
12/28/09	GENERAL ELECTRIC CAPITAL	INTEREST	1,656.25
TOTAL			\$10,512.28



WELLS ASSET MANAGEMENT ACCOUNT®

FREDA B RUNYON FOUNDATION
 SHARON C BAIERLEIN-PRESIDENT
 RONALD BAIERLEIN-VICEPRESIDENT
 W72267417
 Account number
 Financial Consultant: MONROE/HILLIKER
 Phone Number: (916) 939-1360

Cash Flow Analysis

CHECKS WRITTEN

Date Written	Date Paid	Check Number	Payee	Amount	Expense Category
09/17/09	12/24/09	1619	EL DORADO CO OFFICE OF ED	\$2,000.00	NOT SELECTED
				\$2,000.00	

CHRONOLOGICAL TRANSACTION SUMMARY

Date	As Of Date	Description	Activity	Quantity	Price	Debit	Credit	Balance
12/01/09	12/01/09	Beginning Cash Balance						\$0.00
12/01/09	12/01/09	COMMERCIAL CREDIT	INTEREST				\$1,656.25	\$1,656.25
12/01/09	12/01/09	PARTNERRE FIN A LLC	INTEREST				3,437.50	5,093.75
12/01/09	12/01/09	TRUCKEE CA PUB FING AUTH	INTEREST				1,775.28	6,869.03
12/02/09	12/02/09	WELLS FARGO CASH SWEEP	SWEEP			(6,869.03)		0.00
12/15/09	12/15/09	MERRILL LYNCH CAPITAL	INTEREST				1,612.50	1,612.50
12/15/09	12/15/09	WELLS FARGO & COMPANY	DIVIDEND				700.00	2,312.50
12/15/09	12/15/09	WELLS FARGO CAPITAL XI	DIVIDEND				848.83	3,161.33
12/15/09	12/15/09	WELLS FARGO CAPITAL XII	INTEREST				1,968.75	5,130.08
12/16/09	12/16/09	WELLS FARGO CASH SWEEP	SWEEP			(5,130.08)		0.00
12/23/09	12/23/09	PRUDENTIAL PLC PFD	DIVIDEND				801.57	801.57
12/24/09	12/24/09	CHECK #01619	CHECK			(2,000.00)		(1,198.43)
12/24/09	12/24/09	GENERAL AMERICAN	DIVIDEND				1,413.13	214.70
12/24/09	12/24/09	WELLS FARGO CASH SWEEP	SWEEP			(801.57)		(586.87)
12/24/09	12/24/09	WELLS FARGO CASH SWEEP	SWEEP				2,000.00	1,413.13
12/28/09	12/28/09	GABELLI EQUITY TRUST	DIVIDEND				1,511.25	2,924.38
12/28/09	12/28/09	GENERAL ELECTRIC CAPITAL	INTEREST				1,656.25	4,580.63
12/28/09	12/28/09	PER CLIENT REQUEST						(4,031.37)
12/28/09	12/28/09	WELLS FARGO CASH SWEEP	SWEEP			(8,612.00)		(4,612.00)
12/29/09	12/29/09	WELLS FARGO CASH SWEEP	SWEEP					(4,612.00)
12/29/09	12/29/09	WELLS FARGO CASH SWEEP	SWEEP					(4,612.00)
12/31/09	12/31/09	WELLS FARGO CASH SWEEP	INTEREST				1.66	(4,610.34)
12/31/09	12/31/09	WELLS FARGO CASH SWEEP	REINVEST INT					(4,610.34)
12/31/09	12/31/09	Ending Cash Balance				(1.66)		\$0.00

DEC 2009

WellsAdvisor®

Return Mail Processing Only
Not For Client Correspondence
P O Box 5275
Sioux Falls, SD 57117-5275



AT 02 007085 08371H 34 A**3DGT

FREDA B RUNYON FOUNDATION
6140 QUARTZ DR
EL DORADO CA 95623-4712



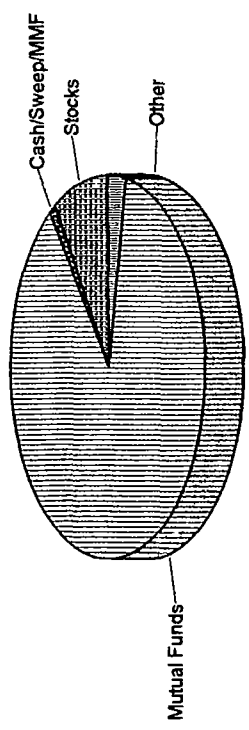
Financial Consultant: EJM5
Contact Us At:
MONROE/HILLIKER
1512 EUREKA ROAD
SUITE 300
ROSEVILLE CA 95661
(916) 939-1360
Service Team 24/7: 877-646-8560

Last Statement Date:
November 30, 2009

Account Number:
W40808316

See Page 2 for important messages about your account You may also review your account information online at <http://www.wellsfargo.com> Ask us for more details.

Portfolio Summary		December 1, 2009 - December 31, 2009	Current Value	Previous Value
1%	Cash, Cash Sweep & Money Mkt Fds	\$426.19	\$65.50	
9%	Stocks	50,443.83	50,120.91	
87%	Mutual Funds	487,253.63	487,103.99	
3%	Other	14,478.10	14,337.05	
Total Portfolio Value		\$562,601.75	\$551,627.45	




Income Summary		December 31, 2009	Year to Date
Taxable Money Market Funds		\$0.00	\$13.29
Equity Securities & Mutual Funds		2,776.81	5,762.29
Total Income		\$2,776.81	\$5,775.58

Year to Date Change in Assets	
Total Asset Value as of December 31, 2009	\$562,601.75
Total Asset Value as of December 31, 2008	N/A
Net Change	N/A

Investment and Insurance Products:

- Are NOT insured by the FDIC or any other federal government agency
- Are NOT deposits or guaranteed by the Bank or any Bank Affiliate
- May Lose Value

Wells Fargo Investments, LLC (Member SIPC), a non-bank affiliate of Wells Fargo & Company. Wells Fargo Cash Sweep is held at Wells Fargo Bank, N.A., a bank affiliate of Wells Fargo & Company, and is FDIC-insured up to applicable limits and is Not SIPC covered. Precious metals are not SIPC covered or FDIC insured.



WellsAdvisor®

FREDA B RUNYON FOUNDATION

Account number **W40808316**
Financial Consultant **MONROE/HILLIKER**
Phone Number **(916) 939-1360**

Activity Summary

	Amount
Total Asset Value as of November 30, 2009	\$551,627.45
Cash/Cash Sweep/Money Mkt Fds Activity for December	
Closing Balance as of 11/30/2009	65.50
Income	2,776.81
Securities Bought	(2,416.12)
Closing Balance as of 12/31/2009	\$426.19

Additional Information Current Period Year to Date

Realized Gains	\$0.00	\$164.14
Realized Losses	0.00	0.00

Important Information About Your Account

What's Your New Year's Resolution?

Get your financial strategy on track for the new year. Now is the perfect time for a thorough review of your financial situation as there may be steps you need to take before the April 15th deadline, including contributing to an IRA. Contact a Wells Fargo investment professional today to schedule a consultation.

Change to Coverage of Excess Securities Investor Protection Corporation (SIPC) - Wells Fargo Investments provides additional insurance coverage above the SIPC limits. Our coverage is scheduled to change in February 2010 and will include an update to the aggregate limit. Please watch for updates at www.wellsfargo.com/investing/why_invest/lloyds_coverage or contact us at the number on this statement.

Portfolio Value


CASH, CASH SWEEP & MONEY MKT FDS 1%

Quantity	Description	Transaction Total	Market Price	Market Value	Estimated Annual Income
65 50	CASH BALANCE			\$360 69	
	WF ADVANTAGE MONEY MARKET FD CL A	65 50	1 00	65 50	
	30 Day Yield .01%				
	Cash, Cash Sweep & Money Mkt Fds Subtotal	\$65.50		\$426.19	

STOCKS

9%

Quantity	Description	Symbol	Transaction Date	Transaction Price	Transaction Total	Market Price	Long/Short	Market Value	Gain/(Loss)	Estimated Annual Income
220	BLDRS INDEX FUNDS TRUST EMERGING MARKETS 50 ADR INDEX FUND	ADRE	02/04/09	\$27.0984	\$5,961.65	\$44.13	Long	\$9,708.60	\$3,746.95 ST	\$205
177			09/21/09	40.60	7,186.20	44.13	Long	7,811.01	624.81 ST	164
397	ADRE Total		Average Per Share	\$33.11	\$13,147.85			\$17,519.61	\$4,371.76	\$369



WellsAdvisor®

FREDA B RUNYON FOUNDATION

Account number: W40808316
 Financial Consultant: MONROE/HILLIKER
 Phone Number: (916) 939-1360

Portfolio Value (continued)

STOCKS (continued)										
Quantity	Description	Symbol	Transaction Date	Transaction Price	Transaction Total	Market Price	Long/Short	Market Value	Gain/(Loss)	Estimated Annual Income
577	ISHARES TRUST S&P EMERGING MARKETS INFRASTRUCTURE INDEX FD	EMIF	09/21/09	28.0686	16,195.63	29.79	Long	17,188.83	993.20 ST	31
451	SPDR INDEX SHARES FD DOW JONES INTERNATIONAL REAL ESTATE ETF	RWX	09/21/09	35.8691	16,176.96	34.89	Long	15,735.39	(441.57) ST	756
Stocks Subtotal								\$50,443.83	\$4,923.39	\$1,156

MUTUAL FUNDS										
Quantity	Description	Symbol	Transaction Date	Transaction Price	Transaction Total	Market Price	Long/Short	Market Value	Gain/(Loss)	Estimated Annual Income
2,526.599	AIM GROWTH SER MID CAP CORE EQUITY FD CL A	GTAGX	02/04/09	\$15.32	\$38,707.50	\$20.95		\$52,932.22	\$14,224.74	\$444
178.321			09/21/09	19.92	3,552.15	20.95		3,735.84	183.67	31
2.489			12/14/09	20.54	51.12	20.95		52.15	1.02	
2,707.409	GTAGX Total	Average Per Share		\$15.62	\$42,310.77			\$56,720.21	\$14,409.43	\$475
1,689.202	EATON VANCE SPECIAL INVESTMENT TRUST LARGE CAP VALUE FUND CLASS I	EILVX	02/04/09	13.22	22,331.25	16.78		28,344.79	6,013.55	479
11.805			03/11/09	11.29	133.28	16.78		198.09	64.80	3
9.416			06/10/09	14.25	134.21	16.78		158.03	23.82	2
5.348			09/10/09	15.64	83.64	16.78		89.74	6.09	1
289.403			09/21/09	16.06	4,647.81	16.78		4,856.19	208.37	82
6.135			12/31/09	16.93	103.87	16.78		102.95	(0.93)	1
2,011.311	EILVX Total	Average Per Share		\$13.63	\$27,434.06			\$33,749.79	\$6,315.70	\$568
2,770.627	EATON VANCE SPL INVT TRUST DIVIDEND BUILDER FUND CLASS I	EIUTX	02/04/09	8.06	22,331.25	9.58		26,542.58	4,211.35	1,055
11.210			02/11/09	7.86	88.11	9.58		107.39	19.28	4
12.678			03/11/09	6.89	87.35	9.58		121.46	34.10	4
11.462			04/13/09	7.68	88.03	9.58		109.81	21.77	4
11.224			05/12/09	7.90	88.67	9.58		107.53	18.85	4
10.786			06/10/09	8.28	89.31	9.58		103.33	14.01	4
11.538			07/10/09	7.77	89.65	9.58		110.53	20.88	4
10.460			08/12/09	8.66	90.58	9.58		100.21	9.62	3



WellsAdvisor®

FREDA B RUNYON FOUNDATION


Account number: W40808316
Financial Consultant: MONROE/HILLIKER
Phone Number: (916) 939-1360

Portfolio Value (continued)

MUTUAL FUNDS (continued)

87%

Quantity	Description	Symbol	Transaction Date	Transaction Price	Transaction Total	Market Price	Market Value	Gain/ (Loss)	Estimated Annual Income
9,981	EATON VANCE SPL INVT	EIUTX	09/10/09	9.08	90.63	9.58	95.62	4.98	3
628,315			09/21/09	9.24	5,805.63	9.58	6,019.26	213.62	239
12,017			10/12/09	9.26	111.28	9.58	115.13	3.84	4
11,891			11/11/09	9.42	112.01	9.58	113.92	1.90	4
11,610			12/31/09	9.65	112.04	9.58	111.22	(0.82)	4
3,523,799	EIUTX Total	Average Per Share		\$8.28	\$29,184.54		\$33,757.99	\$4,573.38	\$1,336
696,763	EURO PAC GROWTH FD CLASS F 1	AEGFX	02/04/09	25.64	17,865.00	38.15	26,581.50	8,716.50	533
376,718			09/21/09	37.51	14,130.71	38.15	14,371.80	241.08	288
17,766			12/29/09	38.23	679.19	38.15	677.77	(1.42)	13
1,091,247	AEGFX Total	Average Per Share		\$29.94	\$32,674.90		\$41,631.07	\$8,956.16	\$834
765,424	GATEWAY TRUST INDEX PLUS FUND CLASS A	GATEX	02/04/09	23.34	17,865.00	25.25	19,326.95	1,461.95	414
5,432			03/31/09	22.56	122.54	25.25	137.16	14.61	2
3,919			06/30/09	23.68	92.81	25.25	98.95	6.14	2
536,182			09/21/09	24.66	13,222.26	25.25	13,538.60	316.33	290
5,599			09/29/09	24.49	137.13	25.25	141.37	4.24	3
4,573			12/24/09	25.25	115.46	25.25	115.47	N/A	2
1,321,129	GATEX Total	Average Per Share		\$23.88	\$31,555.20		\$33,358.50	N/A	\$713
2,129,648	GROWTH FUND AMER INC CL F 1		02/04/09	19.49	41,506.84	27.15	57,819.92	16,313.10	513
242,234			09/21/09	25.98	6,293.25	27.15	6,576.67	283.40	58
19,541			12/23/09	26.97	527.03	27.15	530.54	3.50	4
2,391,423	399874403 Total	Average Per Share		\$20.20	\$48,327.12		\$64,927.13	\$16,600.00	\$575
901,362	ING MUT FDS GLOBAL REAL ESTATE FD CL A	IGLAX	02/04/09	9.91	8,932.50	14.67	13,222.97	4,290.48	328
8,885			04/03/09	9.14	81.21	14.67	130.34	49.13	3
8,712			07/02/09	11.88	103.50	14.67	127.81	24.30	3
152,845			09/21/09	14.94	2,283.50	14.67	2,242.24	(41.27)	55
5,006			10/02/09	14.13	70.74	14.67	73.44	2.69	1
1,076,810	IGLAX Total	Average Per Share		\$10.65	\$11,471.45		\$15,796.80	\$4,325.33	\$390



WellsAdvisor®

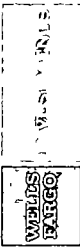
FREDA B RUNYON FOUNDATION

Account number: **W40808316**
 Financial Consultant: **MONROE/HILLIKER**
 Phone Number: **(916) 939-1360**

Portfolio Value (continued)

MUTUAL FUNDS (continued) **87%**

Quantity	Description	Symbol	Transaction Date	Transaction Price	Transaction Total	Market Price	Market Value	Gain/ (Loss)	Estimated Annual Income
547,838	IVY FD GBLBL NAT RES CL A	IGNAX	02/04/09	10.87	5,955.00	18.49	10,129.51	4,174.52	14
258,268			09/21/09	17.17	4,434.47	18.49	4,775.38	340.90	6
806,106	IGNAX Total	Average Per Share		\$12.88	\$10,389.47		\$14,904.89	\$4,515.42	\$20
3,631,098	MARSICO INVT FD GROWTH FD	MGRIX	02/04/09	11.48	41,685.00	16.25	59,005.31	17,320.34	
380,096			09/21/09	15.37	5,842.08	16.25	6,176.59	334.48	
18,699			12/21/09	15.96	298.43	16.25	303.86	5.42	
4,029,893	MGRIX Total	Average Per Share		\$11.86	\$47,825.51		\$65,485.76	\$17,660.24	
2,224,782	MFS SERIES TRUST I VALUE FUND CLASS A	MEIAX	02/04/09	16.06	35,730.00	20.77	46,208.70	10,478.72	738
9,834			03/30/09	15.99	157.25	20.77	204.25	47.00	3
11,156			06/29/09	17.70	197.47	20.77	231.71	34.24	3
696,663			09/21/09	20.08	13,989.00	20.77	14,469.70	480.69	231
9			09/30/09	20.04	180.37	20.77	186.93	6.56	2
14,227			12/14/09	20.48	291.37	20.77	295.50	4.12	4
2,965,662	MEIAX Total	Average Per Share		\$17.04	\$50,545.46		\$61,596.79	\$11,051.33	\$981
1,879,735	ROYCE FD TOTAL RETURN	RYTRX	02/04/09	7.92	14,887.50	10.81	20,319.92	5,432.43	364
11,273			03/13/09	6.67	75.19	10.81	121.86	46.67	2
7,179			06/12/09	9.22	66.19	10.81	77.61	11.41	1
5,644			09/11/09	10.09	56.95	10.81	61.01	4.06	1
1,183,296			09/21/09	10.45	12,365.44	10.81	12,791.43	425.98	229
9,247			12/11/09	10.45	96.63	10.81	99.97	3.33	1
3,096,374	RYTRX Total	Average Per Share		\$8.89	\$27,547.90		\$33,471.80	\$5,923.88	\$598
870,087	SCOUT FUNDS INTERNATIONAL FUND	UMBWX	02/04/09	19.75	17,184.23	29.14	25,354.36	8,170.13	200
9,089			06/22/09	22.98	208.86	29.14	264.85	55.99	2
552,138			09/21/09	28.12	15,526.11	29.14	16,099.30	563.19	127
4,955			12/21/09	28.45	140.98	29.14	144.39	3.40	1
1,436,270	UMBWX Total	Average Per Share		\$23.01	\$33,060.18		\$41,852.90	\$8,792.71	\$330
Mutual Funds Subtotal							\$497,253.63	N/A	\$6,820



WellsAdvisor®

FREDA B RUNYON FOUNDATION

Account number: W40808316
Financial Consultant: MONROE/HILLIKER
Phone Number: (916) 939-1360

Portfolio Value

(continued)

OTHER

3%

Quantity	Description	Symbol	Transaction Date	Transaction Price	Transaction Total	Market Price	Long/Short	Market Value	Gain/(Loss)	Estimated Annual Income	
229	1SHARES S&P GSCI COMMODITY INDEXED TRUST	GSG	02/04/09	\$26 0166	\$5,957.80	\$31.82	Long	\$7,286.78	\$1,328.98 ST		
226	1SHARES S&P GSCI COMMODITY INDEXED TRUST	GSG	09/21/09	29 2597	6,612.69	31.82	Long	7,191.32	578.63 ST		
Other Subtotal									\$14,478.10	\$1,907.61	
Transaction Total									\$562,601.75	N/A	\$7,976

Activity Details

PURCHASES AND SALES & SWEEPS

SETTLED TRADES & SWEEPS

Trade Date	As Of Date	Description	Symbol/CUSIP	Settle Date	Activity	Accrued Interest	Quantity	Price	Amount
12/11/09	12/11/09	ROYCE FD TOTAL RETURN REINVEST AT 10.450	RYTRX	12/11/09	REINVEST DIV		9 247		(\$96.63)
12/14/09	12/14/09	AIM GROWTH SER MID CAP CORE EQUITY FD REINVEST AT 20.540	GTAGX	12/14/09	REINVEST DIV		2 489		(51.12)
12/14/09	12/14/09	MFS SERIES TRUST I VALUE FUND CLASS A REINVEST AT 20.480	MEIAX	12/14/09	REINVEST DIV		14 227		(291.37)
12/21/09	12/21/09	MARSICO INVT FD GROWTH FD REINVEST AT 15.960	MGRIX	12/21/09	REINVEST DIV		18.699		(298.43)
12/21/09	12/21/09	SCOUT FUNDS INTERNATIONAL FUND REINVEST AT 28.450	UMBWX	12/21/09	REINVEST DIV		4 955		(140.98)
12/23/09	12/23/09	GROWTH FUND AMER INC CL F 1 REINVEST AT 26.970	399874403	12/23/09	REINVEST DIV		19 541		(527.03)
12/24/09	12/24/09	GATEWAY TRUST INDEX PLUS FUND CLASS A REINVEST AT 25.250	GATEX	12/24/09	REINVEST DIV		4.573		(115.46)



WellsAdvisor®

FREDA B RUNYON FOUNDATION

Account number: W40808316
Financial Consultant: MONROE/HILLIKER
Phone Number: (916) 939-1360

Activity Details (continued)

PURCHASES AND SALES & SWEEPS (continued)

SETTLED TRADES & SWEEPS (continued)

Trade Date	As Of Date	Description	Symbol/ CUSIP	Settle Date	Activity	Accrued Interest	Quantity	Price	Amount
12/29/09	12/29/09	EURO PAC GROWTH FD CLASS F 1	AEGFX	12/29/09	REINVEST DIV		17.766		(679.19)
12/31/09	12/31/09	REINVEST AT 38.230 EATON VANCE SPL INVT TRUST DIVIDEND BUILDER	EIUTX	12/31/09	REINVEST DIV		11.610		(112.04)
12/31/09	12/31/09	REINVEST AT 9.650 EATON VANCE SPECIAL INVESTMENT TRUST LARGE	EILVX	12/31/09	REINVEST DIV		6.135		(103.87)
TOTAL									(\$2,416.12)

INCOME

STOCKS

Date	Description	Activity	Amount
12/31/09	BLDRS INDEX FUNDS TRUST	DIVIDEND	\$102.01
12/31/09	ISHARES TRUST	DIVIDEND	15.83
12/31/09	SPDR INDEX SHARES FD	DIVIDEND	242.85
TOTAL			\$360.69

MUTUAL FUNDS

Date	Description	Activity	Amount
12/11/09	ROYCE FD TOTAL RETURN	DIVIDEND	\$96.63
12/14/09	AIM GROWTH SER	DIVIDEND	51.12
12/14/09	MFS SERIES TRUST I	DIVIDEND	291.37
12/21/09	MARSICO INVT FD	DIVIDEND	298.43
12/21/09	SCOUT FUNDS	DIVIDEND	140.98
12/23/09	GROWTH FUND AMER INC	DIVIDEND	527.03
12/24/09	GATEWAY TRUST	DIVIDEND	115.46
12/29/09	EURO PAC GROWTH FD	DIVIDEND	679.19
12/31/09	EATON VANCE SPL INVT	DIVIDEND	112.04
12/31/09	EATON VANCE SPECIAL INVESTMENT TRUST LARGE	DIVIDEND	103.87
TOTAL			\$2,416.12



WellsAdvisor®

FREDA B RUNYON FOUNDATION

Account number. W40808316
Financial Consultant. MONROE/HILLIKER
Phone Number. (916) 939-1360

Cash Flow Analysis

CHRONOLOGICAL TRANSACTION SUMMARY

Date	As Of Date	Description	Activity	Quantity	Price	Debit	Credit	Balance
12/11/09	12/09/09	Beginning Cash Balance						\$0.00
12/11/09	12/11/09	ROYCE FD TOTAL RETURN	DIVIDEND				\$96.63	\$96.63
12/14/09	12/11/09	ROYCE FD TOTAL RETURN	REINVEST DIV	9.247		(96.63)		0.00
12/14/09	12/14/09	AIM GROWTH SER	DIVIDEND				51.12	51.12
12/14/09	12/14/09	AIM GROWTH SER	REINVEST DIV	2.489		(51.12)		0.00
12/14/09	12/10/09	MFS SERIES TRUST I	DIVIDEND				291.37	291.37
12/14/09	12/14/09	MFS SERIES TRUST I	REINVEST DIV	14.227		(291.37)		0.00
12/21/09	12/18/09	MARSICO INVT FD	DIVIDEND				298.43	298.43
12/21/09	12/21/09	MARSICO INVT FD	REINVEST DIV	18.699		(298.43)		0.00
12/21/09	12/18/09	SCOUT FUNDS	DIVIDEND				140.98	140.98
12/21/09	12/21/09	SCOUT FUNDS	REINVEST DIV	4.955		(140.98)		0.00
12/23/09	12/22/09	GROWTH FUND AMER INC	DIVIDEND				527.03	527.03
12/23/09	12/23/09	GROWTH FUND AMER INC	REINVEST DIV	19.541		(527.03)		0.00
12/24/09	12/22/09	GATEWAY TRUST	DIVIDEND				115.46	115.46
12/24/09	12/24/09	GATEWAY TRUST	REINVEST DIV	4.573		(115.46)		0.00
12/29/09	12/28/09	EURO PAC GROWTH FD	DIVIDEND				679.19	679.19
12/29/09	12/29/09	EURO PAC GROWTH FD	REINVEST DIV	17.766		(679.19)		0.00
12/31/09	12/31/09	BLDRS INDEX FUNDS TRUST	DIVIDEND				102.01	102.01
12/31/09	12/30/09	EATON VANCE SPECIAL	DIVIDEND				103.87	205.88
12/31/09	12/31/09	EATON VANCE SPECIAL	REINVEST DIV	6.135		(103.87)		102.01
12/31/09	12/30/09	EATON VANCE SPL INVT	DIVIDEND				112.04	214.05
12/31/09	12/31/09	EATON VANCE SPL INVT	REINVEST DIV	11.61		(112.04)		102.01
12/31/09	12/31/09	ISHARES TRUST	DIVIDEND				15.83	117.84
12/31/09	12/31/09	SPDR INDEX SHARES FD	DIVIDEND				242.85	360.69
Ending Cash Balance								\$360.69