



See a Social Security Number? Say Something!
Report Privacy Problems to <https://public.resource.org/privacy>
Or call the IRS Identity Theft Hotline at 1-800-908-4490



**Return of Private Foundation
or Section 4947(a)(1) Nonexempt Charitable Trust
Treated as a Private Foundation**

2009

Department of the Treasury
Internal Revenue Service

Note The foundation may be able to use a copy of this return to satisfy state reporting requirements

For calendar year 2009, or tax year beginning _____, **2009, and ending** _____

G Check all that apply: Initial return Initial Return of a former public charity Final return
 Amended return Address change Name change

Use the IRS label otherwise, print or type See Specific Instructions	ST. PIERRE FOUNDATION 31982 PASEO SAGRADO SAN JUAN CAPISTRANO, CA 92675-3347	A Employer identification number 47-0879863 B Telephone number (see the instructions)
H Check type of organization: <input checked="" type="checkbox"/> Section 501(c)(3) exempt private foundation <input type="checkbox"/> Section 4947(a)(1) nonexempt charitable trust <input type="checkbox"/> Other taxable private foundation		C If exemption application is pending, check here <input type="checkbox"/> D 1 Foreign organizations, check here <input type="checkbox"/> 2 Foreign organizations meeting the 85% test, check here and attach computation <input type="checkbox"/> E If private foundation status was terminated under section 507(b)(1)(A), check here <input type="checkbox"/> F If the foundation is in a 60-month termination under section 507(b)(1)(B), check here <input type="checkbox"/>
I Fair market value of all assets at end of year (from Part II, column (c), line 16) \$ 677,604.		J Accounting method: <input checked="" type="checkbox"/> Cash <input type="checkbox"/> Accrual <input type="checkbox"/> Other (specify) _____ (Part I, column (d) must be on cash basis)

Part I Analysis of Revenue and Expenses <i>(The total of amounts in columns (b), (c), and (d) may not necessarily equal the amounts in column (a) (see the instructions))</i>	(a) Revenue and expenses per books	(b) Net investment income	(c) Adjusted net income	(d) Disbursements for charitable purposes (cash basis only)
1 Contributions, gifts, grants, etc. received (all sch)	262.			
2 Ck <input checked="" type="checkbox"/> if the foundn is not req to all Sch B				
3 Interest on savings and temporary cash investments				
4 Dividends and interest from securities	22,779.	22,779.	22,779.	
5a Gross rents				
b Net rental income or (loss)		STATEMENT 1		
6a Net gain/(loss) from sale of assets not on line 10	-56,761.			
b Gross sales price for all assets on line 6a	857,811.			
7 Capital gain net income (from Part IV, line 2)				
8 Net short-term capital gain				
9 Income modifications				
10a Gross sales less returns and allowances				
b Less Cost of goods sold				
c Gross profit/(loss) (att sch)				
11 Other income (attach schedule)				
12 Total. Add lines 1 through 11	-33,720.	22,779.	22,779.	
13 Compensation of officers, directors, trustees, etc	0.			
14 Other employee salaries and wages				
15 Pension plans, employee benefits				
16a Legal fees (attach schedule)				
b Accounting fees (attach sch)	1,350.			
c Other prof fees (attach sch)				
17 Interest				
18 Taxes (attach schedule) (see instr)	715.			
19 Depreciation (attach sch) and depletion				
20 Occupancy				
21 Travel, conferences, and meetings				
22 Printing and publications				
23 Other expenses (attach schedule)	16,656.	16,656.	16,656.	
24 Total operating and administrative expenses. Add lines 13 through 23	18,721.	16,656.	16,656.	
25 Contributions, gifts, grants paid PART XV	81,000.			81,000.
26 Total expenses and disbursements. Add lines 24 and 25	99,721.	16,656.	16,656.	81,000.
27 Subtract line 26 from line 12:				
a Excess of revenue over expenses and disbursements	-133,441.			
b Net investment income (if negative, enter 0-)		6,123.		
c Adjusted net income (if negative, enter 0)			6,123.	

SCANNED MAY 2 2010

RECEIVED
MAY 10 2010
IRS-SSC

Part II Balance Sheets		Attached schedules and amounts in the description column should be for end-of-year amounts only (See instructions)		Beginning of year	End of year	
		(a) Book Value	(b) Book Value	(c) Fair Market Value		
ASSETS	1	Cash – non-interest-bearing				
	2	Savings and temporary cash investments		40,987.	32,155.	32,155.
	3	Accounts receivable				
		Less allowance for doubtful accounts				
	4	Pledges receivable				
		Less allowance for doubtful accounts				
	5	Grants receivable				
	6	Receivables due from officers, directors, trustees, and other disqualified persons (attach schedule) (see the instructions)				
	7	Other notes and loans receivable (attach sch)				
		Less allowance for doubtful accounts				
	8	Inventories for sale or use				
	9	Prepaid expenses and deferred charges				
	10a	Investments – U S and state government obligations (attach schedule)		145,158.	90,105.	89,703.
	b	Investments – corporate stock (attach schedule)		405,014.	272,486.	362,585.
	c	Investments – corporate bonds (attach schedule)		123,072.	186,044.	193,161.
	11	Investments – land, buildings, and equipment basis				
	Less accumulated depreciation (attach schedule)					
12	Investments – mortgage loans					
13	Investments – other (attach schedule)					
14	Land, buildings, and equipment basis					
	Less accumulated depreciation (attach schedule)					
15	Other assets (describe)					
16	Total assets (to be completed by all filers – see instructions Also, see page 1, item I)		714,231.	580,790.	677,604.	
LIABILITIES	17	Accounts payable and accrued expenses				
	18	Grants payable				
	19	Deferred revenue				
	20	Loans from officers, directors, trustees, & other disqualified persons				
	21	Mortgages and other notes payable (attach schedule)				
	22	Other liabilities (describe)				
	23	Total liabilities (add lines 17 through 22)		0.	0.	
NET ASSETS OR FUND BALANCES	Foundations that follow SFAS 117, check here and complete lines 24 through 26 and lines 30 and 31.		<input type="checkbox"/>			
	24	Unrestricted				
	25	Temporarily restricted				
	26	Permanently restricted				
	Foundations that do not follow SFAS 117, check here and complete lines 27 through 31.		<input checked="" type="checkbox"/>			
	27	Capital stock, trust principal, or current funds				
	28	Paid-in or capital surplus, or land, building, and equipment fund				
	29	Retained earnings, accumulated income, endowment, or other funds		714,231.	580,790.	
	30	Total net assets or fund balances (see the instructions)		714,231.	580,790.	
	31	Total liabilities and net assets/fund balances (see the instructions)		714,231.	580,790.	

Part III Analysis of Changes in Net Assets or Fund Balances

1	Total net assets or fund balances at beginning of year – Part II, column (a), line 30 (must agree with end-of-year figure reported on prior year's return)	1	714,231.
2	Enter amount from Part I, line 27a	2	-133,441.
3	Other increases not included in line 2 (itemize)	3	
4	Add lines 1, 2, and 3	4	580,790.
5	Decreases not included in line 2 (itemize)	5	
6	Total net assets or fund balances at end of year (line 4 minus line 5) – Part II, column (b), line 30	6	580,790.

Part IV Capital Gains and Losses for Tax on Investment Income

(a) List and describe the kind(s) of property sold (e.g., real estate, 2-story brick warehouse, or common stock, 200 shares MLC Company)	(b) How acquired P — Purchase D — Donation	(c) Date acquired (month, day, year)	(d) Date sold (month, day, year)
1a N/A			
b			
c			
d			
e			

(e) Gross sales price	(f) Depreciation allowed (or allowable)	(g) Cost or other basis plus expense of sale	(h) Gain or (loss) (e) plus (f) minus (g)
a			
b			
c			
d			
e			

Complete only for assets showing gain in column (h) and owned by the foundation on 12/31/69			(l) Gains (Column (h) gain minus column (k), but not less than -0-) or Losses (from column (h))
(i) Fair Market Value as of 12/31/69	(j) Adjusted basis as of 12/31/69	(k) Excess of column (i) over column (j), if any	
a			
b			
c			
d			
e			

2 Capital gain net income or (net capital loss)	[If gain, also enter in Part I, line 7 If (loss), enter -0- in Part I, line 7]	2
3 Net short-term capital gain or (loss) as defined in sections 1222(5) and (6)		3

If gain, also enter in Part I, line 8, column (c) (see the instructions) If (loss), enter -0- in Part I, line 8

Part V Qualification Under Section 4940(e) for Reduced Tax on Net Investment Income

(For optional use by domestic private foundations subject to the section 4940(a) tax on net investment income) N/A

If section 4940(d)(2) applies, leave this part blank

Was the foundation liable for the section 4942 tax on the distributable amount of any year in the base period? Yes No
 If 'Yes,' the foundation does not qualify under section 4940(e) Do not complete this part

1 Enter the appropriate amount in each column for each year, see the instructions before making any entries

(a) Base period years Calendar year (or tax year beginning in)	(b) Adjusted qualifying distributions	(c) Net value of noncharitable-use assets	(d) Distribution ratio (column (b) divided by column (c))
2008			
2007			
2006			
2005			
2004			

2 Total of line 1, column (d)	2
3 Average distribution ratio for the 5-year base period — divide the total on line 2 by 5, or by the number of years the foundation has been in existence if less than 5 years	3
4 Enter the net value of noncharitable-use assets for 2009 from Part X, line 5	4
5 Multiply line 4 by line 3	5
6 Enter 1% of net investment income (1% of Part I, line 27b)	6
7 Add lines 5 and 6	7
8 Enter qualifying distributions from Part XII, line 4	8

If line 8 is equal to or greater than line 7, check the box in Part VI, line 1b, and complete that part using a 1% tax rate See the Part VI instructions

Part VI Excise Tax Based on Investment Income (Section 4940(a), 4940(b), 4940(e), or 4948 – see the instructions)

1 a Exempt operating foundations described in section 4940(d)(2), check here <input type="checkbox"/> and enter 'N/A' on line 1 Date of ruling or determination letter _____ (attach copy of letter if necessary - see instr.)			
b Domestic foundations that meet the section 4940(e) requirements in Part V, check here <input type="checkbox"/> and enter 1% of Part I, line 27b		1	122.
c All other domestic foundations enter 2% of line 27b Exempt foreign organizations enter 4% of Part I, line 12, column (b)			
2 Tax under section 511 (domestic section 4947(a)(1) trusts and taxable foundations only Others enter -0-)		2	0.
3 Add lines 1 and 2		3	122.
4 Subtitle A (income) tax (domestic section 4947(a)(1) trusts and taxable foundations only Others enter -0-)		4	0.
5 Tax based on investment income. Subtract line 4 from line 3 If zero or less, enter -0-		5	122.
6 Credits/Payments			
a 2009 estimated tax pmts and 2008 overpayment credited to 2009	6a	200.	
b Exempt foreign organizations – tax withheld at source	6b		
c Tax paid with application for extension of time to file (Form 8868)	6c		
d Backup withholding erroneously withheld	6d		
7 Total credits and payments Add lines 6a through 6d	7	200.	
8 Enter any penalty for underpayment of estimated tax Check here <input type="checkbox"/> if Form 2220 is attached	8		
9 Tax due If the total of lines 5 and 8 is more than line 7, enter amount owed	9		0.
10 Overpayment If line 7 is more than the total of lines 5 and 8, enter the amount overpaid	10		78.
11 Enter the amount of line 10 to be Credited to 2010 estimated tax <input type="checkbox"/> Refunded <input type="checkbox"/>	11	78.	0.

Part VII-A Statements Regarding Activities

	Yes	No
1 a During the tax year, did the foundation attempt to influence any national, state, or local legislation or did it participate or intervene in any political campaign?		X
b Did it spend more than \$100 during the year (either directly or indirectly) for political purposes (see the instructions for definition)? <i>If the answer is 'Yes' to 1a or 1b, attach a detailed description of the activities and copies of any materials published or distributed by the foundation in connection with the activities</i>		X
c Did the foundation file Form 1120-POL for this year?		X
d Enter the amount (if any) of tax on political expenditures (section 4955) imposed during the year (1) On the foundation <input type="checkbox"/> \$ 0. (2) On foundation managers <input type="checkbox"/> \$ 0.		
e Enter the reimbursement (if any) paid by the foundation during the year for political expenditure tax imposed on foundation managers. <input type="checkbox"/> \$ 0.		
2 Has the foundation engaged in any activities that have not previously been reported to the IRS? <i>If 'Yes,' attach a detailed description of the activities</i>		X
3 Has the foundation made any changes, not previously reported to the IRS, in its governing instrument, articles of incorporation, or bylaws, or other similar instruments? <i>If 'Yes,' attach a conformed copy of the changes</i>		X
4 a Did the foundation have unrelated business gross income of \$1,000 or more during the year?		X
b If 'Yes,' has it filed a tax return on Form 990-T for this year?		N/A
5 Was there a liquidation, termination, dissolution, or substantial contraction during the year? <i>If 'Yes,' attach the statement required by General Instruction T</i>		X
6 Are the requirements of section 508(e) (relating to sections 4941 through 4945) satisfied either • By language in the governing instrument, or • By state legislation that effectively amends the governing instrument so that no mandatory directions that conflict with the state law remain in the governing instrument?	X	
7 Did the foundation have at least \$5,000 in assets at any time during the year? <i>If 'Yes,' complete Part II, column (c), and Part XV</i>	X	
8 a Enter the states to which the foundation reports or with which it is registered (see the instructions) <input type="checkbox"/> N/A		
b If the answer is 'Yes' to line 7, has the foundation furnished a copy of Form 990-PF to the Attorney General (or designate) of each state as required by General Instruction G? <i>If 'No,' attach explanation</i>	X	
9 Is the foundation claiming status as a private operating foundation within the meaning of section 4942(j)(3) or 4942(j)(5) for calendar year 2009 or the taxable year beginning in 2009 (see instructions for Part XIV)? <i>If 'Yes,' complete Part XIV</i>		X
10 Did any persons become substantial contributors during the tax year? <i>If 'Yes,' attach a schedule listing their names and addresses</i>		X

Part VII-A Statements Regarding Activities Continued

11	At any time during the year, did the foundation, directly or indirectly, own a controlled entity within the meaning of section 512(b)(13)? If 'Yes', attach schedule (see instructions)			X
12	Did the foundation acquire a direct or indirect interest in any applicable insurance contract before August 17, 2008?			X
13	Did the foundation comply with the public inspection requirements for its annual returns and exemption application? Website address	X		
▶ N/A				
14	The books are in care of ▶ ST. PIERRE FOUNDATION Telephone no ▶ (949) 248-9279 Located at ▶ 31982 PASEO SAGRADO SAN JUAN CAPISTRANO CA ZIP + 4 ▶ 92675-3347			
15	Section 4947(a)(1) nonexempt charitable trusts filing Form 990-PF in lieu of Form 1041 - Check here and enter the amount of tax-exempt interest received or accrued during the year	N/A	▶	<input type="checkbox"/> N/A
			▶ 15	

Part VII-B Statements Regarding Activities for Which Form 4720 May Be Required

File Form 4720 if any item is checked in the 'Yes' column, unless an exception applies.

	Yes	No
1 a During the year did the foundation (either directly or indirectly)		
(1) Engage in the sale or exchange, or leasing of property with a disqualified person? <input type="checkbox"/> Yes <input checked="" type="checkbox"/> No		
(2) Borrow money from, lend money to, or otherwise extend credit to (or accept it from) a disqualified person? <input type="checkbox"/> Yes <input checked="" type="checkbox"/> No		
(3) Furnish goods, services, or facilities to (or accept them from) a disqualified person? <input type="checkbox"/> Yes <input checked="" type="checkbox"/> No		
(4) Pay compensation to, or pay or reimburse the expenses of, a disqualified person? <input type="checkbox"/> Yes <input checked="" type="checkbox"/> No		
(5) Transfer any income or assets to a disqualified person (or make any of either available for the benefit or use of a disqualified person)? <input type="checkbox"/> Yes <input checked="" type="checkbox"/> No		
(6) Agree to pay money or property to a government official? (Exception. Check 'No' if the foundation agreed to make a grant to or to employ the official for a period after termination of government service, if terminating within 90 days) <input type="checkbox"/> Yes <input checked="" type="checkbox"/> No		
b If any answer is 'Yes' to 1a(1)-(6), did any of the acts fail to qualify under the exceptions described in Regulations section 53.4941(d)-3 or in a current notice regarding disaster assistance (see the instructions)? Organizations relying on a current notice regarding disaster assistance check here ▶ <input type="checkbox"/>	1 b	N/A
c Did the foundation engage in a prior year in any of the acts described in 1a, other than excepted acts, that were not corrected before the first day of the tax year beginning in 2009?	1 c	X
2 Taxes on failure to distribute income (section 4942) (does not apply for years the foundation was a private operating foundation defined in section 4942(j)(3) or 4942(j)(5))		
a At the end of tax year 2009, did the foundation have any undistributed income (lines 6d and 6e, Part XIII) for tax year(s) beginning before 2009? <input type="checkbox"/> Yes <input checked="" type="checkbox"/> No If 'Yes,' list the years ▶ 20__ , 20__ , 20__ , 20__		
b Are there any years listed in 2a for which the foundation is not applying the provisions of section 4942(a)(2) (relating to incorrect valuation of assets) to the year's undistributed income? (If applying section 4942(a)(2) to all years listed, answer 'No' and attach statement - see the instructions)	2 b	N/A
c If the provisions of section 4942(a)(2) are being applied to any of the years listed in 2a, list the years here ▶ 20__ , 20__ , 20__ , 20__		
3 a Did the foundation hold more than a 2% direct or indirect interest in any business enterprise at any time during the year? <input type="checkbox"/> Yes <input checked="" type="checkbox"/> No		
b If 'Yes,' did it have excess business holdings in 2009 as a result of (1) any purchase by the foundation or disqualified persons after May 26, 1969, (2) the lapse of the 5-year period (or longer period approved by the Commissioner under section 4943(c)(7)) to dispose of holdings acquired by gift or bequest, or (3) the lapse of the 10-, 15-, or 20-year first phase holding period? (Use Schedule C, Form 4720, to determine if the foundation had excess business holdings in 2009)	3 b	N/A
4 a Did the foundation invest during the year any amount in a manner that would jeopardize its charitable purposes?	4 a	X
b Did the foundation make any investment in a prior year (but after December 31, 1969) that could jeopardize its charitable purpose that had not been removed from jeopardy before the first day of the tax year beginning in 2009?	4 b	X

Part VII-B Statements Regarding Activities for Which Form 4720 May Be Required (continued)

5a During the year did the foundation pay or incur any amount to

(1) Carry on propaganda, or otherwise attempt to influence legislation (section 4945(e))? Yes No

(2) Influence the outcome of any specific public election (see section 4955), or to carry on, directly or indirectly, any voter registration drive? Yes No

(3) Provide a grant to an individual for travel, study, or other similar purposes? Yes No

(4) Provide a grant to an organization other than a charitable, etc., organization described in section 509(a)(1), (2), or (3), or section 4940(d)(2)? (see instructions) Yes No

(5) Provide for any purpose other than religious, charitable, scientific, literary, or educational purposes, or for the prevention of cruelty to children or animals? Yes No

b If any answer is 'Yes' to 5a(1)-(5), did any of the transactions fail to qualify under the exceptions described in Regulations section 53.4945 or in a current notice regarding disaster assistance (see instructions)? Yes No

Organizations relying on a current notice regarding disaster assistance check here

c If the answer is 'Yes' to question 5a(4), does the foundation claim exemption from the tax because it maintained expenditure responsibility for the grant? Yes No

If 'Yes,' attach the statement required by Regulations section 53.4945-5(d) N/A

6a Did the foundation, during the year, receive any funds, directly or indirectly, to pay premiums on a personal benefit contract? Yes No

b Did the foundation, during the year, pay premiums, directly or indirectly, on a personal benefit contract? Yes No

If 'Yes' to 6b, file Form 8870

7a At any time during the tax year, was the foundation a party to a prohibited tax shelter transaction? Yes No

b If yes, did the foundation receive any proceeds or have any net income attributable to the transaction? Yes No

Part VIII Information About Officers, Directors, Trustees, Foundation Managers, Highly Paid Employees, and Contractors

1 List all officers, directors, trustees, foundation managers and their compensation (see instructions).

(a) Name and address	(b) Title and average hours per week devoted to position	(c) Compensation (If not paid, enter -0-)	(d) Contributions to employee benefit plans and deferred compensation	(e) Expense account, other allowances
PAUL R. ST. PIERRE 31982 PASEO SAGRADO SAN JUAN CAPISTRANO, CA 92675-3347	PRESIDENT 0	0.	0.	0.
NANCY E. ST. PIERRE 31982 PASEO SAGRADO SAN JUAN CAPISTRANO, CA 92675-3347	SECRETARY 0	0.	0.	0.
SAMUEL GRAVES 10332 BACK PALINS DRIVE LAS VEGAS, NV 89134-7400	DIRECTOR 0	0.	0.	0.
JOHN ST. PIERRE 7 KLINGER DRIVE SUGAR LOAF, PA 18249-3222	DIRECTOR 0	0.	0.	0.

2 Compensation of five highest-paid employees (other than those included on line 1 - see instructions). If none, enter 'NONE.'

(a) Name and address of each employee paid more than \$50,000	(b) Title and average hours per week devoted to position	(c) Compensation	(d) Contributions to employee benefit plans and deferred compensation	(e) Expense account, other allowances
NONE				

Total number of other employees paid over \$50,000 0

Part VIII Information About Officers, Directors, Trustees, Foundation Managers, Highly Paid Employees, and Contractors (continued)

3 Five highest-paid independent contractors for professional services – (see instructions). If none, enter 'NONE.'

(a) Name and address of each person paid more than \$50,000	(b) Type of service	(c) Compensation
NONE		

Total number of others receiving over \$50,000 for professional services ▶ 0

Part IX-A Summary of Direct Charitable Activities

List the foundation's four largest direct charitable activities during the tax year. Include relevant statistical information such as the number of organizations and other beneficiaries served, conferences convened, research papers produced, etc

	Expenses
1 N/A	

2	

3	

4	

Part IX-B Summary of Program-Related Investments (see instructions)

Describe the two largest program-related investments made by the foundation during the tax year on lines 1 and 2	Amount
1 N/A	

2	

All other program-related investments See instructions	
3	

Total. Add lines 1 through 3	▶ 0.

BAA

Part X Minimum Investment Return (All domestic foundations must complete this part. Foreign foundations, see instructions.)

1	Fair market value of assets not used (or held for use) directly in carrying out charitable, etc., purposes		
a	Average monthly fair market value of securities	1a	
b	Average of monthly cash balances	1b	
c	Fair market value of all other assets (see instructions)	1c	
d	Total (add lines 1a, b, and c)	1d	0.
e	Reduction claimed for blockage or other factors reported on lines 1a and 1c (attach detailed explanation)	1e	
2	Acquisition indebtedness applicable to line 1 assets	2	
3	Subtract line 2 from line 1d	3	
4	Cash deemed held for charitable activities. Enter 1-1/2% of line 3 (for greater amount, see instructions)	4	
5	Net value of noncharitable-use assets. Subtract line 4 from line 3. Enter here and on Part V, line 4	5	0.
6	Minimum investment return. Enter 5% of line 5	6	0.

Part XI Distributable Amount (see instructions) (Section 4942(j)(3) and (j)(5) private operating foundations and certain foreign organizations check here and do not complete this part)

1	Minimum investment return from Part X, line 6	1	
2a	Tax on investment income for 2009 from Part VI, line 5	2a	122.
b	Income tax for 2009 (This does not include the tax from Part VI)	2b	
c	Add lines 2a and 2b	2c	122.
3	Distributable amount before adjustments. Subtract line 2c from line 1	3	-122.
4	Recoveries of amounts treated as qualifying distributions	4	
5	Add lines 3 and 4	5	-122.
6	Deduction from distributable amount (see instructions)	6	
7	Distributable amount as adjusted. Subtract line 6 from line 5. Enter here and on Part XIII, line 1	7	0.

Part XII Qualifying Distributions (see instructions)

1	Amounts paid (including administrative expenses) to accomplish charitable, etc., purposes		
a	Expenses, contributions, gifts, etc. — total from Part I, column (d), line 26	1a	81,000.
b	Program-related investments — total from Part IX-B	1b	
2	Amounts paid to acquire assets used (or held for use) directly in carrying out charitable, etc., purposes	2	
3	Amounts set aside for specific charitable projects that satisfy the		
a	Suitability test (prior IRS approval required)	3a	
b	Cash distribution test (attach the required schedule)	3b	
4	Qualifying distributions. Add lines 1a through 3b. Enter here and on Part V, line 8, and Part XIII, line 4	4	81,000.
5	Foundations that qualify under section 4940(e) for the reduced rate of tax on net investment income. Enter 1% of Part I, line 27b (see instructions)	5	
6	Adjusted qualifying distributions. Subtract line 5 from line 4	6	81,000.

Note: The amount on line 6 will be used in Part V, column (b), in subsequent years when calculating whether the foundation qualifies for the section 4940(e) reduction of tax in those years.

Part XIII Undistributed Income (see instructions)

	(a) Corpus	(b) Years prior to 2008	(c) 2008	(d) 2009
1 Distributable amount for 2009 from Part XI, line 7				0.
2 Undistributed income, if any, as of the end of 2009				
a Enter amount for 2008 only			0.	
b Total for prior years 20 __, 20 __, 20 __		0.		
3 Excess distributions carryover, if any, to 2009				
a From 2004	39,124.			
b From 2005	91,500.			
c From 2006	49,100.			
d From 2007	88,000.			
e From 2008	215,000.			
f Total of lines 3a through e	482,724.			
4 Qualifying distributions for 2009 from Part XII, line 4 ▶ \$ 81,000.				
a Applied to 2008, but not more than line 2a			0.	
b Applied to undistributed income of prior years (Election required – see instructions)		0.		
c Treated as distributions out of corpus (Election required – see instructions)	0.			
d Applied to 2009 distributable amount				0.
e Remaining amount distributed out of corpus	81,000.			
5 Excess distributions carryover applied to 2009 (If an amount appears in column (d), the same amount must be shown in column (a))	0.			0.
6 Enter the net total of each column as indicated below:				
a Corpus Add lines 3f, 4c, and 4e Subtract line 5	563,724.			
b Prior years' undistributed income Subtract line 4b from line 2b		0.		
c Enter the amount of prior years' undistributed income for which a notice of deficiency has been issued, or on which the section 4942(a) tax has been previously assessed		0.		
d Subtract line 6c from line 6b Taxable amount – see instructions		0.		
e Undistributed income for 2008 Subtract line 4a from line 2a Taxable amount – see instructions			0.	
f Undistributed income for 2009 Subtract lines 4d and 5 from line 1 This amount must be distributed in 2010				0.
7 Amounts treated as distributions out of corpus to satisfy requirements imposed by section 170(b)(1)(F) or 4942(g)(3) (see instructions)	0.			
8 Excess distributions carryover from 2004 not applied on line 5 or line 7 (see instructions)	39,124.			
9 Excess distributions carryover to 2010. Subtract lines 7 and 8 from line 6a	524,600.			
10 Analysis of line 9				
a Excess from 2005	91,500.			
b Excess from 2006	49,100.			
c Excess from 2007	88,000.			
d Excess from 2008	215,000.			
e Excess from 2009	81,000.			

Part XIV Private Operating Foundations (see instructions and Part VII-A, question 9)

N/A

1 a If the foundation has received a ruling or determination letter that it is a private operating foundation, and the ruling is effective for 2009, enter the date of the ruling

b Check box to indicate whether the foundation is a private operating foundation described in section 4942(j)(3) or 4942(j)(5)

2 a Enter the lesser of the adjusted net income from Part I or the minimum investment return from Part X for each year listed

	Tax year	Prior 3 years			(e) Total
	(a) 2009	(b) 2008	(c) 2007	(d) 2006	
b 85% of line 2a					
c Qualifying distributions from Part XII, line 4 for each year listed					
d Amounts included in line 2c not used directly for active conduct of exempt activities					
e Qualifying distributions made directly for active conduct of exempt activities. Subtract line 2d from line 2c					
3 Complete 3a, b, or c for the alternative test relied upon					
a 'Assets' alternative test – enter					
(1) Value of all assets					
(2) Value of assets qualifying under section 4942(j)(3)(B)(i)					
b 'Endowment' alternative test – enter 2/3 of minimum investment return shown in Part X, line 6 for each year listed					
c 'Support' alternative test – enter					
(1) Total support other than gross investment income (interest, dividends, rents, payments on securities loans (section 512(a)(5)), or royalties)					
(2) Support from general public and 5 or more exempt organizations as provided in section 4942(j)(3)(B)(iii)					
(3) Largest amount of support from an exempt organization					
(4) Gross investment income					

Part XV Supplementary Information (Complete this part only if the organization had \$5,000 or more in assets at any time during the year – see instructions.)

1 Information Regarding Foundation Managers:

a List any managers of the foundation who have contributed more than 2% of the total contributions received by the foundation before the close of any tax year (but only if they have contributed more than \$5,000) (See section 507(d)(2))

NONE

b List any managers of the foundation who own 10% or more of the stock of a corporation (or an equally large portion of the ownership of a partnership or other entity) of which the foundation has a 10% or greater interest

NONE

2 Information Regarding Contribution, Grant, Gift, Loan, Scholarship, etc, Programs:

Check here if the foundation only makes contributions to preselected charitable organizations and does not accept unsolicited requests for funds. If the foundation makes gifts, grants, etc, (see instructions) to individuals or organizations under other conditions, complete items 2a, b, c, and d

a The name, address, and telephone number of the person to whom applications should be addressed

b The form in which applications should be submitted and information and materials they should include

c Any submission deadlines

d Any restrictions or limitations on awards, such as by geographical areas, charitable fields, kinds of institutions, or other factors

Part XV Supplementary Information (continued)

3 Grants and Contributions Paid During the Year or Approved for Future Payment

Recipient Name and address (home or business)	If recipient is an individual, show any relationship to any foundation manager or substantial contributor	Foundation status of recipient	Purpose of grant or contribution	Amount
<p><i>a Paid during the year</i> SEE STATEMENT 5</p>				
Total				▶ 3a 81,000.
<p><i>b Approved for future payment</i> J SERRA HIGH SCHOOL 26351 JUNIPERO SERRA RD SAN JUAN CAPISTRANO, CA 92675</p>	NONE	N/A	GENERAL BUILDING FUND	31,500.
Total				▶ 3b 31,500.

ST. PIERRE FOUNDATION

47-0879863

STATEMENT 1
FORM 990-PF, PART I, LINE 6A
NET GAIN (LOSS) FROM NONINVENTORY SALES PER BOOKS
ASSETS NOT INCLUDED IN PART IV

DESCRIPTION:	SEE ATTACHED GAIN/LOSS REPORT		
DATE ACQUIRED:	VARIOUS		
HOW ACQUIRED:	PURCHASE		
DATE SOLD:	VARIOUS		
TO WHOM SOLD:			
GROSS SALES PRICE:	29,698.		
COST OR OTHER BASIS:	34,278.		
BASIS METHOD:	COST		
		GAIN (LOSS)	-4,580.
DESCRIPTION:	SEE ATTACHED GAIN/LOSS REPORT		
DATE ACQUIRED:	VARIOUS		
HOW ACQUIRED:	PURCHASE		
DATE SOLD:	VARIOUS		
TO WHOM SOLD:			
GROSS SALES PRICE:	828,113.		
COST OR OTHER BASIS:	880,294.		
BASIS METHOD:	COST		
		GAIN (LOSS)	-52,181.
		TOTAL	<u>\$ -56,761.</u>

STATEMENT 2
FORM 990-PF, PART I, LINE 16B
ACCOUNTING FEES

	(A) EXPENSES PER BOOKS	(B) NET INVESTMENT INCOME	(C) ADJUSTED NET INCOME	(D) CHARITABLE PURPOSES
TAX RETURN PREPARATION	\$ 1,350.			
TOTAL	<u>\$ 1,350.</u>	<u>\$ 0.</u>	<u>\$ 0.</u>	<u>\$ 0.</u>

STATEMENT 3
FORM 990-PF, PART I, LINE 18
TAXES

	(A) EXPENSES PER BOOKS	(B) NET INVESTMENT INCOME	(C) ADJUSTED NET INCOME	(D) CHARITABLE PURPOSES
FEDERAL TAX PAID	\$ 252.			
FOREIGN TAXES	453.			
STATE FILING FEES	10.			
TOTAL	<u>\$ 715.</u>	<u>\$ 0.</u>	<u>\$ 0.</u>	<u>\$ 0.</u>

ST. PIERRE FOUNDATION

47-0879863

STATEMENT 4
FORM 990-PF, PART I, LINE 23
OTHER EXPENSES

	(A) EXPENSES PER BOOKS	(B) NET INVESTMENT INCOME	(C) ADJUSTED NET INCOME	(D) CHARITABLE PURPOSES
MANAGEMENT FEES	\$ 16,656.	\$ 16,656.	\$ 16,656.	
TOTAL	<u>\$ 16,656.</u>	<u>\$ 16,656.</u>	<u>\$ 16,656.</u>	<u>\$ 0.</u>

STATEMENT 5
FORM 990-PF, PART XV, LINE 3A
RECIPIENT PAID DURING THE YEAR

NAME AND ADDRESS	DONEE RELATIONSHIP	FOUND- ATION STATUS	PURPOSE OF GRANT	AMOUNT
GREATER HAZLETON AREA CIVIC 1 SOUTH CHURCH STREET, STE 200 HAZLETON, PA 18201	NONE	N/A	EDUCATION FUNDS FOR WAYWARD CHILDREN	\$ 6,000.
STONEHILL COLLEGE 320 WASHINGTON STREET EASTON, MA 02357	NONE	N/A	GENERAL SCHOLARSHIP FUND	5,000.
MISSION BASILICA SAN JUAN CAPISTRANO 31522 CAMINO CAPISTRANO SAN JUAN CAPISTRANO, CA 92675	NONE	N/A	PARISH EDUCATION MINISTRY	35,000.
MISSION SN JUAN CAPISTRANO PARISH SCHOOL 31522 CAMINO CAPISTRANO SAN JUAN CAPISTRANO, CA 92675	NONE	N/A	GENERAL SCHOLARSHIP FUND	10,000.
ST. MICHAEL'S ABBEY 19292 EL TORO ROAD SILVERADO, CA 92676	NONE	N/A	EXPANSION PROJECT FUND PLEDGE	25,000.
TOTAL				<u>\$ 81,000.</u>

CLIENT 650-A

ST. PIERRE FOUNDATION

47-0879863

4/27/10

06 27PM

**BALANCE SHEET
SAVINGS AND TEMPORARY CASH INVESTMENTS**

SEE ATTACHED COMERICA SUMMARY

TOTAL \$ 32,155.
\$ 32,155.**BALANCE SHEET
U.S. AND STATE GOVERNMENT OBLIGATIONS (FORM 990-PF)[O]**

SEE ATTACHED COMERICA SUMMARY

TOTAL \$ 90,105.
\$ 90,105.**BALANCE SHEET
CORPORATE STOCK (FORM 990-PF)[O]**

SEE ATTACHED COMERICA SUMMARY

TOTAL \$ 272,486.
\$ 272,486.**BALANCE SHEET
CORPORATE BONDS (FORM 990-PF)[O]**

SEE ATTACHED COMERICA SUMMARY

TOTAL \$ 186,044.
\$ 186,044.**FMV OF ASSETS (990-PF)
SAVINGS AND TEMPORARY CASH INVESTMENTS**

SEE ATTACHED COMERICA SUMMARY

TOTAL \$ 32,155.
\$ 32,155.**FMV OF ASSETS (990-PF)
US AND STATE GOVERNMENT OBLIGATIONS [O]**

SEE ATTACHED COMERICA SUMMARY

TOTAL \$ 89,703.
\$ 89,703.**FMV OF ASSETS (990-PF)
CORPORATE STOCK [O]**

SEE ATTACHED COMERICA SUMMARY

TOTAL \$ 362,585.
\$ 362,585.

2009

FEDERAL SUPPORTING DETAIL

PAGE 2

CLIENT 650-A

ST. PIERRE FOUNDATION

47-0879863

4/27/10

06 27PM

FMV OF ASSETS (990-PF)
CORPORATE BONDS [0]

SEE ATTACHED COMERICA SUMMARY

TOTAL	\$	193,161.
	\$	<u>193,161.</u>

Combined!

Morgan Stanley

Statement of Capital Gains and Losses From Sales
(Does not include capital gain distributions from mutual funds or CTF's - See Tax Transaction Detail)
ST PIERRE FOUNDATION (MSA-S)
Trust Year Ending 12/31/2009

Main Account Id: 620240010

Account Id: 620240051

Type	Description	Date	Shares	Price	Fed Cost	State Cost	Fed Gain	State Gain	(Type)
000361105	AAR CORP								
Sold		01/27/09	5	94 72					
Acq		04/12/07	5	94 72	142 50	142 50	-47 78	-47 78	L
Total for 1/27/2009					142 50	142 50	-47 78	-47 78	
000361105	AAR CORP								
Sold		01/27/09	2	37 89					
Acq		03/29/07	2	37 89	55 75	55 75	-17 86	-17 86	L
Total for 1/27/2009					55 75	55 75	-17 86	-17 86	
00508X203	ACTUANT CORP-CL A								
Sold		01/26/09	3	49 22					
Acq		01/25/07	3	49 22	74 04	74 04	-24 82	-24 82	L
Total for 1/26/2009					74 04	74 04	-24 82	-24 82	
00508X203	ACTUANT CORP-CL A								
Sold		01/26/09	3	49 22					
Acq		09/19/08	3	49 22	84 69	84 69	-35 47	-35.47	S
Total for 1/26/2009					84 69	84 69	-35 47	-35 47	
00508X203	ACTUANT CORP-CL A								
Sold		01/30/09	3	49 66					
Acq		09/19/08	3	49 66	84 68	84 68	-35 02	-35 02	S
Total for 1/30/2009					84 68	84 68	-35 02	-35 02	
00508X203	ACTUANT CORP-CL A								
Sold		01/30/09	1	16 55					
Acq		10/01/08	1	16 55	22 58	22 58	-6 03	-6 03	S
Total for 1/30/2009					22 58	22 58	-6 03	-6 03	
00508X203	ACTUANT CORP-CL A								
Sold		02/02/09	3	48 97					
Acq		10/01/08	3	48 97	67 75	67 75	-18 78	-18 78	S
Total for 2/2/2009					67 75	67 75	-18 78	-18 78	
00508X203	ACTUANT CORP-CL A								
Sold		02/03/09	2	32 49					
Acq		10/01/08	2	32 49	45 17	45 17	-12 68	-12 68	S
Total for 2/3/2009					45 17	45 17	-12 68	-12 68	
00508X203	ACTUANT CORP-CL A								
Sold		02/03/09	2	32 49					
Acq		10/03/08	2	32 49	41 90	41 90	-9 41	-9 41	S
Total for 2/3/2009					41 90	41 90	-9 41	-9 41	

Combined!

Morgan Stanley

Main Account Id: 620240010

Account Id: 620240036

Statement of Capital Gains and Losses From Sales
(Does not include capital gain distributions from mutual funds or CTF's - See Tax Transaction Detail)
ST. PIERRE FOUNDATION (MIG-G)
Trust Year Ending 12/31/2009

Type	Description	Date	Shares	Price	Fed Cost	State Cost	Fed Gain	State Gain	(Type)
007924103	AEGON NV ADR								
Sold		01/20/09	52	247 07					
Acq		08/20/07	52	247 07	930 73	930 73	-683 66	-683 66	L
Total for 1/20/2009					930 73	930 73	-683 66	-683 66	
007924103	AEGON NV ADR								
Sold		01/20/09	94	446 62					
Acq		08/01/07	94	446 62	1,678 38	1,678 38	-1,231 76	-1,231 76	L
Total for 1/20/2009					1,678 38	1,678 38	-1,231 76	-1,231 76	
007924103	AEGON NV ADR								
Sold		01/20/09	5	23 76					
Acq		07/17/08	5	23 76	62 42	62 42	-38 66	-38 66	S
Total for 1/20/2009					62 42	62 42	-38 66	-38 66	
01988P108	ALLSCRIPTS HEALTHCARE SOLUTIONS INC								
Sold		01/09/09	3	28 87					
Acq		05/23/08	3	28 87	36 27	36 27	-7 40	-7 40	S
Total for 1/9/2009					36 27	36 27	-7 40	-7 40	
01988P108	ALLSCRIPTS HEALTHCARE SOLUTIONS INC								
Sold		01/09/09	6	57 74					
Acq		10/03/08	6	57 74	72 47	72 47	-14 73	-14 73	S
Total for 1/9/2009					72 47	72 47	-14 73	-14 73	
01988P108	ALLSCRIPTS HEALTHCARE SOLUTIONS INC								
Sold		01/09/09	3	28 87					
Acq		04/04/08	3	28 87	32 13	32 13	-3 26	-3.26	S
Total for 1/9/2009					32 13	32 13	-3 26	-3 26	
060505104	BANK AMERICA CORP								
Sold		01/02/09	0 77	10 72					
Acq		04/08/03	0 77	10 72	34 61	34 61	-23 89	-23 89	L
Total for 1/2/2009					34 61	34 61	-23 89	-23 89	
077454106	BELDEN CDT INC								
Sold		01/02/09	1	20 22					
Acq		10/19/05	1	20 22	19 07	19 07	1 15	1 15	L
Total for 1/2/2009					19 07	19 07	1 15	1 15	
077454106	BELDEN CDT INC								
Sold		01/02/09	5	101 12					
Acq		04/29/05	5	101 12	89 14	89 14	11 98	11 98	L
Total for 1/2/2009					89 14	89 14	11 98	11 98	

Statement of Capital Gains and Losses From Sales
(Does not include capital gain distributions from mutual funds or CTF's - See Tax Transaction Detail)

Main Account Id: 620240010

Account Id: 620240051

ST PIERRE FOUNDATION (MSA-S)
Trust Year Ending 12/31/2009

Type	Description	Date	Shares	Price	Fed Cost	State Cost	Fed Gain	State Gain	(Type)
077454106	BELDEN CDT INC								
Sold		01/06/09	3	63 92					
Acq		01/04/08	3	63 92	125 80	125 80	-61 88	-61 88	L
Total for 1/6/2009					125 80	125 80	-61 88	-61 88	
077454106	BELDEN CDT INC								
Sold		01/06/09	1	21 31					
Acq		04/29/05	1	21 31	17 83	17 83	3 48	3 48	L
Total for 1/6/2009					17 83	17 83	3 48	3 48	
077454106	BELDEN CDT INC								
Sold		01/13/09	4	75 96					
Acq		04/29/05	4	75 96	71 30	71 30	4 66	4 66	L
Total for 1/13/2009					71 30	71 30	4 66	4 66	
077454106	BELDEN CDT INC								
Sold		01/21/09	6	81 38					
Acq		06/10/08	6	81 38	231 14	231 14	-149 76	-149 76	S
Total for 1/21/2009					231 14	231 14	-149 76	-149 76	
077454106	BELDEN CDT INC								
Sold		01/21/09	2	27 13					
Acq		06/11/08	2	27 13	73 49	73 49	-46 36	-46 36	S
Total for 1/21/2009					73 49	73 49	-46 36	-46 36	
077454106	BELDEN CDT INC								
Sold		01/28/09	1	14 72					
Acq		06/11/08	1	14 72	36 75	36 75	-22 03	-22 03	S
Total for 1/28/2009					36 75	36 75	-22 03	-22 03	
077454106	BELDEN CDT INC								
Sold		01/28/09	3	44 17					
Acq		03/11/08	3	44 17	104 85	104 85	-60 68	-60 68	S
Total for 1/28/2009					104 85	104 85	-60 68	-60 68	
077454106	BELDEN CDT INC								
Sold		01/30/09	4	52 16					
Acq		03/11/08	4	52 16	139 79	139 79	-87 63	-87 63	S
Total for 1/30/2009					139 79	139 79	-87 63	-87 63	
077454106	BELDEN CDT INC								
Sold		01/30/09	3	39 12					
Acq		03/14/08	3	39 12	103 00	103 00	-63 88	-63 88	S
Total for 1/30/2009					103 00	103 00	-63 88	-63 88	

Combined!

Morgan Stanley

Statement of Capital Gains and Losses From Sales
(Does not include capital gain distributions from mutual funds or CTF's - See Tax Transaction Detail)

Main Account Id: 620240010

Account Id: 620240051

ST PIERRE FOUNDATION (MSA-S)
Trust Year Ending 12/31/2009

Type	Description	Date	Shares	Price	Fed Cost	State Cost	Fed Gain	State Gain (Type)
077454106	BELDEN CDT INC							
Sold		01/30/09	1	13 04				
Acq		03/20/08	1	13 04	33 90	33 90	-20 86	-20 86 S
Total for 1/30/2009					33 90	33 90	-20 86	-20 86
077454106	BELDEN CDT INC							
Sold		02/02/09	2	26 44				
Acq		03/20/08	2	26 44	67 81	67 81	-41 37	-41 37 S
Total for 2/2/2009					67 81	67 81	-41 37	-41 37
077454106	BELDEN CDT INC							
Sold		02/02/09	1	13 22				
Acq		09/11/08	1	13 22	33 75	33 75	-20 53	-20 53 S
Total for 2/2/2009					33 75	33 75	-20 53	-20 53
077454106	BELDEN CDT INC							
Sold		02/06/09	3	43 92				
Acq		09/11/08	3	43 92	101 25	101 25	-57 33	-57 33 S
Total for 2/6/2009					101 25	101 25	-57 33	-57 33
17273K109	CIRCOR INTERNATIONAL INC							
Sold		01/12/09	2	50 76				
Acq		04/08/03	2	50 76	26 10	26 10	24 66	24 66 L
Total for 1/12/2009					26 10	26 10	24 66	24 66
17273K109	CIRCOR INTERNATIONAL INC							
Sold		01/20/09	7	171 26				
Acq		04/08/03	7	171 26	91 35	91 35	79 91	79 91 L
Total for 1/20/2009					91 35	91 35	79 91	79 91
17273K109	CIRCOR INTERNATIONAL INC							
Sold		01/22/09	2	46 27				
Acq		04/08/03	2	46 27	26 10	26 10	20 17	20 17 L
Total for 1/22/2009					26 10	26 10	20 17	20 17
17273K109	CIRCOR INTERNATIONAL INC							
Sold		01/28/09	2	50 73				
Acq		04/08/03	2	50 73	26 10	26 10	24 63	24 63 L
Total for 1/28/2009					26 10	26 10	24 63	24 63
17273K109	CIRCOR INTERNATIONAL INC							
Sold		02/02/09	2	43 44				
Acq		04/08/03	2	43 44	26 10	26 10	17 34	17 34 L
Total for 2/2/2009					26 10	26 10	17 34	17 34

Combined!

Morgan Stanley

Statement of Capital Gains and Losses From Sales
(Does not include capital gain distributions from mutual funds or CTF's - See Tax Transaction Detail)
ST PIERRE FOUNDATION (MSA-S)
Trust Year Ending 12/31/2009

Main Account Id: 620240010

Account Id: 620240051

Type	Description	Date	Shares	Price	Fed Cost	State Cost	Fed Gain	State Gain	(Type)
192422103	COGNEX CORP COM								
Sold		02/17/09	8	102 30					
Acq		05/01/07	8	102 30	174 56	174 56	-72 26	-72 26	L
Total for 2/17/2009					174 56	174 56	-72 26	-72 26	
192422103	COGNEX CORP COM								
Sold		02/17/09	7	89 51					
Acq		10/04/07	7	89 51	129 68	129 68	-40 17	-40 17	L
Total for 2/17/2009					129 68	129 68	-40 17	-40 17	
192422103	COGNEX CORP COM								
Sold		02/17/09	2	25 58					
Acq		11/01/07	2	25 58	34 33	34 33	-8 75	-8 75	L
Total for 2/17/2009					34 33	34 33	-8 75	-8 75	
231021106	CUMMINS ENGINE INC								
Sold		01/20/09	17	418 18					
Acq		10/11/07	17	418 18	1,207 55	1,207 55	-789 37	-789 37	L
Total for 1/20/2009					1,207 55	1,207 55	-789 37	-789 37	
231021106	CUMMINS ENGINE INC								
Sold		01/20/09	6	147 59					
Acq		10/31/07	6	147 59	359 58	359 58	-211 99	-211 99	L
Total for 1/20/2009					359 58	359 58	-211 99	-211 99	
235851102	DANAHER CORP								
Sold		01/26/09	10	565 94					
Acq		02/09/05	10	565 94	553 43	553 43	12 51	12 51	L
Total for 1/26/2009					553 43	553 43	12 51	12 51	
285512109	ELECTRONIC ARTS INC								
Sold		01/26/09	51	850 14					
Acq		07/07/04	51	850 14	2,697 41	2,697 41	-1,847 27	-1,847 27	L
Total for 1/26/2009					2,697 41	2,697 41	-1,847 27	-1,847 27	
30225X103	EXTERRAN HOLDINGS INC								
Sold		02/06/09	3	69 30					
Acq		04/08/03	3	69 30	51 51	51 51	17 79	17 79	L
Total for 2/6/2009					51 51	51 51	17 79	17 79	
395259104	GREENHILL & CO INC								
Sold		01/29/09	1	67 35					
Acq		06/18/08	1	67 35	54 81	54 81	12 54	12 54	S
Total for 1/29/2009					54 81	54 81	12 54	12 54	

Combined!

Morgan Stanley

Statement of Capital Gains and Losses From Sales
(Does not include capital gain distributions from mutual funds or CTF's - See Tax Transaction Detail)
ST PIERRE FOUNDATION (MSA-S)
Trust Year Ending 12/31/2009

Main Account Id: 620240010

Account Id: 620240051

Type	Description	Date	Shares	Price	Fed Cost	State Cost	Fed Gain	State Gain	(Type)
395259104	GREENHILL & CO INC								
Sold		01/29/09	1	67 35					
Acq		06/30/08	1	67 35	54 44	54 44	12 91	12 91	S
Total for 1/29/2009					54 44	54 44	12 91	12 91	
401617105	GUESS INC								
Sold		01/20/09	44	680 85					
Acq		02/29/08	44	680 85	1,830 67	1,830 67	-1,149 82	-1,149 82	S
Total for 1/20/2009					1,830 67	1,830 67	-1,149 82	-1,149 82	
452308109	ILLINOIS TOOL WORKS INC								
Sold		01/26/09	18	608 84					
Acq		07/07/04	18	608 84	835 29	835 29	-226 45	-226 45	L
Total for 1/26/2009					835 29	835 29	-226 45	-226 45	
458140100	INTEL CORP								
Sold		01/20/09	48	634 49					
Acq		10/31/07	48	634 49	1,282 79	1,282 79	-648 30	-648 30	L
Total for 1/20/2009					1,282 79	1,282 79	-648 30	-648 30	
458140100	INTEL CORP								
Sold		01/20/09	10	132 18					
Acq		04/08/03	10	132 18	170 70	170 70	-38 52	-38 52	L
Total for 1/20/2009					170 70	170 70	-38 52	-38 52	
477839104	JOHN BEAN TECHNOLOGIES CORP								
Sold		01/05/09	5	44 81					
Acq		09/10/08	5	44 81	68 33	68 33	-23 52	-23 52	S
Total for 1/5/2009					68 33	68 33	-23 52	-23 52	
477839104	JOHN BEAN TECHNOLOGIES CORP								
Sold		01/05/09	2	17 92					
Acq		09/18/08	2	17 92	27 07	27 07	-9 15	-9 15	S
Total for 1/5/2009					27 07	27 07	-9 15	-9 15	
477839104	JOHN BEAN TECHNOLOGIES CORP								
Sold		01/06/09	8	78 04					
Acq		09/18/08	8	78 04	108 30	108 30	-30 26	-30 26	S
Total for 1/6/2009					108 30	108 30	-30 26	-30 26	
477839104	JOHN BEAN TECHNOLOGIES CORP								
Sold		01/07/09	3	29 09					
Acq		09/18/08	3	29 09	40 61	40 61	-11 52	-11 52	S
Total for 1/7/2009					40 61	40 61	-11 52	-11 52	

Statement of Capital Gains and Losses From Sales
(Does not include capital gain distributions from mutual funds or CTF's - See Tax Transaction Detail)
ST PIERRE FOUNDATION (MSA-S)
Trust Year Ending 12/31/2009

Main Account Id: 620240010

Account Id: 620240051

Type	Description	Date	Shares	Price	Fed Cost	State Cost	Fed Gain	State Gain	(Type)
477839104	JOHN BEAN TECHNOLOGIES CORP								
Sold		01/13/09	4	41 49					
Acq		09/18/08	4	41 49	54 15	54 15	-12 66	-12 66	S
Total for 1/13/2009					54 15	54 15	-12 66	-12 66	
477839104	JOHN BEAN TECHNOLOGIES CORP								
Sold		01/21/09	6	55 95					
Acq		09/18/08	6	55 95	81 22	81 22	-25 27	-25 27	S
Total for 1/21/2009					81 22	81 22	-25 27	-25 27	
477839104	JOHN BEAN TECHNOLOGIES CORP								
Sold		02/02/09	9	83 48					
Acq		09/18/08	9	83 48	121 83	121 83	-38 35	-38 35	S
Total for 2/2/2009					121 83	121 83	-38 35	-38 35	
482740206	K V PHARMACEUTICAL CO CL A								
Sold		01/23/09	8	18 63					
Acq		09/30/08	8	18 63	181 48	181 48	-162 85	-162 85	S
Total for 1/23/2009					181 48	181 48	-162.85	-162 85	
482740206	K V PHARMACEUTICAL CO CL A								
Sold		01/23/09	24	55 88					
Acq		09/05/08	24	55 88	536 28	536 28	-480 40	-480 40	S
Total for 1/23/2009					536 28	536 28	-480 40	-480 40	
553531104	MSC SOFTWARE CORPORATION								
Sold		01/14/09	2	13 01					
Acq		11/13/06	2	13 01	26 08	26 08	-13 07	-13 07	L
Total for 1/14/2009					26 08	26 08	-13 07	-13 07	
577933104	MAXIMUS INC								
Sold		01/22/09	2	72 67					
Acq		11/20/07	2	72 67	80 10	80 10	-7 43	-7 43	L
Total for 1/22/2009					80 10	80 10	-7 43	-7 43	
577933104	MAXIMUS INC								
Sold		01/22/09	1	36 34					
Acq		11/20/07	1	36 34	37 87	37 87	-1 53	-1 53	L
Total for 1/22/2009					37 87	37 87	-1 53	-1 53	
577933104	MAXIMUS INC								
Sold		01/26/09	3	112 71					
Acq		11/20/07	3	112 71	113 62	113 62	-0 91	-0 91	L
Total for 1/26/2009					113 62	113 62	-0 91	-0 91	

Main Account Id. 620240010

Account Id: 620240051

Statement of Capital Gains and Losses From Sales
(Does not include capital gain distributions from mutual funds or CTF's - See Tax Transaction Detail)
ST PIERRE FOUNDATION (MSA-S)
Trust Year Ending 12/31/2009

Type	Description	Date	Shares	Price	Fed Cost	State Cost	Fed Gain	State Gain	(Type)
772739207	ROCK-TENN CO CL A								
Sold		01/05/09	4	139 81					
Acq		08/07/07	4	139 81	107 14	107 14	32 67	32 67	L
Total for 1/5/2009					107 14	107 14	32 67	32 67	
85472N109	STANTEC INC								
Sold		01/02/09	5	122 92					
Acq		12/12/06	5	122 92	104 76	104 76	18 16	18 16	L
Total for 1/2/2009					104 76	104 76	18 16	18 16	
868157108	SUPERIOR ENERGY SERVICES INC								
Sold		01/20/09	2	30 14					
Acq		02/22/07	2	30 14	59 42	59 42	-29 28	-29 28	L
Total for 1/20/2009					59 42	59 42	-29 28	-29 28	
868157108	SUPERIOR ENERGY SERVICES INC								
Sold		01/20/09	1	15 07					
Acq		02/16/07	1	15 07	29 27	29 27	-14 20	-14 20	L
Total for 1/20/2009					29 27	29 27	-14 20	-14 20	
868157108	SUPERIOR ENERGY SERVICES INC								
Sold		02/10/09	4	67 15					
Acq		02/16/07	4	67 15	117 10	117 10	-49 95	-49 95	L
Total for 2/10/2009					117 10	117 10	-49 95	-49 95	
87163F106	SYNIVERSE HOLDINGS INC								
Sold		02/11/09	7	106 46					
Acq		11/02/07	7	106 46	108 27	108 27	-1 81	-1 81	L
Total for 2/11/2009					108 27	108 27	-1 81	-1 81	
87163F106	SYNIVERSE HOLDINGS INC								
Sold		02/11/09	3	45 63					
Acq		12/04/07	3	45 63	45 62	45 62	0 01	0 01	L
Total for 2/11/2009					45 62	45 62	0 01	0 01	
879101103	TEKELEC								
Sold		01/05/09	1	13 13					
Acq		02/23/07	1	13 13	13 42	13 42	-0 29	-0 29	L
Total for 1/5/2009					13 42	13 42	-0 29	-0 29	
879101103	TEKELEC								
Sold		01/05/09	12	157 60					
Acq		02/22/06	12	157 60	159 19	159 19	-1 59	-1 59	L
Total for 1/5/2009					159 19	159 19	-1 59	-1 59	

Main Account Id: 620240010

Statement of Capital Gains and Losses From Sales
(Does not include capital gain distributions from mutual funds or CTF's - See Tax Transaction Detail)

Account Id: 620240051

ST PIERRE FOUNDATION (MSA-S)
Trust Year Ending 12/31/2009

Type	Description	Date	Shares	Price	Fed Cost	State Cost	Fed Gain	State Gain	(Type)
879101103	TEKELEC								
Sold		01/05/09	4	52 53					
Acq		03/23/06	4	52 53	52 42	52 42	0 11	0 11	L
Total for 1/5/2009					52 42	52 42	0 11	0 11	
912810FP8	US TREASURY BOND 5 375% 2/15/31								
Sold		01/14/09	15000	20,132 75					
Acq		08/23/07	15000	20,132 75	15,764 06	15,764 06	4,368 69	4,368 69	L
Total for 1/14/2009					15,764 06	15,764 06	4,368 69	4,368 69	
91911X104	VALEANT PHARMACEUTICALS INTL								
Sold		01/20/09	4	86 00					
Acq		10/01/07	4	86 00	61 81	61 81	24 19	24 19	L
Total for 1/20/2009					61 81	61 81	24 19	24 19	
91911X104	VALEANT PHARMACEUTICALS INTL								
Sold		01/20/09	6	128 99					
Acq		12/27/07	6	128 99	71 72	71 72	57 27	57 27	L
Total for 1/20/2009					71 72	71 72	57 27	57 27	
91911X104	VALEANT PHARMACEUTICALS INTL								
Sold		02/03/09	5	110 51					
Acq		12/27/07	5	110 51	59 76	59 76	50 75	50 75	L
Total for 2/3/2009					59 76	59 76	50 75	50 75	
91911X104	VALEANT PHARMACEUTICALS INTL								
Sold		02/04/09	3	66 19					
Acq		12/31/07	3	66 19	35 83	35 83	30 36	30 36	L
Total for 2/4/2009					35 83	35 83	30 36	30 36	
91911X104	VALEANT PHARMACEUTICALS INTL								
Sold		02/05/09	2	45 34					
Acq		12/31/07	2	45 34	23 88	23 88	21 46	21 46	L
Total for 2/5/2009					23 88	23 88	21 46	21.46	
91911X104	VALEANT PHARMACEUTICALS INTL								
Sold		02/12/09	4	86 15					
Acq		12/31/07	4	86 15	47 77	47 77	38 38	38 38	L
Total for 2/12/2009					47 77	47 77	38 38	38 38	
92552R406	VIAD CORP NEW								
Sold		01/14/09	2	44 90					
Acq		10/30/07	2	44 90	70 79	70 79	-25 89	-25 89	L
Total for 1/14/2009					70 79	70 79	-25 89	-25 89	

Main Account Id: 620240010

Account Id: 620240051

Statement of Capital Gains and Losses From Sales
(Does not include capital gain distributions from mutual funds or CTF's - See Tax Transaction Detail)
ST PIERRE FOUNDATION (MSA-S)
Trust Year Ending 12/31/2009

Type	Description	Date	Shares	Price	Fed Cost	State Cost	Fed Gain	State Gain (Type)
92552R406	VIAD CORP NEW							
Sold		02/03/09	8	170 00				
Acq		12/07/07	8	170 00	249 46	249 46	-79 46	-79 46 L
Total for 2/3/2009					249 46	249 46	-79 46	-79 46
92552R406	VIAD CORP NEW							
Sold		02/03/09	2	42 50				
Acq		01/16/08	2	42 50	55 44	55 44	-12 94	-12 94 L
Total for 2/3/2009					55 44	55 44	-12 94	-12 94
92552R406	VIAD CORP NEW							
Sold		02/03/09	2	42 50				
Acq		01/30/08	2	42 50	54 31	54 31	-11 81	-11 81 L
Total for 2/3/2009					54 31	54 31	-11 81	-11 81
92552R406	VIAD CORP NEW							
Sold		02/17/09	3	48 26				
Acq		01/30/08	3	48 26	81 46	81 46	-33 20	-33 20 L
Total for 2/17/2009					81 46	81 46	-33 20	-33 20
92552R406	VIAD CORP NEW							
Sold		02/17/09	5	80 43				
Acq		04/30/08	5	80 43	159 42	159 42	-78 99	-78 99 S
Total for 2/17/2009					159 42	159 42	-78 99	-78 99
98233Q105	WRIGHT EXPRESS CORP							
Sold		02/11/09	7	79 09				
Acq		09/29/08	7	79 09	195 39	195 39	-116 30	-116 30 S
Total for 2/11/2009					195 39	195 39	-116 30	-116 30
98233Q105	WRIGHT EXPRESS CORP							
Sold		02/11/09	6	67 79				
Acq		10/06/08	6	67 79	154 31	154 31	-86 52	-86 52 S
Total for 2/11/2009					154 31	154 31	-86 52	-86 52
98233Q105	WRIGHT EXPRESS CORP							
Sold		02/12/09	4	48 52				
Acq		10/06/08	4	48 52	102 87	102 87	-54 35	-54 35 S
Total for 2/12/2009					102 87	102 87	-54 35	-54.35
98233Q105	WRIGHT EXPRESS CORP							
Sold		02/12/09	3	36 39				
Acq		10/14/08	3	36 39	73 61	73 61	-37 22	-37 22 S
Total for 2/12/2009					73 61	73 61	-37 22	-37 22

Combined!

Main Account Id: 620240010

Account Id: 620240051

Statement of Capital Gains and Losses From Sales
(Does not include capital gain distributions from mutual funds or CTF's - See Tax Transaction Detail)
ST PIERRE FOUNDATION (MSA-S)
Trust Year Ending 12/31/2009

Type	Description	Date	Shares	Price	Fed Cost	State Cost	Fed Gain	State Gain (Type)
98233Q105	WRIGHT EXPRESS CORP							
Sold		02/12/09	4	48 52				
Acq		10/13/08	4	48 52	92 97	92 97	-44 45	-44 45 S
Total for 2/12/2009					92 97	92 97	-44 45	-44 45
98233Q105	WRIGHT EXPRESS CORP							
Sold		02/12/09	8	97 04				
Acq		10/10/08	8	97 04	161 68	161 68	-64 64	-64 64 S
Total for 2/12/2009					161 68	161 68	-64 64	-64 64
98233Q105	WRIGHT EXPRESS CORP							
Sold		02/12/09	3	36 39				
Acq		10/17/08	3	36 39	60 39	60 39	-24 00	-24 00 S
Total for 2/12/2009					60 39	60 39	-24 00	-24 00
98233Q105	WRIGHT EXPRESS CORP							
Sold		02/12/09	3	36 39				
Acq		10/27/08	3	36 39	51 23	51 23	-14 84	-14 84 S
Total for 2/12/2009					51 23	51 23	-14 84	-14 84
98944B108	ZEP INCORPORATED							
Sold		01/05/09	2	37 86				
Acq		11/01/07	2	37 86	29 15	29 15	8 71	8 71 L
Total for 1/5/2009					29 15	29 15	8 71	8 71
Total for Account: 620240051					34,278 30	34,278 30	-4,580 58	-4,580 58

Total Proceeds:
29,697.72

	Fed	State
S/T Gain/Loss	-3,191 53	-3,191 53
L/T Gain/Loss	-1,389 05	-1,389 05

ACCT 9046 4045006504
 FROM 01/01/2009
 TO 12/31/2009

COMERICA BANK
 STATEMENT OF CAPITAL GAINS AND LOSSES
 ST PIERRE FOUNDATION - ACC

PAGE 235
 RUN 02/01/2010
 05 58 19 PM

TRUST YEAR ENDING 12/31/2009

TAX PREPARER 3793
 TRUST ADMINISTRATOR 1520
 INVESTMENT OFFICER 6686

LEGEND F - FEDERAL S - STATE I - INHERITED
 E - EXEMPT FROM STATE U - ACQ COST UNKNOWN

PROPERTY DESCRIPTION	SHARES	DATE	SALES PRICE	COST BASIS	GAIN/LOSS	TERM
158 0000 AAR CORP - 000361105 - MINOR = 3100						
SOLD		03/30/2009	1982 90			
ACQ	4 0000	03/29/2007	50 20	111 49	-61 29	LT15
	10 0000	04/03/2007	125 50	275 32	-149 82	LT15
	4 0000	04/10/2007	50 20	110 92	-60 72	LT15
	3 0000	01/30/2008	37 65	86 55	-48 90	LT15
	5 0000	02/07/2008	62 75	134 07	-71 32	LT15
	4 0000	02/12/2008	50 20	109 80	-59 60	LT15
	4 0000	03/05/2008	50 20	103 24	-53 04	LT15
	5 0000	03/14/2008	62 75	121 67	-58 92	LT15
	3 0000	03/17/2008	37 65	71 07	-33 42	LT15
	12 0000	04/01/2008	150 60	299 92	-149 32	ST
	10 0000	04/07/2008	125 50	237 48	-111 98	ST
	5 0000	04/08/2008	62 75	111 91	-49 16	ST
	3 0000	04/09/2008	37 65	67 18	-29 53	ST
	3 0000	04/11/2008	37 65	62 62	-24 97	ST
	4 0000	04/23/2008	50 20	84 30	-34 10	ST
	7 0000	05/22/2008	87 85	140 45	-52 60	ST
	6 0000	06/02/2008	75 30	112 11	-36 81	ST
	12 0000	06/05/2008	150 60	208 90	-58 30	ST
	5 0000	06/10/2008	62 75	78 70	-15 95	ST
	7 0000	07/10/2008	87 85	100 32	-12 47	ST
	18 0000	07/11/2008	225 90	251 72	-25 82	ST
	3 0000	10/02/2008	37 65	47 85	-10 20	ST
	21 0000	12/17/2008	263 55	321 04	-57 49	ST
28 0000 ABB LTD SPONSORED ADR - 000375204 - MINOR = 54						
SOLD		07/08/2009	410 18			
ACQ	28 0000	06/14/2007	410 18	622 33	-212 15	LT15
95 0000 AFC ENTERPRISES - 001040107 - MINOR = 50						
SOLD		03/30/2009	439 31			
ACQ	78 0000	04/08/2003	360 70	557 35	-196 65	LT15
	3 0000	09/12/2007	13 87	43 05	-29 18	LT15
	14 0000	02/17/2009	64 74	62 83	1 91	ST
23 0000 AGCO CORP - 001084102 - MINOR = 3100						
SOLD		03/30/2009	444 58			
ACQ	23 0000	11/29/2007	444 58	1527 58	-1083 00	LT15
7 0000 AGCO CORP - 001084102 - MINOR = 3100						
SOLD		11/06/2009	202 92			
ACQ	7 0000	06/02/2009	202 92	211 05	-8 13	ST
75 0000 AT&T INC - 00206R102 - MINOR = 3100						
SOLD		03/30/2009	1881 75			
ACQ	19 0000	12/09/2003	476 71	456 11	20 60	LT15
	9 0000	02/24/2005	225 81	216 78	9 03	LT15
	34 0000	09/17/2008	853 06	1002 66	-149 60	ST
	13 0000	12/08/2008	326 17	383 49	-57 32	ST
19 0000 AT&T INC - 00206R102 - MINOR = 3100						
SOLD		05/15/2009	469 30			
ACQ	19 0000	04/01/2009	469 30	488 49	-19 19	ST
14 0000 AT&T INC - 00206R102 - MINOR = 3100						
SOLD		10/16/2009	360 12			
ACQ	14 0000	09/24/2009	360 12	378 13	-18 01	ST
3 0000 AT&T INC - 00206R102 - MINOR = 3100						
SOLD		11/06/2009	77 64			
ACQ	3 0000	09/24/2009	77 64	81 03	-3 39	ST
6 0000 AT&T INC - 00206R102 - MINOR = 3100						
SOLD		11/06/2009	155 29			
ACQ	6 0000	12/09/2003	155 29	144 04	11 25	LT15
7 0000 AARON RENTS INC - 002535201 - MINOR = 50						
SOLD		07/08/2009	200 68			
ACQ	7 0000	04/01/2009	200 68	185 92	14 76	ST
9 0000 AARON RENTS INC - 002535201 - MINOR = 50						
SOLD		09/25/2009	235 52			
ACQ	9 0000	08/19/2009	235 52	248 06	-12 54	ST
52 0000 ABBOTT LABS - 002824100 - MINOR = 50						
SOLD		03/30/2009	2484 54			
ACQ	24 0000	07/07/2004	1146 71	948 96	197 75	LT15
	5 0000	10/23/2006	238 90	243 24	-4 34	LT15
	23 0000	11/20/2006	1098 93	1099 09	-0 16	LT15
9 0000 ABBOTT LABS - 002824100 - MINOR = 50						
SOLD		07/08/2009	417 31			
ACQ	9 0000	04/01/2009	417 31	418 41	-1 10	ST
5 0000 ABBOTT LABS - 002824100 - MINOR = 50						
SOLD		09/25/2009	236 56			
ACQ	5 0000	07/07/2004	236 56	197 70	38 86	LT15
9 0000 ABBOTT LABS - 002824100 - MINOR = 50						
SOLD		09/29/2009	442 09			
ACQ	9 0000	07/07/2004	442 09	355 86	86 23	LT15
13 0000 ABBOTT LABS - 002824100 - MINOR = 50						
SOLD		09/29/2009	638 58			
ACQ	13 0000	07/07/2004	638 58	514 02	124 56	LT15
18 0000 ABBOTT LABS - 002824100 - MINOR = 50						
SOLD		09/29/2009	884 18			
ACQ	14 0000	07/07/2004	687 70	553 56	134 14	LT15
	4 0000	04/01/2009	196 48	185 96	10 52	ST

ACCT 9046 4045006504
 FROM 01/01/2009
 TO 12/31/2009

COMERICA BANK
 STATEMENT OF CAPITAL GAINS AND LOSSES
 ST PIERRE FOUNDATION - ACC

RUN 02/01/2010
 05:58 19 PM

TRUST YEAR ENDING 12/31/2009

TAX PREPARER 3793
 TRUST ADMINISTRATOR 1520
 INVESTMENT OFFICER 6686

LEGEND F - FEDERAL S - STATE I - INHERITED
 E - EXEMPT FROM STATE U - ACQ COST UNKNOWN

PROPERTY DESCRIPTION	SHARES	DATE	SALES PRICE	COST BASIS	GAIN/LOSS	TERM
10000 0000 ABBOTT LABS 5 6% 05/15/2011 - 002824AS9 - MINOR = 45						
SOLD		09/21/2009	10714 20			
ACQ	10000 0000	04/02/2009	10714 20	10731 80	-17 60	ST
29 0000 ADTRAN INC - 00738A106 - MINOR = 50						
SOLD		03/30/2009	464 05			
ACQ	7 0000	01/09/2008	112 01	132 29	-20 28	LT15
	5 0000	01/10/2008	80 01	99 43	-19 42	LT15
	4 0000	01/11/2008	64 01	78 00	-13 99	LT15
	2 0000	03/20/2008	32 00	36 96	-4 96	LT15
	11 0000	04/14/2008	176 02	209 59	-33 57	ST
36 0000 AECOM TECHNOLOGY CORP DELAWARE - 00766T100 - MINOR = 50						
SOLD		03/30/2009	910 79			
ACQ	36 0000	01/26/2009	910 79	967 54	-56 75	ST
10 0000 AECOM TECHNOLOGY CORP DELAWARE - 00766T100 - MINOR = 50						
SOLD		04/29/2009	257 99			
ACQ	1 0000	01/26/2009	25 80	26 88	-1 08	ST
	9 0000	04/01/2009	232 19	238 50	-6 31	ST
10 0000 AECOM TECHNOLOGY CORP DELAWARE - 00766T100 - MINOR = 50						
SOLD		11/06/2009	252 69			
ACQ	10 0000	07/10/2009	252 69	306 58	-53 89	ST
43 0000 AEGON NV ORD AMER REG - 007924103 - MINOR = 54						
SOLD		07/08/2009	226 60			
ACQ	43 0000	05/05/2009	226 60	253 39	-26 79	ST
33 0000 AEGON NV ORD AMER REG - 007924103 - MINOR = 54						
SOLD		11/06/2009	243 30			
ACQ	33 0000	05/05/2009	243 30	194 47	48 83	ST
38 0000 AEGON NV ORD AMER REG - 007924103 - MINOR = 54						
SOLD		12/14/2009	252 45			
ACQ	38 0000	05/05/2009	252 45	223 93	28 52	ST
74 0000 AEGON NV ORD AMER REG - 007924103 - MINOR = 54						
SOLD		12/14/2009	491 61			
ACQ	74 0000	04/03/2009	491 61	331 48	160 13	ST
81 0000 AEGON NV ORD AMER REG - 007924103 - MINOR = 54						
SOLD		12/14/2009	538 12			
ACQ	81 0000	03/30/2009	538 12	304 52	233 60	ST
11 0000 AETNA INC - 00817Y108 - MINOR = 3100						
SOLD		05/15/2009	283 55			
ACQ	11 0000	03/30/2009	283 55	259 15	24 40	ST
14 0000 AFFILIATED MANAGERS GROUP INC - 008252108 - MINOR = 50						
SOLD		06/17/2009	794 58			
ACQ	14 0000	04/01/2009	794 58	588 98	205 60	ST
4 0000 AFFILIATED MANAGERS GROUP INC - 008252108 - MINOR = 50						
SOLD		07/08/2009	211 39			
ACQ	4 0000	04/01/2009	211 39	168 28	43 11	ST
4 0000 AFFILIATED MANAGERS GROUP INC - 008252108 - MINOR = 50						
SOLD		09/25/2009	241 95			
ACQ	4 0000	04/01/2009	241 95	168 28	73 67	ST
8 0000 AGRUUM INC FORMERLY COMINCO FERTILIZERS - 008916108 - MINOR = 54						
SOLD		07/08/2009	294 07			
ACQ	8 0000	04/01/2009	294 07	297 20	-3 13	ST
5 0000 AGRUUM INC FORMERLY COMINCO FERTILIZERS - 008916108 - MINOR = 54						
SOLD		11/06/2009	250 77			
ACQ	5 0000	04/01/2009	250 77	185 75	65 02	ST
4 0000 AIR PRODUCTS & CHEMICAL INC - 009158106 - MINOR = 50						
SOLD		07/08/2009	248 43			
ACQ	4 0000	04/01/2009	248 43	229 72	18 71	ST
52 0000 ALBANY INTER CORP CL A - 012348108 - MINOR = 3100						
SOLD		03/30/2009	462 27			
ACQ	22 0000	04/08/2003	195 58	493 68	-298 10	LT15
	2 0000	11/30/2007	17 78	72 17	-54 39	LT15
	3 0000	02/21/2008	26 67	104 06	-77 39	LT15
	8 0000	01/09/2009	71 12	106 93	-35 81	ST
	4 0000	01/20/2009	35 56	42 39	-6 83	ST
	8 0000	01/22/2009	71 12	86 37	-15 25	ST
	5 0000	01/26/2009	44 45	49 41	-4 96	ST
9 0000 ALBERTO-CULVER CO NEW - 013078100 - MINOR = 50						
SOLD		07/08/2009	226 16			
ACQ	9 0000	03/30/2009	226 16	199 89	26 27	ST
42 0000 ALCOA INC - 013817101 - MINOR = 50						
SOLD		03/30/2009	282 32			
ACQ	42 0000	05/12/2003	282 32	972 50	-690 18	LT15
24.0000 ALLETE INC - 018522300 - MINOR = 50						
SOLD		03/30/2009	626 39			
ACQ	12 0000	09/23/2008	313 20	535 40	-222 21	ST
	3 0000	10/13/2008	78 30	114 47	-36 17	ST
	2 0000	10/21/2008	52 20	73 82	-21 62	ST
	2 0000	10/23/2008	52 20	70 55	-18 35	ST
	5 0000	12/22/2008	130 50	154 45	-23 95	ST
129 0000 ALLSCRIPTS HEALTHCARE SOLUTIONS - 01988P108 - MINOR = 50						
SOLD		03/30/2009	1288 98			
ACQ	25 0000	03/27/2008	249 80	226 00	23 80	LT15
	37 0000	03/31/2008	369 71	366 18	3 53	ST
	20 0000	04/04/2008	199 84	214 17	-14 33	ST
	21 0000	10/17/2008	209 83	113 21	96 62	ST
	26 0000	10/24/2008	259 79	128 45	131 34	ST

ACCT 9046 4045006504
 FROM 01/01/2009
 TO 12/31/2009

COMERICA BANK
 STATEMENT OF CAPITAL GAINS AND LOSSES
 ST PIERRE FOUNDATION - ACC

PAGE 237
 RUN 02/01/2010
 05 58 19 PM

TRUST YEAR ENDING 12/31/2009

TAX PREPARER 3793
 TRUST ADMINISTRATOR 1520
 INVESTMENT OFFICER 6686

LEGEND F - FEDERAL S - STATE I - INHERITED
 E - EXEMPT FROM STATE U - ACQ COST UNKNOWN

PROPERTY DESCRIPTION	SHARES	DATE	SALES PRICE	COST BASIS	GAIN/LOSS	TERM
24 0000 ALTRIA GROUP INC - 02209S103 - MINOR = 3100						
SOLD		03/30/2009	390 27			
ACQ	24 0000	04/08/2003	390 27	163 95	226 32	LT15
34 0000 AMERICAN ELEC PWR INC - 025537101 - MINOR = 3100						
SOLD		03/30/2009	849 66			
ACQ	19 0000	11/26/2004	474 81	671 35	-196 54	LT15
	15 0000	10/22/2008	374 85	453 96	-79 11	ST
9 0000 AMERICAN ELEC PWR INC - 025537101 - MINOR = 3100						
SOLD		09/25/2009	279 53			
ACQ	9 0000	04/15/2009	279 53	237 38	42 15	ST
5 0000 AMERICAN EXPRESS CO - 025816109 - MINOR = 50						
SOLD		11/06/2009	185 76			
ACQ	5 0000	10/16/2009	185 76	175 15	10 61	ST
7 0000 AMETEK INC NEW - 031100100 - MINOR = 50						
SOLD		09/25/2009	242 12			
ACQ	7 0000	04/01/2009	242 12	220 78	21 34	ST
5 0000 AMGEN INC - 031162100 - MINOR = 50						
SOLD		04/29/2009	255 45			
ACQ	5 0000	07/07/2004	255 45	269 18	-13 73	LT15
8 0000 AMGEN INC - 031162100 - MINOR = 50						
SOLD		04/29/2009	408 71			
ACQ	8 0000	07/07/2004	408 71	430 68	-21 97	LT15
11 0000 AMGEN INC - 031162100 - MINOR = 50						
SOLD		07/08/2009	653 62			
ACQ	11 0000	07/07/2004	653 62	592 19	61 43	LT15
8 0000 AMGEN INC - 031162100 - MINOR = 50						
SOLD		09/25/2009	483 82			
ACQ	8 0000	07/07/2004	483 82	430 68	53 14	LT15
5 0000 AMGEN INC - 031162100 - MINOR = 50						
SOLD		11/06/2009	273 49			
ACQ	5 0000	07/07/2004	273 49	269 18	4 31	LT15
7 0000 AMPHENOL CORP CL A - 032095101 - MINOR = 31000						
SOLD		09/25/2009	260 95			
ACQ	7 0000	04/01/2009	260 95	204 61	56 34	ST
6 0000 AMPHENOL CORP CL A - 032095101 - MINOR = 31000						
SOLD		11/18/2009	259 05			
ACQ	6 0000	04/01/2009	259 05	175 38	83 67	ST
2 0000 AMPHENOL CORP CL A - 032095101 - MINOR = 31000						
SOLD		12/10/2009	87 69			
ACQ	2 0000	04/01/2009	87 69	58 46	29 23	ST
4 0000 AMPHENOL CORP CL A - 032095101 - MINOR = 31000						
SOLD		12/10/2009	175 39			
ACQ	4 0000	03/30/2009	175 39	112 68	62 71	ST
89 0000 AMTRUST FINL SVCS INC - 032359309 - MINOR = 50						
SOLD		03/30/2009	807 22			
ACQ	35 0000	04/16/2007	317 45	393 48	-76 03	LT15
	14 0000	11/19/2007	126 98	162 50	-35 52	LT15
	3 0000	05/23/2008	27 21	43 73	-16 52	ST
	9 0000	07/09/2008	81 63	100 09	-18 46	ST
	6 0000	07/11/2008	54 42	69 36	-14 94	ST
	9 0000	09/17/2008	81 63	111 96	-30 33	ST
	5 0000	09/18/2008	45 35	58 10	-12 75	ST
	8 0000	11/28/2008	72 56	72 00	0 56	ST
7 0000 ANADARKO PETROLEUM CORP COMMON - 032511107 - MINOR = 50						
SOLD		11/06/2009	452 88			
ACQ	7 0000	07/07/2009	452 88	292 78	160 10	ST
17 0000 ANGLO AMERICAN PLC ADR - 03485P201 - MINOR = 54						
SOLD		09/25/2009	276 75			
ACQ	17 0000	04/02/2009	276 75	166 23	110 52	ST
7 0000 ANSYS INC - 03662Q105 - MINOR = 50						
SOLD		09/25/2009	256 82			
ACQ	7 0000	04/01/2009	256 82	176 23	80 59	ST
2 0000 APACHE CORP - 037411105 - MINOR = 3100						
SOLD		11/06/2009	197 67			
ACQ	2 0000	10/01/2009	197 67	180 36	17 31	ST
4 0000 APPLE COMPUTER INC - 037833100 - MINOR = 50						
SOLD		03/30/2009	414 90			
ACQ	4 0000	07/25/2006	414 90	68 00	346 90	LT15
2 0000 APPLE COMPUTER INC - 037833100 - MINOR = 50						
SOLD		07/08/2009	274 67			
ACQ	2 0000	07/25/2006	274 67	34 00	240 67	LT15
1 0000 APPLE COMPUTER INC - 037833100 - MINOR = 50						
SOLD		09/25/2009	182 91			
ACQ	1 0000	07/25/2006	182 91	17 00	165 91	LT15
2 0000 APPLE COMPUTER INC - 037833100 - MINOR = 50						
SOLD		11/06/2009	388 29			
ACQ	2 0000	07/25/2006	388 29	34 00	354 29	LT15
5 0000 APTARGROUP INC - 038336103 - MINOR = 50						
SOLD		07/08/2009	162 19			
ACQ	5 0000	04/01/2009	162 19	154 85	7 34	ST
7 0000 APTARGROUP INC - 038336103 - MINOR = 50						
SOLD		09/25/2009	254 53			
ACQ	7 0000	04/01/2009	254 53	216 79	37 74	ST

ACCT 9046 4045006504
 FROM 01/01/2009
 TO 12/31/2009

COMERICA BANK
 STATEMENT OF CAPITAL GAINS AND LOSSES
 ST PIERRE FOUNDATION - ACC

PAGE 238
 RUN 02/01/2010
 05 58 19 PM

TRUST YEAR ENDING 12/31/2009

TAX PREPARER 3793
 TRUST ADMINISTRATOR 1520
 INVESTMENT OFFICER 6686

LEGEND F - FEDERAL S - STATE I - INHERITED
 E - EXEMPT FROM STATE U - ACQ COST UNKNOWN

PROPERTY DESCRIPTION	SHARES	DATE	SALES PRICE	COST BASIS	GAIN/LOSS	TERM
8 0000 ASTRAZENECA PLC SPON ADR - 046353108 - MINOR = 54						
SOLD		07/08/2009	345 91			
ACQ	8 0000	04/01/2009	345 91	285 20	60 71	ST
5 0000 ASTRAZENECA PLC SPON ADR - 046353108 - MINOR = 54						
SOLD		09/25/2009	219 66			
ACQ	5 0000	04/01/2009	219 66	178 25	41 41	ST
6000 0000 ASTRAZENECA PLC 5 4% 09/15/2012 - 046353AC2 - MINOR = 47						
SOLD		03/16/2009	6322 95			
ACQ	3000 0000	04/04/2008	3161 48	3140 94	20 53	ST
	2000 0000	04/23/2008	2107 65	2070 18	37 47	ST
	1000 0000	05/16/2008	1053 83	1033 78	20 04	ST
21 0000 ATLAS COPCO AB SPON ADR REPSTG CL B - 049255805 - MINOR = 54						
SOLD		07/08/2009	166 94			
ACQ	21 0000	04/01/2009	166 94	151 20	15 74	ST
5 0000 AVALONBAY COMMUNITIES INC REITS - 053484101 - MINOR = 69						
SOLD		07/08/2009	258 69			
ACQ	5 0000	04/01/2009	258 69	229 50	29 19	ST
60 0000 AVISTA CORP - 05379B107 - MINOR = 3100						
SOLD		03/30/2009	805 19			
ACQ	19 0000	12/06/2005	254 98	340 23	-85 25	LT15
	4 0000	12/08/2005	53 68	71 21	-17 53	LT15
	6 0000	12/29/2005	80 52	107 23	-26 71	LT15
	3 0000	01/05/2006	40 26	53 97	-13 71	LT15
	9 0000	09/25/2007	120 78	182 32	-61 54	LT15
	2 0000	09/26/2007	26 84	40 55	-13 71	LT15
	4 0000	01/03/2008	53 68	85 54	-31 86	LT15
	7 0000	02/29/2008	93 94	127 58	-33 64	LT15
	6 0000	03/04/2008	80 52	110 48	-29 96	LT15
17 0000 AXA-UAP SPON ADR ONE ADR REPRESENTS 1/2 SHR - 054536107 - MINOR = 54						
SOLD		07/08/2009	279 81			
ACQ	17 0000	04/01/2009	279 81	212 67	67 14	ST
12 0000 AXA-UAP SPON ADR ONE ADR REPRESENTS 1/2 SHR - 054536107 - MINOR = 54						
SOLD		11/06/2009	301 82			
ACQ	12 0000	04/01/2009	301 82	150 12	151 70	ST
0000 AXA-UAP SPON ADR ONE ADR REPRESENTS 1/2 SHR - 054536107 - MINOR = 54						
SOLD		12/04/2009	-1 51			
ACQ			-1 51		-1 51	ST
42 3200 AXA-UAP SPON ADR ONE ADR REPRESENTS 1/2 SHR - 054536107 - MINOR = 54						
SOLD		12/04/2009	43 83			
ACQ	42 3200		43 83		43 83	ST
28 0000 BP AMOCO PLC - 055622104 - MINOR = 54						
SOLD		03/30/2009	1099 55			
ACQ	22 0000	12/01/2008	863 93	980 40	-116 47	ST
	6 0000	12/08/2008	235 62	266 68	-31 06	ST
52 0000 BANCO BILBAO VIZCAYA SP ADR - 05946K101 - MINOR = 54						
SOLD		03/30/2009	398 31			
ACQ	2 0000	02/14/2005	15 32	34 66	-19 34	LT15
	44 0000	02/18/2005	337 03	750 09	-413 06	LT15
	6 0000	07/17/2008	45 96	112 38	-66 42	ST
45 0000 BANCO SANTANDER CENTRAL SPON ADR - 05964H105 - MINOR = 54						
SOLD		07/08/2009	508 48			
ACQ	45 0000	06/10/2009	508 48	498 99	9 49	ST
24 0000 BANCO SANTANDER CENTRAL SPON ADR - 05964H105 - MINOR = 54						
SOLD		09/25/2009	386 87			
ACQ	24 0000	06/10/2009	386 87	266 12	120 75	ST
23 0000 BANCO SANTANDER CENTRAL SPON ADR - 05964H105 - MINOR = 54						
SOLD		11/06/2009	383 92			
ACQ	23 0000	06/10/2009	383 92	255 04	128 88	ST
173 0000 BANK OF AMERICA CORP - 060505104 - MINOR = 50						
SOLD		03/30/2009	1069 13			
ACQ	111 0000	04/08/2003	685 97	3888 89	-3202 92	LT15
	19 0000	04/08/2003	117 42	855 03	-737 61	LT15
	8 0000	09/13/2005	49 44	341 76	-292 32	LT15
	5 0000	08/06/2008	30 90	163 66	-132 76	ST
	30 0000	10/14/2008	185 40	782 71	-597 31	ST
23 0000 BANK OF AMERICA CORP - 060505104 - MINOR = 50						
SOLD		09/25/2009	383 86			
ACQ	23 0000	06/22/2009	383 86	276 69	107 17	ST
6000 0000 BANK OF AMERICA CORP 4 875% 01/15/2013 - 060505AX2 - MINOR = 45						
SOLD		03/30/2009	5322 00			
ACQ	5000 0000	07/29/2003	4435 00	4906 75	-471 75	LT15
	1000 0000	06/12/2006	887 00	960 75	-73 75	LT15
148 0000 BANK NEW YORK MELLON CORP - 064058100 - MINOR = 50						
SOLD		03/30/2009	3868 69			
ACQ	44 0000	04/08/2003	1150 15	1008 48	141 67	LT15
	5 0000	11/14/2003	130 70	145 69	-14 99	LT15
	4 1510	03/16/2005	108 51	132 08	-23 57	LT15
	35 8490	03/17/2005	937 09	1139 57	-202 48	LT15
	5 0000	03/05/2007	130 70	210 15	-79 45	LT15
	3 0000	09/05/2007	78 42	122 81	-44 39	LT15
	23 0000	07/23/2008	601 22	833 70	-232 48	ST
	18 0000	09/19/2008	470 52	602 35	-131 83	ST
	10 0000	10/14/2008	261 40	330 64	-69 24	ST

TRUST YEAR ENDING 12/31/2009

TAX PREPARER 3793
 TRUST ADMINISTRATOR 1520
 INVESTMENT OFFICER 6686

LEGEND F - FEDERAL S - STATE I - INHERITED
 E - EXEMPT FROM STATE U - ACQ COST UNKNOWN

PROPERTY DESCRIPTION	SHARES	DATE	SALES PRICE	COST BASIS	GAIN/LOSS	TERM
12 0000 BARD C R INC - 067383109 - MINOR = 50						
SOLD		03/30/2009	949 19			
ACQ	12 0000	11/22/2004	949 19	685 94	263 25	LT15
4 0000 BARD C R INC - 067383109 - MINOR = 50						
SOLD		07/08/2009	297 71			
ACQ	4 0000	04/01/2009	297 71	313 76	-16 05	ST
3 0000 BARD C R INC - 067383109 - MINOR = 50						
SOLD		11/06/2009	235 07			
ACQ	3 0000	04/01/2009	235 07	235 32	-0 25	ST
10 0000 BARCLAYS PLC ADR - 06738E204 - MINOR = 54						
SOLD		07/08/2009	181 61			
ACQ	10 0000	05/07/2009	181 61	162 63	18 98	ST
9 0000 BARCLAYS PLC ADR - 06738E204 - MINOR = 54						
SOLD		09/25/2009	205 73			
ACQ	9 0000	08/21/2009	205 73	211 67	-5 94	ST
35 0000 BELDEN CDT INC - 077454106 - MINOR = 50						
SOLD		03/30/2009	452 19			
ACQ	4 0000	07/15/2008	51 68	124 26	-72 58	ST
	2 0000	07/17/2008	25 84	65 76	-39 92	ST
	3 0000	09/11/2008	38 76	101 25	-62 49	ST
	3 0000	09/26/2008	38 76	94 31	-55 55	ST
	23 0000	10/23/2008	297 15	340 03	-42 88	ST
6000 0000 BELLSOUTH CORP 4 2% 09/15/2009 - 079860AF9 - MINOR = 45						
SOLD		03/30/2009	6015 00			
ACQ	3000 0000	10/24/2007	3007 50	2970 87	36 63	LT15
	3000 0000	05/20/2008	3007 50	3016 95	-9 45	ST
11 0000 BIO RAD LABS INC CL A - 090572207 - MINOR = 50						
SOLD		03/30/2009	720 72			
ACQ	4 0000	02/18/2005	262 08	207 75	54 33	LT15
	2 0000	03/03/2005	131 04	99 73	31 31	LT15
	2 0000	04/13/2005	131 04	100 47	30 57	LT15
	3 0000	02/23/2007	196 56	213 92	-17 36	LT15
3 0000 BIO RAD LABS INC CL A - 090572207 - MINOR = 50						
SOLD		07/08/2009	211 79			
ACQ	3 0000	03/03/2005	211 79	149 60	62 19	LT15
2 0000 BIOGEN IDEC INC - 09062X103 - MINOR = 3100						
SOLD		07/08/2009	89 75			
ACQ	2 0000	03/30/2009	89 75	104 67	-14 92	ST
5 0000 BIOGEN IDEC INC - 09062X103 - MINOR = 3100						
SOLD		07/08/2009	224 40			
ACQ	3 0000	03/30/2009	134 64	157 01	-22 37	ST
	2 0000	04/22/2009	89 76	94 60	-4 84	ST
10 0000 BIOGEN IDEC INC - 09062X103 - MINOR = 3100						
SOLD		08/10/2009	478 51			
ACQ	10 0000	04/22/2009	478 51	472 97	5 54	ST
14 0000 BLACKBAUD INC - 09227Q100 - MINOR = 3100						
SOLD		07/08/2009	190 34			
ACQ	14 0000	04/01/2009	190 34	173 01	17 33	ST
18 0000 BLACKBAUD INC - 09227Q100 - MINOR = 3100						
SOLD		10/06/2009	431 70			
ACQ	18 0000	04/01/2009	431 70	222 44	209 26	ST
6 0000 BOC HONG KONG HLDGS LTD ADR - 096813209 - MINOR = 54						
SOLD		07/08/2009	212 39			
ACQ	6 0000	04/01/2009	212 39	137 40	74 99	ST
6 0000 BOC HONG KONG HLDGS LTD ADR - 096813209 - MINOR = 54						
SOLD		09/25/2009	262 19			
ACQ	6 0000	09/11/2009	262 19	263 82	-1 63	ST
36 0000 BOEING CO COMMON - 097023105 - MINOR = 3100						
SOLD		03/30/2009	1277 63			
ACQ	36 0000	03/16/2007	1277 63	3259 43	-1981 80	LT15
3000 0000 BOEING CO 5 125% 02/15/2013 - 097023AT2 - MINOR = 45						
SOLD		03/30/2009	3103 76			
ACQ	3000 0000	09/17/2003	3103 76	2994 75	109 01	LT15
24 0000 BOSTON SCIENTIFIC CORP - 101137107 - MINOR = 50						
SOLD		03/30/2009	190 79			
ACQ	24 0000	08/29/2006	190 79	418 33	-227 54	LT15
31 0000 BOSTON SCIENTIFIC CORP - 101137107 - MINOR = 50						
SOLD		07/08/2009	305 73			
ACQ	31 0000	08/29/2006	305 73	540 35	-234 62	LT15
3000 0000 BOTTLING GROUP LLC 4 625% 11/15/2012 - 10138MAB1 - MINOR = 45						
SOLD		03/30/2009	3000 00			
ACQ	3000 0000	06/07/2007	3000 00	2867 34	132 66	LT15
38 0000 BRINK'S CO - 109696104 - MINOR = 50						
SOLD		03/30/2009	1007 75			
ACQ	15 0000	05/15/2005	397 80	238 42	159 38	LT15
	7 0000	05/17/2005	185 64	113 20	72 44	LT15
	5 0000	05/19/2005	132 60	79 68	52 92	LT15
	3 0000	08/22/2007	79 56	88 21	-8 65	LT15
	2 0000	09/26/2008	53 04	64 69	-11 65	ST
	3 0000	10/07/2008	79 56	82 17	-2 61	ST
	3 0000	02/17/2009	79 56	77 48	2 08	ST
47 0000 BRINKS HOME SEC HLDGS INC - 109699108 - MINOR = 50						
SOLD		03/30/2009	1087 20			
ACQ	7 0000	05/17/2005	161 92	102 40	59 52	LT15
	5 0000	05/19/2005	115 66	72 07	43 59	LT15
	15 0000	05/19/2005	346 98	215 66	131 32	LT15
	3 0000	08/22/2007	69 40	79 79	-10 39	LT15

ACCT 9046 4045006504
 FROM 01/01/2009
 TO 12/31/2009

COMERICA BANK
 STATEMENT OF CAPITAL GAINS AND LOSSES
 ST PIERRE FOUNDATION - ACC

PAGE 240
 RUN 02/01/2010
 05 58 19 PM

TRUST YEAR ENDING 12/31/2009

TAX PREPARER 3793
 TRUST ADMINISTRATOR 1520
 INVESTMENT OFFICER 6686

LEGEND F - FEDERAL S - STATE I - INHERITED
 E - EXEMPT FROM STATE U - ACQ COST UNKNOWN

PROPERTY DESCRIPTION	SHARES	DATE	SALES PRICE	COST BASIS	GAIN/LOSS	TERM
	2 0000	09/26/2008	46 26	58 51	-12 25	ST
	3 0000	10/07/2008	69 40	74 33	-4 93	ST
	6 0000	12/02/2008	138 79	111 52	27 27	ST
	6 0000	02/18/2009	138 79	130 94	7 85	ST
194 0000 BRISTOL MYERS SQUIBB CO - 110122108 - MINOR = 50						
SOLD		03/30/2009	4057 06			
ACQ	194 0000	04/08/2003	4057 06	4409 62	-352 56	LT15
10 0000 BRISTOL MYERS SQUIBB CO - 110122108 - MINOR = 50						
SOLD		09/25/2009	224 59			
ACQ	10 0000	04/07/2009	224 59	204 36	20 23	ST
10 0000 BRITISH AMERN TOB PLC SPONSORED ADR - 110448107 - MINOR = 54						
SOLD		07/08/2009	546 48			
ACQ	10 0000	04/01/2009	546 48	466 20	80 28	ST
6 0000 BRITISH AMERN TOB PLC SPONSORED ADR - 110448107 - MINOR = 54						
SOLD		09/25/2009	373 25			
ACQ	6 0000	04/01/2009	373 25	279 72	93 53	ST
4 0000 BRITISH AMERN TOB PLC SPONSORED ADR - 110448107 - MINOR = 54						
SOLD		11/06/2009	259 91			
ACQ	4 0000	04/01/2009	259 91	186 48	73 43	ST
64 0000 BROADRIDGE FINL SOLUTIONS INC - 11133T103 - MINOR = 50						
SOLD		03/30/2009	1176 95			
ACQ	47 0000	12/08/2008	864 32	592 63	271 69	ST
	11 0000	12/11/2008	202 29	133 41	68 88	ST
	6 0000	01/02/2009	110 34	79 32	31 02	ST
10 0000 BROWN & BROWN INC - 115236101 - MINOR = 50						
SOLD		04/29/2009	193 99			
ACQ	10 0000	03/30/2009	193 99	186 40	7 59	ST
6 0000 BROWN & BROWN INC - 115236101 - MINOR = 50						
SOLD		08/13/2009	117 55			
ACQ	6 0000	03/30/2009	117 55	111 84	5 71	ST
16 0000 BROWN & BROWN INC - 115236101 - MINOR = 50						
SOLD		08/13/2009	313 49			
ACQ	16 0000	04/01/2009	313 49	293 44	20 05	ST
4 0000 BURLINGTON NORTHERN SANTA FE - 12189T104 - MINOR = 3100						
SOLD		07/08/2009	272 23			
ACQ	4 0000	03/30/2009	272 23	242 92	29 31	ST
7 0000 BURLINGTON NORTHERN SANTA FE - 12189T104 - MINOR = 3100						
SOLD		11/11/2009	683 60			
ACQ	7 0000	03/30/2009	683 60	425 11	258 49	ST
13 0000 BURLINGTON NORTHERN SANTA FE - 12189T104 - MINOR = 3100						
SOLD		11/11/2009	1269 54			
ACQ	13 0000	04/01/2009	1269 54	789 49	480 05	ST
13 0000 CVS CORPORATION (DEL) - 126650100 - MINOR = 50						
SOLD		04/29/2009	401 56			
ACQ	13 0000	01/11/2007	401 56	406 92	-5 36	LT15
21 0000 CVS CORPORATION (DEL) - 126650100 - MINOR = 50						
SOLD		09/08/2009	770 73			
ACQ	18 0000	01/09/2007	660 63	558 43	102 20	LT15
	3 0000	01/11/2007	110 10	93 91	16 19	LT15
1 0000 CVS CORPORATION (DEL) - 126650100 - MINOR = 50						
SOLD		10/26/2009	36 42			
ACQ	1 0000	01/09/2007	36 42	31 02	5 40	LT15
29 0000 CVS CORPORATION (DEL) - 126650100 - MINOR = 50						
SOLD		10/26/2009	1056 44			
ACQ	17 0000	01/09/2007	619 29	527 41	91 88	LT15
	12 0000	04/01/2009	437 15	335 28	101 87	ST
23 0000 CVS CORPORATION (DEL) - 126650100 - MINOR = 50						
SOLD		11/30/2009	714 36			
ACQ	23 0000	04/01/2009	714 36	642 62	71 74	ST
104 0000 CADBURY PLC SPONS ADR - 12721E102 - MINOR = 54						
SOLD		03/30/2009	3100 43			
ACQ	41 6000	04/08/2003	1240 17	1046 63	193 54	LT15
	1 0800	10/26/2004	32 20	40 63	-8 43	LT15
	10 8800	11/20/2006	324 35	509 72	-185 37	LT15
	17 1600	01/09/2007	511 57	821 06	-309 49	LT15
	9 7200	08/09/2007	289 77	524 18	-234 41	LT15
	8 3200	08/20/2007	248 03	419 47	-171 44	LT15
	10 2400	11/09/2007	305 27	586 39	-281 12	LT15
	5 0000	07/17/2008	149 06	243 90	-94 84	ST
20 0000 CAMERON INTL CORP - 13342B105 - MINOR = 50						
SOLD		03/30/2009	444 59			
ACQ	20 0000	06/15/2007	444 59	733 97	-289 38	LT15
8 0000 CAMERON INTL CORP - 13342B105 - MINOR = 50						
SOLD		07/08/2009	204 87			
ACQ	8 0000	06/15/2007	204 87	293 59	-88 72	LT15
6 0000 CAMERON INTL CORP - 13342B105 - MINOR = 50						
SOLD		11/06/2009	235 55			
ACQ	6 0000	06/15/2007	235 55	220 19	15 36	LT15
40 0000 CANON INC ADR REPRESENTING 5 SHARES - 138006309 - MINOR = 54						
SOLD		03/30/2009	1159 59			
ACQ	38 0000	04/08/2003	1101 61	905 67	195 94	LT15
	2 0000	09/05/2007	57 98	110 30	-52 32	LT15
5 0000 CANON INC ADR REPRESENTING 5 SHARES - 138006309 - MINOR = 54						
SOLD		11/06/2009	189 19			
ACQ	5 0000	07/16/2009	189 19	167 69	21 50	ST

ACCT 9046 4045006504
 FROM 01/01/2009
 TO 12/31/2009

COMERICA BANK
 STATEMENT OF CAPITAL GAINS AND LOSSES
 ST PIERRE FOUNDATION - ACC

PAGE 241

RUN 02/01/2010
 05 58 19 PM

TRUST YEAR ENDING 12/31/2009

TAX PREPARER 3793
 TRUST ADMINISTRATOR 1520
 INVESTMENT OFFICER 6686

LEGEND F - FEDERAL S - STATE I - INHERITED
 E - EXEMPT FROM STATE U - ACQ COST UNKNOWN

PROPERTY DESCRIPTION	SHARES	DATE	SALES PRICE	COST BASIS	GAIN/LOSS	TERM
21 0000 CAPITAL ONE FINANCIAL CORP - 14040H105 - MINOR = 3100						
SOLD		06/03/2009	499 60			
ACQ	21 0000	04/09/2009	499 60	372 95	126 65	ST
3 0000 CAPITAL ONE FINANCIAL CORP - 14040H105 - MINOR = 3100						
SOLD		07/07/2009	61 68			
ACQ	3 0000	04/09/2009	61 68	53 28	8 40	ST
21 0000 CAPITAL ONE FINANCIAL CORP - 14040H105 - MINOR = 3100						
SOLD		07/07/2009	431 79			
ACQ	21 0000	04/28/2009	431 79	344 17	87 62	ST
6 0000 CAPITAL ONE FINANCIAL CORP - 14040H105 - MINOR = 3100						
SOLD		11/06/2009	225 92			
ACQ	6 0000	04/28/2009	225 92	98 33	127 59	ST
25 0000 CARDINAL HEALTH INC - 14149Y108 - MINOR = 3100						
SOLD		03/30/2009	783 24			
ACQ	16 0000	10/04/2006	501 27	1056 77	-555 50	LT15
	9 0000	10/05/2006	281 97	597 14	-315 17	LT15
13 0000 CARMAX INC - 143130102 - MINOR = 50						
SOLD		10/06/2009	263 91			
ACQ	13 0000	03/30/2009	263 91	162 10	101 81	ST
7 0000 CARNIVAL CORP - 143658300 - MINOR = 54						
SOLD		11/06/2009	213 91			
ACQ	7 0000	09/29/2009	213 91	233 82	-19 91	ST
3000 0000 CATERPILLAR FINL SVCS CORP 4 5% 06/15/20 - 14911RAG4 - MINOR = 45						
SOLD		03/30/2009	3001 02			
ACQ	3000 0000	03/27/2008	3001 02	3046 26	-45 24	LT15
9 0000 CENTRAL EUROPEAN DISTR CORP - 153435102 - MINOR = 3100						
SOLD		11/06/2009	291 59			
ACQ	9 0000	08/26/2009	291 59	283 16	8 43	ST
103 0000 CENTRAL GARDEN & PET CO - 153527106 - MINOR = 50						
SOLD		03/30/2009	775 99			
ACQ	17 0000	02/09/2007	128 08	225 95	-97 87	LT15
	29 0000	02/12/2007	218 48	382 53	-164 05	LT15
	14 0000	12/19/2008	105 47	76 40	29 07	ST
	9 0000	12/23/2008	67 80	51 03	16 77	ST
	11 0000	01/14/2009	82 87	65 43	17 44	ST
	12 0000	02/02/2009	90 41	66 76	23 65	ST
	5 0000	02/05/2009	37 67	29 83	7 84	ST
	6 0000	02/06/2009	45 20	35 88	9 32	ST
67 0000 CENTRAL GARDEN & PET CO - 153527205 - MINOR = 50						
SOLD		03/30/2009	487 08			
ACQ	14 0000	12/19/2008	101 78	76 83	24 95	ST
	13 0000	12/24/2008	94 51	72 43	22 08	ST
	9 0000	01/05/2009	65 43	50 10	15 33	ST
	5 0000	01/07/2009	36 35	28 25	8 10	ST
	14 0000	01/14/2009	101 78	83 17	18 61	ST
	12 0000	02/05/2009	87 24	72 15	15 09	ST
133 0000 CENVEO INC - 15670S105 - MINOR = 50						
SOLD		03/30/2009	419 01			
ACQ	77 0000	07/26/2005	242 58	631 40	-388 82	LT15
	14 0000	07/25/2007	44 11	292 26	-248 15	LT15
	17 0000	08/09/2007	53 56	344 70	-291 14	LT15
	5 0000	08/28/2007	15 75	99 90	-84 15	LT15
	7 0000	02/21/2008	22 05	108 03	-85 98	LT15
	13 0000	07/03/2008	40 96	117 73	-76 77	ST
15 0000 CERNER CORP - 156782104 - MINOR = 3100						
SOLD		03/30/2009	655 22			
ACQ	15 0000	12/22/2005	655 22	681 95	-26 73	LT15
5 0000 CERNER CORP - 156782104 - MINOR = 3100						
SOLD		07/08/2009	285 56			
ACQ	5 0000	12/22/2005	285 56	227 32	58 24	LT15
4 0000 CERNER CORP - 156782104 - MINOR = 3100						
SOLD		11/04/2009	302 81			
ACQ	4 0000	12/22/2005	302 81	181 85	120 96	LT15
12 0000 CERNER CORP - 156782104 - MINOR = 3100						
SOLD		11/04/2009	908 44			
ACQ	12 0000	12/22/2005	908 44	545 57	362 87	LT15
104 0000 CHECKPOINT SYS INC - 162825103 - MINOR = 3100						
SOLD		03/30/2009	924 86			
ACQ	11 0000	05/27/2008	97 82	281 65	-183 83	ST
	12 0000	05/28/2008	106 71	306 24	-199 53	ST
	7 0000	06/02/2008	62 25	181 98	-119 73	ST
	4 0000	06/04/2008	35 57	102 28	-66 71	ST
	7 0000	06/05/2008	62 25	175 54	-113 29	ST
	4 0000	06/06/2008	35 57	97 60	-62 03	ST
	5 0000	06/12/2008	44 46	114 18	-69 72	ST
	2 0000	06/17/2008	17 79	45 69	-27 90	ST
	5 0000	06/18/2008	44 46	112 54	-68 08	ST
	5 0000	06/27/2008	44 46	105 70	-61 24	ST
	3 0000	07/11/2008	26 68	59 25	-32 57	ST
	6 0000	08/13/2008	53 36	128 53	-75 17	ST
	2 0000	08/21/2008	17 79	41 12	-23 33	ST
	4 0000	09/04/2008	35 57	83 94	-48 37	ST
	2 0000	09/09/2008	17 79	40 34	-22 55	ST
	3 0000	10/02/2008	26 68	54 91	-28 23	ST
	14 0000	01/13/2009	124 50	142 66	-18 16	ST
	3 0000	01/16/2009	26 68	28 40	-1 72	ST
	5 0000	01/22/2009	44 46	46 67	-2 21	ST

ACCT 9046 4045006504
 FROM 01/01/2009
 TO 12/31/2009

COMERICA BANK
 STATEMENT OF CAPITAL GAINS AND LOSSES
 ST PIERRE FOUNDATION - ACC

PAGE 242

RUN 02/01/2010
 05 58 19 PM

TRUST YEAR ENDING 12/31/2009

TAX PREPARER 3793
 TRUST ADMINISTRATOR 1520
 INVESTMENT OFFICER 6686

LEGEND F - FEDERAL S - STATE I - INHERITED
 E - EXEMPT FROM STATE U - ACQ COST UNKNOWN

PROPERTY DESCRIPTION	SHARES	DATE	SALES PRICE	COST BASIS	GAIN/LOSS	TERM
3 0000 CHEVRONTXACO CORP - 166764100 - MINOR = 50						
SOLD		11/06/2009	231 83			
ACQ	1 0000	09/05/2007	77 28	88 21	-10 93	LT15
	2 0000	12/08/2008	154 55	154 96	-0 41	ST
64 0000 CHUBB CORP - 171232101 - MINOR = 3100						
SOLD		03/30/2009	2635 50			
ACQ	37 0000	04/08/2003	1523 65	859 33	664 32	LT15
	19 0000	07/23/2008	782 41	923 13	-140 72	ST
	8 0000	10/14/2008	329 44	369 74	-40 30	ST
20 0000 CHUBB CORP - 171232101 - MINOR = 3100						
SOLD		04/28/2009	801 09			
ACQ	20 0000	04/01/2009	801 09	844 40	-43 31	ST
31 0000 CHUBB CORP - 171232101 - MINOR = 3100						
SOLD		04/28/2009	1241 70			
ACQ	31 0000	04/08/2003	1241 70	719 97	521 73	LT15
3000 0000 CHUBB CORP 5 75% 05/15/2018 - 171232AR2 - MINOR = 45						
SOLD		03/30/2009	2779 69			
ACQ	3000 0000	05/05/2008	2779 69	3006 48	-226 79	ST
1200 CHUNGHWA TELECOM CO LTD ADR - 17133Q403 - MINOR = 54						
SOLD		03/25/2009	2 27			
ACQ	1200	09/28/2005	2 27	2 15	0 12	LT15
50 0000 CHUNGHWA TELECOM CO LTD ADR - 17133Q403 - MINOR = 54						
SOLD		03/26/2009	869 94			
ACQ	50 0000	09/28/2005	869 94	897 21	-27 27	LT15
4 0000 CHURCH & DWIGHT INC - 171340102 - MINOR = 50						
SOLD		11/06/2009	230 47			
ACQ	4 0000	03/30/2009	230 47	208 56	21 91	ST
8 0000 CIRCOR INTL INC COM - 17273K109 - MINOR = 50						
SOLD		03/30/2009	179 59			
ACQ	1 0000	04/08/2003	22 45	13 05	9 40	LT15
	3 0000	10/02/2008	67 35	122 94	-55 59	ST
	4 0000	11/14/2008	89 80	92 74	-2 94	ST
112 0000 CISCO SYS INC - 17275R102 - MINOR = 50						
SOLD		03/30/2009	1814 49			
ACQ	33 0000	12/10/2003	534 63	777 81	-243 18	LT15
	14 0000	01/13/2004	226 81	377 56	-150 75	LT15
	7 0000	10/16/2006	113 41	172 94	-59 53	LT15
	58 0000	12/12/2008	939 65	989 85	-50 20	ST
20 0000 CISCO SYS INC - 17275R102 - MINOR = 50						
SOLD		07/08/2009	363 60			
ACQ	16 0000	12/10/2003	290 88	377 12	-86 24	LT15
	4 0000	03/21/2006	72 72	85 84	-13 12	LT15
17 0000 CISCO SYS INC - 17275R102 - MINOR = 50						
SOLD		09/25/2009	385 10			
ACQ	17 0000	03/21/2006	385 10	364 80	20 30	LT15
10 0000 CISCO SYS INC - 17275R102 - MINOR = 50						
SOLD		11/06/2009	238 10			
ACQ	10 0000	03/21/2006	238 10	214 59	23 51	LT15
3000 0000 CITIGROUP INC 5 125% 05/05/2014 - 172967CK5 - MINOR = 45						
SOLD		03/30/2009	2388 39			
ACQ	2000 0000	10/29/2004	1592 26	2062 68	-470 42	LT15
	1000 0000	05/24/2007	796 13	979 88	-183 75	LT15
11000 0000 CITIGROUP INC 4 125% 02/22/2010 - 172967CU3 - MINOR = 45						
SOLD		08/27/2009	11082 50			
ACQ	11000 0000	04/02/2009	11082 50	10670 00	412 50	ST
6 0000 CITY NATL CORP - 178566105 - MINOR = 50						
SOLD		09/25/2009	228 35			
ACQ	6 0000	06/22/2009	228 35	212 82	15 53	ST
6 0000 CLOROX CO - 189054109 - MINOR = 3100						
SOLD		03/30/2009	304 85			
ACQ	6 0000	10/30/2008	304 85	352 93	-48 08	ST
10 0000 CLOROX CO - 189054109 - MINOR = 3100						
SOLD		05/15/2009	511 91			
ACQ	10 0000	10/30/2008	511 91	588 21	-76 30	ST
4 0000 CLOROX CO - 189054109 - MINOR = 3100						
SOLD		11/06/2009	239 47			
ACQ	4 0000	10/30/2008	239 47	235 29	4 18	LT15
35 0000 COACH INC - 189754104 - MINOR = 3100						
SOLD		03/30/2009	569 44			
ACQ	35 0000	10/08/2008	569 44	636 65	-67 21	ST
59 0000 COCA-COLA CO DELAWARE COMMON STOCK - 191216100 - MINOR = 3100						
SOLD		03/30/2009	2573 15			
ACQ	57 0000	01/13/2005	2485 92	2335 26	150 66	LT15
	2 0000	12/21/2005	87 23	82 57	4 66	LT15
5000 0000 COCA COLA CO 5 35% 11/15/2017 - 191216AK6 - MINOR = 45						
SOLD		03/31/2009	5268 05			
ACQ	5000 0000	04/09/2008	5268 05	5216 05	52 00	ST
33 0000 COGNEX CORP - 192422103 - MINOR = 3100						
SOLD		03/30/2009	429 32			
ACQ	8 0000	05/01/2007	104 08	174 56	-70 48	LT15
	10 0000	09/11/2007	130 10	171 30	-41 20	LT15
	8 0000	09/11/2007	104 08	137 29	-33 21	LT15
	7 0000	10/04/2007	91 07	129 68	-38 61	LT15

ACCT 9046 4045006504
FROM 01/01/2009
TO 12/31/2009

COMERICA BANK
STATEMENT OF CAPITAL GAINS AND LOSSES
ST PIERRE FOUNDATION - ACC

PAGE 243

RUN 02/01/2010
05 58 19 PM

TRUST YEAR ENDING 12/31/2009

TAX PREPARER 3793
TRUST ADMINISTRATOR 1520
INVESTMENT OFFICER 6686

LEGEND F - FEDERAL S - STATE I - INHERITED
E - EXEMPT FROM STATE U - ACQ COST UNKNOWN

PROPERTY DESCRIPTION	SHARES	DATE	SALES PRICE	COST BASIS	GAIN/LOSS	TERM
20 0000 COGNIZANT TECHNOLOGY SOLUTIONS - 192446102 - MINOR = 3100						
SOLD		03/30/2009	402 88			
ACQ	20 0000	08/02/2005	402 88	493 45	-90 57	LT15
7 0000 COGNIZANT TECHNOLOGY SOLUTIONS - 192446102 - MINOR = 3100						
SOLD		07/08/2009	178 58			
ACQ	7 0000	08/02/2005	178 58	172 71	5 87	LT15
5 0000 COGNIZANT TECHNOLOGY SOLUTIONS - 192446102 - MINOR = 3100						
SOLD		11/06/2009	214 39			
ACQ	5 0000	08/02/2005	214 39	123 36	91 03	LT15
234 0000 COMCAST CORP CL A - 20030N101 - MINOR = 50						
SOLD		03/30/2009	3192 44			
ACQ	46 0000	01/24/2006	627 57	838 30	-210 73	LT15
	21 0000	04/03/2007	286 50	550 99	-264 49	LT15
	43 0000	04/09/2007	586 64	1146 33	-559 69	LT15
	9 0000	07/19/2007	122 79	259 76	-136 97	LT15
	12 0000	06/06/2008	163 71	266 26	-102 55	ST
	32 0000	07/16/2008	436 57	596 37	-159 80	ST
	71 0000	10/22/2008	968 65	1026 56	-57 91	ST
30 0000 COMCAST CORP CL A - 20030N101 - MINOR = 50						
SOLD		04/22/2009	423 10			
ACQ	24 0000	01/24/2006	338 48	437 37	-98 89	LT15
	6 0000	03/13/2006	84 62	104 68	-20 06	LT15
20 0000 COMCAST CORP CL A - 20030N101 - MINOR = 50						
SOLD		05/15/2009	287 93			
ACQ	20 0000	03/13/2006	287 93	348 92	-60 99	LT15
31 0000 COMCAST CORP CL A - 20030N101 - MINOR = 50						
SOLD		05/15/2009	446 29			
ACQ	31 0000	03/13/2006	446 29	540 82	-94 53	LT15
21 0000 COMCAST CORP CL A - 20030N101 - MINOR = 50						
SOLD		07/08/2009	283 78			
ACQ	21 0000	04/01/2009	283 78	289 09	-5 31	ST
49 0000 COMCAST CORP CL A - 20030N101 - MINOR = 50						
SOLD		08/20/2009	713 88			
ACQ	9 0000	03/13/2006	131 12	157 01	-25 89	LT15
	40 0000	04/01/2009	582 76	550 64	32 12	ST
23 0000 COMPANHIA DE BEBIDAS PR ADR - 20441W203 - MINOR = 54						
SOLD		03/30/2009	1075 70			
ACQ	23 0000	05/05/2008	1075 70	1841 00	-765 30	ST
0000 COMPANHIA DE BEBIDAS PR ADR - 20441W203 - MINOR = 54						
SOLD		06/22/2009	-0 21			
ACQ			-0 21		-0 21	ST
37 0000 COMPANHIA DE BEBIDAS PR ADR - 20441W203 - MINOR = 54						
SOLD		06/22/2009	1 92			
ACQ	37 0000		1 92		1 92	ST
6 0000 COMPANHIA DE BEBIDAS PR ADR - 20441W203 - MINOR = 54						
SOLD		07/08/2009	380 15			
ACQ	1 0000	05/05/2008	63 36	80 04	-16 68	LT15
	5 0000	06/06/2008	316 79	335 74	-18 95	LT15
3 0000 COMPANHIA DE BEBIDAS PR ADR - 20441W203 - MINOR = 54						
SOLD		11/06/2009	287 96			
ACQ	3 0000	06/06/2008	287 96	201 45	86 51	LT15
20 0000 CONOCOPHILLIPS COM - 20825C104 - MINOR = 50						
SOLD		03/30/2009	773 19			
ACQ	20 0000	10/22/2008	773 19	993 80	-220 61	ST
527 0000 CONSECO INC - 208464883 - MINOR = 3100						
SOLD		03/30/2009	364 83			
ACQ	27 0000	05/17/2004	18 69	472 25	-453 56	LT15
	2 0000	04/04/2005	1 38	39 68	-38 30	LT15
	4 0000	03/05/2007	2 77	79 12	-76 35	LT15
	13 0000	08/10/2007	9 00	185 91	-176 91	LT15
	10 0000	08/13/2007	6 92	149 54	-142 62	LT15
	20 0000	08/20/2007	13 85	280 37	-266 52	LT15
	6 0000	08/24/2007	4 15	85 29	-81 14	LT15
	6 0000	08/28/2007	4 15	83 85	-79 70	LT15
	6 0000	11/19/2007	4 15	82 24	-78 09	LT15
	7 0000	12/14/2007	4 85	87 68	-82 83	LT15
	6 0000	12/31/2007	4 15	73 63	-69 48	LT15
	3 0000	01/03/2008	2 08	35 98	-33 90	LT15
	12 0000	09/04/2008	8 31	106 50	-98 19	ST
	80 0000	09/18/2008	55 38	376 37	-320 99	ST
	52 0000	12/01/2008	36 00	148 87	-112 87	ST
	2 0000	12/02/2008	1 38	5 32	-3 94	ST
	30 0000	12/30/2008	20 77	107 81	-87 04	ST
	72 0000	01/13/2009	49 84	238 70	-188 86	ST
	11 0000	01/20/2009	7 62	33 94	-26 32	ST
	13 0000	01/22/2009	9 00	36 39	-27 39	ST
	28 0000	01/28/2009	19 38	78 42	-59 04	ST
	28 0000	01/30/2009	19 38	67 47	-48 09	ST
	7 0000	02/02/2009	4 85	15 10	-10 25	ST
	18 0000	02/03/2009	12 46	36 90	-24 44	ST
	23 0000	02/05/2009	15 92	46 00	-30 08	ST
	29 0000	02/10/2009	20 08	52 24	-32 16	ST
	12 0000	02/11/2009	8 31	20 99	-12 68	ST

ACCT 9046 4045006504
 FROM 01/01/2009
 TO 12/31/2009

COMERICA BANK
 STATEMENT OF CAPITAL GAINS AND LOSSES
 ST PIERRE FOUNDATION - ACC

RUN 02/01/2010
 05 58 19 PM

TRUST YEAR ENDING 12/31/2009

TAX PREPARER 3793
 TRUST ADMINISTRATOR 1520
 INVESTMENT OFFICER 6686

LEGEND F - FEDERAL S - STATE I - INHERITED
 E - EXEMPT FROM STATE U - ACQ COST UNKNOWN

PROPERTY DESCRIPTION	SHARES	DATE	SALES PRICE	COST BASIS	GAIN/LOSS	TERM
1 0000 COPART INC - 217204106 - MINOR = 3100						
SOLD		04/29/2009	31 47			
ACQ	1 0000	03/30/2009	31 47	29 90	1 57	ST
7 0000 COPART INC - 217204106 - MINOR = 3100						
SOLD		04/29/2009	220 37			
ACQ	6 0000	03/30/2009	188 89	179 38	9 51	ST
	1 0000	04/01/2009	31 48	29 07	2 41	ST
8 0000 COPART INC - 217204106 - MINOR = 3100						
SOLD		09/25/2009	262 87			
ACQ	8 0000	04/01/2009	262 87	232 54	30 33	ST
62 0000 CORN PRODS INTL INC - 219023108 - MINOR = 50						
SOLD		03/30/2009	1334 85			
ACQ	19 0000	10/23/2008	409 07	408 89	0 18	ST
	7 0000	10/27/2008	150 71	153 13	-2 42	ST
	7 0000	10/28/2008	150 71	141 61	9 10	ST
	10 0000	10/31/2008	215 30	243 35	-28 05	ST
	5 0000	01/30/2009	107 65	116 38	-8 73	ST
	4 0000	02/02/2009	86 12	85 46	0 66	ST
	5 0000	02/11/2009	107 65	118 66	-11 01	ST
	2 0000	02/12/2009	43 06	46 54	-3 48	ST
	3 0000	02/18/2009	64 59	63 54	1 05	ST
8 0000 COSTAR GROUP INC - 22160N109 - MINOR = 50						
SOLD		07/27/2009	282 31			
ACQ	8 0000	04/02/2009	282 31	259 12	23 19	ST
8 0000 COSTAR GROUP INC - 22160N109 - MINOR = 50						
SOLD		07/27/2009	282 31			
ACQ	8 0000	03/30/2009	282 31	238 32	43 99	ST
5 0000 COVANCE INC - 222816100 - MINOR = 50						
SOLD		08/13/2009	274 24			
ACQ	5 0000	03/30/2009	274 24	178 25	95 99	ST
7 0000 COVANCE INC - 222816100 - MINOR = 50						
SOLD		08/13/2009	383 94			
ACQ	7 0000	04/01/2009	383 94	246 12	137 82	ST
39 0000 COVANTA HLDG CORP - 22282E102 - MINOR = 50						
SOLD		03/30/2009	510 13			
ACQ	39 0000	07/21/2008	510 13	1132 44	-622 31	ST
22 0000 COVANTA HLDG CORP - 22282E102 - MINOR = 50						
SOLD		04/24/2009	301 01			
ACQ	22 0000	07/21/2008	301 01	638 82	-337 81	ST
25 0000 COVANTA HLDG CORP - 22282E102 - MINOR = 50						
SOLD		04/24/2009	342 06			
ACQ	3 0000	07/21/2008	41 05	87 11	-46 06	ST
	22 0000	04/07/2009	301 01	325 81	-24 80	ST
3 0000 CULLEN FROST - 229899109 - MINOR = 50						
SOLD		06/15/2009	140 80			
ACQ	3 0000	03/30/2009	140 80	137 40	3 40	ST
31 0000 CYTEC INDUSTRIES INC - 232820100 - MINOR = 3100						
SOLD		03/30/2009	446 10			
ACQ	20 0000	04/08/2003	287 81	573 00	-285 19	LT15
	7 0000	05/16/2005	100 73	283 38	-182 65	LT15
	1 0000	05/17/2005	14 39	40 69	-26 30	LT15
	3 0000	10/02/2008	43 17	111 50	-68 33	ST
11 0000 DBS GROUP HLDGS LTD SPONSORED ADR - 23304Y100 - MINOR = 54						
SOLD		07/08/2009	339 34			
ACQ	11 0000	05/04/2009	339 34	327 27	12 07	ST
9 0000 DBS GROUP HLDGS LTD SPONSORED ADR - 23304Y100 - MINOR = 54						
SOLD		11/06/2009	342 53			
ACQ	9 0000	05/04/2009	342 53	267 77	74 76	ST
9 0000 DANAHER CORP - 235851102 - MINOR = 50						
SOLD		03/30/2009	481 58			
ACQ	9 0000	02/09/2005	481 58	490 08	-8 50	LT15
3 0000 DANAHER CORP - 235851102 - MINOR = 50						
SOLD		09/25/2009	198 68			
ACQ	3 0000	04/01/2009	198 68	157 41	41 27	ST
6 0000 DARDEN RESTAURANTS INC - 237194105 - MINOR = 3100						
SOLD		09/25/2009	213 47			
ACQ	6 0000	04/17/2009	213 47	237 18	-23 71	ST
87 0000 DAYTON SUPERIOR CORP - 240028308 - MINOR = 50						
SOLD		03/30/2009	35 85			
ACQ	56 0000	12/20/2006	23 08	635 63	-612 55	LT15
	10 0000	02/20/2007	4 12	110 00	-105 88	LT15
	21 0000	02/27/2008	8 65	79 85	-71 20	LT15
7 0000 DEERE & CO - 244199105 - MINOR = 3100						
SOLD		07/08/2009	249 75			
ACQ	7 0000	04/01/2009	249 75	239 12	10 63	ST
4 0000 DEERE & CO - 244199105 - MINOR = 3100						
SOLD		11/11/2009	192 08			
ACQ	4 0000	04/01/2009	192 08	136 64	55 44	ST
11 0000 DEERE & CO - 244199105 - MINOR = 3100						
SOLD		11/11/2009	528 23			
ACQ	11 0000	03/30/2009	528 23	355 73	172 50	ST
3000 0000 JOHN DEERE CAP 7 000% DUE 03/15/2012 - 244217BG9 - MINOR = 45						
SOLD		03/30/2009	3166 65			
ACQ	3000 0000	05/14/2008	3166 65	3256 47	-89 82	ST

ACCT 9046 4045006504
 FROM 01/01/2009
 TO 12/31/2009

COMERICA BANK
 STATEMENT OF CAPITAL GAINS AND LOSSES
 ST PIERRE FOUNDATION - ACC

PAGE 245

RUN 02/01/2010
 05 58 19 PM

TRUST YEAR ENDING 12/31/2009

TAX PREPARER 3793
 TRUST ADMINISTRATOR 1520
 INVESTMENT OFFICER 6686

LEGEND F - FEDERAL S - STATE I - INHERITED
 E - EXEMPT FROM STATE U - ACQ COST UNKNOWN

PROPERTY DESCRIPTION	SHARES	DATE	SALES PRICE	COST BASIS	GAIN/LOSS	TERM
142 0000 DELL INC - 24702R101 - MINOR = 3100						
SOLD		03/30/2009	1342 20			
ACQ	33 0000	02/17/2006	311 92		-694 75	LT15
	49 0000	02/21/2007	463 15	1186 21	-723 06	LT15
	60 0000	12/12/2008	567 13	671 47	-104 34	ST
411 0000 DENNY'S CORP - 24869P104 - MINOR = 50						
SOLD		03/30/2009	690 47			
ACQ	71 0000	12/02/2004	119 28	319 50	-200 22	LT15
	83 0000	01/26/2005	139 44	361 70	-222 26	LT15
	5 0000	01/26/2005	8 40	22 39	-13 99	LT15
	29 0000	05/02/2005	48 72	120 09	-71 37	LT15
	35 0000	09/07/2005	58 80	128 66	-69 86	LT15
	23 0000	11/16/2005	38 64	87 40	-48 76	LT15
	26 0000	01/31/2006	43 68	103 38	-59 70	LT15
	15 0000	02/07/2006	25 20	63 00	-37 80	LT15
	36 0000	03/21/2006	60 48	161 39	-100 91	LT15
	9 0000	09/05/2007	15 12	35 29	-20 17	LT15
	14 0000	01/28/2008	23 52	45 90	-22 38	LT15
	65 0000	02/13/2009	109 20	139 75	-30 55	ST
7 0000 DENTSPLY INTERNATIONAL INC - 249030107 - MINOR = 50						
SOLD		07/08/2009	197 48			
ACQ	7 0000	03/30/2009	197 48	183 58	13 90	ST
7 0000 DESARROLLADORA HOMEX-ADR - 25030W100 - MINOR = 54						
SOLD		07/08/2009	186 75			
ACQ	7 0000	04/15/2009	186 75	163 39	23 36	ST
6 0000 DESARROLLADORA HOMEX-ADR - 25030W100 - MINOR = 54						
SOLD		11/06/2009	200 33			
ACQ	6 0000	04/15/2009	200 33	140 05	60 28	ST
70 0000 DEUTSCHE TELEKOM AGSPON ADR - 251566105 - MINOR = 54						
SOLD		05/04/2009	785 24			
ACQ	70 0000	04/01/2009	785 24	884 03	-98 79	ST
71 0000 DEUTSCHE TELEKOM AGSPON ADR - 251566105 - MINOR = 54						
SOLD		05/04/2009	796 46			
ACQ	70 0000	03/30/2009	785 24	839 93	-54 69	ST
	1 0000	04/01/2009	11 22	12 63	-1 41	ST
4 0000 DEVON ENERGY CORPORATION - 25179M103 - MINOR = 50						
SOLD		07/07/2009	199 91			
ACQ	4 0000	04/27/2009	199 91	203 36	-3 45	ST
6 0000 DEVON ENERGY CORPORATION - 25179M103 - MINOR = 50						
SOLD		07/07/2009	299 87			
ACQ	4 0000	03/30/2009	199 91	177 52	22 39	ST
	2 0000	04/27/2009	99 96	101 68	-1 72	ST
11 0000 DIAGEO PLC SPNSRD ADR NEW - 25243Q205 - MINOR = 54						
SOLD		07/08/2009	621 70			
ACQ	11 0000	04/01/2009	621 70	500 72	120 98	ST
16 0000 DIAGEO PLC SPNSRD ADR NEW - 25243Q205 - MINOR = 54						
SOLD		08/27/2009	992 81			
ACQ	16 0000	04/01/2009	992 81	728 32	264 49	ST
6 0000 DIAGEO PLC SPNSRD ADR NEW - 25243Q205 - MINOR = 54						
SOLD		09/01/2009	372 02			
ACQ	6 0000	04/01/2009	372 02	273 12	98 90	ST
11 0000 DIAGEO PLC SPNSRD ADR NEW - 25243Q205 - MINOR = 54						
SOLD		09/01/2009	682 04			
ACQ	6 0000	03/30/2009	372 02	259 61	112 41	ST
	5 0000	04/01/2009	310 02	227 60	82 42	ST
15 0000 DIAGEO PLC SPNSRD ADR NEW - 25243Q205 - MINOR = 54						
SOLD		09/11/2009	942 44			
ACQ	15 0000	03/30/2009	942 44	649 03	293 41	ST
4 0000 DIAGEO PLC SPNSRD ADR NEW - 25243Q205 - MINOR = 54						
SOLD		11/06/2009	265 87			
ACQ	4 0000	03/30/2009	265 87	173 07	92 80	ST
1 0000 DIAMOND OFFSHORE DRILLING INC - 25271C102 - MINOR = 50						
SOLD		07/07/2009	76 29			
ACQ	1 0000	03/30/2009	76 29	64 55	11 74	ST
11 0000 DIAMOND OFFSHORE DRILLING INC - 25271C102 - MINOR = 50						
SOLD		07/07/2009	839 24			
ACQ	10 0000	03/30/2009	762 95	645 49	117 46	ST
	1 0000	04/01/2009	76 29	63 43	12 86	ST
2 0000 DIAMOND OFFSHORE DRILLING INC - 25271C102 - MINOR = 50						
SOLD		11/06/2009	194 03			
ACQ	2 0000	04/01/2009	194 03	126 86	67 17	ST
9 0000 DIAMOND OFFSHORE DRILLING INC - 25271C102 - MINOR = 50						
SOLD		11/11/2009	912 39			
ACQ	9 0000	04/01/2009	912 39	570 87	341 52	ST
41 0000 DIRECTV GROUP INC - 25459L106 - MINOR = 3100						
SOLD		03/30/2009	914 79			
ACQ	41 0000	07/25/2008	914 79	1094 91	-180 12	ST
9 0000 DIRECTV GROUP INC - 25459L106 - MINOR = 3100						
SOLD		07/08/2009	208 18			
ACQ	9 0000	07/25/2008	208 18	240 35	-32 17	ST
9 0000 DIRECTV GROUP INC - 25459L106 - MINOR = 3100						
SOLD		11/06/2009	257 75			
ACQ	9 0000	07/25/2008	257 75	240 35	17 40	LT15

ACCT 9046 4045006504
 FROM 01/01/2009
 TO 12/31/2009

COMERICA BANK
 STATEMENT OF CAPITAL GAINS AND LOSSES
 ST PIERRE FOUNDATION - ACC

RUN 02/01/2010
 05 58 19 PM

TRUST YEAR ENDING 12/31/2009

TAX PREPARER 3793
 TRUST ADMINISTRATOR 1520
 INVESTMENT OFFICER 6686

LEGEND F - FEDERAL S - STATE I - INHERITED
 E - EXEMPT FROM STATE U - ACQ COST UNKNOWN

PROPERTY DESCRIPTION	SHARES	DATE	SALES PRICE	COST BASIS	GAIN/LOSS	TERM
6000 0000 DISNEY WALT CO 4 7% 12/01/2012 - 254687AV8 - MINOR = 45						
SOLD		03/30/2009	6177 96			
ACQ	6000 0000	01/05/2008	6177 96	6129 66	48 30	LT15
65 0000 DISCOVER FINL SVCS - 254709108 - MINOR = 50						
SOLD		10/16/2009	977 39			
ACQ	65 0000	05/15/2009	977 39	559 82	417 57	ST
71 0000 DOLAN MEDIA CO - 25659P402 - MINOR = 50						
SOLD		03/30/2009	514 74			
ACQ	21 0000	08/02/2007	152 25	367 95	-215 70	LT15
	14 0000	05/21/2008	101 50	230 97	-129 47	ST
	5 0000	06/26/2008	36 25	95 60	-59 35	ST
	6 0000	08/20/2008	43 50	102 00	-58 50	ST
	3 0000	09/02/2008	21 75	45 05	-23 30	ST
	4 0000	09/03/2008	29 00	60 00	-31 00	ST
	7 0000	09/08/2008	50 75	102 70	-51 95	ST
	11 0000	09/19/2008	79 75	133 28	-53 53	ST
20 0000 DOLBY LABORATORIES INC CL A - 25659T107 - MINOR = 3100						
SOLD		03/30/2009	666 19			
ACQ	20 0000	01/26/2009	666 19	548 49	117 70	ST
6 0000 DOLBY LABORATORIES INC CL A - 25659T107 - MINOR = 3100						
SOLD		09/25/2009	228 39			
ACQ	6 0000	04/01/2009	228 39	208 26	20 13	ST
11000 0000 DOMINION RESOURCES INC 5 7% 09/17/2012 - 257469AF3 - MINOR = 45						
SOLD		10/27/2009	11990 99			
ACQ	11000 0000	04/02/2009	11990 99	11444 95	546 04	ST
5 0000 DONALDSON INC - 257651109 - MINOR = 3100						
SOLD		06/17/2009	174 77			
ACQ	5 0000	04/02/2009	174 77	149 80	24 97	ST
6 0000 DONALDSON INC - 257651109 - MINOR = 3100						
SOLD		06/17/2009	209 72			
ACQ	5 0000	03/30/2009	174 77	133 60	41 17	ST
	1 0000	04/02/2009	34 95	29 96	4 99	ST
78 0000 DR PEPPER SNAPPLE GROUP - 26138E109 - MINOR = 54						
SOLD		03/30/2009	1308 05			
ACQ	31 2000	04/08/2003	523 22	394 42	128 80	LT15
	5600	10/26/2004	9 39	10 59	-1 20	LT15
	8 1600	11/20/2006	136 84	192 08	-55 24	LT15
	12 9600	01/09/2007	217 34	311 57	-94 23	LT15
	1600	01/23/2007	2 68	4 03	-1 35	LT15
	11 0400	08/09/2007	185 14	299 14	-114 00	LT15
	6 2400	08/20/2007	104 64	158 08	-53 44	LT15
	7 6800	11/09/2007	128 79	220 98	-92 19	LT15
83 0000 DU PONT E I DE NEMOURS & CO - 263534109 - MINOR = 50						
SOLD		03/30/2009	1814 40			
ACQ	37 0000	11/06/2003	808 83	1480 94	-672 11	LT15
	27 0000	07/30/2004	590 23	1153 48	-563 25	LT15
	19 0000	10/27/2004	415 34	812 24	-396 90	LT15
5000 0000 DU PONT E I DE NEMOURS & CO 5% 07/15/201 - 263534BU2 - MINOR = 45						
SOLD		03/30/2009	5139 55			
ACQ	5000 0000	07/29/2008	5139 55	4991 85	147 70	ST
129 0000 EMC CORP COMMON STOCK - 268648102 - MINOR = 50						
SOLD		03/30/2009	1435 76			
ACQ	1 0000	03/28/2006	11 13	13 46	-2 33	LT15
	68 0000	05/12/2006	756 83	886 04	-129 21	LT15
	46 0000	05/22/2006	511 98	582 50	-70 52	LT15
	14 0000	07/17/2008	155 82	177 10	-21 28	ST
31 0000 ENI S P A SPON ADR - 26874R108 - MINOR = 54						
SOLD		03/30/2009	1159 70			
ACQ	25 0000	04/08/2003	935 24	708 95	226 29	LT15
	6 0000	12/08/2008	224 46	263 34	-38 88	ST
7 0000 E ON AG SPON ADR - 268780103 - MINOR = 54						
SOLD		07/08/2009	225 46			
ACQ	7 0000	04/01/2009	225 46	193 06	32 40	ST
5 0000 E ON AG SPON ADR - 268780103 - MINOR = 54						
SOLD		11/06/2009	194 24			
ACQ	5 0000	04/01/2009	194 24	137 90	56 34	ST
149 0000 EBAY INC - 278642103 - MINOR = 50						
SOLD		03/30/2009	1856 85			
ACQ	47 0000	07/17/2008	585 72	1146 03	-560 31	ST
	64 0000	10/09/2008	797 57	1076 72	-279 15	ST
	38 0000	12/12/2008	473 56	537 76	-64 20	ST
23 0000 ECOLAB INC - 278865100 - MINOR = 3100						
SOLD		03/30/2009	785 67			
ACQ	23 0000	07/07/2004	785 67	711 69	73 98	LT15
6 0000 ECOLAB INC - 278865100 - MINOR = 3100						
SOLD		07/08/2009	225 59			
ACQ	6 0000	07/07/2004	225 59	185 66	39 93	LT15
6 0000 ECOLAB INC - 278865100 - MINOR = 3100						
SOLD		11/06/2009	270 97			
ACQ	6 0000	07/07/2004	270 97	185 66	85 31	LT15
9 0000 EDISON INTERNATIONAL - 281020107 - MINOR = 50						
SOLD		04/15/2009	251 95			
ACQ	9 0000	04/01/2009	251 95	259 74	-7 79	ST

ACCT 9046 4045006504
 FROM 01/01/2009
 TO 12/31/2009

COMERICA BANK
 STATEMENT OF CAPITAL GAINS AND LOSSES
 ST PIERRE FOUNDATION - ACC

RUN 02/01/2010
 05 58 19 PM

TRUST YEAR ENDING 12/31/2009

TAX PREPARER 3793
 TRUST ADMINISTRATOR 1520
 INVESTMENT OFFICER 6686

LEGEND F - FEDERAL S - STATE I - INHERITED
 E - EXEMPT FROM STATE U - ACQ COST UNKNOWN

PROPERTY DESCRIPTION	SHARES	DATE	SALES PRICE	COST BASIS	GAIN/LOSS	TERM
32 0000 EDISON INTERNATIONAL - 281020107 - MINOR = 50						
SOLD		04/15/2009	895 83			
ACQ	9 0000	03/30/2009	251 95	253 76	-1 81	ST
	23 0000	04/01/2009	643 88	663 78	-19 90	ST
21 0000 EDISON INTERNATIONAL - 281020107 - MINOR = 50						
SOLD		06/03/2009	614 09			
ACQ	21 0000	03/30/2009	614 09	592 11	21 98	ST
4 0000 EMERSON ELEC CO - 291011104 - MINOR = 50						
SOLD		03/30/2009	110 77			
ACQ	4 0000	06/14/2007	110 77	193 63	-82 86	LT15
15 0000 EMERSON ELEC CO - 291011104 - MINOR = 50						
SOLD		07/08/2009	461 53			
ACQ	15 0000	06/14/2007	461 53	726 11	-264 58	LT15
16 0000 EMERSON ELEC CO - 291011104 - MINOR = 50						
SOLD		08/20/2009	560 40			
ACQ	16 0000	06/14/2007	560 40	774 52	-214 12	LT15
28 0000 EMERSON ELEC CO - 291011104 - MINOR = 50						
SOLD		08/20/2009	980 70			
ACQ	15 0000	06/14/2007	525 38	726 12	-200 75	LT15
	13 0000	04/01/2009	455 33	382 07	73 26	ST
73 0000 EMPLOYERS HLDGS INC - 292218104 - MINOR = 50						
SOLD		03/30/2009	693 49			
ACQ	39 0000	01/31/2007	370 49	771 67	-401 18	LT15
	6 0000	02/01/2007	57 00	118 54	-61 54	LT15
	9 0000	03/14/2007	85 50	175 38	-89 88	LT15
	5 0000	07/25/2007	47 50	94 81	-47 31	LT15
	9 0000	11/14/2007	85 50	166 97	-81 47	LT15
	3 0000	02/22/2008	28 50	46 67	-18 17	LT15
	2 0000	07/09/2008	19 00	36 64	-17 64	ST
5 0000 ENERGEN CORP - 29265N108 - MINOR = 50						
SOLD		07/08/2009	179 44			
ACQ	5 0000	04/01/2009	179 44	147 25	32 19	ST
11 0000 ENERGEN CORP - 29265N108 - MINOR = 50						
SOLD		08/27/2009	473 90			
ACQ	11 0000	04/01/2009	473 90	323 95	149 95	ST
2 0000 ENERGEN CORP - 29265N108 - MINOR = 50						
SOLD		09/25/2009	84 74			
ACQ	2 0000	04/01/2009	84 74	58 90	25 84	ST
18 0000 ENERGEN CORP - 29265N108 - MINOR = 50						
SOLD		09/25/2009	762 74			
ACQ	18 0000	03/30/2009	762 74	513 00	249 74	ST
51 0000 EPICOR SOFTWARE CORP - 29426L108 - MINOR = 3100						
SOLD		03/30/2009	197 87			
ACQ	18 0000	01/16/2008	69 84	210 31	-140 47	LT15
	2 0000	01/22/2008	7 76	20 99	-13 23	LT15
	2 0000	01/23/2008	7 76	21 14	-13 38	LT15
	29 0000	04/17/2008	112 51	237 72	-125 21	ST
23 0000 ERICSSON LM TEL-SP ADR - 294821608 - MINOR = 54						
SOLD		11/06/2009	235 53			
ACQ	23 0000	06/22/2009	235 53	214 82	20 71	ST
7 0000 EXPEDITORS INTERNATIONAL - 302130109 - MINOR = 50						
SOLD		05/12/2009	226 88			
ACQ	7 0000	03/30/2009	226 88	193 97	32 91	ST
8 0000 EXPEDITORS INTERNATIONAL - 302130109 - MINOR = 50						
SOLD		05/12/2009	259 30			
ACQ	8 0000	04/01/2009	259 30	221 60	37 70	ST
12 0000 EXPRESS SCRIPTS INC CL A - 302182100 - MINOR = 3100						
SOLD		03/30/2009	539 66			
ACQ	12 0000	12/14/2007	539 66	852 18	-312 52	LT15
14 0000 EXPRESS SCRIPTS INC CL A - 302182100 - MINOR = 3100						
SOLD		04/24/2009	822 03			
ACQ	14 0000	12/14/2007	822 03	994 21	-172 18	LT15
1 0000 EXPRESS SCRIPTS INC CL A - 302182100 - MINOR = 3100						
SOLD		07/08/2009	66 74			
ACQ	1 0000	12/14/2007	66 74	71 02	-4 28	LT15
2 0000 EXPRESS SCRIPTS INC CL A - 302182100 - MINOR = 3100						
SOLD		07/08/2009	133 50			
ACQ	2 0000	12/14/2007	133 50	142 03	-8 53	LT15
2 0000 EXPRESS SCRIPTS INC CL A - 302182100 - MINOR = 3100						
SOLD		11/06/2009	170 47			
ACQ	2 0000	12/14/2007	170 47	142 03	28 44	LT15
52 0000 EXTERRAN HLDGS INC - 30225X103 - MINOR = 50						
SOLD		03/30/2009	837 71			
ACQ	10 0000	04/08/2003	161 10	171 70	-10 60	LT15
	12 0000	10/07/2008	193 32	290 10	-96 78	ST
	4 0000	10/08/2008	64 44	95 41	-30 97	ST
	4 0000	10/14/2008	64 44	102 64	-38 20	ST
	5 0000	10/22/2008	80 55	99 71	-19 16	ST
	4 0000	10/23/2008	64 44	76 74	-12 30	ST
	5 0000	12/02/2008	80 55	82 32	-1 77	ST
	6 0000	12/03/2008	96 66	99 14	-2 48	ST
	2 0000	01/15/2009	32 22	42 25	-10 03	ST
3 0000 EXXON MOBIL CORP COMMON STOCK - 30231G102 - MINOR = 3100						
SOLD		09/25/2009	205 76			
ACQ	3 0000	09/08/2009	205 76	212 13	-6 37	ST

ACCT 9046 4045006504
 FROM 01/01/2009
 TO 12/31/2009

COMERICA BANK
 STATEMENT OF CAPITAL GAINS AND LOSSES
 ST PIERRE FOUNDATION - ACC

PAGE 248
 RUN 02/01/2010
 05 58 19 PM

TRUST YEAR ENDING 12/31/2009

TAX PREPARER 3793
 TRUST ADMINISTRATOR 1520
 INVESTMENT OFFICER 6686

LEGEND F - FEDERAL S - STATE I - INHERITED
 E - EXEMPT FROM STATE U - ACQ COST UNKNOWN

PROPERTY DESCRIPTION	SHARES	DATE	SALES PRICE	COST BASIS	GAIN/LOSS	TERM
1 0000 EXXON MOBIL CORP COMMON STOCK - 30231G102 - MINOR = 3100						
SOLD		11/06/2009	72 29			
ACQ	1 0000	09/08/2009	72 29	70 71	1 58	ST
2 0000 EXXON MOBIL CORP COMMON STOCK - 30231G102 - MINOR = 3100						
SOLD		11/06/2009	144 60			
ACQ	1 0000	04/01/2009	72 30	68 73	3 57	ST
ACQ	1 0000	09/08/2009	72 30	70 71	1 59	ST
6 0000 FMC TECHNOLOGIES INC - 30249U101 - MINOR = 3100						
SOLD		09/25/2009	310 95			
ACQ	6 0000	03/30/2009	310 95	190 62	120 33	ST
9 0000 FMC TECHNOLOGIES INC - 30249U101 - MINOR = 3100						
SOLD		11/16/2009	526 85			
ACQ	9 0000	03/30/2009	526 85	285 92	240 93	ST
4 0000 FMC TECHNOLOGIES INC - 30249U101 - MINOR = 3100						
SOLD		12/17/2009	228 78			
ACQ	4 0000	04/01/2009	228 78	126 04	102 74	ST
10000 0000 FPL GROUP 5 625% 09/01/2011 - 302570AV8 - MINOR = 45						
SOLD		08/20/2009	10754 20			
ACQ	10000 0000	04/03/2009	10754 20	10693 84	60 36	ST
13 0000 FTI CONSULTING INC - 302941109 - MINOR = 50						
SOLD		03/30/2009	635 04			
ACQ	13 0000	06/27/2008	635 04	901 63	-266 59	ST
4 0000 FTI CONSULTING INC - 302941109 - MINOR = 50						
SOLD		07/08/2009	203 95			
ACQ	4 0000	06/27/2008	203 95	277 42	-73 47	LT15
9 0000 FTI CONSULTING INC - 302941109 - MINOR = 50						
SOLD		11/04/2009	382 48			
ACQ	9 0000	04/01/2009	382 48	431 91	-49 43	ST
14 0000 FTI CONSULTING INC - 302941109 - MINOR = 50						
SOLD		11/04/2009	594 96			
ACQ	10 0000	06/27/2008	424 97	693 56	-268 59	LT15
ACQ	4 0000	04/01/2009	169 99	191 96	-21 97	ST
3 0000 FACTSET RESEARCH SYSTEMS INC - 303075105 - MINOR = 3100						
SOLD		09/25/2009	197 93			
ACQ	3 0000	04/01/2009	197 93	144 75	53 18	ST
28 0000 FAMILY DOLLAR STORES - 307000109 - MINOR = 3100						
SOLD		03/30/2009	943 59			
ACQ	28 0000	10/30/2008	943 59	756 12	187 47	ST
7 0000 FAMILY DOLLAR STORES - 307000109 - MINOR = 3100						
SOLD		07/08/2009	218 18			
ACQ	7 0000	04/01/2009	218 18	230 02	-11 84	ST
16 0000 FAMILY DOLLAR STORES - 307000109 - MINOR = 3100						
SOLD		09/29/2009	415 88			
ACQ	16 0000	04/01/2009	415 88	525 76	-109 88	ST
33 0000 FAMILY DOLLAR STORES - 307000109 - MINOR = 3100						
SOLD		09/29/2009	857 76			
ACQ	33 0000	10/30/2008	857 76	891 14	-33 38	ST
6 0000 FASTENAL CO - 311900104 - MINOR = 50						
SOLD		06/17/2009	202 01			
ACQ	6 0000	04/01/2009	202 01	194 52	7 49	ST
7 0000 FASTENAL CO - 311900104 - MINOR = 50						
SOLD		06/17/2009	235 68			
ACQ	6 0000	03/30/2009	202 01	190 62	11 39	ST
ACQ	1 0000	04/01/2009	33 67	32 42	1 25	ST
6000 0000 FEDERAL HOME LN MTG CORP 4 5% 01/15/2013 - 3134A4SA3 - MINOR = 32						
SOLD		03/30/2009	6546 84			
ACQ	3000 0000	04/09/2003	3273 42	3041 83	231 59	LT15
ACQ	1000 0000	02/23/2005	1091 14	1005 60	85 54	LT15
ACQ	1000 0000	06/29/2006	1091 14	941 71	149 43	LT15
ACQ	1000 0000	01/31/2007	1091 14	966 96	124 18	LT15
10000 0000 FEDERAL HOME LN MTG CORP 4 125% 10/18/20 - 3134A4VE1 - MINOR = 32						
SOLD		12/18/2009	10307 30			
ACQ	8000 0000	04/02/2009	8245 84	8365 37	-119 53	ST
ACQ	2000 0000	10/02/2009	2061 46	2076 96	-15 50	ST
2000 0000 FEDERAL NATL MTG ASSN 4 375% 09/15/2012 - 31359MPP4 - MINOR = 32						
SOLD		11/10/2009	2154 63			
ACQ	2000 0000	04/02/2009	2154 63	2166 96	-12 33	ST
3000 0000 FEDERAL NATL MTG ASSN 4 625% 10/15/2013 - 31359MTG8 - MINOR = 32						
SOLD		03/30/2009	3280 80			
ACQ	3000 0000	03/03/2005	3280 80	2994 42	286 38	LT15
19000 0000 FEDERAL NATL MTG ASSN 4 625% 10/15/2014 - 31359MWJ8 - MINOR = 32						
SOLD		12/23/2009	20662 50			
ACQ	19000 0000	04/02/2009	20662 50	20985 25	-322 75	ST
5 0000 FIRSTENERGY CORP - 337932107 - MINOR = 50						
SOLD		07/08/2009	185 64			
ACQ	5 0000	03/30/2009	185 64	193 28	-7 64	ST
9 0000 FIRSTENERGY CORP - 337932107 - MINOR = 50						
SOLD		09/25/2009	411 10			
ACQ	9 0000	03/30/2009	411 10	347 91	63 19	ST
8 0000 FIRSTENERGY CORP - 337932107 - MINOR = 50						
SOLD		10/26/2009	359 85			
ACQ	8 0000	03/30/2009	359 85	309 26	50 59	ST
24 0000 FIRSTENERGY CORP - 337932107 - MINOR = 50						
SOLD		10/26/2009	1079 54			
ACQ	24 0000	04/01/2009	1079 54	926 16	153 38	ST

ACCT 9046 4045006504
 FROM 01/01/2009
 TO 12/31/2009

COMERICA BANK
 STATEMENT OF CAPITAL GAINS AND LOSSES
 ST PIERRE FOUNDATION - ACC

PAGE 249
 RUN 02/01/2010
 05 58 19 PM

TRUST YEAR ENDING 12/31/2009

TAX PREPARER 3793
 TRUST ADMINISTRATOR 1520
 INVESTMENT OFFICER 6686

LEGEND F - FEDERAL S - STATE I - INHERITED
 E - EXEMPT FROM STATE U - ACQ COST UNKNOWN

PROPERTY DESCRIPTION	SHARES	DATE	SALES PRICE	COST BASIS	GAIN/LOSS	TERM
13 0000 FLOWSERVE CORP - 34354P105 - MINOR = 3100						
SOLD		03/30/2009	714 86			
ACQ	6 0000	05/16/2008	329 94	771 53	-441 59	ST
	7 0000	06/06/2008	384 92	963 88	-578 96	ST
3 0000 FLOWSERVE CORP - 34354P105 - MINOR = 3100						
SOLD		11/06/2009	298 61			
ACQ	3 0000	05/16/2008	298 61	385 77	-87 16	LT15
13 0000 FOMENTO ECONOMIC MEX SPON ADR 1 UNIT (UNIT CONSISTS OF 1 SER B - 344419106 - MINOR = 54						
SOLD		07/08/2009	403 63			
ACQ	13 0000	04/01/2009	403 63	327 99	75 64	ST
23 0000 FOMENTO ECONOMIC MEX SPON ADR 1 UNIT (UNIT CONSISTS OF 1 SER B - 344419106 - MINOR = 54						
SOLD		08/26/2009	883 63			
ACQ	23 0000	04/01/2009	883 63	580 29	303 34	ST
6 0000 FOMENTO ECONOMIC MEX SPON ADR 1 UNIT (UNIT CONSISTS OF 1 SER B - 344419106 - MINOR = 54						
SOLD		09/25/2009	218 63			
ACQ	6 0000	04/01/2009	218 63	151 38	67 25	ST
22 0000 FOREST CITY ENTERPRISES INC CL A - 345550107 - MINOR = 50						
SOLD		10/06/2009	274 01			
ACQ	22 0000	04/20/2009	274 01	155 08	118 93	ST
67 0000 FORESTAR REAL ESTATE GROUP INC - 346233109 - MINOR = 50						
SOLD		03/30/2009	494 45			
ACQ	23 0000	01/07/2009	169 74	191 85	-22 11	ST
	17 0000	02/11/2009	125 46	153 00	-27 54	ST
	27 0000	02/18/2009	199 26	231 03	-31 77	ST
20 0000 FORTUNE BRANDS INC - 349631101 - MINOR = 3100						
SOLD		03/30/2009	491 80			
ACQ	12 0000	12/01/2008	295 08	434 79	-139 71	ST
	8 0000	12/08/2008	196 72	323 74	-127 02	ST
43 0000 FORWARD AIR CORP - 349853101 - MINOR = 3100						
SOLD		03/30/2009	687 32			
ACQ	26 0000	05/21/2007	415 59	903 76	-488 17	LT15
	2 0000	01/30/2008	31 97	58 98	-27 01	LT15
	2 0000	03/10/2008	31 97	63 29	-31 32	LT15
	2.0000	09/17/2008	31 97	62 38	-30 41	ST
	2 0000	09/18/2008	31 97	59 51	-27 54	ST
	4 0000	10/02/2008	63 94	98 04	-34 10	ST
	5 0000	11/18/2008	79 92	110 66	-30 74	ST
12 0000 FOSTERS BREWING GRP LTD SPON ADR ONE ADR REPRESENTS 1 66 ORD SHAR - 350258307 - MINOR = 54						
SOLD		05/18/2009	45 26			
ACQ	12 0000	08/16/2004	45 26	40 04	5 22	LT15
258 0000 FOSTERS BREWING GRP LTD SPON ADR ONE ADR REPRESENTS 1 66 ORD SHAR - 350258307 - MINOR = 54						
SOLD		05/18/2009	973 30			
ACQ	134 0000	08/16/2004	505 51	447 14	58 37	LT15
	13 0000	09/21/2004	49 04	43 29	5 75	LT15
	111 0000	04/01/2009	418 75	386 28	32 47	ST
47 0000 FOSTERS BREWING GRP LTD SPON ADR ONE ADR REPRESENTS 1 66 ORD SHAR - 350258307 - MINOR = 54						
SOLD		07/08/2009	179 06			
ACQ	47 0000	04/01/2009	179 06	163 56	15 50	ST
66 0000 FOSTERS BREWING GRP LTD SPON ADR ONE ADR REPRESENTS 1 66 ORD SHAR - 350258307 - MINOR = 54						
SOLD		09/11/2009	313 50			
ACQ	66 0000	04/01/2009	313 50	229 68	83 82	ST
159 0000 FOSTERS BREWING GRP LTD SPON ADR ONE ADR REPRESENTS 1 66 ORD SHAR - 350258307 - MINOR = 54						
SOLD		09/11/2009	755 26			
ACQ	125 0000	03/30/2009	593 76	426 25	167 51	ST
	34 0000	04/01/2009	161 50	118 32	43 18	ST
21 0000 FRANCE TELECOM SA-SPON ADR - 35177Q105 - MINOR = 54						
SOLD		07/08/2009	474 16			
ACQ	21 0000	01/20/2009	474 16	532 51	-58 35	ST
30 0000 FRANCE TELECOM SA-SPON ADR - 35177Q105 - MINOR = 54						
SOLD		07/15/2009	678 80			
ACQ	19 0000	01/20/2009	429 91	481 79	-51 88	ST
	11 0000	04/01/2009	248 89	254 21	-5 32	ST
10 0000 FRANCE TELECOM SA-SPON ADR - 35177Q105 - MINOR = 54						
SOLD		09/25/2009	271 49			
ACQ	10 0000	04/01/2009	271 49	231 10	40 39	ST
12 0000 FRANCE TELECOM SA-SPON ADR - 35177Q105 - MINOR = 54						
SOLD		12/14/2009	307 00			
ACQ	12 0000	04/01/2009	307 00	277 32	29 68	ST
31 0000 FRANCE TELECOM SA-SPON ADR - 35177Q105 - MINOR = 54						
SOLD		12/14/2009	793 08			
ACQ	31 0000	04/01/2009	793 08	716 40	76 68	ST
8 0000 FUJIFILM HLDGS CORP ADR - 35958N107 - MINOR = 54						
SOLD		07/08/2009	249 76			
ACQ	8 0000	04/01/2009	249 76	182 99	66 77	ST
24 0000 GAMESTOP CORP NEW CL A - 36467W109 - MINOR = 50						
SOLD		03/30/2009	645 83			
ACQ	24 0000	05/05/2008	645 83	1289 11	-643 28	ST
23 0000 GAMESTOP CORP NEW CL A - 36467W109 - MINOR = 50						
SOLD		08/27/2009	528 97			
ACQ	21 0000	10/16/2008	482 97	622 68	-139 71	ST
	2 0000	04/01/2009	46 00	56 14	-10 14	ST
33 0000 GAMESTOP CORP NEW CL A - 36467W109 - MINOR = 50						
SOLD		08/27/2009	758 97			
ACQ	12 0000	05/05/2008	275 99	644 55	-368 56	LT15
	21 0000	04/01/2009	482 98	589 47	-106 49	ST

ACCT 9046 4045006504
 FROM 01/01/2009
 TO 12/31/2009

COMERICA BANK
 STATEMENT OF CAPITAL GAINS AND LOSSES
 ST PIERRE FOUNDATION - ACC

PAGE 250

RUN 02/01/2010
 05 58 19 PM

TRUST YEAR ENDING 12/31/2009

TAX PREPARER 3793
 TRUST ADMINISTRATOR 1520
 INVESTMENT OFFICER 6686

LEGEND F - FEDERAL S - STATE I - INHERITED
 E - EXEMPT FROM STATE U - ACQ COST UNKNOWN

PROPERTY DESCRIPTION	SHARES	DATE	SALES PRICE	COST BASIS	GAIN/LOSS	TERM
56 0000 GARTNER GROUP INC CL A - 366651107 - MINOR = 50						
SOLD		03/30/2009	600 87			
ACQ	33 0000	09/22/2005	354 08	362 06	-7 98	LT15
	6 0000	10/31/2007	64 38	128 21	-63 83	LT15
	5 0000	01/02/2008	53 65	85 95	-32 30	LT15
	7 0000	01/04/2008	75 11	113 27	-38 16	LT15
	5 0000	10/01/2008	53 65	105 08	-51 43	ST
3 0000 GENERAL DYNAMICS CORP - 369550108 - MINOR = 50						
SOLD		09/25/2009	188 92			
ACQ	3 0000	07/07/2009	188 92	156 27	32 65	ST
173 0000 GENERAL ELECTRIC CO - 369604103 - MINOR = 50						
SOLD		03/30/2009	1706 46			
ACQ	75 0000	03/07/2007	739 79	2593 58	-1853 79	LT15
	8 0000	04/25/2007	78 91	280 67	-201 76	LT15
	30 0000	10/14/2008	295 92	622 77	-326 85	ST
	20 0000	10/22/2008	197 28	392 52	-195 24	ST
	40 0000	12/12/2008	394 56	681 96	-287 40	ST
9000 0000 GENERAL ELECTRIC 5 25% 12/06/2017 - 369604BC6 - MINOR = 45						
SOLD		03/30/2009	8457 10			
ACQ	9000 0000	04/16/2008	8457 10	8897 76	-440 66	ST
1000 0000 GENERAL ELEC CAP CORP 5 625% 05/01/2018 - 36962G3U6 - MINOR = 45						
SOLD		11/10/2009	1025 60			
ACQ	1000 0000	05/07/2009	1025 60	927 15	98 45	ST
7000 0000 GENERAL ELEC CAP CORP 5 625% 05/01/2018 - 36962G3U6 - MINOR = 45						
SOLD		11/16/2009	7269 01			
ACQ	4000 0000	04/02/2009	4153 72	3471 44	682 28	ST
	3000 0000	05/05/2009	3115 29	2719 29	396 00	ST
17 0000 GLAXO WELLCOME PLC ADR - 37733W105 - MINOR = 54						
SOLD		03/30/2009	509 53			
ACQ	11 0000	12/01/2008	329 70	361 84	-32 14	ST
	6 0000	12/08/2008	179 83	219 62	-39 79	ST
9 0000 GLAXO WELLCOME PLC ADR - 37733W105 - MINOR = 54						
SOLD		07/08/2009	313 66			
ACQ	9 0000	04/08/2003	313 66	347 24	-33 58	LT15
7 0000 GLAXO WELLCOME PLC ADR - 37733W105 - MINOR = 54						
SOLD		11/06/2009	283 42			
ACQ	7 0000	04/08/2003	283 42	270 08	13 34	LT15
5000 0000 GLAXOSMITHKLINE CAP INC 4 85% 05/15/2013 - 377372AC1 - MINOR = 45						
SOLD		03/30/2009	5156 10			
ACQ	5000 0000	05/06/2008	5156 10	4989 45	166 65	ST
3 0000 GOOGLE INC CL A - 38259P508 - MINOR = 50						
SOLD		03/30/2009	1020 33			
ACQ	1 0000	07/02/2007	340 11	529 15	-189 04	LT15
	2 0000	07/20/2007	680 22	1045 27	-365 05	LT15
1 0000 GOOGLE INC CL A - 38259P508 - MINOR = 50						
SOLD		10/19/2009	551 14			
ACQ	1 0000	07/20/2007	551 14	522 64	28 50	LT15
8 0000 GRACO INC - 384109104 - MINOR = 50						
SOLD		09/25/2009	225 83			
ACQ	8 0000	04/01/2009	225 83	137 60	88 23	ST
6 0000 GREENHILL & CO INC - 395259104 - MINOR = 50						
SOLD		03/30/2009	427 91			
ACQ	4 0000	06/30/2008	285 27	217 76	67 51	ST
	2 0000	07/07/2008	142 64	96 90	45 74	ST
92 0000 HALLIBURTON CO HLDG - 406216101 - MINOR = 50						
SOLD		03/30/2009	1460 16			
ACQ	19 0000	10/05/2005	301 55	597 44	-295 89	LT15
	11 0000	10/26/2005	174 58	325 14	-150 56	LT15
	62 0000	10/22/2008	984 02	1183 76	-199 74	ST
11 0000 HALLIBURTON CO HLDG - 406216101 - MINOR = 50						
SOLD		09/25/2009	293 80			
ACQ	11 0000	10/26/2005	293 80	325 13	-31 33	LT15
20 0000 HARRIS CORP DEL - 413875105 - MINOR = 3100						
SOLD		03/30/2009	555 41			
ACQ	20 0000	01/20/2009	555 41	814 43	-259 02	ST
6 0000 HARRIS CORP DEL - 413875105 - MINOR = 3100						
SOLD		09/25/2009	222 95			
ACQ	6 0000	01/20/2009	222 95	244 33	-21 38	ST
1978 HARRIS STRATEX NETWORKS INC - 41457P106 - MINOR = 50						
SOLD		05/27/2009	1 02			
ACQ	1978	05/28/2009	1 02	1 06	-0 04	ST
8 0000 HARRIS STRATEX NETWORKS INC - 41457P106 - MINOR = 50						
SOLD		06/11/2009	52 55			
ACQ	8 0000	05/28/2009	52 55	42 72	9 83	ST
156 0000 HEALTHSOUTH CORP - 421924309 - MINOR = 50						
SOLD		03/30/2009	1378 25			
ACQ	30 0000	08/19/2008	265 05	538 96	-273 91	ST
	4 0000	08/21/2008	35 34	69 86	-34 52	ST
	8 0000	08/22/2008	70 68	140 80	-70 12	ST
	7 0000	09/04/2008	61 84	123 90	-62 06	ST
	18 0000	09/05/2008	159 03	324 54	-165 51	ST
	6 0000	09/05/2008	53 01	104 92	-51 91	ST
	5 0000	09/10/2008	44 17	89 96	-45 79	ST
	7 0000	10/06/2008	61 84	112 13	-50 29	ST
	6 0000	10/13/2008	53 01	84 50	-31 49	ST
	5 0000	10/14/2008	44 17	64 82	-20 65	ST
	14 0000	10/24/2008	123 69	136 70	-13 01	ST

ACCT 9046 4045006504
 FROM 01/01/2009
 TO 12/31/2009

COMERICA BANK
 STATEMENT OF CAPITAL GAINS AND LOSSES
 ST PIERRE FOUNDATION - ACC

RUN 02/01/2010
 05 58 19 PM

TRUST YEAR ENDING 12/31/2009

TAX PREPARER 3793
 TRUST ADMINISTRATOR 1520
 INVESTMENT OFFICER 6686

LEGEND F - FEDERAL S - STATE I - INHERITED
 E - EXEMPT FROM STATE U - ACQ COST UNKNOWN

PROPERTY DESCRIPTION	SHARES	DATE	SALES PRICE	COST BASIS	GAIN/LOSS	TERM
	16 0000	10/27/2008	141 36	131 94	9 42	ST
	14 0000	11/28/2008	123 69	140 70	-17 01	ST
	6 0000	12/01/2008	53 01	53 30	-0 29	ST
	10 0000	12/12/2008	88 35	93 89	-5 54	ST
11 0000 HENRY JACK & ASSOC INC - 426281101 - MINOR = 3100						
SOLD		09/25/2009	261 39			
ACQ	11 0000	04/01/2009	261 39	191 16	70 23	ST
4 0000 HESS CORP COM - 42809H107 - MINOR = 50						
SOLD		09/25/2009	211 83			
ACQ	4 0000	03/30/2009	211 83	220 64	-8 81	ST
75 0000 HEWLETT PACKARD CO - 428236103 - MINOR = 50						
SOLD		03/30/2009	2378 40			
ACQ	11 0000	04/08/2003	348 83	173 58	175 25	LT15
	54 0000	06/14/2007	1712 45	2471 32	-758 87	LT15
	4 0000	09/05/2007	126 85	199 20	-72 35	LT15
	6 0000	12/08/2008	190 27	205 85	-15 58	ST
9 0000 HEWLETT PACKARD CO - 428236103 - MINOR = 50						
SOLD		04/29/2009	328 69			
ACQ	9 0000	04/08/2003	328 69	142 02	186 67	LT15
7 0000 HEWLETT PACKARD CO - 428236103 - MINOR = 50						
SOLD		07/08/2009	260 74			
ACQ	7 0000	04/08/2003	260 74	110 46	150 28	LT15
16 0000 HEWLETT PACKARD CO - 428236103 - MINOR = 50						
SOLD		09/08/2009	726 62			
ACQ	16 0000	04/08/2003	726 62	252 48	474 14	LT15
7 0000 HEWLETT PACKARD CO - 428236103 - MINOR = 50						
SOLD		09/25/2009	329 69			
ACQ	7 0000	04/08/2003	329 69	110 46	219 23	LT15
6 0000 HEWLETT PACKARD CO - 428236103 - MINOR = 50						
SOLD		11/06/2009	294 71			
ACQ	1 0000	04/08/2003	49 12	15 78	33 34	LT15
	5 0000	04/08/2003	245 59	78 30	167 29	LT15
5000 0000 HEWLETT PACKARD CO 4 5% 03/01/2013 - 428236AQ6 - MINOR = 45						
SOLD		03/30/2009	5076 50			
ACQ	5000 0000	06/25/2008	5076 50	4916 90	159 60	ST
70 0000 HILL-ROM HOLDINGS INC - 431475102 - MINOR = 50						
SOLD		03/30/2009	679 13			
ACQ	22 0000	04/16/2008	213 44	539 53	-326 09	ST
	8 0000	04/22/2008	77 61	199 27	-121 66	ST
	4 0000	04/23/2008	38 81	101 85	-63 04	ST
	6 0000	04/28/2008	58 21	153 74	-95 53	ST
	3 0000	05/06/2008	29 11	82 64	-53 53	ST
	5 0000	06/27/2008	48 51	136 23	-87 72	ST
	2 0000	09/26/2008	19 40	60 62	-41 22	ST
	2 0000	10/06/2008	19 40	50 59	-31 19	ST
	8 0000	12/22/2008	77 61	130 11	-52 50	ST
	6 0000	01/20/2009	58 21	90 53	-32 32	ST
	4 0000	01/23/2009	38 81	57 86	-19 05	ST
10 0000 HONDA MOTOR NEW ADR - 438128308 - MINOR = 54						
SOLD		07/08/2009	253 09			
ACQ	10 0000	04/01/2009	253 09	257 40	-4 31	ST
8 0000 HONDA MOTOR NEW ADR - 438128308 - MINOR = 54						
SOLD		11/06/2009	249 27			
ACQ	8 0000	04/01/2009	249 27	205 92	43 35	ST
95 0000 HONG KONG ELEC HLDG SPON ADR - 438580300 - MINOR = 54						
SOLD		05/18/2009	509 85			
ACQ	95 0000	03/30/2009	509 85	565 25	-55 40	ST
105 0000 HONG KONG ELEC HLDG SPON ADR - 438580300 - MINOR = 54						
SOLD		05/18/2009	563 52			
ACQ	10 0000	03/30/2009	53 67	59 50	-5 83	ST
	95 0000	04/01/2009	509 85	563 35	-53 50	ST
3000 0000 HOUSEHOLD FINANCE CO 6 375% DUE 10/15/2011 - 441812JW5 - MINOR = 45						
SOLD		03/30/2009	2402 70			
ACQ	3000 0000	01/30/2007	2402 70	1926 30	476 40	LT15
8 0000 IDEX CORP - 45167R104 - MINOR = 50						
SOLD		07/08/2009	179 91			
ACQ	8 0000	04/01/2009	179 91	178 64	1 27	ST
20 0000 ILLINOIS TOOL WKS INC - 452308109 - MINOR = 3100						
SOLD		03/30/2009	604 17			
ACQ	20 0000	07/07/2004	604 17	928 10	-323 93	LT15
18 0000 ILLINOIS TOOL WKS INC - 452308109 - MINOR = 3100						
SOLD		04/03/2009	578 36			
ACQ	18 0000	07/07/2004	578 36	835 29	-256 93	LT15
25 0000 ILLINOIS TOOL WKS INC - 452308109 - MINOR = 3100						
SOLD		04/03/2009	803 28			
ACQ	7 0000	07/07/2004	224 92	324 83	-99 91	LT15
	18 0000	04/01/2009	578 36	558 18	20 18	ST
61 0000 IMPERIAL TOBACCO GROUP ADR - 453142101 - MINOR = 54						
SOLD		03/30/2009	2642 50			
ACQ	23 0000	11/15/2007	996 35	2291 83	-1295 48	LT15
	1 0000	12/13/2007	43 32	103 28	-59 96	LT15
	14 0000	02/13/2008	606 48	1327 19	-720 71	LT15
	15 0000	06/13/2008	649 80	1315 15	-665 35	ST
	8 0000	07/02/2008	346 56	569 18	-222 62	ST

ACCT 9046 4045006504
 FROM 01/01/2009
 TO 12/31/2009

COMERICA BANK
 STATEMENT OF CAPITAL GAINS AND LOSSES
 ST PIERRE FOUNDATION - ACC

PAGE 252
 RUN 02/01/2010
 05 58 19 PM

TRUST YEAR ENDING 12/31/2009

TAX PREPARER 3793
 TRUST ADMINISTRATOR 1520
 INVESTMENT OFFICER 6686

LEGEND F - FEDERAL S - STATE I - INHERITED
 E - EXEMPT FROM STATE U - ACQ COST UNKNOWN

PROPERTY DESCRIPTION	SHARES	DATE	SALES PRICE	COST BASIS	GAIN/LOSS	TERM
47 0000 INFORMATICA CORP - 45666Q102 - MINOR = 50						
SOLD		03/30/2009	662 79			
ACQ	14 0000	12/09/2008	197 43	189 53	7 90	ST
	8 0000	12/11/2008	112 82	104 05	8 77	ST
	6 0000	12/16/2008	84 61	79 41	5 20	ST
	6 0000	01/20/2009	84 61	76 49	8 12	ST
	13 0000	01/30/2009	183 32	163 02	20 30	ST
133 0000 INTEL CORP - 458140100 - MINOR = 50						
SOLD		03/30/2009	1944 57			
ACQ	48 0000	04/08/2003	701 80	819 36	-117 56	LT15
	85 0000	03/14/2006	1242 77	1688 65	-445 88	LT15
13 0000 INTEL CORP - 458140100 - MINOR = 50						
SOLD		07/08/2009	207 86			
ACQ	13 0000	04/08/2003	207 86	221 91	-14 05	LT15
11 0000 INTEL CORP - 458140100 - MINOR = 50						
SOLD		09/25/2009	213 50			
ACQ	11 0000	09/08/2009	213 50	217 58	-4 08	ST
35 0000 IBM CORP - 459200101 - MINOR = 50						
SOLD		03/30/2009	3286 88			
ACQ	9 0000	04/08/2003	845 20	721 17	124 03	LT15
	13 0000	01/12/2007	1220 84	1292 84	-72 00	LT15
	13 0000	01/23/2007	1220 84	1257 04	-36 20	LT15
3 0000 IBM CORP - 459200101 - MINOR = 50						
SOLD		04/29/2009	312 44			
ACQ	3 0000	04/08/2003	312 44	240 39	72 05	LT15
3 0000 IBM CORP - 459200101 - MINOR = 50						
SOLD		07/08/2009	302 12			
ACQ	2 0000	04/08/2003	201 41	160 26	41 15	LT15
	1 0000	04/08/2003	100 71	79 86	20 85	LT15
6 0000 IBM CORP - 459200101 - MINOR = 50						
SOLD		09/08/2009	702 20			
ACQ	6 0000	04/08/2003	702 20	479 16	223 04	LT15
3 0000 IBM CORP - 459200101 - MINOR = 50						
SOLD		09/25/2009	363 14			
ACQ	3 0000	04/08/2003	363 14	239 58	123 56	LT15
3 0000 IBM CORP - 459200101 - MINOR = 50						
SOLD		11/06/2009	369 62			
ACQ	3 0000	04/08/2003	369 62	239 58	130 04	LT15
194 0000 INTERNATIONAL PAPER CO - 460146103 - MINOR = 50						
SOLD		03/30/2009	1437 63			
ACQ	55 0000	04/08/2003	407 58	1910 70	-1503 12	LT15
	20 0000	11/05/2003	148 21	774 84	-626 63	LT15
	40 0000	10/05/2004	296 42	1625 93	-1329 51	LT15
	35 0000	10/27/2004	259 37	1352 27	-1092 90	LT15
	29 0000	02/24/2005	214 90	1092 03	-877 13	LT15
	15 0000	06/06/2008	111 16	390 91	-279 75	ST
9 0000 INTESA SANPAOLO S P A ADR - 46115H107 - MINOR = 50						
SOLD		09/25/2009	233 45			
ACQ	9 0000	09/11/2009	233 45	240 24	-6 79	ST
5 0000 J P MORGAN CHASE & CO - 46625H100 - MINOR = 50						
SOLD		03/30/2009	126 26			
ACQ	5 0000	10/14/2008	126 26	205 42	-79 16	ST
10 0000 J P MORGAN CHASE & CO - 46625H100 - MINOR = 50						
SOLD		04/24/2009	342 75			
ACQ	10 0000	06/07/2007	342 75	502 14	-159 39	LT15
10 0000 J P MORGAN CHASE & CO - 46625H100 - MINOR = 50						
SOLD		07/08/2009	324 71			
ACQ	10 0000	06/07/2007	324 71	502 14	-177 43	LT15
9 0000 J P MORGAN CHASE & CO - 46625H100 - MINOR = 50						
SOLD		09/08/2009	383 30			
ACQ	8 0000	04/08/2003	340 71	206 96	133 75	LT15
	1 0000	06/07/2007	42 59	50 21	-7 62	LT15
6 0000 J P MORGAN CHASE & CO - 46625H100 - MINOR = 50						
SOLD		09/25/2009	262 79			
ACQ	6 0000	04/08/2003	262 79	155 22	107 57	LT15
5 0000 J P MORGAN CHASE & CO - 46625H100 - MINOR = 50						
SOLD		11/06/2009	216 80			
ACQ	5 0000	04/08/2003	216 80	129 35	87 45	LT15
4000 0000 JPMORGAN CHASE & CO 6 - 46625HGYO - MINOR = 45						
SOLD		01/15/2018	3949 13			
ACQ	1000 0000	03/31/2009	987 28	1034 17	-46 89	ST
	3000 0000	06/09/2008	2961 85	3004 29	-42 44	ST
44 0000 JOHN BEAN TECHNOLOGIES CORP - 477839104 - MINOR = 50						
SOLD		03/30/2009	471 08			
ACQ	5 0000	09/18/2008	53 53	67 69	-14 16	ST
	9 0000	09/30/2008	96 36	117 17	-20 81	ST
	6 0000	10/02/2008	64 24	67 08	-2 84	ST
	9 0000	10/27/2008	96 36	76 93	19 43	ST
	6 0000	11/11/2008	64 24	48 15	16 09	ST
	9 0000	11/24/2008	96 36	63 17	33 19	ST
20.0000 JOHNSON & JOHNSON - 478160104 - MINOR = 50						
SOLD		04/22/2009	1025 77			
ACQ	20 0000	04/01/2009	1025 77	1055 56	-29 79	ST

ACCT 9046 4045006504
 FROM 01/01/2009
 TO 12/31/2009

COMERICA BANK
 STATEMENT OF CAPITAL GAINS AND LOSSES
 ST PIERRE FOUNDATION - ACC

PAGE 253
 RUN 02/01/2010
 05 58 19 PM

TRUST YEAR ENDING 12/31/2009

TAX PREPARER 3793
 TRUST ADMINISTRATOR 1520
 INVESTMENT OFFICER 6686

LEGEND F - FEDERAL S - STATE I - INHERITED
 E - EXEMPT FROM STATE U - ACQ COST UNKNOWN

PROPERTY DESCRIPTION	SHARES	DATE	SALES PRICE	COST BASIS	GAIN/LOSS	TERM
4 0000 JOHNSON & JOHNSON - 478160104 - MINOR = 50						
SOLD		04/29/2009	203 56			
ACQ	4 0000	04/01/2009	203 56	211 11	-7 55	ST
10 0000 JOHNSON & JOHNSON - 478160104 - MINOR = 50						
SOLD		07/08/2009	570 78			
ACQ	5 0000	06/22/2004	285 39	275 57	9 82	LT15
	5 0000	07/07/2004	285 39	272 68	12 71	LT15
6 0000 JOHNSON & JOHNSON - 478160104 - MINOR = 50						
SOLD		08/20/2009	366 22			
ACQ	6 0000	07/07/2004	366 22	327 22	39 00	LT15
12 0000 JOHNSON & JOHNSON - 478160104 - MINOR = 50						
SOLD		08/20/2009	732 44			
ACQ	12 0000	07/07/2004	732 44	654 43	78 01	LT15
3 0000 JOHNSON & JOHNSON - 478160104 - MINOR = 50						
SOLD		09/25/2009	182 03			
ACQ	3 0000	07/07/2004	182 03	163 61	18 42	LT15
6000 0000 JOHNSON & JOHNSON 5 15% 07/15/2018 - 478160AUB - MINOR = 45						
SOLD		03/30/2009	6478 08			
ACQ	6000 0000	07/16/2008	6478 08	6118 26	359 82	ST
7 0000 KAO CORP-SPONSORED ADR - 485537302 - MINOR = 54						
SOLD		03/30/2009	1396 56			
ACQ	2 0000	09/30/2003	399 02	432 00	-32 98	LT15
	2 0000	10/31/2003	399 02	420 00	-20 98	LT15
	2 0000	11/14/2003	399 02	429 00	-29 98	LT15
	1 0000	01/26/2004	199 51	212 00	-12 49	LT15
3000 0000 KELLOGG CO 6 6% 04/01/2011 - 487836AS7 - MINOR = 45						
SOLD		03/16/2009	3114 09			
ACQ	3000 0000	10/25/2008	3114 09	3152 28	-38 19	ST
50 0000 KEPPEL LTD ADR - 492051305 - MINOR = 54						
SOLD		07/08/2009	441 98			
ACQ	50 0000	04/01/2009	441 98	345 00	96 98	ST
29 0000 KEPPEL LTD ADR - 492051305 - MINOR = 54						
SOLD		09/25/2009	341 03			
ACQ	29 0000	04/01/2009	341 03	200 10	140 93	ST
22 0000 KEPPEL LTD ADR - 492051305 - MINOR = 54						
SOLD		11/06/2009	255 19			
ACQ	22 0000	04/01/2009	255 19	151 80	103 39	ST
14 0000 KIMBERLY CLARK CORP - 494368103 - MINOR = 3100						
SOLD		03/30/2009	647 24			
ACQ	14 0000	04/08/2003	647 24	640 43	6 81	LT15
9 0000 KIMBERLY CLARK CORP - 494368103 - MINOR = 3100						
SOLD		04/15/2009	439 75			
ACQ	9 0000	04/08/2003	439 75	411 71	28 04	LT15
6 0000 KIRBY CORP - 497266106 - MINOR = 50						
SOLD		11/06/2009	208 49			
ACQ	6 0000	04/01/2009	208 49	161 34	47 15	ST
95 0000 KRAFT FOODS INC CL A - 50075N104 - MINOR = 50						
SOLD		03/30/2009	2070 03			
ACQ	29 0650	04/08/2003	633 32	314 47	318 85	LT15
	58 0000	09/13/2004	1263 81	1842 26	-578 45	LT15
	1 9350	11/10/2004	42 16	67 09	-24 93	LT15
	1 0000	04/25/2007	21 79	33 48	-11 69	LT15
	5 0000	11/09/2007	108 95	164 78	-55 83	LT15
3000 0000 KRAFT FOODS INC 4 125% 11/12/2009 - 50075NAM6 - MINOR = 45						
SOLD		03/30/2009	3008 70			
ACQ	3000 0000	06/01/2007	3008 70	2905 74	102 96	LT15
14 0000 KROGER CO - 501044101 - MINOR = 3100						
SOLD		04/29/2009	310 38			
ACQ	14 0000	04/01/2009	310 38	298 47	11 91	ST
23 0000 KROGER CO - 501044101 - MINOR = 3100						
SOLD		06/22/2009	503 17			
ACQ	23 0000	04/01/2009	503 17	490 35	12 82	ST
8 0000 KROGER CO - 501044101 - MINOR = 3100						
SOLD		07/14/2009	173 45			
ACQ	8 0000	04/01/2009	173 45	170 56	2 89	ST
17 0000 KROGER CO - 501044101 - MINOR = 3100						
SOLD		07/14/2009	368 59			
ACQ	8 0000	03/30/2009	173 45	170 32	3 13	ST
	9 0000	04/01/2009	195 14	191 87	3 27	ST
47 0000 KROGER CO - 501044101 - MINOR = 3100						
SOLD		08/10/2009	980 83			
ACQ	47 0000	03/30/2009	980 83	1000 60	-19 77	ST
11 0000 LKQ CORP - 501889208 - MINOR = 50						
SOLD		07/08/2009	171 39			
ACQ	11 0000	03/30/2009	171 39	156 72	14 67	ST
51 0000 LAFARGE S A SPONSORED ADR - 505861401 - MINOR = 54						
SOLD		03/30/2009	550 28			
ACQ	36 0000	04/08/2003	388 43	565 20	-176 77	LT15
	15 0000	12/27/2007	161 85	651 75	-489 90	LT15
5 0000 LANDSTAR SYSTEM INC - 515098101 - MINOR = 3100						
SOLD		07/08/2009	171 29			
ACQ	5 0000	04/01/2009	171 29	170 70	0 59	ST
29 0000 LAUDER ESTEE COS INC - 518439104 - MINOR = 50						
SOLD		03/30/2009	713 39			
ACQ	11 0000	10/28/2008	270 60	363 85	-93 25	ST
	18 0000	10/29/2008	442 79	638 28	-195 49	ST

ACCT 9046 4045006504
 FROM 01/01/2009
 TO 12/31/2009

COMERICA BANK
 STATEMENT OF CAPITAL GAINS AND LOSSES
 ST PIERRE FOUNDATION - ACC

PAGE 254
 RUN 02/01/2010
 05 58 19 PM

TRUST YEAR ENDING 12/31/2009

TAX PREPARER 3793
 TRUST ADMINISTRATOR 1520
 INVESTMENT OFFICER 6686

LEGEND F - FEDERAL S - STATE I - INHERITED
 E - EXEMPT FROM STATE U - ACQ COST UNKNOWN

PROPERTY DESCRIPTION	SHARES	DATE	SALES PRICE	COST BASIS	GAIN/LOSS	TERM
61 0000 LIBERTY MEDIA HLDG CORP INTERACTIVE SER - 53071M104 - MINOR = 50						
SOLD		03/30/2009	183 73			
ACQ	14 2500	01/09/2004	42 92	279 35	-236 43	LT15
	24 5000	01/13/2004	73 79	479 14	-405 35	LT15
	13 0000	06/09/2004	39 16	237 24	-198 08	LT15
	9 2500	09/13/2004	27 86	159 85	-131 99	LT15
76 0000 LIBERTY MEDIA HLDG CORP ENTERTAINMENT CO - 53071M500 - MINOR = 50						
SOLD		03/30/2009	1478 95			
ACQ	14 8000	01/09/2004	288 01	225 32	62 69	LT15
	19 6000	01/13/2004	381 41	297 68	83 73	LT15
	10 4000	06/09/2004	202 38	147 39	54 99	LT15
	7 4000	09/13/2004	144 00	99 32	44 68	LT15
	11 8000	02/28/2005	229 63	182 97	46 66	LT15
	12 0000	01/10/2007	233 52	255 87	-22 35	LT15
48 0000 LILLY ELI & CO - 532457108 - MINOR = 3100						
SOLD		03/30/2009	1567 67			
ACQ	3 0000	09/08/2006	97 98	165 48	-67 50	LT15
	12 0000	11/20/2006	391 92	652 18	-260 26	LT15
	33 0000	02/22/2007	1077 77	1789 18	-711 41	LT15
3 0000 LOCKHEED MARTIN CORP - 539830109 - MINOR = 3100						
SOLD		04/29/2009	237 77			
ACQ	3 0000	03/30/2009	237 77	207 00	30 77	ST
3 0000 LOCKHEED MARTIN CORP - 539830109 - MINOR = 3100						
SOLD		09/25/2009	233 57			
ACQ	3 0000	03/30/2009	233 57	207 00	26 57	ST
4 0000 LOCKHEED MARTIN CORP - 539830109 - MINOR = 3100						
SOLD		10/16/2009	301 86			
ACQ	4 0000	03/30/2009	301 86	275 99	25 87	ST
11 0000 LOCKHEED MARTIN CORP - 539830109 - MINOR = 3100						
SOLD		10/16/2009	830 12			
ACQ	11 0000	04/01/2009	830 12	744 81	85 31	ST
51 0000 LOWES COS INC - 548661107 - MINOR = 50						
SOLD		03/30/2009	935 44			
ACQ	51 0000	02/08/2008	935 44	1209 74	-274 30	LT15
12 0000 MB FINANCIAL INC - 55264U108 - MINOR = 50						
SOLD		03/30/2009	156 43			
ACQ	12 0000	04/08/2003	156 43	288 40	-131 97	LT15
132 0000 MSC SOFTWARE CORPORATION - 553531104 - MINOR = 3100						
SOLD		03/30/2009	723 64			
ACQ	29 0000	04/08/2003	158 98	229 68	-70 70	LT15
	30 0000	07/24/2003	164 46	221 23	-56 77	LT15
	56 0000	07/07/2004	307 00	414 81	-107 81	LT15
	6 0000	11/13/2006	32 89	78 22	-45 33	LT15
	7 0000	11/20/2006	38 37	90 29	-51 92	LT15
	2 0000	01/23/2008	10 96	25 90	-14 94	LT15
	2 0000	04/08/2008	10 96	25 73	-14 77	ST
94 0000 MACYS INC - 55616P104 - MINOR = 50						
SOLD		03/30/2009	838 48			
ACQ	6 0000	01/23/2008	53 52	149 50	-95 98	LT15
	56 0000	01/31/2008	499 52	1552 43	-1052 91	LT15
	32 0000	02/08/2008	285 44	788 64	-503 20	LT15
59 0000 MAIDENFORM BRANDS INC - 560305104 - MINOR = 3100						
SOLD		03/30/2009	537 48			
ACQ	17 0000	04/10/2007	154 87	358 55	-203 68	LT15
	4 0000	04/11/2007	36 44	86 75	-50 31	LT15
	7 0000	05/03/2007	63 77	137 42	-73 65	LT15
	8 0000	05/24/2007	72 88	149 76	-76 88	LT15
	7 0000	08/09/2007	63 77	112 11	-48 34	LT15
	10 0000	08/19/2008	91 10	141 09	-49 99	ST
	6 0000	01/21/2009	54 66	52 37	2 29	ST
31 0000 MANULIFE FINANCIAL CORP - 56501R106 - MINOR = 54						
SOLD		03/30/2009	332 00			
ACQ	31 0000	02/29/2008	332 00	1202 26	-870 26	LT15
44 0000 MARATHON OIL CORP - 565849106 - MINOR = 50						
SOLD		03/30/2009	1115 41			
ACQ	26 0000	07/02/2008	659 11	1395 75	-736 64	ST
	5 0000	07/17/2008	126 75	217 26	-90 51	ST
	13 0000	08/13/2008	329 55	598 00	-268 45	ST
1 0000 MARKEL CORP (HOLDING CO) - 570535104 - MINOR = 50						
SOLD		08/05/2009	359 69			
ACQ	1 0000	03/30/2009	359 69	281 45	78 24	ST
62 0000 MARSH & MCLENNAN COS INC - 571748102 - MINOR = 50						
SOLD		03/30/2009	1238 81			
ACQ	15 0000	06/02/2006	299 71	425 25	-125 54	LT15
	43 0000	08/11/2006	859 17	1068 62	-209 45	LT15
	4 0000	09/05/2007	79 92	106 64	-26 72	LT15
5 0000 MATTHEWS INTL CORP CL A - 577128101 - MINOR = 50						
SOLD		11/06/2009	186 34			
ACQ	5 0000	06/15/2009	186 34	152 99	33 35	ST
87 0000 MAXIMUS INC - 577933104 - MINOR = 3100						
SOLD		03/30/2009	3392 98			
ACQ	30 0000	04/08/2003	1169 99	558 60	611 39	LT15
	5 0000	09/01/2004	195 00	146 00	49 00	LT15
	12 0000	09/24/2004	468 00	348 25	119 75	LT15
	9 0000	01/21/2005	351 00	262 17	88 83	LT15
	3 0000	08/14/2006	117 00	80 83	36 17	LT15
	3 0000	10/31/2006	117 00	83 13	33 87	LT15

TRUST YEAR ENDING 12/31/2009

TAX PREPARER 3793
 TRUST ADMINISTRATOR 1520
 INVESTMENT OFFICER 6686

LEGEND F - FEDERAL S - STATE I - INHERITED
 E - EXEMPT FROM STATE U - ACQ COST UNKNOWN

PROPERTY DESCRIPTION	SHARES	DATE	SALES PRICE	COST BASIS	GAIN/LOSS	TERM
	4 0000	01/15/2008	156 00	147 47	8 53	LT15
	3 0000	05/09/2008	117 00	111 37	5 63	ST
	5 0000	06/09/2008	195 00	178 47	16 53	ST
	13 0000	06/24/2008	507 00	300 16	206 84	ST
7 0000 MC CORMICK & CO - 579780206 - MINOR = 50						
SOLD		08/13/2009	220 50			
ACQ	7 0000	04/01/2009	220 50	207 41	13 09	ST
8 0000 MC CORMICK & CO - 579780206 - MINOR = 50						
SOLD		08/13/2009	252 00			
ACQ	7 0000	03/30/2009	220 50	204 82	15 68	ST
ACQ	1 0000	04/01/2009	31 50	29 63	1 87	ST
22 0000 MCDONALDS CORP - 580135101 - MINOR = 50						
SOLD		03/30/2009	1183 20			
ACQ	22 0000	10/18/2004	1183 20	644 94	538 26	LT15
4 0000 MCDONALDS CORP - 580135101 - MINOR = 50						
SOLD		07/08/2009	227 72			
ACQ	4 0000	10/18/2004	227 72	117 26	110 46	LT15
6000 0000 MCDONALDS CORP 5 35% 03/01/2018 - 58013MEE0 - MINOR = 45						
SOLD		03/30/2009	6243 48			
ACQ	3000 0000	02/27/2008	3121 74	2997 21	124 53	LT15
ACQ	3000 0000	06/18/2008	3121 74	2919 33	202 41	ST
8 0000 MERCK & CO INC - 589331107 - MINOR = 50						
SOLD		09/25/2009	251 22			
ACQ	8 0000	04/01/2009	251 22	214 14	37 08	ST
15 0000 METLIFE INC - 59156R108 - MINOR = 3100						
SOLD		03/30/2009	324 67			
ACQ	15 0000	10/25/2004	324 67	524 64	-199 97	LT15
5 0000 METLIFE INC - 59156R108 - MINOR = 3100						
SOLD		05/15/2009	147 45			
ACQ	5 0000	10/25/2004	147 45	174 88	-27 43	LT15
14 0000 METLIFE INC - 59156R108 - MINOR = 3100						
SOLD		05/15/2009	412 86			
ACQ	14 0000	10/25/2004	412 86	489 65	-76 79	LT15
9 0000 METLIFE INC - 59156R108 - MINOR = 3100						
SOLD		08/10/2009	325 27			
ACQ	3 0000	10/25/2004	108 42	104 93	3 49	LT15
ACQ	6 0000	04/28/2009	216 85	166 44	50 41	ST
10 0000 METLIFE INC - 59156R108 - MINOR = 3100						
SOLD		08/10/2009	361 41			
ACQ	2 0000	04/22/2009	72 28	53 44	18 84	ST
ACQ	8 0000	04/28/2009	289 13	221 91	67 22	ST
3 0000 METTLER-TOLEDO INTL INC - 592688105 - MINOR = 3100						
SOLD		07/08/2009	226 07			
ACQ	3 0000	04/01/2009	226 07	153 90	72 17	ST
78 0000 MICROSOFT CORP - 594918104 - MINOR = 50						
SOLD		03/30/2009	1365 21			
ACQ	35 0000	04/08/2003	612 59	894 60	-282 01	LT15
ACQ	43 0000	11/05/2003	752 62	1124 62	-372 00	LT15
13 0000 MICROSOFT CORP - 594918104 - MINOR = 50						
SOLD		07/08/2009	294 31			
ACQ	13 0000	04/08/2003	294 31	332 28	-37 97	LT15
14 0000 MICROSOFT CORP - 594918104 - MINOR = 50						
SOLD		11/06/2009	398 30			
ACQ	14 0000	04/08/2003	398 30	357 84	40 46	LT15
66 0000 MICROSEMI CORP - 595137100 - MINOR = 3100						
SOLD		03/30/2009	771 02			
ACQ	11 0000	10/10/2006	128 50	212 69	-84 19	LT15
ACQ	8 0000	01/19/2007	93 46	139 11	-45 65	LT15
ACQ	11 0000	01/26/2007	128 50	198 05	-69 55	LT15
ACQ	7 0000	06/09/2008	81 77	178 54	-96 77	ST
ACQ	3 0000	07/15/2008	35 05	71 98	-36 93	ST
ACQ	11 0000	12/04/2008	128 50	153 98	-25 48	ST
ACQ	11 0000	12/08/2008	128 50	139 65	-11 15	ST
ACQ	4 0000	12/19/2008	46 73	47 26	-0 53	ST
56 0000 MITSUBISHI UFJ FINL GROUP INC ADR - 606822104 - MINOR = 54						
SOLD		07/08/2009	335 99			
ACQ	56 0000	04/01/2009	335 99	286 69	49 30	ST
45 0000 MITSUBISHI UFJ FINL GROUP INC ADR - 606822104 - MINOR = 54						
SOLD		11/06/2009	242 20			
ACQ	45 0000	04/01/2009	242 20	230 38	11 82	ST
1 0000 MITSUI & CO LTD ADR - 606827202 - MINOR = 54						
SOLD		07/08/2009	226 50			
ACQ	1 0000	06/30/2009	226 50	235 91	-9 41	ST
1 0000 MITSUI & CO LTD ADR - 606827202 - MINOR = 54						
SOLD		11/06/2009	259 80			
ACQ	1 0000	06/30/2009	259 80	235 91	23 89	ST
66 0000 MITSUI SUMITOMO-UNSPONS ADR - 60684V108 - MINOR = 54						
SOLD		03/30/2009	797 93			
ACQ	42 0000	04/08/2003	507 77	317 45	190.32	LT15
ACQ	12 0000	12/26/2004	145 08	166 00	-20 92	LT15
ACQ	12 0000	03/13/2008	145 08	213 00	-67 92	LT15
5 0000 MOHAWK INDS INC - 608190104 - MINOR = 50						
SOLD		09/25/2009	237 76			
ACQ	5 0000	04/01/2009	237 76	157 25	80 51	ST

ACCT 9046 4045006504
 FROM 01/01/2009
 TO 12/31/2009

COMERICA BANK
 STATEMENT OF CAPITAL GAINS AND LOSSES
 ST PIERRE FOUNDATION - ACC

PAGE 256

RUN 02/01/2010
 05 58 19 PM

TRUST YEAR ENDING 12/31/2009

TAX PREPARER 3793
 TRUST ADMINISTRATOR 1520
 INVESTMENT OFFICER 6686

LEGEND F - FEDERAL S - STATE I - INHERITED
 E - EXEMPT FROM STATE U - ACQ COST UNKNOWN

PROPERTY DESCRIPTION	SHARES	DATE	SALES PRICE	COST BASIS	GAIN/LOSS	TERM
8 0000 MOHAWK INDS INC - 608190104 - MINOR = 50						
SOLD		11/16/2009	361 10			
ACQ	8 0000	04/01/2009	361 10	251 60	109 50	ST
2 0000 MOHAWK INDS INC - 608190104 - MINOR = 50						
SOLD		11/18/2009	87 41			
ACQ	2 0000	04/01/2009	87 41	62 90	24 51	ST
4 0000 MOHAWK INDS INC - 608190104 - MINOR = 50						
SOLD		11/18/2009	174 83			
ACQ	4 0000	03/30/2009	174 83	117 20	57 63	ST
17 0000 MONSANTO CO - 61166W101 - MINOR = 50						
SOLD		03/30/2009	1403 34			
ACQ	17 0000	04/20/2007	1403 34	1005 09	398 25	LT15
4 0000 MONSANTO CO - 61166W101 - MINOR = 50						
SOLD		07/08/2009	286 07			
ACQ	4 0000	04/01/2009	286 07	329 12	-43 05	ST
4 0000 MONSANTO CO - 61166W101 - MINOR = 50						
SOLD		07/10/2009	284 55			
ACQ	4 0000	04/01/2009	284.55	329 12	-44 57	ST
9 0000 MONSANTO CO - 61166W101 - MINOR = 50						
SOLD		07/10/2009	640 25			
ACQ	4 0000	04/20/2007	284 56	236 49	48 07	LT15
	5 0000	04/01/2009	355 69	411 40	-55 71	ST
3 0000 MONSANTO CO - 61166W101 - MINOR = 50						
SOLD		11/06/2009	207 11			
ACQ	3 0000	04/20/2007	207 11	177 37	29 74	LT15
36 0000 MOOG INC-CL A - 615394202 - MINOR = 50						
SOLD		03/30/2009	809 99			
ACQ	31 5000	10/08/2004	708 74	759 28	-50 54	LT15
	4 5000	10/21/2004	101 25	115 67	-14 42	LT15
6 0000 MORNINGSTAR INC - 617700109 - MINOR = 50						
SOLD		07/08/2009	237 35			
ACQ	6 0000	03/30/2009	237 35	206 62	30 73	ST
4 0000 MORNINGSTAR INC - 617700109 - MINOR = 50						
SOLD		11/06/2009	201 87			
ACQ	4 0000	03/30/2009	201 87	137 74	64 13	ST
12 0000 MTN GROUP LTD-SPONS ADR - 62474M108 - MINOR = 54						
SOLD		07/08/2009	169 19			
ACQ	12 0000	05/05/2009	169 19	170 18	-0 99	ST
62 0000 NBTY INC - 628782104 - MINOR = 3100						
SOLD		03/30/2009	884 73			
ACQ	13 0000	12/17/2008	185 51	176 52	8 99	ST
	13 0000	12/18/2008	185 51	178 06	7 45	ST
	6 0000	12/23/2008	85 62	85 93	-0 31	ST
	6 0000	12/30/2008	85 62	90 03	-4 41	ST
	5 0000	01/02/2009	71 35	79 70	-8 35	ST
	2 0000	01/08/2009	28 54	32 00	-3 46	ST
	5 0000	01/12/2009	71 35	79 97	-8 62	ST
	6 0000	02/06/2009	85 62	111 05	-25 43	ST
	2 0000	02/11/2009	28 54	34 08	-5 54	ST
	2 0000	02/11/2009	28 54	34 33	-5 79	ST
	2 0000	02/17/2009	28 54	32 84	-4 30	ST
12 0000 NRG ENERGY INC - 629377508 - MINOR = 3100						
SOLD		09/24/2009	322 95			
ACQ	12 0000	05/11/2009	322 95	249 00	73 95	ST
17 0000 NRG ENERGY INC - 629377508 - MINOR = 3100						
SOLD		09/24/2009	457 50			
ACQ	12 0000	03/30/2009	322 94	205 06	117 88	ST
	5 0000	05/11/2009	134 56	103 75	30 81	ST
30 0000 NATIONAL BK GREECE S A ADR - 633643408 - MINOR = 54						
SOLD		11/06/2009	231 89			
ACQ	30 0000	09/30/2009	231 89	219 80	12 09	ST
7 0000 NATIONAL GRID PLC SP ADR - 636274300 - MINOR = 54						
SOLD		07/08/2009	303 37			
ACQ	7 0000	04/01/2009	303 37	276 08	27 29	ST
5 0000 NATIONAL GRID PLC SP ADR - 636274300 - MINOR = 54						
SOLD		09/25/2009	240 87			
ACQ	5 0000	04/01/2009	240 87	197 20	43 67	ST
4 0000 NATIONAL GRID PLC SP ADR - 636274300 - MINOR = 54						
SOLD		11/06/2009	204 47			
ACQ	4 0000	04/01/2009	204 47	157 76	46 71	ST
5 0000 NATIONAL GRID PLC SP ADR - 636274300 - MINOR = 54						
SOLD		11/11/2009	257 64			
ACQ	5 0000	04/01/2009	257 64	197 20	60 44	ST
12 0000 NATIONAL GRID PLC SP ADR - 636274300 - MINOR = 54						
SOLD		11/11/2009	618 34			
ACQ	5 0000	03/30/2009	257 64	185 50	72 14	ST
	7 0000	04/01/2009	360 70	276 08	84 62	ST
8 0000 NATIONAL INSTRUMENTS CORP - 636518102 - MINOR = 50						
SOLD		11/06/2009	217 19			
ACQ	8 0000	04/01/2009	217 19	148 88	68 31	ST
43 0000 NATIONAL-OILWELL INC - 637071101 - MINOR = 50						
SOLD		03/30/2009	1280 10			
ACQ	40 0000	03/16/2007	1190 79	1469 92	-279 13	LT15
	3 0000	11/20/2008	89 31	57 75	31 56	ST

ACCT 9046 4045006504
 FROM 01/01/2009
 TO 12/31/2009

COMERICA BANK
 STATEMENT OF CAPITAL GAINS AND LOSSES
 ST PIERRE FOUNDATION - ACC

PAGE 257

RUN 02/01/2010
 05 58 19 PM

TRUST YEAR ENDING 12/31/2009

TAX PREPARER 3793
 TRUST ADMINISTRATOR 1520
 INVESTMENT OFFICER 6686

LEGEND F - FEDERAL S - STATE I - INHERITED
 E - EXEMPT FROM STATE U - ACQ COST UNKNOWN

PROPERTY DESCRIPTION	SHARES	DATE	SALES PRICE	COST BASIS	GAIN/LOSS	TERM
7 0000 NATIONAL-OILWELL INC - 637071101 - MINOR = 50						
SOLD		07/08/2009	206 70			
ACQ	7 0000	04/01/2009	206 70	205 52	1 18	ST
11 0000 NATIONAL-OILWELL INC - 637071101 - MINOR = 50						
SOLD		10/05/2009	462 72			
ACQ	11 0000	04/01/2009	462 72	322 96	139 76	ST
113 0000 NESS TECHNOLOGIES INC - 64104X108 - MINOR = 3100						
SOLD		03/30/2009	340 12			
ACQ	60 0000	02/06/2008	180 59	610 92	-430 33	LT15
	8 0000	02/08/2008	24 08	80 00	-55 92	LT15
	7 0000	02/12/2008	21 07	68 64	-47 57	LT15
	6 0000	02/14/2008	18 06	57 39	-39 33	LT15
	6 0000	03/18/2008	18 06	55 50	-37 44	LT15
	6 0000	03/20/2008	18 06	55 53	-37 47	LT15
	20 0000	02/17/2009	60 20	32 84	27 36	ST
7 0000 NESTLE SA SPONSORED ADR - 641069406 - MINOR = 54						
SOLD		04/29/2009	230 36			
ACQ	7 0000	04/01/2009	230 36	239 68	-9 32	ST
23 0000 NESTLE SA SPONSORED ADR - 641069406 - MINOR = 54						
SOLD		07/08/2009	864 77			
ACQ	23 0000	04/01/2009	864 77	787 52	77 25	ST
32 0000 NESTLE SA SPONSORED ADR - 641069406 - MINOR = 54						
SOLD		08/19/2009	1289 41			
ACQ	32 0000	04/01/2009	1289 41	1095 68	193 73	ST
20 0000 NESTLE SA SPONSORED ADR - 641069406 - MINOR = 54						
SOLD		09/08/2009	834 20			
ACQ	20 0000	04/01/2009	834 20	684 80	149 40	ST
11 0000 NESTLE SA SPONSORED ADR - 641069406 - MINOR = 54						
SOLD		09/25/2009	468 47			
ACQ	11 0000	04/01/2009	468 47	376 64	91 83	ST
9 0000 NESTLE SA SPONSORED ADR - 641069406 - MINOR = 54						
SOLD		11/06/2009	421 45			
ACQ	9 0000	04/01/2009	421 45	308 16	113 29	ST
81 0000 NEWS CORP CLASS B - 65248E203 - MINOR = 3100						
SOLD		03/30/2009	607 67			
ACQ	81 0000	12/14/2007	607 67	1722 91	-1115 24	LT15
5 0000 NIKE INC CL B - 654106103 - MINOR = 50						
SOLD		09/25/2009	293 45			
ACQ	5 0000	03/08/2007	293 45	265 22	28 23	LT15
5 0000 NIKE INC CL B - 654106103 - MINOR = 50						
SOLD		11/06/2009	322 44			
ACQ	5 0000	03/08/2007	322 44	265 21	57 23	LT15
12 0000 NINTENDO CO LTD ADR - 654445303 - MINOR = 54						
SOLD		07/08/2009	426 34			
ACQ	12 0000	04/01/2009	426 34	441 60	-15 26	ST
19 0000 NINTENDO CO LTD ADR - 654445303 - MINOR = 54						
SOLD		07/16/2009	654 42			
ACQ	19 0000	04/01/2009	654 42	699 20	-44 78	ST
11 0000 NINTENDO CO LTD ADR - 654445303 - MINOR = 54						
SOLD		09/24/2009	368 55			
ACQ	11 0000	04/01/2009	368 55	404 80	-36 25	ST
43 0000 NINTENDO CO LTD ADR - 654445303 - MINOR = 54						
SOLD		09/24/2009	1440 68			
ACQ	43 0000	03/30/2009	1440 68	1521 34	-80 66	ST
8 0000 NIPPON T & T CORP ADR - 654624105 - MINOR = 54						
SOLD		07/08/2009	163 35			
ACQ	8 0000	04/01/2009	163 35	159 04	4 31	ST
13 0000 NIPPON T & T CORP ADR - 654624105 - MINOR = 54						
SOLD		10/15/2009	276 68			
ACQ	13 0000	04/01/2009	276 68	258 44	18 24	ST
20 0000 NIPPON T & T CORP ADR - 654624105 - MINOR = 54						
SOLD		10/15/2009	425 66			
ACQ	20 0000	03/30/2009	425 66	390 40	35 26	ST
14 0000 NOKIA COPP ADR - 654902204 - MINOR = 54						
SOLD		07/08/2009	197 70			
ACQ	14 0000	04/01/2009	197 70	169 23	28 47	ST
22 0000 NOKIA CORP ADR - 654902204 - MINOR = 54						
SOLD		10/15/2009	300 08			
ACQ	22 0000	04/01/2009	300 08	265 93	34 15	ST
36 0000 NOKIA CORP ADR - 654902204 - MINOR = 54						
SOLD		10/15/2009	491 04			
ACQ	36 0000	03/30/2009	491 04	402 34	88 70	ST
14 0000 NOBLE ENERGY INC - 655044105 - MINOR = 3100						
SOLD		03/30/2009	726 17			
ACQ	14 0000	10/15/2008	726 17	623 00	103 17	ST
10 0000 NORTHERN TRUST CORP - 665859104 - MINOR = 3100						
SOLD		07/08/2009	539 40			
ACQ	10 0000	08/19/2008	539 40	754 00	-214 60	ST
6 0000 NORTHERN TRUST CORP - 665859104 - MINOR = 3100						
SOLD		11/06/2009	297 89			
ACQ	6 0000	04/01/2009	297 89	373 79	-75 90	ST
6 0000 NORTHERN TRUST CORP - 665859104 - MINOR = 3100						
SOLD		11/18/2009	291 12			
ACQ	6 0000	04/01/2009	291 12	373 79	-82 67	ST

ACCT 9046 4045006504
 FROM 01/01/2009
 TO 12/31/2009

COMERICA BANK
 STATEMENT OF CAPITAL GAINS AND LOSSES
 ST PIERRE FOUNDATION - ACC

RUN 02/01/2010
 05 58 19 PM

TRUST YEAR ENDING 12/31/2009

TAX PREPARER 3793
 TRUST ADMINISTRATOR 1520
 INVESTMENT OFFICER 6686

LEGEND F - FEDERAL S - STATE I - INHERITED
 E - EXEMPT FROM STATE U - ACQ COST UNKNOWN

PROPERTY DESCRIPTION	SHARES	DATE	SALES PRICE	COST BASIS	GAIN/LOSS	TERM
17 0000 NORTHERN TRUST CORP - 665859104 - MINOR = 3100						
SOLD		11/18/2009	824 83			
ACQ	7 0000	08/19/2008	339 64	527 80	-188 16	LT15
	10 0000	04/01/2009	485 19	622 97	-137 78	ST
17 0000 NORTHROP GRUMMAN CORP - 666807102 - MINOR = 3100						
SOLD		03/30/2009	737 11			
ACQ	13 0000	10/28/2008	563 67	556 97	6 70	ST
	4 0000	10/29/2008	173 44	184 44	-11 00	ST
5 0000 NOVARTIS A G ADR - 66987V109 - MINOR = 54						
SOLD		04/29/2009	190 14			
ACQ	5 0000	04/01/2009	190 14	190 45	-0 31	ST
9 0000 NOVARTIS A G ADR - 66987V109 - MINOR = 54						
SOLD		07/08/2009	358 01			
ACQ	2 0000	11/28/2007	79 56	112 66	-33 10	LT15
	7 0000	12/05/2007	278 45	400 43	-121 98	LT15
8 0000 NOVARTIS A G ADR - 66987V109 - MINOR = 54						
SOLD		09/25/2009	390 94			
ACQ	8 0000	11/28/2007	390 94	450 62	-59 68	LT15
6 0000 NOVARTIS A G ADR - 66987V109 - MINOR = 54						
SOLD		11/06/2009	316 49			
ACQ	6 0000	11/28/2007	316 49	337 97	-21 48	LT15
8 0000 NUCOR CORP - 670346105 - MINOR = 50						
SOLD		11/11/2009	331 68			
ACQ	8 0000	04/01/2009	331 68	317 76	13 92	ST
10 0000 NUCOR CORP - 670346105 - MINOR = 50						
SOLD		11/11/2009	414 60			
ACQ	8 0000	03/30/2009	331 68	303 60	28 08	ST
	2 0000	04/01/2009	82 92	79 44	3 48	ST
5 0000 OCCIDENTAL PETROLEUM CORP - 674599105 - MINOR = 50						
SOLD		09/25/2009	385 11			
ACQ	5 0000	04/01/2009	385 11	284 80	100 31	ST
4 0000 OCCIDENTAL PETROLEUM CORP - 674599105 - MINOR = 50						
SOLD		11/06/2009	322 67			
ACQ	4 0000	04/01/2009	322 67	227 84	94 83	ST
8 0000 OCEANEERING INTL INC - 675232102 - MINOR = 50						
SOLD		05/15/2009	368 72			
ACQ	8 0000	03/30/2009	368 72	301 20	67 52	ST
4 0000 OCEANEERING INTL INC - 675232102 - MINOR = 50						
SOLD		09/25/2009	219 74			
ACQ	4 0000	03/30/2009	219 74	150 60	69 14	ST
4 0000 LUKOIL OIL CO SPONS ADR - 677862104 - MINOR = 54						
SOLD		07/08/2009	160 39			
ACQ	4 0000	05/18/2009	160 39	184 51	-24 12	ST
5 0000 LUKOIL OIL CO SPONS ADR - 677862104 - MINOR = 54						
SOLD		11/06/2009	284 74			
ACQ	5 0000	08/27/2009	284 74	250 25	34 49	ST
16 0000 O REILLY AUTOMOTIVE INC - 686091109 - MINOR = 3100						
SOLD		04/15/2009	586 46			
ACQ	16 0000	04/01/2009	586 46	562 53	23 93	ST
6 0000 O REILLY AUTOMOTIVE INC - 686091109 - MINOR = 3100						
SOLD		09/25/2009	217 37			
ACQ	6 0000	04/01/2009	217 37	210 94	6 43	ST
57 0000 ORION MARINE GROUP INC - 68628V308 - MINOR = 50						
SOLD		03/30/2009	729 02			
ACQ	35 0000	09/24/2008	447 64	335 39	112 25	ST
	13 0000	10/07/2008	166 27	87 60	78 67	ST
	7 0000	10/24/2008	89 53	42 00	47 53	ST
	2 0000	10/31/2008	25 58	10 00	15 58	ST
6 0000 ORIX CORP SPONSORED ADR - 686330101 - MINOR = 54						
SOLD		11/06/2009	223 69			
ACQ	6 0000	08/20/2009	223 69	200 16	23 53	ST
12 0000 P G & E CORPORATION - 69331C108 - MINOR = 50						
SOLD		05/15/2009	424 13			
ACQ	12 0000	04/01/2009	424 13	456 24	-32 11	ST
13 0000 P G & E CORPORATION - 69331C108 - MINOR = 50						
SOLD		05/15/2009	459 48			
ACQ	12 0000	03/30/2009	424 14	455 50	-31 36	ST
	1 0000	04/01/2009	35 34	38 02	-2 68	ST
31 0000 PNC FINANCIAL SERVICES GROUP - 693475105 - MINOR = 50						
SOLD		03/30/2009	834 20			
ACQ	31 0000	08/20/2003	834 20	1510 58	-676 38	LT15
5 0000 PNC FINANCIAL SERVICES GROUP - 693475105 - MINOR = 50						
SOLD		07/08/2009	179 44			
ACQ	5 0000	04/28/2009	179 44	204 33	-24 89	ST
9 0000 PNC FINANCIAL SERVICES GROUP - 693475105 - MINOR = 50						
SOLD		11/06/2009	480 40			
ACQ	9 0000	04/28/2009	480 40	367 79	112 61	ST
19 0000 PEPSICO INC - 713448108 - MINOR = 50						
SOLD		03/30/2009	980 65			
ACQ	19 0000	10/13/2003	980 65	914 47	66 18	LT15
6 0000 PEPSICO INC - 713448108 - MINOR = 50						
SOLD		07/08/2009	329 09			
ACQ	6 0000	10/13/2003	329 09	288 78	40 31	LT15

ACCT 9046 4045006504
 FROM 01/01/2009
 TO 12/31/2009

COMERICA BANK
 STATEMENT OF CAPITAL GAINS AND LOSSES
 ST PIERRE FOUNDATION - ACC

RUN 02/01/2010
 05 58 19 PM

TRUST YEAR ENDING 12/31/2009

TAX PREPARER 3793
 TRUST ADMINISTRATOR 1520
 INVESTMENT OFFICER 6686

LEGEND F - FEDERAL S - STATE I - INHERITED
 E - EXEMPT FROM STATE U - ACQ COST UNKNOWN

PROPERTY DESCRIPTION	SHARES	DATE	SALES PRICE	COST BASIS	GAIN/LOSS	TERM
8 0000 PEPSICO INC - 713448108 - MINOR = 50						
SOLD		09/25/2009	469 58			
ACQ	8 0000	10/13/2003	469 58	385 04	84 54	LT15
3 0000 PEPSICO INC - 713448108 - MINOR = 50						
SOLD		11/06/2009	185 00			
ACQ	3 0000	10/13/2003	185 00	144 39	40 61	LT15
66 0000 PERRIGO CO - 714290103 - MINOR = 3100						
SOLD		03/30/2009	1636 13			
ACQ	1 0000	12/19/2006	24 79	16 80	7 99	LT15
	8 0000	01/16/2007	198 32	133 47	64 85	LT15
	6 0000	03/05/2007	148 74	99 53	49 21	LT15
	17 0000	03/19/2007	421 43	279 40	142 03	LT15
	12 0000	05/07/2008	297 48	405 32	-107 84	ST
	2 0000	05/08/2008	49 58	66 92	-17 34	ST
	2 0000	05/19/2008	49 58	66 08	-16 50	ST
	2 0000	06/19/2008	49 58	65 37	-15 79	ST
	6 0000	01/08/2009	148 74	172 58	-23 84	ST
	2 0000	02/03/2009	49 58	47 26	2 32	ST
	3 0000	02/03/2009	74 37	71 01	3 36	ST
	5 0000	02/03/2009	123 95	123 72	0 23	ST
13 0000 PETROLEO BRASILEIRO SA PETROBRAS ADR 1 ADR REPRES 100 - 71654V101 - MINOR = 54						
SOLD		07/08/2009	376 86			
ACQ	13 0000	04/01/2009	376 86	331 50	45 36	ST
7 0000 PETROLEO BRASILEIRO SA PETROBRAS ADR 1 ADR REPRES 100 - 71654V101 - MINOR = 54						
SOLD		09/25/2009	265 57			
ACQ	7 0000	04/01/2009	265 57	178 50	87 07	ST
5 0000 PETROLEO BRASILEIRO SA PETROBRAS ADR 1 ADR REPRES 100 - 71654V101 - MINOR = 54						
SOLD		11/06/2009	212 79			
ACQ	5 0000	04/01/2009	212 79	127 50	85 29	ST
5 0000 PETROLEO BRASILEIRO S A ADR - 71654V408 - MINOR = 54						
SOLD		09/25/2009	221 96			
ACQ	5 0000	05/21/2009	221 96	199 25	22 71	ST
14 0000 PFIZER INC - 717081103 - MINOR = 50						
SOLD		03/30/2009	191 40			
ACQ	14 0000	04/08/2003	191 40	454 06	-262 66	LT15
14 0000 PFIZER INC - 717081103 - MINOR = 50						
SOLD		09/25/2009	229 91			
ACQ	14 0000	04/08/2003	229 91	454 06	-224 15	LT15
93 0000 PHARMERICA CORP - 71714F104 - MINOR = 50						
SOLD		03/30/2009	1528 91			
ACQ	7 0000	09/10/2007	115 08	115 25	-0 17	LT15
	12 0000	09/14/2007	197 28	196 93	0 35	LT15
	8 0000	09/14/2007	131 52	130 42	1 10	LT15
	6 0000	09/18/2007	98 64	97 69	0 95	LT15
	6 0000	09/20/2007	98 64	97 76	0 88	LT15
	6 0000	10/04/2007	98 64	91 13	7 51	LT15
	3 0000	10/15/2007	49 32	46 72	2 60	LT15
	5 0000	11/13/2007	82 20	76 87	5 33	LT15
	10 0000	05/06/2008	164 40	175 08	-10 68	ST
	7 0000	05/09/2008	115 08	131 21	-16 13	ST
	4 0000	10/31/2008	65 76	80 45	-14 69	ST
	19 0000	12/03/2008	312 36	285 13	27 23	ST
84 0000 PHILIP MORRIS INTL INC - 718172109 - MINOR = 50						
SOLD		03/30/2009	3073 72			
ACQ	28 0000	04/08/2003	1024 57	446 28	578 29	LT15
	22 0000	04/05/2007	805 02	1082 23	-277 21	LT15
	18 0000	07/06/2007	658 65	894 93	-236 28	LT15
	12 0000	04/21/2008	439 10	549 79	-110 69	ST
	4 0000	08/13/2008	146 37	223 96	-77 59	ST
11 0000 PHILIP MORRIS INTL INC - 718172109 - MINOR = 50						
SOLD		04/22/2009	399 68			
ACQ	7 0000	04/08/2003	254 34	109 63	144 71	LT15
	4 0000	04/08/2003	145 34	63 75	81 59	LT15
21 0000 PHILIP MORRIS INTL INC - 718172109 - MINOR = 50						
SOLD		04/22/2009	763 05			
ACQ	21 0000	04/08/2003	763 05	328 89	434 16	LT15
21 0000 PHILIP MORRIS INTL INC - 718172109 - MINOR = 50						
SOLD		05/15/2009	906 69			
ACQ	21 0000	04/01/2009	906 69	755 95	150 74	ST
65 0000 POLYPOR INTL INC - 73179V103 - MINOR = 50						
SOLD		03/30/2009	266 49			
ACQ	19 0000	01/11/2008	77 90	308 80	-230 90	LT15
	13 0000	01/23/2008	53 30	213 27	-159 97	LT15
	7 0000	09/26/2008	28 70	159 51	-130 81	ST
	6 0000	10/24/2008	24 60	80 87	-56 27	ST
	8 0000	10/28/2008	32 80	84 18	-51 38	ST
	12 0000	10/30/2008	49 20	82 73	-33 53	ST
49 0000 PORTLAND GEN ELEC CO PP - 736508847 - MINOR = 50						
SOLD		03/30/2009	850 63			
ACQ	12 0000	02/26/2008	208 32	290 81	-82 49	LT15
	4 0000	02/27/2008	69 44	96 79	-27 35	LT15
	5 0000	02/29/2008	86 80	116 61	-29 81	LT15
	5 0000	03/03/2008	86 80	116 67	-29 87	LT15
	4 0000	03/05/2008	69 44	92 21	-22 77	LT15
	3 0000	03/10/2008	52 08	68 25	-16 17	LT15
	4 0000	03/12/2008	69 44	91 79	-22 35	LT15
	2 0000	04/04/2008	34 72	46 34	-11 62	ST

ACCT 9046 4045006504
 FROM 01/01/2009
 TO 12/31/2009

COMERICA BANK
 STATEMENT OF CAPITAL GAINS AND LOSSES
 ST PIERRE FOUNDATION - ACC

RUN 02/01/2010
 05 58 19 PM

TRUST YEAR ENDING 12/31/2009

TAX PREPARER 3793
 TRUST ADMINISTRATOR 1520
 INVESTMENT OFFICER 6686

LEGEND F - FEDERAL S - STATE I - INHERITED
 E - EXEMPT FROM STATE U - ACQ COST UNKNOWN

PROPERTY DESCRIPTION	SHARES	DATE	SALES PRICE	COST BASIS	GAIN/LOSS	TERM
	7 0000	01/30/2009	121 52	135 71	-14 19	ST
	3 0000	02/02/2009	52 08	56 81	-4 73	ST
33 0000 POTLATCH CORP NEW COM - 737630103 - MINOR = 50						
SOLD		03/30/2009	704 21			
ACQ	5 0000	05/21/2008	106 70	185 56	-78 86	ST
	2 0000	05/23/2008	42 68	73 25	-30 57	ST
	2 0000	06/04/2008	42 68	78 04	-35 36	ST
	3 0000	06/10/2008	64 02	115 35	-51 33	ST
	2 0000	06/12/2008	42 68	77 42	-34 74	ST
	3 0000	06/26/2008	64 02	112 90	-48 88	ST
	3 0000	06/27/2008	64 02	111 09	-47 07	ST
	2 0000	08/28/2008	42 68	75 96	-33 28	ST
	2 0000	10/24/2008	42 68	48 25	-5 57	ST
	3 0000	12/03/2008	64 02	57 24	6 78	ST
	6 0000	01/13/2009	128 04	143 42	-15 38	ST
12 0000 PRAXAIR INC - 74005P104 - MINOR = 31000						
SOLD		03/30/2009	788 03			
ACQ	12 0000	03/09/2005	788 03	577 99	210 04	LT15
4 0000 PRAXAIR INC - 74005P104 - MINOR = 31000						
SOLD		07/08/2009	273 47			
ACQ	4 0000	04/01/2009	273 47	274 44	-0 97	ST
4 0000 PRAXAIR INC - 74005P104 - MINOR = 31000						
SOLD		11/06/2009	326 72			
ACQ	4 0000	03/09/2005	326 72	192 66	134 06	LT15
20 0000 T ROWE PRICE GROUP INC - 74144T108 - MINOR = 3100						
SOLD		03/30/2009	549 88			
ACQ	20 0000	08/19/2008	549 88	1143 80	-593 92	ST
7 0000 T ROWE PRICE GROUP INC - 74144T108 - MINOR = 3100						
SOLD		07/08/2009	260 06			
ACQ	5 0000	07/07/2004	185 76	120 59	65 17	LT15
	2 0000	08/19/2008	74 30	114 38	-40 08	ST
7 0000 T ROWE PRICE GROUP INC - 74144T108 - MINOR = 3100						
SOLD		09/25/2009	309 97			
ACQ	7 0000	07/07/2004	309 97	168 83	141 14	LT15
10 0000 PRICELINE COM - 741503403 - MINOR = 50						
SOLD		03/30/2009	796 26			
ACQ	1 0000	01/20/2009	79 63	66 42	13 21	ST
	9 0000	04/01/2009	716 63	723 20	-6 57	ST
3 0000 PRICELINE COM - 741503403 - MINOR = 50						
SOLD		07/08/2009	309 52			
ACQ	3 0000	01/20/2009	309 52	199 26	110 26	ST
3 0000 PRICELINE COM - 741503403 - MINOR = 50						
SOLD		10/28/2009	492 36			
ACQ	3 0000	01/20/2009	492 36	199 26	293 10	ST
6 0000 PRICELINE COM - 741503403 - MINOR = 50						
SOLD		10/28/2009	984 72			
ACQ	6 0000	01/20/2009	984 72	398 53	586 19	ST
1 0000 PRICELINE COM - 741503403 - MINOR = 50						
SOLD		11/06/2009	171 68			
ACQ	1 0000	01/20/2009	171 68	66 42	105 26	ST
36 0000 PROASSURANCE CORPORATION - 74267C106 - MINOR = 50						
SOLD		03/30/2009	1639 56			
ACQ	19 0000	10/14/2003	865 32	551 00	314 32	LT15
	4 0000	10/16/2006	182 17	197 44	-15 27	LT15
	2 0000	01/28/2008	91 09	109 56	-18 47	LT15
	3 0000	02/13/2008	136 63	164 31	-27 68	LT15
	6 0000	05/07/2008	273 26	298 56	-25 30	ST
	2 0000	12/02/2008	91 09	88 96	2 13	ST
18 0000 PROCTER & GAMBLE CO - 742718109 - MINOR = 50						
SOLD		03/30/2009	847 64			
ACQ	18 0000	04/08/2003	847 64	1578 27	-730 63	LT15
15 0000 PROCTER & GAMBLE CO - 742718109 - MINOR = 50						
SOLD		07/08/2009	789 30			
ACQ	15 0000	04/08/2003	789 30	672 23	117 07	LT15
4 0000 PROCTER & GAMBLE CO - 742718109 - MINOR = 50						
SOLD		07/14/2009	213 95			
ACQ	4 0000	04/08/2003	213 95	179 26	34 69	LT15
6 0000 PROCTER & GAMBLE CO - 742718109 - MINOR = 50						
SOLD		07/14/2009	320 94			
ACQ	6 0000	04/08/2003	320 94	268 89	52 05	LT15
4 0000 PROCTER & GAMBLE CO - 742718109 - MINOR = 50						
SOLD		09/25/2009	232 40			
ACQ	4 0000	04/08/2003	232 40	179 26	53 14	LT15
47 0000 PROMISE CO LTD ADR - 74344G104 - MINOR = 54						
SOLD		07/31/2009	241 57			
ACQ	47 0000	03/30/2009	241 57	383 05	-141 48	ST
47 0000 PROMISE CO LTD ADR - 74344G104 - MINOR = 54						
SOLD		07/31/2009	241 57			
ACQ	47 0000	04/01/2009	241 57	370 36	-128 79	ST
80 0000 PROVIDENT NEW YORK BANCORP - 744028101 - MINOR = 50						
SOLD		03/30/2009	685 32			
ACQ	56 0000	01/16/2004	479 72	633 02	-153 30	LT15
	8 0000	10/05/2004	68 53	94 00	-25 47	LT15
	2 0000	08/13/2007	17 13	27 65	-10 52	LT15
	11 0000	01/21/2009	94 23	108 23	-14 00	ST
	3 0000	01/29/2009	25 70	29 94	-4 24	ST

ACCT 9046 4045006504
 FROM 01/01/2009
 TO 12/31/2009

COMERICA BANK
 STATEMENT OF CAPITAL GAINS AND LOSSES
 ST PIERRE FOUNDATION - ACC

RUN 02/01/2010
 05 58 19 PM

TRUST YEAR ENDING 12/31/2009

TAX PREPARER 3793
 TRUST ADMINISTRATOR 1520
 INVESTMENT OFFICER 6686

LEGEND F - FEDERAL S - STATE I - INHERITED
 E - EXEMPT FROM STATE U - ACQ COST UNKNOWN

PROPERTY DESCRIPTION	SHARES	DATE	SALES PRICE	COST BASIS	GAIN/LOSS	TERM
11000 0000 PRUDENTIAL FINANCIAL INC 6% 12/01/2017 - 74432QBC8 - MINOR = 45						
SOLD		06/02/2009	10285 00			
ACQ	11000 0000	05/06/2009	10285 00	8580 00	1705 00	ST
15 0000 PUBLIC SERVICE ENTERPRISE GROUP INC - 744573106 - MINOR = 50						
SOLD		04/22/2009	426 54			
ACQ	15 0000	04/01/2009	426 54	442 80	-16 26	ST
6 0000 PUBLIC SERVICE ENTERPRISE GROUP INC - 744573106 - MINOR = 50						
SOLD		07/08/2009	187 49			
ACQ	6 0000	04/01/2009	187 49	177 12	10 37	ST
15 0000 PUBLIC SERVICE ENTERPRISE GROUP INC - 744573106 - MINOR = 50						
SOLD		10/26/2009	445 72			
ACQ	15 0000	04/01/2009	445 72	442 80	2 92	ST
34 0000 PUBLIC SERVICE ENTERPRISE GROUP INC - 744573106 - MINOR = 50						
SOLD		10/26/2009	1010 32			
ACQ	34 0000	03/30/2009	1010 32	964 56	45 76	ST
13 0000 QUALCOMM INC - 747525103 - MINOR = 50						
SOLD		03/30/2009	490 12			
ACQ	13 0000	12/01/2004	490 12	559 77	-69 65	LT15
8 0000 QUALCOMM INC - 747525103 - MINOR = 50						
SOLD		07/08/2009	348 25			
ACQ	8 0000	12/01/2004	348 25	344 47	3 78	LT15
8 0000 QUALCOMM INC - 747525103 - MINOR = 50						
SOLD		11/06/2009	351 27			
ACQ	8 0000	12/01/2004	351 27	344 47	6 80	LT15
5 0000 RWE AKTIENGESELLSCHAFT-SP ADR - 74975E303 - MINOR = 54						
SOLD		07/08/2009	366 99			
ACQ	5 0000	04/01/2009	366 99	353 75	13 24	ST
4 0000 RWE AKTIENGESELLSCHAFT-SP ADR - 74975E303 - MINOR = 54						
SOLD		11/06/2009	351 75			
ACQ	4 0000	04/01/2009	351 75	283 00	68 75	ST
9 0000 RAYTHEON COMPANY - 755111507 - MINOR = 3100						
SOLD		04/22/2009	374 08			
ACQ	9 0000	04/01/2009	374 08	353 07	21 01	ST
11 0000 RAYTHEON COMPANY - 755111507 - MINOR = 3100						
SOLD		04/22/2009	457 20			
ACQ	9 0000	03/30/2009	374 07	348 12	25 95	ST
	2 0000	04/01/2009	83 13	78 46	4 67	ST
9 0000 RED HAT INC - 756577102 - MINOR = 3100						
SOLD		07/08/2009	170 54			
ACQ	9 0000	03/30/2009	170 54	159 93	10 61	ST
7 0000 RED HAT INC - 756577102 - MINOR = 3100						
SOLD		11/06/2009	193 26			
ACQ	7 0000	03/30/2009	193 26	124 39	68 87	ST
26 0000 REED ELSEVIER PLC SPON ADR - 758205207 - MINOR = 54						
SOLD		03/30/2009	723 31			
ACQ	26 0000	04/08/2003	723 31	936 77	-213 46	LT15
34 0000 REINSURANCE GROUP OF AMERICA - 759351604 - MINOR = 50						
SOLD		03/30/2009	1063 17			
ACQ	9 0000	10/09/2008	281 43	304 89	-23 46	ST
	13 0000	10/10/2008	406 51	394 82	11 69	ST
	3 0000	10/13/2008	93 81	101 52	-7 71	ST
	2 0000	10/23/2008	62 54	65 21	-2 67	ST
	7 0000	10/29/2008	218 89	229 66	-10 77	ST
1 0000 RIO TINTO PLC ADR - 767204100 - MINOR = 54						
SOLD		11/06/2009	192 52			
ACQ	1 0000	08/19/2009	192 52	153 93	38 59	ST
7,0000 ROCHE HLDG LTD SPON ADR - 771195104 - MINOR = 54						
SOLD		07/08/2009	240 79			
ACQ	7 0000	04/01/2009	240 79	239 26	1 53	ST
6 0000 ROCHE HLDG LTD SPON ADR - 771195104 - MINOR = 54						
SOLD		11/06/2009	236 57			
ACQ	6 0000	04/01/2009	236 57	205 08	31 49	ST
36 0000 ROCK-TENN CO CL A - 772739207 - MINOR = 50						
SOLD		03/30/2009	963 71			
ACQ	1 0000	05/04/2005	26 77	10 41	16 36	LT15
	7 0000	08/08/2007	187 39	183 91	3 48	LT15
	11 0000	08/09/2007	294 47	281 07	13 40	LT15
	6 0000	12/19/2007	160 62	143 51	17 11	LT15
	6 0000	01/11/2008	160 62	138 57	22 05	LT15
	5 0000	11/18/2008	133 85	152 63	-18 78	ST
44 0000 ROYAL DUTCH SHELL PLC-ADR A - 780259206 - MINOR = 54						
SOLD		03/30/2009	1937 39			
ACQ	25 0000	04/08/2003	1100 79	1059 50	41 29	LT15
	11 0000	05/07/2003	484 35	481 69	2 66	LT15
	8 0000	12/08/2008	352 25	394 29	-42 04	ST
79 0000 ROYAL PTT NEDERLAND SPONSORED ADR - 780641205 - MINOR = 54						
SOLD		04/15/2009	965 44			
ACQ	79 0000	04/01/2009	965 44	1087 04	-121 60	ST
5 0000 ROYAL PTT NEDERLAND SPONSORED ADR - 780641205 - MINOR = 54						
SOLD		07/08/2009	67 79			
ACQ	5 0000	04/01/2009	67 79	68 80	-1 01	ST
14 0000 ROYAL PTT NEDERLAND SPONSORED ADR - 780641205 - MINOR = 54						
SOLD		07/08/2009	189 83			
ACQ	5 0000	03/30/2009	67 80	65 30	2 50	ST
	9 0000	04/01/2009	122 03	123 84	-1 81	ST

ACCT 9046 4045006504
 FROM 01/01/2009
 TO 12/31/2009

COMERICA BANK
 STATEMENT OF CAPITAL GAINS AND LOSSES
 ST PIERRE FOUNDATION - ACC

RUN 02/01/2010
 05 58 19 PM

TRUST YEAR ENDING 12/31/2009

TAX PREPARER 3793
 TRUST ADMINISTRATOR 1520
 INVESTMENT OFFICER 6686

LEGEND F - FEDERAL S - STATE I - INHERITED
 E - EXEMPT FROM STATE U - ACQ COST UNKNOWN

PROPERTY DESCRIPTION	SHARES	DATE	SALES PRICE	COST BASIS	GAIN/LOSS	TERM
14 0000 ROYAL PTT NEDERLAND SPONSORED ADR - 780641205 - MINOR = 54						
SOLD		11/06/2009	251 85			
ACQ	14 0000	03/30/2009	251 85	182 84	69 01	ST
12 0000 SEI INVESTMENT COMPANY - 784117103 - MINOR = 50						
SOLD		07/08/2009	201 47			
ACQ	12 0000	04/01/2009	201 47	148 20	53 27	ST
14 0000 SEI INVESTMENT COMPANY - 784117103 - MINOR = 50						
SOLD		08/27/2009	262 40			
ACQ	14 0000	04/01/2009	262 40	172 90	89 50	ST
10 0000 SEI INVESTMENT COMPANY - 784117103 - MINOR = 50						
SOLD		09/25/2009	193 69			
ACQ	10 0000	04/01/2009	193 69	123 50	70 19	ST
49 0000 SK TELECOM CO ADR - 78440P108 - MINOR = 54						
SOLD		03/30/2009	751 65			
ACQ	40 0000	05/12/2004	613 59	796 30	-182 71	LT15
	9 0000	07/26/2004	138 06	157 12	-19 06	LT15
13 0000 ST MARY LD & EXPL CO - 792228108 - MINOR = 3100						
SOLD		03/30/2009	172 89			
ACQ	13 0000	04/08/2003	172 89	162 37	10 52	LT15
29 0000 SALLY BEAUTY HLDGS INC - 79546E104 - MINOR = 50						
SOLD		11/06/2009	216 04			
ACQ	29 0000	04/01/2009	216 04	171 97	44 07	ST
4 0000 SANOFI-SYNTHELABO ADR - 80105N105 - MINOR = 54						
SOLD		03/30/2009	109 03			
ACQ	4 0000	12/08/2008	109 03	117 08	-8 05	ST
12 0000 SANOFI-SYNTHELABO ADR - 80105N105 - MINOR = 54						
SOLD		07/08/2009	351 95			
ACQ	7 0000	04/08/2003	205 30	134 22	71 08	LT15
	5 0000	03/05/2007	146 65	208 15	-61 50	LT15
11 0000 SANOFI-SYNTHELABO ADR - 80105N105 - MINOR = 54						
SOLD		09/22/2009	415 82			
ACQ	11 0000	04/08/2003	415 82	210 92	204 90	LT15
22 0000 SANOFI-SYNTHELABO ADR - 80105N105 - MINOR = 54						
SOLD		09/22/2009	831 64			
ACQ	22 0000	04/08/2003	831 64	421 83	409 81	LT15
7 0000 SANOFI-SYNTHELABO ADR - 80105N105 - MINOR = 54						
SOLD		11/06/2009	256 61			
ACQ	5 0000	12/08/2008	183 29	146 34	36 95	ST
	2 0000	04/01/2009	73 32	55 74	17 58	ST
5 0000 SAP AG SPONSORED ADR SAP AKTIENGESELLSCHAFT - 803054204 - MINOR = 54						
SOLD		07/08/2009	194 44			
ACQ	5 0000	04/01/2009	194 44	178 15	16 29	ST
5 0000 SAP AG SPONSORED ADR SAP AKTIENGESELLSCHAFT - 803054204 - MINOR = 54						
SOLD		11/06/2009	233 59			
ACQ	5 0000	04/01/2009	233 59	178 15	55 44	ST
9 0000 SCHEIN HENRY INC - 806407102 - MINOR = 3100						
SOLD		03/30/2009	354 44			
ACQ	9 0000	10/11/2006	354 44	460 33	-105 89	LT15
10 0000 SCHEIN HENRY INC - 806407102 - MINOR = 3100						
SOLD		07/08/2009	444 68			
ACQ	1 0000	08/03/2005	44 47	42 60	1 87	LT15
	9 0000	10/11/2006	400 21	460 32	-60 11	LT15
7 0000 SCHEIN HENRY INC - 806407102 - MINOR = 3100						
SOLD		09/25/2009	383 94			
ACQ	7 0000	08/03/2005	383 94	298 19	85 75	LT15
4 0000 SCHEIN HENRY INC - 806407102 - MINOR = 3100						
SOLD		11/06/2009	202 23			
ACQ	4 0000	08/03/2005	202 23	170 39	31 84	LT15
111 0000 SCHERING PLOUGH CORP - 806605101 - MINOR = 3100						
SOLD		03/30/2009	2633 23			
ACQ	40 0000	04/08/2003	948 91	685 20	263 71	LT15
	35 0000	06/10/2005	830 30	684 24	146 06	LT15
	32 0000	07/06/2005	759 13	607 00	152 13	LT15
	4 0000	01/24/2006	94 89	78 27	16 62	LT15
9 0000 SCHERING PLOUGH CORP - 806605101 - MINOR = 3100						
SOLD		04/07/2009	209 30			
ACQ	9 0000	04/01/2009	209 30	212 13	-2 83	ST
35 0000 SCHERING PLOUGH CORP - 806605101 - MINOR = 3100						
SOLD		04/07/2009	813 97			
ACQ	9 0000	04/08/2003	209 31	154 17	55 14	LT15
	26 0000	04/01/2009	604 66	612 82	-8 16	ST
19 0000 SCHERING PLOUGH CORP - 806605101 - MINOR = 3100						
SOLD		04/22/2009	412 66			
ACQ	19 0000	04/08/2003	412 66	325 47	87 19	LT15
23 0000 SCHERING PLOUGH CORP - 806605101 - MINOR = 3100						
SOLD		05/15/2009	536 10			
ACQ	23 0000	04/08/2003	536 10	393 99	142 11	LT15
20 0000 SCHLUMBERGER LTD - 806857108 - MINOR = 54						
SOLD		03/30/2009	826 39			
ACQ	14 0000	01/19/2006	578 47	804 53	-226 06	LT15
	6 0000	06/14/2007	247 92	503 90	-255 98	LT15
4 0000 SCHLUMBERGER LTD - 806857108 - MINOR = 54						
SOLD		07/08/2009	198 55			
ACQ	4 0000	01/19/2006	198 55	229 86	-31 31	LT15

ACCT 9046 4045006504
 FROM 01/01/2009
 TO 12/31/2009

COMERICA BANK
 STATEMENT OF CAPITAL GAINS AND LOSSES
 ST PIERRE FOUNDATION - ACC

PAGE 263
 RUN 02/01/2010
 05 58 19 PM

TRUST YEAR ENDING 12/31/2009

TAX PREPARER 3793
 TRUST ADMINISTRATOR 1520
 INVESTMENT OFFICER 6686

LEGEND F - FEDERAL S - STATE I - INHERITED
 E - EXEMPT FROM STATE U - ACQ COST UNKNOWN

PROPERTY DESCRIPTION	SHARES	DATE	SALES PRICE	COST BASIS	GAIN/LOSS	TERM
4 0000 SCHLUMBERGER LTD - 806857108 - MINOR = 54						
SOLD		09/25/2009	238 24			
ACQ	4 0000	01/19/2006	238 24	229 86	8 38	LT15
26 0000 SCHWAB CHARLES CORP NEW - 808513105 - MINOR = 50						
SOLD		03/30/2009	381 21			
ACQ	26 0000	09/19/2008	381 21	655 25	-274 04	ST
12 0000 SCHWAB CHARLES CORP NEW - 808513105 - MINOR = 50						
SOLD		09/25/2009	222 47			
ACQ	12 0000	09/19/2008	222 47	302 43	-79 96	LT15
17 0000 SCHWAB CHARLES CORP NEW - 808513105 - MINOR = 50						
SOLD		10/28/2009	298 10			
ACQ	17 0000	09/19/2008	298 10	428 43	-130 33	LT15
32 0000 SCHWAB CHARLES CORP NEW - 808513105 - MINOR = 50						
SOLD		10/28/2009	561 13			
ACQ	3 0000	09/19/2008	52 61	75 61	-23 00	LT15
	29 0000	04/01/2009	508 52	442 19	66 33	ST
10 0000 SCOTTISH & SOUTHERN ENERGY PLC SPONS ADR - 81012K309 - MINOR = 54						
SOLD		07/08/2009	180 39			
ACQ	10 0000	04/01/2009	180 39	161 50	18 89	ST
15 0000 SCOTTISH & SOUTHERN ENERGY PLC SPONS ADR - 81012K309 - MINOR = 54						
SOLD		08/19/2009	265 69			
ACQ	15 0000	04/01/2009	265 69	242 25	23 44	ST
3 0000 SCOTTISH & SOUTHERN ENERGY PLC SPONS ADR - 81012K309 - MINOR = 54						
SOLD		08/20/2009	53 43			
ACQ	3 0000	04/01/2009	53 43	48 45	4 98	ST
28 0000 SCOTTISH & SOUTHERN ENERGY PLC SPONS ADR - 81012K309 - MINOR = 54						
SOLD		08/20/2009	498 77			
ACQ	28 0000	03/30/2009	498 77	429 80	68 97	ST
13 0000 SCOTTS CO - 810186106 - MINOR = 50						
SOLD		03/30/2009	448 75			
ACQ	7 0000	11/18/2008	241 63	197 58	44 05	ST
	6 0000	01/14/2009	207 12	182 59	24 53	ST
22 0000 SILGAN HOLDINGS INC - 827048109 - MINOR = 50						
SOLD		03/30/2009	1135 48			
ACQ	10 0000	10/03/2006	516 13	378 02	138 11	LT15
	10 0000	10/20/2006	516 13	414 58	101 55	LT15
	2 0000	12/21/2006	103 23	85 22	18 01	LT15
32 0000 SMITH INTERNATL INC - 832110100 - MINOR = 50						
SOLD		03/30/2009	718 39			
ACQ	32 0000	06/15/2007	718 39	1918 79	-1200 40	LT15
19 0000 SMITH INTERNATL INC - 832110100 - MINOR = 50						
SOLD		05/21/2009	493 13			
ACQ	19 0000	06/15/2007	493 13	1139 27	-646 14	LT15
22 0000 SMITH INTERNATL INC - 832110100 - MINOR = 50						
SOLD		05/21/2009	570 99			
ACQ	3 0000	06/15/2007	77 86	179 89	-102 03	LT15
	19 0000	04/01/2009	493 13	416 48	76 65	ST
11 0000 SNAP ON INC - 833034101 - MINOR = 50						
SOLD		03/30/2009	275 65			
ACQ	11 0000	11/14/2008	275 65	359 54	-83 89	ST
57 2000 SOCIETE GENERALE FRANCE ADR - 83364L109 - MINOR = 54						
SOLD		11/10/2009	57 20			
ACQ	57 2000		57 20		57 20	ST
27 0000 SONIC CORP - 835451105 - MINOR = 50						
SOLD		07/08/2009	252 50			
ACQ	27 0000	04/01/2009	252 50	261 84	-9 34	ST
22 0000 SONIC CORP - 835451105 - MINOR = 50						
SOLD		11/06/2009	218 45			
ACQ	22 0000	04/01/2009	218 45	213 35	5 10	ST
33 0000 SOUTHWESTERN ENERGY CO - 845467109 - MINOR = 50						
SOLD		03/30/2009	1003 88			
ACQ	33 0000	06/06/2008	1003 88	1543 45	-539 57	ST
5 0000 SOUTHWESTERN ENERGY CO - 845467109 - MINOR = 50						
SOLD		09/25/2009	204 49			
ACQ	5 0000	06/06/2008	204 49	233 86	-29 37	LT15
13 0000 SOUTHWESTERN ENERGY CO - 845467109 - MINOR = 50						
SOLD		10/05/2009	544 95			
ACQ	5 0000	06/06/2008	209 60	233 85	-24 25	LT15
	8 0000	04/01/2009	335 35	240 08	95 27	ST
32 0000 SPIRIT AEROSYSTEMS HLDGS INC - 848574109 - MINOR = 50						
SOLD		03/30/2009	322 23			
ACQ	32 0000	06/06/2008	322 23	1496 67	-1174 44	ST
85 0000 STAGE STORES INC - 85254C305 - MINOR = 50						
SOLD		03/30/2009	824 49			
ACQ	55 0000	10/31/2003	533 49	722 09	-188 60	LT15
	7 0000	05/17/2007	67 90	143 68	-75 78	LT15
	7 0000	12/26/2007	67 90	105 23	-37 33	LT15
	5 0000	01/04/2008	48 50	62 29	-13 79	LT15
	11 0000	01/29/2009	106 70	87 12	19 58	ST
45 0000 STANTEC INC COMMON STOCK - 85472N109 - MINOR = 50						
SOLD		03/30/2009	787 49			
ACQ	15 0000	12/12/2006	262 50	314 26	-51 76	LT15
	10 0000	01/10/2007	175 00	202 98	-27 98	LT15
	5 0000	06/17/2008	87 50	139 95	-52 45	ST
	4 0000	06/19/2008	70 00	110 80	-40 80	ST
	4 0000	07/14/2008	70 00	91 79	-21 79	ST
	7 0000	10/24/2008	122 50	100 94	21 56	ST

ACCT 9046 4045006504
 FROM 01/01/2009
 TO 12/31/2009

COMERICA BANK
 STATEMENT OF CAPITAL GAINS AND LOSSES
 ST PIERRE FOUNDATION - ACC

PAGE 264

RUN 02/01/2010
 05 58 19 PM

TRUST YEAR ENDING 12/31/2009

TAX PREPARER 3793
 TRUST ADMINISTRATOR 1520
 INVESTMENT OFFICER 6686

LEGEND F - FEDERAL S - STATE I - INHERITED
 E - EXEMPT FROM STATE U - ACQ COST UNKNOWN

PROPERTY DESCRIPTION	SHARES	DATE	SALES PRICE	COST BASIS	GAIN/LOSS	TERM
11 0000 STAPLES INC - 855030102 - MINOR = 50						
SOLD		07/08/2009	213 63			
ACQ	11 0000	04/01/2009	213 63	200 40	13 23	ST
9 0000 STAPLES INC - 855030102 - MINOR = 50						
SOLD		09/25/2009	205 49			
ACQ	9 0000	04/01/2009	205 49	163 96	41 53	ST
4 0000 STATE STREET CORP - 857477103 - MINOR = 50						
SOLD		09/25/2009	206 51			
ACQ	4 0000	07/07/2004	206 51	195 61	10 90	LT15
1 0000 STATE STREET CORP - 857477103 - MINOR = 50						
SOLD		11/04/2009	40 74			
ACQ	1 0000	07/07/2004	40 74	48 90	-8 16	LT15
18 0000 STATE STREET CORP - 857477103 - MINOR = 50						
SOLD		11/04/2009	733 55			
ACQ	18 0000	07/07/2004	733 55	880 23	-146 68	LT15
10 0000 STATOIL ASA SPON ADR - 85771P102 - MINOR = 54						
SOLD		07/08/2009	181 69			
ACQ	10 0000	04/01/2009	181 69	178 00	3 69	ST
17 0000 STERLITE INDS INDIA LTD ADR - 859737207 - MINOR = 54						
SOLD		07/08/2009	182 40			
ACQ	17 0000	05/07/2009	182 40	169 24	13 16	ST
12 0000 STERLITE INDS INDIA LTD ADR - 859737207 - MINOR = 54						
SOLD		09/25/2009	183 23			
ACQ	12 0000	08/27/2009	183 23	166 83	16 40	ST
9 0000 STERLITE INDS INDIA LTD ADR - 859737207 - MINOR = 54						
SOLD		12/11/2009	159 66			
ACQ	9 0000	08/27/2009	159 66	125 12	34 54	ST
14 0000 STERLITE INDS INDIA LTD ADR - 859737207 - MINOR = 54						
SOLD		12/14/2009	250 30			
ACQ	14 0000	08/27/2009	250 30	194 64	55 66	ST
35 0000 STERLITE INDS INDIA LTD ADR - 859737207 - MINOR = 54						
SOLD		12/14/2009	625 76			
ACQ	35 0000	05/07/2009	625 76	348 44	277 32	ST
12 0000 STRYKER CORP - 863667101 - MINOR = 3100						
SOLD		03/30/2009	400 80			
ACQ	12 0000	07/07/2004	400 80	684 24	-283 44	LT15
13 0000 STRYKER CORP - 863667101 - MINOR = 3100						
SOLD		07/10/2009	486 86			
ACQ	13 0000	07/07/2004	486 86	741 26	-254 40	LT15
14 0000 STRYKER CORP - 863667101 - MINOR = 3100						
SOLD		07/10/2009	524 31			
ACQ	1 0000	07/07/2004	37 45	57 02	-19 57	LT15
28 0000 SUPERIOR ENERGY SVCS INC - 868157108 - MINOR = 3100						
SOLD		03/30/2009	486 86	427 18	59 68	ST
ACQ	13 0000	04/01/2009				
8 0000		04/08/2003	107 04	69 76	37 28	LT15
4 0000		02/16/2007	53 52	117 90	-64 38	LT15
6 0000		02/20/2007	80 28	174 10	-93 82	LT15
4 0000		10/20/2008	53 52	79 89	-26 37	ST
6 0000		10/28/2008	80 28	93 11	-12.83	ST
172 0000 SYNIVERSE HOLDINGS INC - 87163F106 - MINOR = 50						
SOLD		03/30/2009	2726 52			
ACQ	16 0000	06/08/2005	253 63	208 06	45 57	LT15
	13 0000	06/18/2007	206 07	162 39	43 68	LT15
	15 0000	06/26/2007	237 78	186 66	51 12	LT15
	13 0000	07/05/2007	206 07	116 16	89 91	LT15
	8 0000	12/04/2007	126 81	121 66	5 15	LT15
	9 0000	12/05/2007	142 67	134 44	8 23	LT15
	5 0000	12/05/2007	79 26	75 00	4 26	LT15
	14 0000	06/05/2008	221 93	266 45	-44 52	ST
	60 0000	11/06/2008	951 11	627 74	323 37	ST
	19 0000	11/07/2008	301 19	168 86	132 33	ST
14 0000 TJX COMPANIES INC NEW - 872540109 - MINOR = 50						
SOLD		07/28/2009	507 07			
ACQ	14 0000	03/30/2009	507 07	360 78	146 29	ST
1 0000 TJX COMPANIES INC NEW - 872540109 - MINOR = 50						
SOLD		11/06/2009	38 32			
ACQ	1 0000	03/30/2009	38 32	25 77	12 55	ST
4 0000 TJX COMPANIES INC NEW - 872540109 - MINOR = 50						
SOLD		11/06/2009	153 31			
ACQ	3 0000	03/30/2009	114 98	77 31	37 67	ST
	1 0000	04/01/2009	38 33	25 49	12 84	ST
14 0000 TAKEDA PHARMACEUTICAL CO ADR - 874060106 - MINOR = 54						
SOLD		08/19/2009	276 63			
ACQ	14 0000	03/30/2009	276 63	250 32	26 31	ST
6 0000 TAKEDA PHARMACEUTICAL CO ADR - 874060106 - MINOR = 54						
SOLD		08/20/2009	118 30			
ACQ	6 0000	03/30/2009	118 30	107 28	11 02	ST
22 0000 TAKEDA PHARMACEUTICAL CO ADR - 874060106 - MINOR = 54						
SOLD		08/20/2009	433 78			
ACQ	22 0000	04/01/2009	433 78	391 60	42 18	ST
66 0000 TAL INTL GROUP INC - 874083108 - MINOR = 50						
SOLD		03/30/2009	484 43			
ACQ	16 0000	01/30/2006	117 44	338 72	-221 28	LT15
	22 0000	02/01/2006	161 48	458 58	-297 10	LT15
	3 0000	09/11/2006	22 02	67 08	-45 06	LT15
	3 0000	10/09/2007	22 02	72 69	-50 67	LT15

ACCT 9046 4045006504
 FROM 01/01/2009
 TO 12/31/2009

COMERICA BANK
 STATEMENT OF CAPITAL GAINS AND LOSSES
 ST PIERRE FOUNDATION - ACC

RUN 02/01/2010
 05 58 19 PM

TRUST YEAR ENDING 12/31/2009

TAX PREPARER 3793
 TRUST ADMINISTRATOR 1520
 INVESTMENT OFFICER 6686

LEGEND F - FEDERAL S - STATE I - INHERITED
 E - EXEMPT FROM STATE U - ACQ COST UNKNOWN

PROPERTY DESCRIPTION	SHARES	DATE	SALES PRICE	COST BASIS	GAIN/LOSS	TERM
	3 0000	10/11/2007	22 02	72 27	-50 25	LT15
	4 0000	03/07/2008	29 36	85 04	-55 68	LT15
	9 0000	09/19/2008	66 06	214 11	-148 05	ST
	6 0000	10/08/2008	44 04	95 95	-51 91	ST
62 0000 TALISMAN ENERGY INC - 87425E103 - MINOR = 54						
SOLD		03/30/2009	621 85			
ACQ	62 0000	10/15/2008	621 85	608 84	13 01	ST
97 0000 TEKELEC - 879101103 - MINOR = 50						
SOLD		03/30/2009	1272 09			
ACQ	1 0000	03/23/2006	13 11	13 10	0 01	LT15
	12 0000	06/06/2006	157 37	151 30	6 07	LT15
	8 0000	06/12/2006	104 91	92 94	11 97	LT15
	25 0000	07/20/2006	327 86	251 67	76 19	LT15
	7 0000	02/26/2007	91 80	90 83	0 97	LT15
	10 0000	11/14/2007	131 14	120 20	10 94	LT15
	17 0000	12/31/2007	222 94	211 44	11 50	LT15
	9 0000	03/13/2008	118 03	102 25	15 78	LT15
	8 0000	11/26/2008	104 91	93 20	11 71	ST
3 0000 TELEFONICA, S A (SPAIN) SPON ADR - 879382208 - MINOR = 54						
SOLD		03/30/2009	175 49			
ACQ	3 0000	12/08/2008	175 49	187 91	-12 42	ST
7 0000 TELEFONICA, S A (SPAIN) SPON ADR - 879382208 - MINOR = 54						
SOLD		07/08/2009	456 24			
ACQ	7 0000	06/07/2007	456 24	462 34	-6 10	LT15
4 0000 TELEFONICA, S A (SPAIN) SPON ADR - 879382208 - MINOR = 54						
SOLD		09/25/2009	325 32			
ACQ	2 0000	04/08/2003	162 66	58 75	103 91	LT15
	2 0000	06/07/2007	162 66	132 10	30 56	LT15
2 0000 TELEFONICA, S A (SPAIN) SPON ADR - 879382208 - MINOR = 54						
SOLD		11/06/2009	166 17			
ACQ	2 0000	04/08/2003	166 17	58 75	107 42	LT15
6 0000 TENARIS SA-ADR - 88031M109 - MINOR = 54						
SOLD		11/06/2009	237 71			
ACQ	6 0000	09/22/2009	237 71	218 73	18 98	ST
65 0000 TEXAS INSTRS INC - 882508104 - MINOR = 31001						
SOLD		03/30/2009	1066 19			
ACQ	56 0000	02/03/2004	918 56	1727 60	-809 04	LT15
	9 0000	07/07/2004	147 63	203 67	-56 04	LT15
12 0000 TEXAS INSTRS INC - 882508104 - MINOR = 31001						
SOLD		07/08/2009	244 91			
ACQ	12 0000	07/07/2004	244 91	271 56	-26 65	LT15
12 0000 TEXAS INSTRS INC - 882508104 - MINOR = 31001						
SOLD		11/06/2009	288 71			
ACQ	12 0000	07/07/2004	288 71	271 56	17 15	LT15
6 0000 THERMO ELECTRON CORP - 883556102 - MINOR = 3100						
SOLD		07/08/2009	227 93			
ACQ	6 0000	03/07/2008	227 93	322 24	-94 31	LT15
5 0000 THERMO ELECTRON CORP - 883556102 - MINOR = 3100						
SOLD		11/06/2009	223 64			
ACQ	5 0000	03/07/2008	223 64	268 54	-44 90	LT15
18 0000 THOMPSON CREEK METALS CO INC - 884768102 - MINOR = 54						
SOLD		11/06/2009	212 44			
ACQ	18 0000	09/01/2009	212 44	205 72	6 72	ST
3000 0000 3M CO 4 375% 08/15/2013 - 88579EAE5 - MINOR = 45						
SOLD		03/30/2009	3130 23			
ACQ	3000 0000	08/20/2008	3130 23	3009 84	120 39	ST
7 0000 TIFFANY & CO - 886547108 - MINOR = 3100						
SOLD		09/25/2009	252 97			
ACQ	7 0000	04/01/2009	252 97	152 18	100 79	ST
6 0000 TIFFANY & CO - 886547108 - MINOR = 3100						
SOLD		11/06/2009	248 03			
ACQ	6 0000	04/01/2009	248 03	130 44	117 59	ST
3 0000 TIFFANY & CO - 886547108 - MINOR = 3100						
SOLD		11/16/2009	128 72			
ACQ	3 0000	04/01/2009	128 72	65 22	63 50	ST
4 0000 TIFFANY & CO - 886547108 - MINOR = 3100						
SOLD		11/16/2009	171 62			
ACQ	3 0000	03/30/2009	128 72	63 24	65 48	ST
	1 0000	04/01/2009	42 91	21 74	21 17	ST
6670 TIME WARNER INC - 887317303 - MINOR = 50						
SOLD		03/30/2009	12 14			
ACQ	6670	06/06/2008	12 14	23 30	-11 16	ST
67 0000 TIME WARNER INC - 887317303 - MINOR = 50						
SOLD		04/27/2009	1435 25			
ACQ	16 3330	12/13/2004	349 88	676 79	-326 91	LT15
	5 3330	04/09/2007	114 24	254 60	-140 36	LT15
	14 6670	08/03/2007	314 19	626 73	-312 54	LT15
	3 0000	06/06/2008	64 26	104 80	-40 54	ST
	27 6670	10/13/2008	592 67	609 40	-16 73	ST
14 0000 TIME WARNER INC - 887317303 - MINOR = 50						
SOLD		06/24/2009	346 52			
ACQ	8 0000	12/13/2004	198 01	331 50	-133 49	LT15
	6 0000	12/07/2005	148 51	246 18	-97 67	LT15

ACCT 9046 4045006504
 FROM 01/01/2009
 TO 12/31/2009

COMERICA BANK
 STATEMENT OF CAPITAL GAINS AND LOSSES
 ST PIERRE FOUNDATION - ACC

RUN 02/01/2010
 05 58 19 PM

TRUST YEAR ENDING 12/31/2009

TAX PREPARER 3793
 TRUST ADMINISTRATOR 1520
 INVESTMENT OFFICER 6686

LEGEND F - FEDERAL S - STATE I - INHERITED
 E - EXEMPT FROM STATE U - ACQ COST UNKNOWN

PROPERTY DESCRIPTION	SHARES	DATE	SALES PRICE	COST BASIS	GAIN/LOSS	TERM
31 0000 TIME WARNER INC - 887317303 - MINOR = 50						
SOLD		07/07/2009	724 76			
ACQ	14 6670	02/28/2005	342 90	562 29	-219 39	LT15
	6 3330	12/07/2005	148 06	259 84	-111 78	LT15
	10 0000	12/21/2005	233 79	401 77	-167 98	LT15
2800 TIME WARNER CABLE INC - 88732J207 - MINOR = 50						
SOLD		03/30/2009	7 68			
ACQ	2800	06/06/2008	7 68	12 85	-5 17	ST
28 0000 TIME WARNER CABLE INC - 88732J207 - MINOR = 50						
SOLD		04/27/2009	752 63			
ACQ	6 1080	12/13/2004	164 18	332 22	-168 04	LT15
	3 6810	02/28/2005	98 94	185 27	-86 33	LT15
	3 0960	12/07/2005	83 22	166 73	-83 51	LT15
	2 5100	12/21/2005	67 47	132 38	-64 91	LT15
	1 3390	04/09/2007	35 99	83 89	-47 90	LT15
	3 6810	08/03/2007	98 94	206 50	-107 56	LT15
	6400	06/06/2008	17 20	29 36	-12 16	ST
	6 9450	10/13/2008	186 68	200 76	-14 08	ST
13 0000 TOKIO MARINE HOLDINGS ADR - 889094108 - MINOR = 54						
SOLD		07/08/2009	338 64			
ACQ	13 0000	03/30/2009	338 64	332 80	5 84	ST
10 0000 TOKIO MARINE HOLDINGS ADR - 889094108 - MINOR = 54						
SOLD		11/06/2009	261 79			
ACQ	10 0000	03/30/2009	261 79	256 00	5 79	ST
28 0000 TORCHMARK CORP - 891027104 - MINOR = 50						
SOLD		03/30/2009	709 79			
ACQ	7 0000	07/05/2005	177 45	369 67	-192 22	LT15
	8 0000	07/06/2005	202 80	422 40	-219 60	LT15
	6 0000	07/08/2005	152 10	316 67	-164.57	LT15
	7 0000	07/20/2005	177 45	370 50	-193 05	LT15
12 0000 TOTAL S A SPONSORED ADR - 89151E109 - MINOR = 54						
SOLD		07/08/2009	605 50			
ACQ	10 0000	04/08/2003	504 58	331 16	173 42	LT15
	2 0000	09/05/2007	100 92	149 50	-48 58	LT15
8 0000 TOTAL S A SPONSORED ADR - 89151E109 - MINOR = 54						
SOLD		09/25/2009	469 42			
ACQ	8 0000	04/08/2003	469 42	264 93	204 49	LT15
14 0000 TOTAL S A SPONSORED ADR - 89151E109 - MINOR = 54						
SOLD		10/01/2009	808 01			
ACQ	13 0000	04/08/2003	750 30	430 50	319 80	LT15
	1 0000	12/08/2008	57 72	49 95	7 77	ST
8 0000 TOTAL S A SPONSORED ADR - 89151E109 - MINOR = 54						
SOLD		11/06/2009	497 50			
ACQ	7 0000	12/08/2008	435 31	349 61	85 70	ST
	1 0000	04/01/2009	62 19	49 29	12 90	ST
13 0000 TOTAL SYSTEMS SERV - 891906109 - MINOR = 3100						
SOLD		09/25/2009	205 69			
ACQ	13 0000	04/01/2009	205 69	180 57	25 12	ST
4 0000 TOYOTA MTR CORP ADR - 892331307 - MINOR = 54						
SOLD		07/08/2009	293 87			
ACQ	4 0000	04/01/2009	293 87	270 56	23 31	ST
2 0000 TOYOTA MTR CORP ADR - 892331307 - MINOR = 54						
SOLD		11/06/2009	156 17			
ACQ	2 0000	10/10/2008	156 17	120 01	36 16	LT15
11 0000 TRAVELERS COS INC - 89417E109 - MINOR = 50						
SOLD		04/28/2009	452 46			
ACQ	11 0000	04/01/2009	452 46	459 91	-7 45	ST
2 0000 TRAVELERS COS INC - 89417E109 - MINOR = 50						
SOLD		05/15/2009	79 50			
ACQ	2 0000	04/01/2009	79 50	83 62	-4 12	ST
20 0000 TRAVELERS COS INC - 89417E109 - MINOR = 50						
SOLD		05/15/2009	795 07			
ACQ	2 0000	12/12/2008	79 51	79 22	0 29	ST
	18 0000	04/01/2009	715 56	752 58	-37 02	ST
17 0000 TRAVELERS COS INC - 89417E109 - MINOR = 50						
SOLD		08/10/2009	788 03			
ACQ	17 0000	12/12/2008	788 03	673 39	114 64	ST
25 0000 TURKCELL ILETISIM HIZMET ADR - 900111204 - MINOR = 54						
SOLD		07/08/2009	333 74			
ACQ	25 0000	04/01/2009	333.74	318 25	15 49	ST
16 0000 TURKCELL ILETISIM HIZMET ADR - 900111204 - MINOR = 54						
SOLD		09/25/2009	276 15			
ACQ	16 0000	04/01/2009	276 15	203 68	72 47	ST
11 0000 TURKCELL ILETISIM HIZMET ADR - 900111204 - MINOR = 54						
SOLD		11/06/2009	184 09			
ACQ	11 0000	04/01/2009	184 09	140 03	44 06	ST
44 0000 UGI CORP - 902681105 - MINOR = 50						
SOLD		03/30/2009	1041 47			
ACQ	35 0000	10/07/2003	828 44	542 01	286 43	LT15
	6 0000	09/19/2008	142 02	155 69	-13 67	ST
	3 0000	10/27/2008	71 01	65 16	5 85	ST
11 0000 US BANCORP - 902973304 - MINOR = 50						
SOLD		11/06/2009	260 72			
ACQ	11 0000	05/15/2009	260 72	196 36	64 36	ST

TRUST YEAR ENDING 12/31/2009

TAX PREPARER 3793
 TRUST ADMINISTRATOR 1520
 INVESTMENT OFFICER 6686

LEGEND F - FEDERAL S - STATE I - INHERITED
 E - EXEMPT FROM STATE U - ACQ COST UNKNOWN

PROPERTY DESCRIPTION	SHARES	DATE	SALES PRICE	COST BASIS	GAIN/LOSS	TERM
13 0000 UNILEVER PLC-SPONSORED ADR - 904767704 - MINOR = 54						
SOLD		07/08/2009	303 41			
ACQ	13 0000	04/01/2009	303 41	249 60	53 81	ST
9 0000 UNILEVER PLC-SPONSORED ADR - 904767704 - MINOR = 54						
SOLD		09/25/2009	249 47			
ACQ	9 0000	04/01/2009	249 47	172 80	76 67	ST
228 0000 UNILEVER NV- NY SHARES - 904784709 - MINOR = 54						
SOLD		03/30/2009	4295 60			
ACQ	18 0000	07/16/2003	339 13	325 62	13 51	LT15
	78 0000	11/10/2003	1469 55	1556 45	-86 90	LT15
	21 0000	12/19/2003	395 65	436 83	-41 18	LT15
	24 0000	06/17/2004	452 17	540 34	-88 17	LT15
	39 0000	10/05/2004	734 77	757 16	-22 39	LT15
	6 0000	10/26/2004	113 04	115 65	-2 61	LT15
	3 0000	11/10/2004	56 52	61 41	-4 89	LT15
	8 0000	03/03/2006	150 72	186 58	-35 86	LT15
	5 0000	09/05/2007	94 20	152 39	-58 19	LT15
	26 0000	12/08/2008	489 85	610 10	-120 25	ST
13 0000 UNION PACIFIC CORP - 907818108 - MINOR = 50						
SOLD		03/30/2009	530 68			
ACQ	13 0000	11/04/2008	530 68	894 34	-363 66	ST
3 0000 UNION PACIFIC CORP - 907818108 - MINOR = 50						
SOLD		07/08/2009	146 75			
ACQ	3 0000	11/04/2008	146 75	206 39	-59 64	ST
3 0000 UNION PACIFIC CORP - 907818108 - MINOR = 50						
SOLD		09/25/2009	177 92			
ACQ	3 0000	11/04/2008	177 92	206 39	-28 47	ST
3000 0000 U S TREAS BD 6 250% 8/15/23 - 912810EQ7 - MINOR = 30						
SOLD		03/30/2009	3930 82			
ACQ	3000 0000	01/29/2008	3930 82	3675 00	255 82	LT15
15000 0000 U S TREAS NTS 5 375% DUE 02/15/2031 - 912810FP8 - MINOR = 30						
SOLD		03/30/2009	18803 91			
ACQ	12000 0000	08/23/2007	15043 13	12611 24	2431 89	LT15
	1000 0000	03/06/2008	1253 59	1118 24	135 35	LT15
	2000 0000	08/11/2008	2507 19	2194 93	312 26	ST
37000 0000 U S TREAS NTS 5 750% DUE 08/15/2010 - 9128276J6 - MINOR = 30						
SOLD		03/30/2009	39601 56			
ACQ	3000 0000	07/13/2007	3210 94	3068 32	142 62	LT15
	4000 0000	12/05/2007	4281 25	4282 66	-1 41	LT15
	8000 0000	04/18/2008	8562 50	8636 56	-74 06	ST
	12000 0000	05/05/2008	12843 75	12880 78	-37 03	ST
	7000 0000	06/04/2008	7492 19	7488 90	3 29	ST
	3000 0000	09/12/2008	3210 94	3198 76	12 18	ST
31000 0000 U S TREAS NTS 5 000% DUE 02/15/2011 - 9128276T4 - MINOR = 30						
SOLD		03/30/2009	33461 83			
ACQ	11000 0000	04/04/2007	11873 55	11197 65	675 90	LT15
	16000 0000	08/11/2008	17270 62	16885 04	385 58	ST
	4000 0000	10/06/2008	4317 66	4324 23	-6 57	ST
3000 0000 UNITED STATES TREAS NTS 4% 06/15/2009 - 912828CL2 - MINOR = 30						
SOLD		03/30/2009	3023 79			
ACQ	1000 0000	05/17/2007	1007 93	985 31	22 62	LT15
	2000 0000	07/09/2007	2015 86	1964 53	51 33	LT15
10000 0000 UNITED STATES TREAS NTS 4 25% 08/15/2014 - 912828CT5 - MINOR = 30						
SOLD		04/29/2009	11082 81			
ACQ	10000 0000	04/02/2009	11082 81	11283 60	-200 79	ST
5000 0000 UNITED STATES TREAS NTS 4 25% 08/15/2014 - 912828CT5 - MINOR = 30						
SOLD		11/10/2009	5464 06			
ACQ	5000 0000	04/02/2009	5464 06	5641 80	-177 74	ST
5000 0000 UNITED STATES TREAS NTS 4 25% 08/15/2014 - 912828CT5 - MINOR = 30						
SOLD		11/12/2009	5477 73			
ACQ	5000 0000	04/02/2009	5477 73	5641 79	-164 06	ST
8000 0000 UNITED STATES TREAS NTS 4% 02/15/2015 - 912828DM9 - MINOR = 30						
SOLD		03/30/2009	8928 12			
ACQ	3000 0000	08/04/2005	3348 05	2923 83	424 22	LT15
	2000 0000	08/12/2005	2232 03	1951 56	280 47	LT15
	3000 0000	07/31/2008	3348 05	3098 68	249 37	ST
8000 0000 UNITED STATES TREAS NTS 4 125% 05/15/201 - 912828DV9 - MINOR = 30						
SOLD		03/30/2009	9005 31			
ACQ	8000 0000	05/03/2006	9005 31	7415 31	1590 00	LT15
4000 0000 UNITED STATES TREAS NTS 4 625% 02/15/201 - 912828GH7 - MINOR = 30						
SOLD		03/30/2009	4635 31			
ACQ	4000 0000	10/10/2007	4635 31	4000 31	635 00	LT15
14000 0000 UNITED STATES TREAS NTS 4 75% 08/15/2017 - 912828HA1 - MINOR = 30						
SOLD		09/30/2009	15608 91			
ACQ	13000 0000	04/03/2009	14493 99	14975 39	-481 40	ST
	1000 0000	05/21/2009	1114 92	1117 34	-2 42	ST
16000 0000 UNITED STATES TREAS NTS 3 5% 02/15/2018 - 912828HR4 - MINOR = 30						
SOLD		03/30/2009	17131 87			
ACQ	1000 0000	06/04/2008	1070 74	969 69	101 05	ST
	12000 0000	08/11/2008	12848 90	11562 33	1286 57	ST
	3000 0000	09/12/2008	3212 23	2959 82	252 41	ST
10000 0000 UNITED STATES TREAS NTS 3 75% 11/15/2018 - 912828JR2 - MINOR = 30						
SOLD		05/06/2009	10496 09			
ACQ	10000 0000	04/02/2009	10496 09	10843 36	-347 27	ST

ACCT 9046 4045006504
 FROM 01/01/2009
 TO 12/31/2009

COMERICA BANK
 STATEMENT OF CAPITAL GAINS AND LOSSES
 ST PIERRE FOUNDATION - ACC

PAGE 268

RUN 02/01/2010
 05 58 19 PM

TRUST YEAR ENDING 12/31/2009

TAX PREPARER 3793
 TRUST ADMINISTRATOR 1520
 INVESTMENT OFFICER 6686

LEGEND F - FEDERAL S - STATE I - INHERITED
 E - EXEMPT FROM STATE U - ACQ COST UNKNOWN

PROPERTY DESCRIPTION	SHARES	DATE	SALES PRICE	COST BASIS	GAIN/LOSS	TERM
9000 0000 UNITED STATES TREAS NTS 3 75% 11/15/2018 - 912828JR2 - MINOR = 30						
SOLD		06/04/2009	9028 13			
ACQ 9000 0000		06/02/2009	9028 13	9052 03	-23 90	ST
6 0000 UNITED TECHNOLOGIES CORP - 913017109 - MINOR = 50						
SOLD		04/29/2009	293 87			
ACQ 6 0000		04/01/2009	293 87	262 62	31 25	ST
5 0000 UNITED TECHNOLOGIES CORP - 913017109 - MINOR = 50						
SOLD		11/06/2009	325 09			
ACQ 5 0000		04/01/2009	325 09	218 85	106 24	ST
151 0000 UNITEDHEALTH GROUP INC - 91324P102 - MINOR = 50						
SOLD		03/30/2009	3101 67			
ACQ 11 0000		06/15/2006	225 95	490 93	-264 98	LT15
	10 0000	04/12/2007	205 41	529 98	-324 57	LT15
	20 0000	07/06/2007	410 82	1047 83	-637 01	LT15
	5 0000	07/17/2008	102 70	115 85	-13 15	ST
	23 0000	07/24/2008	472 44	638 94	-166 50	ST
	2 0000	09/17/2008	41 08	52 50	-11 42	ST
	27 0000	10/01/2008	554 60	678 32	-123 72	ST
	7 0000	10/05/2008	143 79	346 00	-202 21	ST
	44 0000	10/13/2008	903 80	957 87	-54 07	ST
	2 0000	11/11/2008	41 08	42 02	-0 94	ST
17 0000 UNITEDHEALTH GROUP INC - 91324P102 - MINOR = 50						
SOLD		07/28/2009	493 39			
ACQ 14 0000		06/15/2006	406 32	624 82	-218 50	LT15
	3 0000	05/15/2009	87 07	82 89	4 18	ST
14 0000 UNITEDHEALTH GROUP INC - 91324P102 - MINOR = 50						
SOLD		11/06/2009	400 66			
ACQ 14 0000		05/15/2009	400 66	386 82	13 84	ST
20 0000 VALEANT PHARMACEUTICALS INTL - 91911X104 - MINOR = 50						
SOLD		03/30/2009	347 79			
ACQ 1 0000		12/31/2007	17 39	11 94	5 45	LT15
	6 0000	02/29/2008	104 34	82 80	21 54	LT15
	6 0000	03/11/2008	104 34	77 34	27 00	LT15
	7 0000	07/15/2008	121 73	119 02	2 71	ST
18 0000 VALE S A ADR REPSTG PFD - 91912E204 - MINOR = 54						
SOLD		07/08/2009	251 81			
ACQ 18 0000		04/01/2009	251 81	212 76	39 05	ST
11 0000 VALE S A ADR REPSTG PFD - 91912E204 - MINOR = 54						
SOLD		11/06/2009	268 83			
ACQ 11 0000		04/01/2009	268 83	130 02	138 81	ST
5 0000 VARIAN MEDICAL SYSTEMS INC - 92220P105 - MINOR = 50						
SOLD		03/30/2009	150 99			
ACQ 5 0000		08/01/2008	150 99	296 33	-145 34	ST
135 0000 VERIZON COMMUNICATIONS - 92343V104 - MINOR = 50						
SOLD		03/30/2009	4055 40			
ACQ 22 0000		04/08/2003	660 88	725 71	-64 83	LT15
	7 0000	04/08/2003	210 28	231 31	-21 03	LT15
	71 0000	11/05/2003	2132 84	2225 07	-92 23	LT15
	23 0000	05/07/2008	690 92	882 54	-191 62	ST
	12 0000	12/08/2008	360 48	410 81	-50 33	ST
17 0000 VERIZON COMMUNICATIONS - 92343V104 - MINOR = 50						
SOLD		05/15/2009	501 67			
ACQ 17 0000		04/01/2009	501 67	526 49	-24 82	ST
7 0000 VERIZON COMMUNICATIONS - 92343V104 - MINOR = 50						
SOLD		07/08/2009	200 14			
ACQ 7 0000		04/01/2009	200 14	216 79	-16 65	ST
8 0000 VERIZON COMMUNICATIONS - 92343V104 - MINOR = 50						
SOLD		11/06/2009	235 93			
ACQ 8 0000		04/01/2009	235 93	247 76	-11 83	ST
5000 0000 VERIZON COMMUNICATIONS 6 1% 04/15/2018 - 92343VAM6 - MINOR = 45						
SOLD		03/30/2009	4929 00			
ACQ 5000 0000		05/12/2008	4929 00	5212 50	-283 50	ST
198 0000 VIACOM INC NEW CL B - 92553P201 - MINOR = 50						
SOLD		03/30/2009	3397 86			
ACQ 2 5000		11/14/2003	42 90	115 62	-72 72	LT15
	5 5000	03/08/2004	94 39	268 97	-174 59	LT15
	5000	10/26/2004	8 58	20 45	-11 87	LT15
	6 5000	12/21/2004	111 55	279 09	-167 54	LT15
	23 0000	07/27/2005	394 70	935 91	-541 21	LT15
	67 0000	11/21/2006	1149 78	2606 96	-1457 18	LT15
	15 0000	05/09/2007	257 41	627 54	-370 13	LT15
	18 0000	08/03/2007	308 90	700 74	-391 84	LT15
	48 0000	10/21/2008	823 72	906 63	-82 91	ST
	12 0000	12/12/2008	205 93	191 08	14 85	ST
5 0000 VISA INC CL A - 92826C839 - MINOR = 50						
SOLD		07/08/2009	296 06			
ACQ 5 0000		04/24/2009	296 06	301 84	-5 78	ST
83 0000 VODAFONE GROUP PLC ADR - 92857W209 - MINOR = 54						
SOLD		03/30/2009	1370 44			
ACQ 20 3750		04/08/2003	336 42	443 82	-107 40	LT15
	13 1250	07/18/2003	216 71	281 25	-64 54	LT15
	16 5000	02/02/2006	272 44	393 54	-121 10	LT15
	2 0000	09/05/2007	33 02	64 64	-31 62	LT15
	22 0000	06/25/2008	363 25	628 00	-264 75	ST
	9 0000	08/13/2008	148 60	235 89	-87 29	ST

ACCT 9046 4045006504
 FROM 01/01/2009
 TO 12/31/2009

COMERICA BANK
 STATEMENT OF CAPITAL GAINS AND LOSSES
 ST PIERRE FOUNDATION - ACC

PAGE 269

RUN 02/01/2010
 05 58 19 PM

TRUST YEAR ENDING 12/31/2009

TAX PREPARER 3793
 TRUST ADMINISTRATOR 1520
 INVESTMENT OFFICER 6686

LEGEND F - FEDERAL S - STATE I - INHERITED
 E - EXEMPT FROM STATE U - ACQ COST UNKNOWN

PROPERTY DESCRIPTION	SHARES	DATE	SALES PRICE	COST BASIS	GAIN/LOSS	TERM
18 0000 WPP PLC ADR - 92933H101 - MINOR = 54						
SOLD		03/30/2009	480 05			
ACQ	9 0000	04/08/2003	240 03	266 40	-26 38	LT15
	2 0000	09/17/2008	53 34	52 50	0 84	ST
	5 0000	10/01/2008	133 35	125 60	7 75	ST
	2 0000	11/11/2008	53 34	42 02	11 32	ST
59 0000 WAL-MART STORES INC - 931142103 - MINOR = 50						
SOLD		03/30/2009	3040 97			
ACQ	2 0000	05/31/2005	103 08	94 82	8 26	LT15
	23 0000	06/10/2005	1185 46	1098 53	86 93	LT15
	34 0000	12/08/2008	1752 42	1967 64	-215 22	ST
5 0000 WAL-MART STORES INC - 931142103 - MINOR = 50						
SOLD		04/29/2009	252 45			
ACQ	5 0000	04/01/2009	252 45	262 89	-10 44	ST
6 0000 WAL-MART STORES INC - 931142103 - MINOR = 50						
SOLD		09/25/2009	296 71			
ACQ	6 0000	04/01/2009	296 71	315 47	-18 76	ST
6000 0000 WAL-MART STORES INC NOTE 4 55% 05/01/201 - 931142BT9 - MINOR = 45						
SOLD		03/30/2009	6303 18			
ACQ	5000 0000	05/15/2003	5252 65	5205 80	46 85	LT15
	1000 0000	11/03/2005	1050 53	965 78	84 75	LT15
12000 0000 WAL-MART STORES INC GLOBAL NT 4 125% 02/ - 931142BV4 - MINOR = 45						
SOLD		12/03/2009	12480 00			
ACQ	10000 0000	04/02/2009	10400 00	10473 00	-73 00	ST
	2000 0000	10/02/2009	2080 00	2090 00	-10 00	ST
3000 0000 WALGREEN CO 4 875% 08/01/2013 - 931422AD1 - MINOR = 45						
SOLD		03/30/2009	3155 40			
ACQ	3000 0000	08/12/2008	3155 40	3020 70	134 70	ST
7 0000 WASTE MANAGEMENT INC - 94106L109 - MINOR = 50						
SOLD		09/25/2009	202 64			
ACQ	7 0000	04/22/2009	202 64	190 19	12 45	ST
6000 0000 WELLS FARGO & CO FDIC GTD TLGP 3% 12/09/ - 949744AAA - MINOR = 45						
SOLD		09/22/2009	6211 32			
ACQ	5000 0000	04/02/2009	5176 10	5157 53	18 57	ST
	1000 0000	05/21/2009	1035 22	1037 26	-2 04	ST
3000 0000 WELLS FARGO & CO FDIC GTD TLGP 3% 12/09/ - 949744AAA - MINOR = 45						
SOLD		09/30/2009	3108 09			
ACQ	3000 0000	04/02/2009	3108 09	3094 51	13 58	ST
24 0000 WELLS FARGO & CO NEW - 949746101 - MINOR = 3100						
SOLD		03/30/2009	332 46			
ACQ	24 0000	04/08/2003	332 46	568 56	-236 10	LT15
11 0000 WELLS FARGO & CO NEW - 949746101 - MINOR = 3100						
SOLD		05/15/2009	273 68			
ACQ	11 0000	04/08/2003	273 68	260 59	13 09	LT15
21 0000 WELLS FARGO & CO NEW - 949746101 - MINOR = 3100						
SOLD		05/15/2009	522 48			
ACQ	21 0000	04/08/2003	522 48	497 49	24 99	LT15
1 0000 WELLS FARGO & CO NEW - 949746101 - MINOR = 3100						
SOLD		07/08/2009	22 66			
ACQ	1 0000	04/08/2003	22 66	23 69	-1 03	LT15
9 0000 WELLS FARGO & CO NEW - 949746101 - MINOR = 3100						
SOLD		07/08/2009	204 02			
ACQ	9 0000	04/08/2003	204 02	213 21	-9 19	LT15
8 0000 WELLS FARGO & CO NEW - 949746101 - MINOR = 3100						
SOLD		09/25/2009	226 07			
ACQ	8 0000	04/08/2003	226 07	189 52	36 55	LT15
7 0000 WELLS FARGO & CO NEW - 949746101 - MINOR = 3100						
SOLD		11/06/2009	189 43			
ACQ	7 0000	04/08/2003	189 43	165 83	23 60	LT15
128 0000 WYETH - 983024100 - MINOR = 50						
SOLD		03/30/2009	5488 66			
ACQ	44 0000	04/08/2003	1886 73	1645 60	241 13	LT15
	45 0000	04/08/2003	1929 61	1687 05	242 56	LT15
	8 0000	03/08/2004	343 04	318 80	24 24	LT15
	5 0000	09/21/2004	214 40	191 80	22 60	LT15
	9 0000	03/01/2007	385 92	442 99	-57 07	LT15
	13 0000	11/28/2007	557 44	621 53	-64 09	LT15
	2 0000	03/13/2008	85 76	80 00	5 76	LT15
	2 0000	09/17/2008	85 76	76 04	9 72	ST
9 0000 XILINX INC - 983919101 - MINOR = 3100						
SOLD		09/25/2009	208 88			
ACQ	9 0000	04/17/2009	208 88	195 09	13 79	ST
44 0000 ZEBRA TECHNOLOGIES CORP CL A - 989207105 - MINOR = 50						
SOLD		03/30/2009	822 89			
ACQ	17 0000	02/28/2008	317 93	564 39	-246 46	LT15
	8 0000	03/03/2008	149 62	265 39	-115 77	LT15
	2 0000	03/04/2008	37 40	65 48	-28 08	LT15
	2 0000	03/07/2008	37 40	65 31	-27 91	LT15
	9 0000	07/25/2008	168 32	270 67	-102 35	ST
	6 0000	10/28/2008	112 21	101 78	10 43	ST
130 0000 ZEP INC COM - 98944B108 - MINOR = 50						
SOLD		03/30/2009	1279 45			
ACQ	12 0000	11/01/2007	118 10	167 41	-49 31	LT15
	21 0000	11/01/2007	206 68	306 08	-99 40	LT15
	14 0000	11/06/2007	137 79	181 90	-44 11	LT15
	11 0000	11/07/2007	108 26	143 07	-34 81	LT15
	5 0000	11/08/2007	49 21	63 44	-14 23	LT15

ACCT 9046 4045006504
 FROM 01/01/2009
 TO 12/31/2009

COMERICA BANK
 STATEMENT OF CAPITAL GAINS AND LOSSES
 ST PIERRE FOUNDATION - ACC

RUN 02/01/2010
 05 58 19 PM

TRUST YEAR ENDING 12/31/2009

TAX PREPARER 3793
 TRUST ADMINISTRATOR 1520
 INVESTMENT OFFICER 6686

LEGEND F - FEDERAL S - STATE I - INHERITED
 E - EXEMPT FROM STATE U - ACQ COST UNKNOWN

PROPERTY DESCRIPTION	SHARES	DATE	SALES PRICE	COST BASIS	GAIN/LOSS	TERM
	7 0000	11/09/2007	68 89	86 98	-18 09	LT15
	4 0000	11/12/2007	39 37	49 09	-9 72	LT15
	5 0000	11/13/2007	49 21	62 94	-13 73	LT15
	14 0000	12/07/2007	137 79	182 39	-44 60	LT15
	7 0000	05/09/2008	68 89	101 30	-32 41	ST
	5 0000	01/13/2009	49 21	62 07	-12 86	ST
	6 0000	01/16/2009	59 05	71 86	-12 81	ST
	4 0000	01/21/2009	39 37	43 54	-4 17	ST
	10 0000	01/26/2009	98 42	109 95	-11 53	ST
	2 0000	01/27/2009	19 68	22 24	-2 56	ST
	3 0000	02/03/2009	29 53	31 96	-2 43	ST
13 0000 ZURICH FINANCIAL SVCS ADR - 98982M107 - MINOR = 54						
SOLD		09/25/2009	298 34			
ACQ	13 0000	04/01/2009	298 34	206 70	91 64	ST
46 0000 ARGO GROUP INTL HOLDINGS LTD - G0464B107 - MINOR = 54						
SOLD		03/30/2009	1338 18			
ACQ	14 0000	12/10/2007	407 27	550 07	-142 80	LT15
	17 0000	12/18/2007	494 54	667 23	-172 69	LT15
	3 0000	02/19/2008	87 27	114 23	-26 96	LT15
	2 0000	02/29/2008	58 18	74 36	-16 18	LT15
	4 0000	03/24/2008	116 36	140 48	-24 12	LT15
	2 0000	04/08/2008	58 18	70 10	-11 92	ST
	4 0000	05/30/2008	116 36	152 84	-36 48	ST
19 0000 ACCENTURE LTD - G1150G111 - MINOR = 54						
SOLD		03/30/2009	528 20			
ACQ	19 0000	05/18/2005	528 20	425 60	102 60	LT15
5 0000 ACCENTURE LTD - G1150G111 - MINOR = 54						
SOLD		07/08/2009	162 79			
ACQ	5 0000	05/18/2005	162 79	112 00	50 79	LT15
5 0000 ACCENTURE PLC CL A - G1151C101 - MINOR = 54						
SOLD		11/06/2009	195 94			
ACQ	5 0000	05/18/2005	195 94	112 00	83 94	LT15
8 0000 CENTRAL EUROPEAN MEDIA ENT-A - G20045202 - MINOR = 54						
SOLD		09/25/2009	273 64			
ACQ	8 0000	04/15/2009	273 64	139 77	133 87	ST
8 0000 COVIDIEN LTD - G2552X108 - MINOR = 54						
SOLD		03/30/2009	263 52			
ACQ	3 5000	04/07/2005	115 29	148 86	-33 57	LT15
	2 5000	06/10/2005	82 35	93 95	-11 60	LT15
	2 0000	07/18/2007	65 88	87 30	-21 42	LT15
6 0000 COVIDIEN PLC - G2554F105 - MINOR = 50						
SOLD		09/25/2009	247 09			
ACQ	3 0000	06/30/2004	123 55	110 05	13 50	LT15
	3 0000	06/10/2005	123 55	112 75	10 80	LT15
2 0000 COVIDIEN PLC - G2554F105 - MINOR = 50						
SOLD		10/26/2009	86 73			
ACQ	1 2500	06/30/2004	54 21	45 85	8 36	LT15
	7500	01/18/2006	32 52	24 99	7 53	LT15
8 0000 COVIDIEN PLC - G2554F105 - MINOR = 50						
SOLD		10/26/2009	346 97			
ACQ	7 0000	01/18/2006	303 60	233 22	70 38	LT15
	1 0000	04/01/2009	43 37	32 99	10 38	ST
9 0000 INVESCO LTD - G491BT108 - MINOR = 50						
SOLD		09/25/2009	189 08			
ACQ	9 0000	04/28/2009	189 08	124 29	64 79	ST
9 0000 INVESCO LTD - G491BT108 - MINOR = 50						
SOLD		11/06/2009	207 72			
ACQ	9 0000	04/28/2009	207 72	124 29	83 43	ST
50 0000 MAX RE CAPITAL LTD - G6052F103 - MINOR = 54						
SOLD		03/30/2009	852 99			
ACQ	40 0000	07/06/2004	682 39	775 15	-92 76	LT15
	6 0000	12/12/2006	102 36	147 00	-44 64	LT15
	4 0000	01/22/2008	68 24	112 29	-44 05	LT15
44 0000 PLATINUM UNDERWRITERS HLDGS - G7127P100 - MINOR = 54						
SOLD		03/30/2009	1223 19			
ACQ	13 0000	09/22/2004	361 40	383 10	-21 70	LT15
	6 0000	10/15/2004	166 80	175 00	-8 20	LT15
	7 0000	11/08/2004	194 60	195 78	-1 18	LT15
	4 0000	05/04/2005	111 20	119 76	-8 56	LT15
	6 0000	04/26/2006	166 80	170 74	-3 94	LT15
	4 0000	05/18/2006	111 20	108 23	2 97	LT15
	1 0000	09/22/2006	27 80	30 19	-2 39	LT15
	3 0000	11/28/2008	83 40	90 48	-7 08	ST
73 0000 UTI WORLDWIDE INC - G87210103 - MINOR = 3100						
SOLD		03/30/2009	835 27			
ACQ	5 0000	09/01/2008	57 21	99 39	-42 18	ST
	21 0000	09/05/2008	240 28	418 06	-177 78	ST
	5 0000	09/08/2008	57 21	100 35	-43 14	ST
	6 0000	09/09/2008	68 65	119 97	-51 32	ST
	6 0000	09/11/2008	68 65	117 96	-49 31	ST
	4 0000	09/16/2008	45 77	78 71	-32 94	ST
	4 0000	09/26/2008	45 77	68 54	-22 77	ST
	7 0000	10/02/2008	80 09	111 35	-31 26	ST
	4 0000	10/07/2008	45 77	53 33	-7 56	ST
	7 0000	10/14/2008	80 09	87 73	-7 64	ST
	4 0000	01/15/2009	45 77	48 51	-2 74	ST

ACCT 9046 4045006504
 FROM 01/01/2009
 TO 12/31/2009

COMERICA BANK
 STATEMENT OF CAPITAL GAINS AND LOSSES
 ST PIERRE FOUNDATION - ACC

RUN 02/01/2010
 05 58 19 PM

TRUST YEAR ENDING 12/31/2009

TAX PREPARER 3793
 TRUST ADMINISTRATOR 1520
 INVESTMENT OFFICER 6686

LEGEND F - FEDERAL S - STATE I - INHERITED
 E - EXEMPT FROM STATE U - ACQ COST UNKNOWN

PROPERTY DESCRIPTION	SHARES	DATE	SALES PRICE	COST BASIS	GAIN/LOSS	TERM
21 0000 VALIDUS HOLDINGS LTD - G9319H102 - MINOR = 54						
SOLD		03/30/2009	528 98			
ACQ	17 0000	11/24/2008	428 22	333 98	94 24	ST
	1 0000	12/02/2008	25 19	21 25	3 94	ST
	3 0000	01/23/2009	75 57	67 47	8 10	ST
10 0000 ACE LTD - H0023R105 - MINOR = 54						
SOLD		04/28/2009	452 50			
ACQ	10 0000	04/01/2009	452 50	403 60	48 90	ST
8 0000 ACE LTD - H0023R105 - MINOR = 54						
SOLD		07/08/2009	332 95			
ACQ	8 0000	04/01/2009	332 95	322 88	10 07	ST
1 0000 ACE LTD - H0023R105 - MINOR = 54						
SOLD		09/25/2009	51 49			
ACQ	1 0000	04/01/2009	51 49	40 36	11 13	ST
4 0000 ACE LTD - H0023R105 - MINOR = 54						
SOLD		09/25/2009	205 99			
ACQ	4 0000	03/30/2009	205 99	151 40	54 59	ST
6 0000 ACE LTD - H0023R105 - MINOR = 54						
SOLD		11/06/2009	307 61			
ACQ	6 0000	03/30/2009	307 61	227 10	80 51	ST
50 0000 TYCO INTERNATIONAL LTD - H89128104 - MINOR = 54						
SOLD		03/30/2009	936 52			
ACQ	4 2500	06/30/2004	79 60	219 61	-140 01	LT15
	5000	04/07/2005	9 37	26 22	-16 85	LT15
	5 5000	06/10/2005	103 02	254 81	-151 79	LT15
	7 7500	01/18/2006	145 16	318 31	-173 15	LT15
	2 0000	09/05/2007	37 46	86 86	-49 40	LT15
	15 0000	10/17/2007	280 96	659 55	-378 59	LT15
	10 0000	01/09/2008	187 30	370 91	-183 61	LT15
	5 0000	07/17/2008	93 65	206 35	-112 70	ST
194 0000 AERCAP HOLDINGS NV - N00985106 - MINOR = 54						
SOLD		03/30/2009	593 63			
ACQ	17 0000	02/13/2007	52 02	435 87	-383 85	LT15
	19 0000	08/01/2007	58 14	478 04	-419 90	LT15
	5 0000	08/10/2007	15 30	114 50	-99 20	LT15
	7 0000	12/17/2007	21 42	136 13	-114 71	LT15
	4 0000	01/17/2008	12 24	67 79	-55 55	LT15
	7 0000	01/25/2008	21 42	111 95	-90 53	LT15
	1 0000	03/13/2008	3 06	25 65	-22 59	LT15
	9 0000	03/13/2008	27 54	158 65	-131 11	LT15
	5 0000	04/23/2008	15 30	83 28	-67 98	ST
	9 0000	05/09/2008	27 54	149 81	-122 27	ST
	6 0000	05/21/2008	18 36	104 73	-86 37	ST
	6 0000	05/22/2008	18 36	93 20	-74 84	ST
	10 0000	05/29/2008	30 60	149 94	-119 34	ST
	14 0000	06/23/2008	42 84	180 53	-137 69	ST
	4 0000	08/21/2008	12 24	56 36	-44 12	ST
	4 0000	09/16/2008	12 24	51 46	-39 22	ST
	17 0000	09/19/2008	52 02	221 33	-169 31	ST
	10 0000	09/30/2008	30 60	101 31	-70 71	ST
	19 0000	10/08/2008	58 14	146 00	-87 86	ST
	21 0000	10/29/2008	64 26	131 10	-66 84	ST
TOTALS			828112 58	880321 17		

SUMMARY OF CAPITAL GAINS/LOSSES

FEDERAL	SHORT TERM	LONG TERM 28%	LONG TERM 15%	ST WASH SALE	LT WASH SALE	1250 GAIN
SUBTOTAL FROM ABOVE	-3557 73	0 00	-48650 84	0 00	0 00	0 00*
COMMON TRUST FUND	0 00	0 00	0 00			0 00
CAPITAL GAIN DIVIDENDS	0 71	0 00	23 39			3 20
	-3557 02	0 00	-48627 45	0 00	0 00	3 20
STATE						
SUBTOTAL FROM ABOVE	-3557 73	0 00	-48650 84	0 00	0 00	0 00*
COMMON TRUST FUND	0 00	0 00	0 00			0 00
CAPITAL GAIN DIVIDENDS	0 71	0 00	23 39			3 20
	-3557 02	0 00	-48627 45	0 00	0 00	3 20

* - 1250 GAIN DETAILED ON TRANS PAGES, NOT ABOVE

CAPITAL LOSS CARRYOVER

FEDERAL	0 00	0 00
CALIFORNIA	0 00	

ACCT 9046 4045006504
FROM 01/01/2009
TO 12/31/2009
PREP 3793 ADMN 1520 INV 6686

COMERICA BANK
TAX CODE SUMMARY
ST PIERRE FOUNDATION - ACC
TRUST YEAR ENDING 12/31/2009

PAGE 273
RUN 02/01/2010
05 58 19 PM

TAX
CODE

CAPITAL GAIN/LOSS SUMMARY
=====

45	SHORT-TERM GAIN/LOSS - CURRENT SALES	-3658 96	
517	NONQUALIFIED SHORT-TERM CAPITAL GAIN DIVIDENDS	0 71	
519	SHORT-TERM SALES PROCEEDS	101 23	
	FEDERAL S/T GAIN/LOSS		-3557 02
300	CAPITAL GAIN DISTRIBUTIONS-UNRECAPT SECTN 1250	3 20	
507	LONG-TERM 15% CAPITAL GAIN DIVIDENDS	23 39	
509	LONG-TERM 15% GAIN/LOSS - CURRENT SALES	-48650 84	
	FEDERAL L/T GAIN/LOSS		-48624 25

TAXABLE INCOME
=====

	TOTAL INCOME -----	EXPENSES -----	NET ---
TAXABLE INCOME	17077 85	-49524 08	-32446 23
TAX EXEMPT INCOME	0 00	0 00	0 00
DISTRIBUTABLE NET INCOME	17077 85	-49524 08	-32446 23
TRUST ACCOUNTING INCOME			9119 49

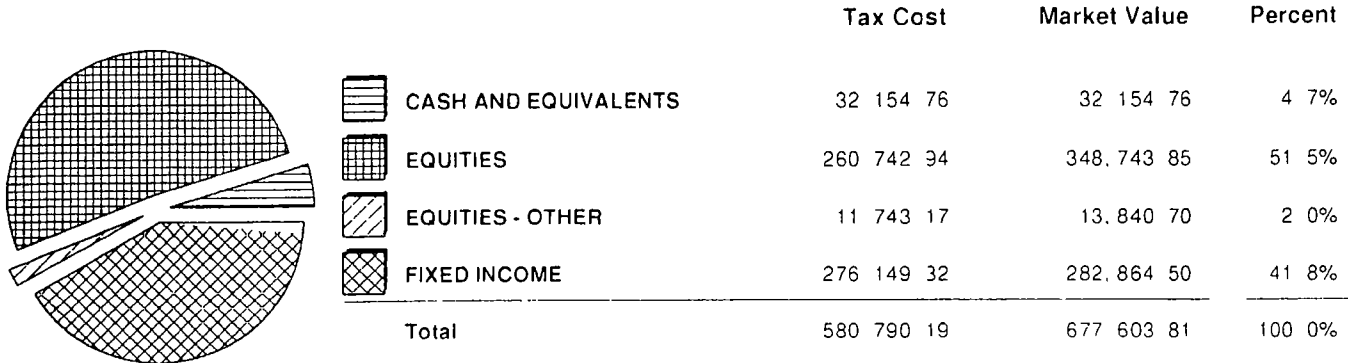
Account Statement

Account Number 4045006504

004

Statement Period December 01 2009 Through December 31, 2009

Investment Portfolio Summary



Investment Detail

Description	Market Value/ Tax Cost	Market Price/ Cost Price	Est Annual Income/ Accrued Inc	Current Yield
Income Cash And Equivalents				
Cash				
INCOME CASH	9 119 49			
	9 119 49			
Total Cash	9,119 49		0 00	0 00
	9,119 49		0 00	
Total Income Cash And Equivalents	9,119 49		0 00	0 00
	9,119 49		0 00	
Principal Cash And Equivalents				
Cash				
PRINCIPAL CASH	9 081 46			
	9 081 46			
Total Cash	9,081 46-		0 00	0 00
	9,081 46-		0 00	
Short Term Investments				
UBS RMA MONEY FUND MONEY MARKET PORT 01%	32 116 73	1 00	3 21	0 01
	32 116 73	1 00		
Total Short Term Investments	32,116 73		3 21	0 01
	32,116.73		0.00	
Total Principal Cash And Equivalents	23,035 27		3.21	0 01
	23,035 27		0 00	

Account Statement

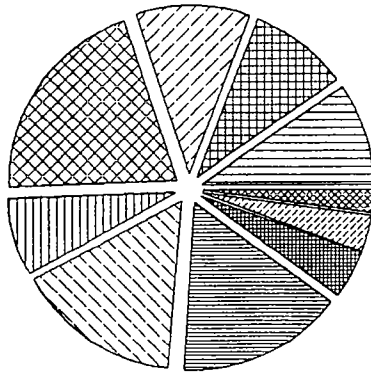
Account Number 4045006504

004

Statement Period December 01 2009 Through December 31 2009

Investment Detail (Continued)

Equity Diversification Summary



Industry Sector	Market Value	Percent
CONSUMER DISCRETIONARY	33 960 15	9 7%
CONSUMER STAPLES	32 614 68	9 4%
ENERGY	38 694 06	11 1%
FINANCIALS	70 611 45	20 2%
HEALTHCARE	25 866 56	7 4%
INDUSTRIALS	55 566 62	16 0%
INFORMATION TECHNOLOGY	55 481 90	15 9%
MATERIALS	16 037 00	4 6%
UTILITIES	12 524 33	3 6%
All Others-Combined	7 387 10	2 1%
Total	348 743 85	100 0%

Description	Ticker	Shares	Market Value/ Tax Cost	Market Price/ Cost Price	Est Annual Income/ Accrued Inc	Current Yield
Equities						
Consumer Discretionary						
AARON RENTS INC CL B	AAN	46 000	1 275 58 1 224 29	27 73 26 62	3 31 0 83	0 26
AIR PRODUCTS & CHEMICAL INC	APD	12 000	972 72 674 79	81 06 56 23	21 60 5 40	2 22
ALBERTO CULVER CO NEW	ACV	38 000	1 113 02 840 73	29 29 22 12	11 40	1 02
BEST BUY	BBY	53 000	2 091 38 1 983 04	39 46 37 42	29 68 7 42	1 42
CARLISLE COMPANIES INC	CSL	20 000	685 20 663 12	34 26 33 16	12 80	1 87
CARMAX INC	KMX	48 000	1 164 00 589 86	24 25 12 29		
CENTRAL EUROPEAN DISTR CORP	CEDC	41 000	1 164 81 938 33	28 41 22 89		
COLUMBIA SPORTSWEAR CO	COLM	15 000	585 60 603 15	39 04 40 21	10 80	1 84
CONSTELLATION BRANDS INC CL A	STZ	16 000	254 88 275 96	15 93 17 25		
COPART INC	CPRT	27 000	988 74 733 75	36 62 27 18		
DARDEN RESTAURANTS INC	DRI	21 000	736 47 830 13	35 07 39 53	21 00	2 85

Account Statement

Account Number **4045006504**

004

Statement Period December 01 2009 Through December 31 2009

Investment Detail (Continued)

Description	Ticker	Shares	Market Value/ Tax Cost	Market Price/ Cost Price	Est Annual Income/ Accrued Inc	Current Yield
Consumer Discretionary						
DESARROLLADORA HOMEX-ADR	HXM	30 000	1 008 60 700 23	33 62 23 34		
DIRECTV CL A	DTV	60 000	2 001 00 1 495 51	33 35 24 93		
DOLBY LABORATORIES INC CL A	DLB	25 000	1 193 25 751 18	47 73 30 05		
GAP INC	GPS	74 000	1 550 30 1 588 54	20 95 21 47	25 16	1 62
HONDA MOTOR NEW ADR	HMC	43 000	1 457 70 1 035 41	33 90 24 08	14 53	1 00
LKO CORP	LKQX	67 000	1 312 53 948 36	19 59 14 15		
MOHAWK INDS INC	MHK	9 000	428 40 263 70	47 60 29 30		
NIKE INC CL B	NKE	51 000	3 369 57 2 719 77	66 07 53 33	55 08 13 77	1 63
NISSAN MTR LTD SPON ADR	NSANY	61 000	1 061 52 1 011 61	17 40 16 58	31 29	2 95
O REILLY AUTOMOTIVE INC	ORLY	40 000	1 524 80 1 485 23	38 12 37 13		
SCHEIN HENRY INC	HSIC	69 000	3 629 40 2 830 64	52 60 41 02		
TARGET CORP CORP	TGT	28 000	1 354 36 1 187 99	48 37 42 43	19 04	1 41
TIFFANY & CO	TIF	13 000	559 00 274 04	43 00 21 08	8 84 2 21	1 58
TOYOTA MTR CORP	TM	16 000	1 346 56 998 25	84 16 62 39	17 50	1 30
WILEY JOHN & SONS INC CL A	JW/A	27 000	1 130 76 811 95	41 88 30 07	15 12 3 78	1 34
Total Consumer Discretionary		Sub- Total	33,960 15 27,459 56		297 15 33 41	0 87
Consumer Staples						
AVON PRODS INC	AVP	45 000	1 417 50 1 588 60	31 50 35 30	37 80	2 67
BRITISH AMERN TOB PLC SPONSORED ADR	BTI	55 000	3 556 30 2 479 74	64 66 45 09	150 32	4 23
CHURCH & DWIGHT INC	CHD	12 000	725 40 622 92	60 45 51 91	6 72	0 93

Account Statement

Account Number 4045006504

004

Statement Period December 01 2009 Through December 31 2009

Investment Detail (Continued)



Description	Ticker	Shares	Market Value/ Tax Cost	Market Price/ Cost Price	Est Annual Income/ Accrued Inc	Current Yield
Consumer Staples						
CLOROX CO	CLX	23 000	1 403 00 1 275 32	61 00 55 45	46 00	3 28
COMPANHIA DE BEBIDAS-PR ADR	ABV	28 000	2 830 52 1 606 88	101 09 57 39	50 68	1 79
DIAGEO PLC SPNSRD ADR NEW	DEO	14 000	971 74 605 76	69 41 43 27	31 71	3 26
ECOLAB INC	ECL	40 000	1 783 20 1 316 62	44 58 32 92	24 80 6 20	1 39
FOMENTO ECONOMIC MEX SPON ADR 1 UNIT (UNIT CONSISTS OF 1 SER B SHS & 2 SER D-B & D L SHS)	FMX	50 000	2 394 00 1 229 30	47 88 24 59	18 20	0 76
KELLOGG CO	K	12 000	638 40 631 03	53 20 52 59	18 00	2 82
MCDONALDS CORP	MCD	79 000	4 932 76 3 665 21	62 44 46 41	173 80	3 52
MONSANTO CO	MON	11 000	899 25 650 36	81 75 59 12	11 66	1 30
PEPSICO INC	PEP	55 000	3 344 00 2 767 58	60 80 50 32	99 00 24 75	2 96
PROCTER & GAMBLE CO	PG	37 000	2 243 31 1 761 10	60 63 47 60	65 12	2 90
TJX COMPANIES INC NEW	TJX	20 000	731 00 509 80	36 55 25 49	9 60	1 31
UNILEVER PLC-SPONSORED ADR	UL	75 000	2 392 50 1 390 02	31 90 18 53	75 38	3 15
WAL MART STORES INC	WMT	44 000	2 351 80 2 142 87	53 45 48 70	47 96 11 99	2 04
Total Consumer Staples		Sub- Total	32,614 68 24,244 11		866 75 42 94	2 66
Energy						
ANADARKO PETE CORP	APC	40 000	2 496 80 1 587 51	62 42 39 69	14 40	0 58
APACHE CORP	APA	22 000	2 269 74 1 668 79	103 17 75 85	13 20	0 58
CAMERON INTL CORP	CAM	49 000	2 048 20 1 430 77	41 80 29 20		
CHEVRON CORPORATION	CVX	35 000	2 694 65 1 752 33	76 99 50 07	95 20	3 53
EXXON MOBIL CORPORATION	XOM	35 000	2 386 65 2 398 34	68 19 68 52	58 80	2 46

Account Statement

Account Number **4045006504**

004

Statement Period December 01 2009 Through December 31 2009

Investment Detail (Continued)

Description	Ticker	Shares	Market Value/ Tax Cost	Market Price/ Cost Price	Est Annual Income/ Accrued Inc	Current Yield
Energy						
FMC TECHNOLOGIES INC	FTI	12 000	694 08 378 12	57 84 31 51		
HALLIBURTON CO CO HLDG	HAL	95 000	2 858 55 2 530 41	30 09 26 64	34 20	1 20
HESS CORP COM	HES	39 000	2 359 50 2 086 88	60 50 53 51	15 60 3 90	0 66
NATIONAL GRID PLC SP ADR	NGG	23 000	1 250 74 853 30	54 38 37 10	66 52 26 40	5 32
OCCIDENTAL PETROLEUM CORP	OXY	33 000	2 684 55 1 863 07	81 35 56 46	43 56 10 89	1 62
OCEANEERING INTL INC	OII	13 000	760 76 471 25	58 52 36 25		
LUKOIL OIL CO SPONS ADR ADR	939135	26 000	1 461 20 1 230 69	56 20 47 33	35 78	2 45
PETROLEO BRASILEIRO SA PETROBRAS ADR 1 ADR REPRES 100 PREFERENCE SHARES		65 000	2 755 35 1 620 15	42 39 24 93	23 14 12 35	0 84
PETROLEO BRASILEIRO S A ADR	PBR	22 000	1,048 96 876 69	47 68 39 85	7 83 4 18	0 75
RWE AKTIENGESELLSCHAF SP ADR	RWEOY	22 000	2 153 62 1,522 00	97 89 69 18	94 31	4 38
STATOIL ASA SPON ADR	STO	40 000	1 002 63 701 20	25 07 17 53	23 40	2 33
TENARIS SA-ADR	TS	26 000	1 108 90 947 83	42 65 36 46	22 36	2 02
TOTAL SA-SPON ADR	TOT	88 000	5 635 52 4 310 45	64 04 48 98	244 46	4 34
XTO ENERGY INC	XTO	22 000	1 023 66 748 17	46 53 34 01	11 00 2 75	1 07
Total Energy		Sub- Total	38,694 06 28,977 95		803 76 60 47	2 08
Financials						
AFFILIATED MANAGERS GROUP INC	AMG	35 000	2 357 25 1 404 06	67 35 40 12		
AMERICAN EXPRESS CO	AXP	48 000	1 944 96 1 638 55	40 52 34 14	34 56	1 78
AVALONBAY COMMUNITIES INC	AVB	15 000	1 231 65 671 91	82 11 44 79	53 55 13 39	4 35
AXA SA ONE ADR REPRESENTS 1/2 SHR FORMERLY AXA SA SPONSORED ADR	AXA	73 000	1 728 64 859 64	23 68 11 78	33 36	1 93

Account Statement

Account Number **4045006504**

004

Statement Period December 01 2009 Through December 31 2009

Investment Detail (Continued)



Description	Ticker	Shares	Market Value/ Tax Cost	Market Price/ Cost Price	Est Annual Income/ Accrued Inc	Current Yield
Financials						
BANCO SANTANDER CENTRAL SPON ADR	STD	272 000	4 471 68 1 866 30	16 44 6 86	238 27	5 33
BANK OF AMERICA CORP	BAC	158 000	2 379 48 1 733 44	15 06 10 97	6 32	0 27
BARCLAYS PLC ADR	BCS	82 000	1 443 20 1 580 27	17 60 19 27	5 33	0 37
BOC HONG KONG HLDGS LTD ADR	2638562	50 000	2 269 80 1 572 67	45 40 31 45	35 75	1 58
BOSTON PPTYS INC	BXP	17 000	1 140 19 646 52	67 07 38 03	34 00 8 50	2 98
CAPITAL ONE FINL CORP	COF	20 000	766 80 236 07	38 34 11 80	4 00	0 52
CITY NATL CORP	CYN	21 000	957 60 703 37	45 60 33 49	8 40	0 88
DBS GROUP HLDGS LTD SPONSORED ADR	DBSDY	54 000	2 369 30 1 248 57	43 88 23 12	83 97	3 54
FAIR ISSAC CORP	FICO	60 000	1 278 60 824 11	21 31 13 74	4 80	0 38
FIFTH THIRD BANCORP COM	FITB	59 000	575 25 572 30	9 75 9 70	2 36 0 59	0 41
FOREST CITY ENTERPRISES INC CL A	FCE	147 000	1 731 66 724 96	11 78 4 93	47 04	2 72
GOLDMAN SACHS GROUP INC	GS	25 000	4 221 00 3 300 02	168 84 132 00	35 00	0 83
GREENHILL & CO INC	GHL	7 000	561 68 521 02	80 24 74 43	12 60	2 24
HCC INS HLDGS INC	HCC	49 000	1 370 53 1 251 71	27 97 25 55	26 46 6 62	1 93
INTESA SANPAOLO S P A ADR	B1M98R4	76 000	2 060 89 1 771 26	27 12 23 31	196 54	9 54
JPMORGAN CHASE & CO	JPM	64 000	2 666 88 1 723 72	41 67 26 93	12 80	0 48
KEPPEL LTD ADR	KPELY	261 000	3 059 96 1 725 15	11 72 6 61	128 93	4 21
LINCOLN NATL CORP IND	LNC	30 000	746 40 686 97	24 88 22 90	1 20	0 16
MARKEL CORP (HOLDING CO)	MKL	7 000	2 380 00 1 969 63	340 00 281 38		
MASTERCARD INC	MA	5 000	1 279 90 827 97	255 98 165 59	3 00	0 23

Account Statement

Account Number **4045006504**

004

Statement Period December 01, 2009 Through December 31 2009

Investment Detail (Continued)

Description	Ticker	Shares	Market Value/ Tax Cost	Market Price/ Cost Price	Est Annual Income/ Accrued Inc	Current Yield
Financials						
METLIFE INC	MET	33 000	1 166 55 807 83	35 35 24 48	24 42	2 09
MITSUBISHI UFJ FINL GROUP INC ADR	MTU	241 000	1 185 72 1 198 12	4 92 4 97	26 27	2 22
MORNINGSTAR INC	MORN	33 000	1 595 22 1 109 11	48 34 33 61		
NATIONAL BK GREECE S A ADR	NBG	378 000	1 969 38 2 295 01	5 21 6 07	47 25	2 40
NORTHERN TRUST CORP	NTRS	14 000	733 60 1 055 60	52 40 75 40	15 68 3 92	2 14
ORIX CORP SPONSORED ADR	IX	25 000	854 00 833 98	34 16 33 36	8 33	0 98
PNC FINANCIAL SERVICES GROUP	PNC	45 000	2 375 55 1 790 09	52 79 39 78	18 00	0 76
T ROWE PRICE GROUP INC	TROW	45 000	2 396 25 1 194 51	53 25 26 54	45 00	1 88
PRUDENTIAL FINANCIAL INC	PRU	45 000	2 239 20 1 733 72	49 76 38 53	31 50	1 41
SEI INVESTMENT COMPANY	SEIC	81 000	1 419 12 974 02	17 52 12 02	14 58 7 29	1 03
STATE STREET CORP	STT	25 000	1 088 50 809 34	43 54 32 37	1 00 0 25	0 09
TOKIO MARINE HOLDINGS ADR	TKOMY	55 000	1 494 68 1 368 50	27 18 25 25	23 98	1 60
TRAVELERS COS INC	TRV	12 000	598 32 475 34	49 86 39 61	15 84	2 65
US BANCORP	USB	33 000	742 83 589 09	22 51 17 85	6 60 1 65	0 89
VISA INC CL A	V	16 000	1 399 36 965 87	87 46 60 37	8 00	0 57
VORNADO RLTY TR	VNO	13 000	909 22 800 96	69 94 61 61	33 80	3 72
WELLS FARGO & CO NEW	WFC	97 000	2 618 03 1 691 78	26 99 17 44	19 40	0 74
ZURICH FINANCIAL SVCS ADR	ZFSVY	38 000	832 62 578 70	21 91 15 23	30 06	3 61
Total Financials		Sub- Total	70,611 45 50,351 76		1,377 95 42 21	1 95

Healthcare

Account Statement

Account Number 4045006504

004

Statement Period December 01 2009 Through December 31 2009

Investment Detail (Continued)



Description	Ticker	Shares	Market Value/ Tax Cost	Market Price/ Cost Price	Est Annual Income/ Accrued Inc	Current Yield
Healthcare						
ABBOTT LABS	ABT	32 000	1 727 68 1 416 04	53 99 44 25	51 20	2 96
AMGEN INC	AMGN	51 000	2 885 07 2 485 27	56 57 48 75		
ASTRAZENECA PLC SPON ADR	AZN	45 000	2 112 30 1 560 32	46 94 34 67	94 05	4 45
BARD C R INC	BCR	21 000	1 635 90 1 306 78	77 90 62 23	14 28	0 87
BRISTOL MYERS SQUIBB CO	BMJ	37 000	934 25 756 12	25 25 20 14	47 36 11 84	5 07
CERNER CORP	CERN	21 000	1 731 24 897 40	82 44 42 73		
EXPRESS SCRIPTS INC CL A	ESRX	18 000	1 555 56 919 51	86 42 51 08		
GLAXOSMITHKLINE PLC ADR	GSK	38 000	1 605 50 1 282 48	42 25 33 75	70 49 22 05	4 39
JOHNSON & JOHNSON	JNJ	35 000	2 318 76 1 924 61	64 41 53 45	70 56	3 04
MERCK & CO INC NEW	MRK	34 000	1 242 36 907 12	36 54 26 68	51 68 12 92	4 16
PFIZER INC	PFE	127 000	2 310 13 2 899 96	18 19 22 83	91 44	3 96
ROCHE HLDG LTD SPON ADR	RHHBY	31 000	1 317 97 1 038 37	42 52 33 50	20 62	1 56
SANOFI AVENTIS	SNY	32 000	1 256 64 891 84	39 27 27 87	35 74	2 84
UNITEDHEALTH GROUP INC	UNH	20 000	609 60 552 59	30 48 27 63	0 60	0 10
VARIAN MEDICAL SYSTEMS INC	VAR	56 000	2 623 50 2 650 61	46 85 47 33		
Total Healthcare		Sub- Total	25 866 56 21,490 02		548 02 46 81	2 12
Industrials						
ABB LTD SPON ADR SPONSORED ADR	ABB	169 000	3 227 90 3 033 96	19 10 17 95	72 84	2 26
AGCO CORP	AGCO	18 000	582 12 1 014 17	32 34 56 34		
AMETEK INC	AME	26 000	994 24 809 00	38 24 31 12	6 24	0 63

Account Statement

Account Number **4045006504**

004

Statement Period December 01, 2009 Through December 31, 2009

Investment Detail (Continued)

Description	Ticker	Shares	Market Value/ Tax Cost	Market Price/ Cost Price	Est Annual Income/ Accrued Inc	Current Yield
Industrials						
ATLAS COPCO AB SPON ADR REPSTG CL B	ATLCY	83 000	1 086 30 565 80	13 09 6 82	21 83	2 01
CATERPILLAR INC	CAT	16 000	911 84 959 68	56 99 59 98	26 88	2 95
DANAHER CORP	DHR	24 000	1 804 80 1 372 72	75 20 57 20	3 84 0 96	0 21
DENTSPLY INTERNATIONAL INC	XRAY	43 000	1 512 31 1 125 12	35 17 26 17	8 60 2 15	0 57
DOVER CORP	DOV	38 000	1 581 18 1 560 18	41 61 41 06	39 52	2 50
E ON AG SPON ADR	EONGY	28 000	1 169 42 759 32	41 77 27 12	41 33	3 53
EMERSON ELECTRIC ELEC CO	EMR	18 000	766 80 529 02	42 60 29 39	24 12	3 15
FLOWSERVE CORP	FLS	14 000	1 323 42 1 231 45	94 53 87 96	15 12 3 78	1 14
FUJIFILM HLDGS CORP ADR	FUJI	68 000	2 037 89 1 727 89	29 97 25 41	14 08	0 69
GENERAL DYNAMICS CORP	GD	29 000	1 976 93 1 532 47	68 17 52 84	44 08	2 23
GENERAL ELECTRIC	GE	77 000	1 165 01 1 096 76	15 13 14 24	30 80 7 70	2 64
GRACO INC	GGG	26 000	742 82 443 12	28 57 17 04	20 80	2 80
IDEX CORP	IEX	44 000	1 370 60 962 97	31 15 21 89	21 12	1 54
JACOBS ENGR GROUP INC	JEC	54 000	2 030 94 1 487 76	37 61 27 55		
KIRBY CORP	KEX	32 000	1 114 56 844 82	34 83 26 40		
LANDSTAR SYSTEM INC	LSTR	29 000	1 124 33 971 02	38 77 33 48	5 22	0 46
MATTHEWS INTL CORP CL A	MATW	27 000	956 61 782 23	35 43 28 97	7 56	0 79
MITSUI & CO LTD ADR	MITSY	10 000	2 856 60 2 408 37	285 66 240 84	14 25	0 50
NATIONAL OILWELL VARCO INC	NOV	39 000	1 719 51 801 32	44 09 20 55		
NESTLE SA SPONSORED ADR REPSTG REG SH	NSRGY	124 000	6 021 56 4 045 16	48 56 32 62	99 70	1 66

Account Statement

Account Number **4045006504**

004

Statement Period December 01 2009 Through December 31 2009

Investment Detail (Continued)



Description	Ticker	Shares	Market Value/ Tax Cost	Market Price/ Cost Price	Est Annual Income/ Accrued Inc	Current Yield
Industrials						
NOVARTIS A G ADR	NVS	71 000	3 864 53 3 324 46	54 43 46 82	103 23	2 67
PACCAR INC	PCAR	15 000	544 05 586 81	36 27 39 12	5 40	0 99
SOCIETE GENERALE FRANCE ADR	SCGLY	72 000	1 011 31 1 085 87	14 05 15 08	20 66	2 04
SONIC CORP	SONC	111 000	1 117 77 1 071 51	10 07 9 65		
STAPLES INC	SPLS	70 000	1 721 30 1 265 44	24 59 18 08	23 10 5 78	1 34
THERMO FISHER SCIENTIFIC INC	TMO	37 000	1 764 53 1 563 06	47 69 42 24		
UNION PACIFIC CORP	UNP	54 000	3 450 60 3 087 68	63 90 57 18	58 32 14 58	1 69
UNITED TECHNOLOGIES CORP	UTX	33 000	2 290 53 1 415 84	69 41 42 90	50 82	2 22
WASTE MANAGEMENT INC	WM	51 000	1 724 31 1 317 08	33 81 25 83	59 16	3 43
Total Industrials		Sub- Total	55,566 62 44,782 06		838 62 34 95	1 51
Information Technology						
AECOM TECHNOLOGY CORP DELAWARE	ACM	55 000	1 512 50 1 369 45	27 50 24 90		
AMPHENOL CORP CL A	APH	9 000	415 62 253 52	46 18 28 17	0 54 0 23	0 13
ANSYS INC	ANSS	28 000	1 216 88 693 56	43 46 24 77		
APPLE COMPUTER INC	AAPL	16 000	3 371 71 1 000 44	210 73 62 53		
APPLIED MATLS INC	AMAT	52 000	724 88 708 75	13 94 13 63	12 48	1 72
BLACKBAUD INC	BLKB	69 000	1 630 47 778 80	23 63 11 29	27 60	1 69
CANON INC ADR REPRESENTING 5 SHARES	CAJ	24 000	1 015 68 804 91	42 32 33 54	25 51	2 51
CISCO SYS INC	CSCO	140 000	3 351 60 2 663 81	23 94 19 03		
COGNIZANT TECHNOLOGY SOLUTIONS	CTSH	41 000	1 858 53 923 72	45 33 22 53		

Account Statement

Account Number **4045006504**

004

Statement Period December 01 2009 Through December 31 2009

Investment Detail (Continued)

Description	Ticker	Shares	Market Value/ Tax Cost	Market Price/ Cost Price	Est Annual Income/ Accrued Inc	Current Yield
Information Technology						
FLIR SYS INC	FLIR	36 000	1 178 28 806 91	32 73 22 41		
FACTSET RESEARCH SYSTEMS INC	FDS	15 000	988 05 714 55	65 87 47 64	12 00	1 21
GOOGLE INC CL A	GOOG	5 000	3 099 90 2 151 60	619 98 430 32		
HARRIS CORP DEL	HRS	27 000	1 283 85 913 06	47 55 33 82	23 76	1 85
HENRY JACK & ASSOC INC	JKHY	34 000	786 76 563 29	23 14 16 57	11 56	1 47
HEWLETT PACKARD CO	HPO	85 000	4 378 35 2 221 23	51 51 26 13	27 20 6 80	0 62
IHS INC COM CL A	IHS	9 000	493 29 443 01	54 81 49 22		
INTEL CORP	INTC	124 000	2 529 60 2 104 59	20 40 16 97	69 44	2 75
IBM CORP	IBM	33 000	4 319 70 2 999 41	130 90 90 89	72 60	1 68
MICROSOFT CORP	MSFT	148 000	4 511 04 3 321 93	30 48 22 45	76 96	1 71
NATIONAL INSTRUMENTS CORP	NATI	19 000	559 55 352 29	29 45 18 54	9 12	1 63
ORACLE CORPORATION	ORCL	14 000	343 42 245 00	24 53 17 50	2 80	0 82
PRICELINE COM	PCLN	9 000	1 965 69 597 80	218 41 66 42		
RED HAT INC	RHT	49 000	1 514 10 869 45	30 90 17 74		
ROFIN SINAR TECHNOLOGIES INC	RSTI	17 000	401 37 408 09	23 61 24 01		
ROYAL KPN NV ADR	KPN	84 000	1 426 91 1 097 04	16 99 13 06	60 14	4 21
SAP AG SPONSORED ADR SAP AKTIENGESELLSCHAFT 4 ADRS = 1 PREF SHR	SAP	31 000	1 451 11 1 083 23	46 81 34 94	34 41	2 37
TEXAS INSTRS INC	TXN	81 000	2 110 86 1 560 03	26 06 19 26	38 88	1 84
TOTAL SYSTEMS SERV	TSS	44 000	759 88 605 00	17 27 13 75	12 32 3 08	1 62
TURKCELL ILETISIM HIZMET ADR	TKC	132 000	2 308 68 1 606 23	17 49 12 17	104 15	4 51

Account Statement

Account Number **4045006504**

004

Statement Period December 01 2009 Through December 31 2009

Investment Detail (Continued)



Description	Ticker	Shares	Market Value/ Tax Cost	Market Price/ Cost Price	Est Annual Income/ Accrued Inc	Current Yield
Information Technology						
WESTERN DIGITAL CORP	WDC	48 000	2 119 20 1 698 72	44 15 35 39		
XILINX INC	XLNX	74 000	1 854 44 1 619 45	25 06 21 88	47 36	2 55
Total Information Technology		Sub- Total	55 481 90 37.178 87		668 83 10 11	1 21
Materials						
AGRIUM INC ADR	AGU	30 000	1 845 00 1 079 30	61 50 35 98	3 30 1 65	0 18
ANGLO AMERICAN PLC ADR	AAUKY	52 000	1 138 23 436 69	21 89 8 40	10 40	0 91
APTARGROUP INC	ATR	27 000	964 98 834 29	35 74 30 90	16 20	1 68
BHP BILLITON LTD SPON ADR	BHP	19 000	1 455 02 839 57	76 58 44 19	31 16	2 14
BIO RAD LABORATORIES INC CL A	BIO	12 000	1 157 52 711 47	96 46 59 29		
BOSTON SCIENTIFIC CORP	BSX	79 000	711 00 885 99	9 00 11 22		
FREEPORT MCMORAN COPPER & GOLD B	FCX	16 000	1 284 64 720 71	80 29 45 04	9 60	0 75
PRAXAIR INC	PX	26 000	2 088 06 1 456 75	80 31 56 03	41 60	1 99
RIO TINTO PLC ADR	RTP	6 000	1 292 34 923 61	215 39 153 94	32 64	2 53
STERLITE INDS INDIA LTD ADR	SLT	54 000	983 88 537 60	18 22 9 96	3 13	0 32
US STEEL CORP	X	17 000	937 04 667 08	55 12 39 24	3 40	0 36
VALE S A ADR REPSTG PFD	VALE P	72 000	1 787 04 827 55	24 82 11 49	16 20	0 91
VALMONT INDS INC	VMI	5 000	392 25 429 35	78 45 85 87	3 00 0 75	0 76
Total Materials		Sub- Total	16 037 00 10 349 96		170 63 2 40	1 06
Miscellaneous						
METTLER TOLEDO INTL INC	MTD	12 000	1 259 88 610 00	104 99 50 83		
Total Miscellaneous		Sub- Total	1,259 88 610 00		0 00 0 00	0 00

Account Statement

Account Number **4045006504**

004

Statement Period December 01 2009 Through December 31 2009

Investment Detail (Continued)

Description	Ticker	Shares	Market Value/ Tax Cost	Market Price/ Cost Price	Est Annual Income/ Accrued Inc	Current Yield
Telecommunication Services						
AT&T INC	T	81 000	2 270 43 1 983 30	28 03 24 49	136 08	5 99
ERICSSON LM TEL-SP ADR	ERIC	70 000	643 30 653 80	9 19 9 34	11 20	1 74
MTN GROUP LTD-SPONS ADR	MTNOY	56 000	896 62 794 15	16 01 14 18	9 91	1 11
VERIZON COMMUNICATIONS	VZ	54 000	1 789 02 1 635 25	33 13 30 28	102 60	5 73
Total Telecommunication Services		Sub- Total	5,599 37 5,066 50		259 79 0 00	4 64
Unclassified						
SALLY BEAUTY HLDGS INC	SBH	69 000	527 85 381 66	7 65 5 53	35 88	6 80
Total Unclassified		Sub- Total	527 85 381 66		35 88 0 00	6 80
Utilities						
AMERICAN ELEC PWR INC	AEP	47 000	1 635 13 1 236 86	34 79 26 32	77 08	4 71
FRANCE TELECOM SA SPON ADR	FTE	46 000	1 161 04 1 029 39	25 24 22 38	76 59	6 60
P G & E CORPORATION	PCG	40 000	1 786 00 1 668 90	44 65 41 72	67 20 16 80	3 76
QUALCOMM INC	QCOM	58 000	2 683 08 2 389 22	46 26 41 19	39 44	1 47
SOUTHERN CO	SO	35 000	1 166 20 1 141 77	33 32 32 62	61 25	5 25
SOUTHWESTERN ENERGY CO	SWN	26 000	1 253 20 732 82	48 20 28 19		
TELEFONICA SA SPONSORED ADR	TEF	34 000	2 839 68 1 651 53	83 52 48 57	117 20	4 13
Total Utilities		Sub- Total	12,524.33 9,850 49		438 76 16 80	3 50
Total Equities			348,743 85 260,742 94		6,306 14 290 10	1.81
Equities - Other						
Foreign Stock						
ARCELORMITTAL SA LUXEMBOURG	MT	27 000	1 235 25 1 103 07	45 75 40 85	17 20	1 39
CARNIVAL CORP	CCL	74 000	2 345 06 2 253 71	31 69 30 46	118 40	5 05

Account Statement

Account Number 4045006504

004


Statement Period December 01 2009 Through December 31 2009

Investment Detail (Continued)



Description	Ticker	Shares	Market Value/ Tax Cost	Market Price/ Cost Price	Est Annual Income/ Accrued Inc	Current Yield
Foreign Stock						
SCHLUMBERGER LTD	SLB	24 000	1 562 16 1 131 00	65 09 47 13	20 16 5 04	1 29
THOMPSON CREEK METALS CO INC	TC	162 000	1 898 64 1 905 60	11 72 11 76		
ACCENTURE PLC CL A	ACN	29 000	1 203 50 753 15	41 50 25 97	21 75	1 81
CENTRAL EUROPEAN MEDIA ENT A	2529848	21 000	495 81 366 89	23 61 17 47		
COVIDIEN PLC	COV	13 000	622 57 428 87	47 89 32 99	9 36	1 50
INVESCO LTD	B28XP76	31 000	728 19 416 99	23 49 13 45	12 71	1 75
ACE LTD	ACE	9 000	453 60 340 65	50 40 37 85	11 16 2 79	2 46
FOSTER WHEELER AG	B4Y5T26	56 000	1 648 64 1 625 20	29 44 29 02		
TRANSOCEAN LTD	RIG	13 000	1 076 40 875 71	82 80 67 36		
TYCO INTERNATIONAL LTD	TYC	16 000	570 88 542 33	35 68 33 90	12 80	2 24
Total Foreign Stock		Sub- Total	13 840 70 11,743 17		223 54 7 83	1 62
Total Equities - Other			13,840 70 11 743 17		223 54 7 83	1 62

Bond Quality Summary



Account Statement

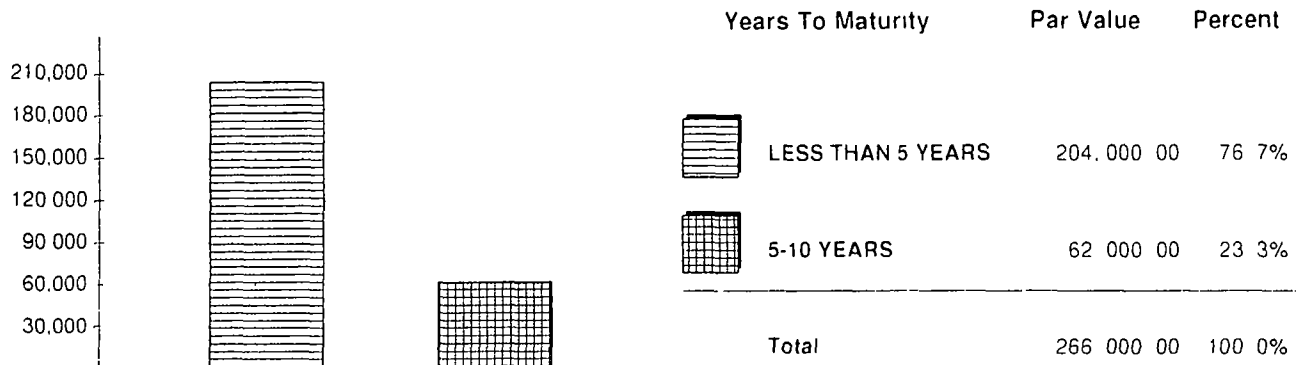
Account Number **4045006504**

004

Statement Period December 01 2009 Through December 31, 2009

Investment Detail (Continued)

Bond Maturity Summary



Average Time To Maturity: 4.3 Years

Current Yield: 4.61%

Description	Rating	Par Value	Market Value/ Tax Cost	Market Price/ Cost Price	Est Annual Income/ Accrued Inc	Yield Current/ Maturity
Fixed Income						
U S Government Obligations						
UNITED STATES TREAS NTS 4 25% 08/15/2014	AAA	3 000 000	3 236 49 3 385 08	107 88 112 84	127 50 47 81	3 94 2 44
UNITED STATES TREAS NTS 1% 09/30/2011	AAA	24 000 000	23 993 52 24 048 04	99 97 100 20	240 00 60 99	1 00 1 02
Total U S Government Obligations		Sub- Total	27,230 01 27,433.12		367 50 108 80	1 35
U S Federal Agencies						
FEDERAL NATL MTG ASSN 4 375% 09/15/2012	AAA	19 000 000	20 347 86 20 581 11	107 09 108 32	831 25 244 76	4 09 1 68
FEDERAL NATL MTG ASSN 4 625% 10/15/2014	AAA	18 000 000	19 501 92 19 823 85	108 34 110 13	832 50 175 75	4 27 2 75
FEDERAL NATL MTG ASSN 1 75% 12/28/2012-2010		10 000 000	9 915 60 9 995 00	99 16 99 95	175 00 1 46	1 76 2 04
Total U S Federal Agencies		Sub- Total	49,765 38 50,399 96		1,838 75 421 97	3 69
Inflation Index Bonds						
UNITED STATES TREAS NTS 1 625% 01/15/2018	NR	12 000 000	12 708 00 12 272 22	105 90 102 27	195 00 89 55	1 53
Total Inflation Index Bonds		Sub- Total	12,708 00 12,272 22		195 00 89 55	1 53
Corporate Bonds						
AMERICAN EXPRESS CO 5 25% 09/12/2011	BBB+	11 000 000	11 534 60 11 614 90	104 86 105 59	577 50 174 85	5 01 2 31

Account Statement

Account Number **4045006504**

004

Statement Period December 01 2009 Through December 31 2009

Investment Detail (Continued)



Description	Rating	Par Value	Market Value/ Tax Cost	Market Price/ Cost Price	Est Annual Income/ Accrued Inc	Yield Current/ Maturity
Corporate Bonds						
BB&T CORP SR MEDIUM TERM NTS BOO 3 375% 09/25/2013	A	9 000 000	9 070 92 9 020 34	100 79 100 23	303 75 81 00	3 35 3 15
BANK OF AMERICA CORP 6 25% 04/15/2012	A	11 000 000	11 784 52 10 562 64	107 13 96 02	687 50 145 14	5 83 3 00
BEAR STEARNS 5 35% 02/01 2012	A+	11 000 000	11 688 27 10 956 99	106 26 99 61	588 50 245 21	5 03 2 26
BERKLEY 7 375% 09/15/2019	BBB+	12 000 000	12 560 16 12 568 08	104 67 104 73	885 00 263 04	7 05 6 71
CVS/CAREMARK CORP 4 875% 09/15/2014	BBB+	12 000 000	12 712 92 12 725 00	105 94 106 04	585 00 172 25	4 60 3 49
CITIGROUP INC 6 375% 08 12/2014	A	12 000 000	12 562 92 12 150 00	104 69 101 25	765 00 295 38	6 09 5 22
EXELON GENERATION CO LLC 5 35% 01/15/2014	BBB	12 000 000	12 568 28 12 683 18	105 57 105 69	642 00 296 03	5 07 3 85
GENERAL ELEC CAP CORP 5 625% 05/01/2018	AA-	8 000 000	8 197 92 6 942 88	102 47 96 79	450 00 75 00	5 49 5 25
GENERAL ELEC CAP CORP 6% 06/15/2012	AA+	7 000 000	7 545 37 7 617 47	107 79 108 82	420 00 18 67	5 57 2 70
PNC 6 7% 06/10/2019	A	9 000 000	10 070 82 8 981 19	111 90 99 79	603 00 35 18	5 99 5 10
PFIZER INC 5 35% 03/15/2015	AA	11 000 000	12 021 90 11 764 97	109 29 106 95	588 50 173 28	4 90 3 39
SBC COMMUNICATIONS INC 5 3% 11/15/2010	A	12 000 000	12 474 48 12 432 12	103 95 103 60	636 00 81 27	5 10 0 74
SMITH INTERNATL INC SR NT 9 75% 03/15/2019	BBB+	10 000 000	12 657 30 10 752 40	126 57 107 62	975 00 287 08	7 70 5 94
SOUTHERN CALIF EDISON CO FIRST & REF MTG BDS SER 2008C 5 75% 03/15/2014	A	11 000 000	12 163 03 11 913 11	110 57 108 30	632 50 186 24	5 20 3 05
VERIZON COMMUNICATIONS 5 35% 02/15/2011	A	11 000 000	11 470 14 11 435 82	104 27 103 95	588 50 222 32	5 13 1 49
Total Corporate Bonds			Sub- Total		9,927 75 2,751 94	5 48
Foreign Bds, Notes & Debentures						
CONOCO FUNDING CO 6 35% 10/15/2011	A	11 000 000	11 957 56 11 912 93	108 80 108 30	698 50 147 46	5 84 1 36
Total Foreign Bds, Notes & Debentures			Sub- Total		698 50 147 46	5 84
Total Fixed Income					13 027 50 3 519 72	4 61
Total Principal Assets					19,560 39 3,817 65	2 93

Account Statement

Page 19

Account Number 4045006504

004

Statement Period December 01 2009 Through December 31 2009

Investment Detail (Continued)

Description	Rating	Par Value	Market Value/ Tax Cost	Market Price/ Cost Price	Est Annual Income/ Accrued Inc	Yield Current/ Maturity
Total Income Assets			9,119 49 9,119 49		0 00 0.00	0 00
Grand Total Assets			677,603 81 580,790 19		19,560 39 3,817 65	2 89