



See a Social Security Number? Say Something!  
Report Privacy Problems to <https://public.resource.org/privacy>  
Or call the IRS Identity Theft Hotline at 1-800-908-4490



Form **990-PF**

**Return of Private Foundation**  
 or Section 4947(a)(1) Nonexempt Charitable Trust  
 Treated as a Private Foundation

OMB No 1545-0052

**2009**

Department of the Treasury  
 Internal Revenue Service (77)

Note. The foundation may be able to use a copy of this return to satisfy state reporting requirements

For calendar year 2009, or tax year beginning , and ending

G Check all that apply  Initial return  Initial return of a former public charity  Final return  
 Amended return  Address change  Name change

Use the IRS label. Otherwise, print or type See Specific Instructions	Name of foundation <b>WILDLIFE SUPPORT CHARITABLE TRUST</b>		A Employer identification number <b>41-2029664</b>
	Number and street (or P O box number if mail is not delivered to street address)	Room/suite	B Telephone number (see page 10 of the instructions) <b>(609)274-6968</b>
	P O Box 1525		
	City or town, state, and ZIP code <b>Pennington NJ 08534-1525</b>		C If exemption application is pending, check here <input type="checkbox"/>
H Check type of organization	<input checked="" type="checkbox"/> Section 501(c)(3) exempt private foundation		D 1. Foreign organizations, check here <input type="checkbox"/>
	<input type="checkbox"/> Section 4947(a)(1) nonexempt charitable trust <input type="checkbox"/> Other taxable private foundation		2. Foreign organizations meeting the 85% test, check here and attach computation <input type="checkbox"/>
I Fair market value of all assets at end of year (from Part II, col (c), line 16) ▶ \$	J Accounting method <input checked="" type="checkbox"/> Cash <input type="checkbox"/> Accrual <input type="checkbox"/> Other (specify) -----	E If private foundation status was terminated under section 507(b)(1)(A), check here <input type="checkbox"/>	
	<b>2,963,728</b> (Part I, column (d) must be on cash basis)	F If the foundation is in a 60-month termination under section 507(b)(1)(B), check here <input type="checkbox"/>	


Part I Analysis of Revenue and Expenses (The total of amounts in columns (b), (c), and (d) may not necessarily equal the amounts in column (a) (see page 11 of the instructions))		(a) Revenue and expenses per books	(b) Net investment income	(c) Adjusted net income	(d) Disbursements for charitable purposes (cash basis only)
Revenue	1 Contributions, gifts, grants, etc., received (attach schedule)	4,814			
	2 Check <input type="checkbox"/> if the foundation is not required to attach Sch B				
	3 Interest on savings and temporary cash investments	0	0		
	4 Dividends and interest from securities	93,434	88,873		
	5 a Gross rents		0		
	b Net rental income or (loss)	0			
	6 a Net gain or (loss) from sale of assets not on line 10	-99,741			
	b Gross sales price for all assets on line 6a	1,922,573			
	7 Capital gain net income (from Part IV, line 2)		0		
	8 Net short-term capital gain			0	
	9 Income modifications				
	10 a Gross sales less returns and allowances	0			
b Less Cost of goods sold	0				
c Gross profit or (loss) (attach schedule)	0				
11 Other income (attach schedule)	18,470	18,470	0		
12 Total. Add lines 1 through 11	16,977	107,343	0		
Operating and Administrative Expenses	13 Compensation of officers, directors, trustees, etc				
	14 Other employee salaries and wages				
	15 Pension plans, employee benefits				
	16 a Legal fees (attach schedule)	0	0	0	0
	b Accounting fees (attach schedule)	0	0	0	0
	c Other professional fees (attach schedule)	0	0	0	0
	17 Interest				
	18 Taxes (attach schedule) (see page 11 of the instructions)	0	0	0	0
	19 Depreciation (attach schedule) and depletion	0	0	0	0
	20 Occupancy				
	21 Travel, conferences, and meetings	5,619			5,619
	22 Printing and publications				
	23 Other expenses (attach schedule)	38,240	34,770	0	3,470
	24 Total operating and administrative expenses. Add lines 13 through 23	43,859	34,770	0	9,089
	25 Contributions, gifts, grants paid	106,700			106,700
26 Total expenses and disbursements. Add lines 24 and 25	150,559	34,770	0	115,789	
27 Subtract line 26 from line 12					
a Excess of revenue over expenses and disbursements	-133,582				
b Net investment income (if negative, enter -0-)		72,573			
c Adjusted net income (if negative, enter -0-)			0		

For Privacy Act and Paperwork Reduction Act Notice, see page 30 of the instructions.

Form 990-PF (2009)

ENVELOPE DATE APR 27 2010

SCANNED MAY 03 2010



78

Part II Balance Sheets		Attached schedules and amounts in the description column should be for end-of-year amounts only (See instructions)		Beginning of year	End of year	
		(a) Book Value	(b) Book Value	(c) Fair Market Value		
Assets	1	Cash—non-interest-bearing		2,023	352	352
	2	Savings and temporary cash investments		237,808	127,810	127,810
	3	Accounts receivable	0			
		Less allowance for doubtful accounts	0	0	0	0
	4	Pledges receivable	0			
		Less allowance for doubtful accounts	0	0	0	0
	5	Grants receivable				
	6	Receivables due from officers, directors, trustees, and other disqualified persons (attach schedule) (see page 15 of the instructions)		0	0	0
	7	Other notes and loans receivable (attach schedule)	0			
		Less allowance for doubtful accounts	0	0	0	0
	8	Inventories for sale or use			0	
	9	Prepaid expenses and deferred charges			0	
	10 a	Investments—U S and state government obligations (attach schedule)		1,170,658	972,369	980,260
	b	Investments—corporate stock (attach schedule)		1,274,453	1,167,366	1,210,225
	c	Investments—corporate bonds (attach schedule)		358,835	612,465	645,078
	11	Investments—land, buildings, and equipment basis	0			
	Less accumulated depreciation (attach schedule)	0	0	0	0	
12	Investments—mortgage loans					
13	Investments—other (attach schedule)		0	0	0	
14	Land, buildings, and equipment basis	0				
	Less accumulated depreciation (attach schedule)	0	4	3	3	
15	Other assets (describe)		0	0	0	
16	<b>Total assets</b> (to be completed by all filers—see the instructions Also, see page 1, item I)		3,043,781	2,880,365	2,963,728	
Liabilities	17	Accounts payable and accrued expenses			0	
	18	Grants payable				
	19	Deferred revenue			0	
	20	Loans from officers, directors, trustees, and other disqualified persons		0	0	
	21	Mortgages and other notes payable (attach schedule)		0	0	
	22	Other liabilities (describe)		0	0	
	23	<b>Total liabilities</b> (add lines 17 through 22)		0	0	
Net Assets or Fund Balances	Foundations that follow SFAS 117, check here and complete lines 24 through 26 and lines 30 and 31. <input type="checkbox"/>					
	24	Unrestricted				
	25	Temporarily restricted				
	26	Permanently restricted				
	Foundations that do not follow SFAS 117, check here and complete lines 27 through 31. <input checked="" type="checkbox"/>					
	27	Capital stock, trust principal, or current funds		3,043,781	2,880,365	
	28	Paid-in or capital surplus, or land, bldg, and equipment fund				
29	Retained earnings, accumulated income, endowment, or other funds					
30	<b>Total net assets or fund balances</b> (see page 17 of the instructions)		3,043,781	2,880,365		
31	<b>Total liabilities and net assets/fund balances</b> (see page 17 of the instructions)		3,043,781	2,880,365		

**Part III Analysis of Changes in Net Assets or Fund Balances**

1	Total net assets or fund balances at beginning of year—Part II, column (a), line 30 (must agree with end-of-year figure reported on prior year's return)	1	3,043,781
2	Enter amount from Part I, line 27a	2	-133,582
3	Other increases not included in line 2 (itemize) <input type="checkbox"/> See Attached Statement	3	516
4	Add lines 1, 2, and 3	4	2,910,715
5	Decreases not included in line 2 (itemize) <input type="checkbox"/> See Attached Statement	5	30,350
6	<b>Total net assets or fund balances at end of year (line 4 minus line 5)—Part II, column (b), line 30</b>	6	<b>2,880,365</b>

**Part IV Capital Gains and Losses for Tax on Investment Income**

(a) List and describe the kind(s) of property sold (e.g., real estate, 2-story brick warehouse, or common stock, 200 shs MLC Co)	(b) How acquired P—Purchase D—Donation	(c) Date acquired (mo., day, yr.)	(d) Date sold (mo., day, yr.)
<b>1a</b> See Attached Statement			
<b>b</b>			
<b>c</b>			
<b>d</b>			
<b>e</b>			

(e) Gross sales price	(f) Depreciation allowed (or allowable)	(g) Cost or other basis plus expense of sale	(h) Gain or (loss) (e) plus (f) minus (g)
<b>a</b> 0	0	0	0
<b>b</b> 0	0	0	0
<b>c</b> 0	0	0	0
<b>d</b> 0	0	0	0
<b>e</b> 0	0	0	0

(i) F M V as of 12/31/69	(j) Adjusted basis as of 12/31/69	(k) Excess of col (i) over col (j), if any	(l) Gains (Col (h) gain minus col (k), but not less than -0-) or Losses (from col (h))
<b>a</b> 0	0	0	0
<b>b</b> 0	0	0	0
<b>c</b> 0	0	0	0
<b>d</b> 0	0	0	0
<b>e</b> 0	0	0	0

<b>2</b> Capital gain net income or (net capital loss) { If gain, also enter in Part I, line 7 If (loss), enter -0- in Part I, line 7 }	<b>2</b>	-99,741
<b>3</b> Net short-term capital gain or (loss) as defined in sections 1222(5) and (6) If gain, also enter in Part I, line 8, column (c) (see pages 13 and 17 of the instructions) If (loss), enter -0- in Part I, line 8 }	<b>3</b>	0

**Part V Qualification Under Section 4940(e) for Reduced Tax on Net Investment Income**

(For optional use by domestic private foundations subject to the section 4940(a) tax on net investment income )

If section 4940(d)(2) applies, leave this part blank

Was the foundation liable for the section 4942 tax on the distributable amount of any year in the base period?  Yes  No

If "Yes," the foundation does not qualify under section 4940(e) Do not complete this part

**1** Enter the appropriate amount in each column for each year, see page 18 of the instructions before making any entries

(a) Base period years Calendar year (or tax year beginning in)	(b) Adjusted qualifying distributions	(c) Net value of noncharitable-use assets	(d) Distribution ratio (col (b) divided by col (c))
2008			0.000000
2007			0.000000
2006			0.000000
2005			0.000000
2004			0.000000

<b>2</b> Total of line 1, column (d)	<b>2</b>	0.000000
<b>3</b> Average distribution ratio for the 5-year base period—divide the total on line 2 by 5, or by the number of years the foundation has been in existence if less than 5 years	<b>3</b>	0.000000
<b>4</b> Enter the net value of noncharitable-use assets for 2009 from Part X, line 5	<b>4</b>	0
<b>5</b> Multiply line 4 by line 3	<b>5</b>	0
<b>6</b> Enter 1% of net investment income (1% of Part I, line 27b)	<b>6</b>	0
<b>7</b> Add lines 5 and 6	<b>7</b>	0
<b>8</b> Enter qualifying distributions from Part XII, line 4 If line 8 is equal to or greater than line 7, check the box in Part VI, line 1b, and complete that part using a 1% tax rate See the Part VI instructions on page 18	<b>8</b>	0

**Part VI Excise Tax Based on Investment Income (Section 4940(a), 4940(b), 4940(e), or 4948—see page 18 of the instructions)**

<b>1 a</b> Exempt operating foundations described in section 4940(d)(2), check here <input type="checkbox"/> and enter "N/A" on line 1 Date of ruling or determination letter _____ (attach copy of letter if necessary—see instructions)	1	1,451
<b>b</b> Domestic foundations that meet the section 4940(e) requirements in Part V, check here <input type="checkbox"/> and enter 1% of Part I, line 27b		
<b>c</b> All other domestic foundations enter 2% of line 27b Exempt foreign organizations enter 4% of Part I, line 12, col (b)		
<b>2</b> Tax under section 511 (domestic section 4947(a)(1) trusts and taxable foundations only Others enter -0-)	2	0
<b>3</b> Add lines 1 and 2	3	1,451
<b>4</b> Subtitle A (income) tax (domestic section 4947(a)(1) trusts and taxable foundations only Others enter -0-)	4	
<b>5</b> Tax based on investment income. Subtract line 4 from line 3 If zero or less, enter -0-	5	1,451
<b>6</b> Credits/Payments		
<b>a</b> 2009 estimated tax payments and 2008 overpayment credited to 2009	6a	2,658
<b>b</b> Exempt foreign organizations—tax withheld at source	6b	
<b>c</b> Tax paid with application for extension of time to file (Form 8868)	6c	0
<b>d</b> Backup withholding erroneously withheld	6d	
<b>7</b> Total credits and payments Add lines 6a through 6d	7	2,658
<b>8</b> Enter any penalty for underpayment of estimated tax Check here <input type="checkbox"/> if Form 2220 is attached	8	0
<b>9</b> Tax due. If the total of lines 5 and 8 is more than line 7, enter amount owed	9	0
<b>10</b> Overpayment. If line 7 is more than the total of lines 5 and 8, enter the amount overpaid	10	1,207
<b>11</b> Enter the amount of line 10 to be Credited to 2010 estimated tax Refunded	11	0

**Part VII-A Statements Regarding Activities**

	Yes	No
<b>1 a</b> During the tax year, did the foundation attempt to influence any national, state, or local legislation or did it participate or intervene in any political campaign?		X
<b>b</b> Did it spend more than \$100 during the year (either directly or indirectly) for political purposes (see page 19 of the instructions for definition)? <i>If the answer is "Yes" to 1a or 1b, attach a detailed description of the activities and copies of any materials published or distributed by the foundation in connection with the activities</i>		X
<b>c</b> Did the foundation file Form 1120-POL for this year?		X
<b>d</b> Enter the amount (if any) of tax on political expenditures (section 4955) imposed during the year (1) On the foundation <input type="checkbox"/> \$ _____ (2) On foundation managers <input type="checkbox"/> \$ _____		
<b>e</b> Enter the reimbursement (if any) paid by the foundation during the year for political expenditure tax imposed on foundation managers <input type="checkbox"/> \$ _____		
<b>2</b> Has the foundation engaged in any activities that have not previously been reported to the IRS? <i>If "Yes," attach a detailed description of the activities</i>		X
<b>3</b> Has the foundation made any changes, not previously reported to the IRS, in its governing instrument, articles of incorporation, or bylaws, or other similar instruments? <i>If "Yes," attach a conformed copy of the changes</i>		X
<b>4 a</b> Did the foundation have unrelated business gross income of \$1,000 or more during the year?		X
<b>b</b> If "Yes," has it filed a tax return on Form 990-T for this year?	N/A	
<b>5</b> Was there a liquidation, termination, dissolution, or substantial contraction during the year? <i>If "Yes," attach the statement required by General Instruction T</i>		X
<b>6</b> Are the requirements of section 508(e) (relating to sections 4941 through 4945) satisfied either • By language in the governing instrument, or • By state legislation that effectively amends the governing instrument so that no mandatory directions that conflict with the state law remain in the governing instrument?	X	
<b>7</b> Did the foundation have at least \$5,000 in assets at any time during the year? <i>If "Yes," complete Part II, col (c), and Part XV</i>	X	
<b>8 a</b> Enter the states to which the foundation reports or with which it is registered (see page 19 of the instructions) <input type="checkbox"/> WA		
<b>b</b> If the answer is "Yes" to line 7, has the foundation furnished a copy of Form 990-PF to the Attorney General (or designate) of each state as required by General Instruction G? <i>If "No," attach explanation</i>	X	
<b>9</b> Is the foundation claiming status as a private operating foundation within the meaning of section 4942(j)(3) or 4942(j)(5) for calendar year 2009 or the taxable year beginning in 2009 (see instructions for Part XIV on page 27)? <i>If "Yes," complete Part XIV</i>		X
<b>10</b> Did any persons become substantial contributors during the tax year? <i>If "Yes," attach a schedule listing their names and addresses</i>	X	

**Part VII-A Statements Regarding Activities (continued)**

11	At any time during the year, did the foundation, directly or indirectly, own a controlled entity within the meaning of section 512(b)(13)? If "Yes," attach schedule (see page 20 of the instructions)	11		X
12	Did the foundation acquire a direct or indirect interest in any applicable insurance contract before August 17, 2008?	12		X
13	Did the foundation comply with the public inspection requirements for its annual returns and exemption application? Website address ▶ N/A	13	X	
14	The books are in care of ▶ MLTC, a Division of Bank of America N A Telephone no ▶ 609-274-6968 Located at ▶ 1300 Merrill Lynch Drive Pennington NJ ZIP+4 ▶ 08534			
15	Section 4947(a)(1) nonexempt charitable trusts filing Form 990-PF in lieu of Form 1041—Check here and enter the amount of tax-exempt interest received or accrued during the year ▶ 15			

**Part VII-B Statements Regarding Activities for Which Form 4720 May Be Required**

File Form 4720 if any item is checked in the "Yes" column, unless an exception applies.

		Yes	No
1a	During the year did the foundation (either directly or indirectly)		
	(1) Engage in the sale or exchange, or leasing of property with a disqualified person? <input type="checkbox"/> Yes <input checked="" type="checkbox"/> No		
	(2) Borrow money from, lend money to, or otherwise extend credit to (or accept it from) a disqualified person? <input type="checkbox"/> Yes <input checked="" type="checkbox"/> No		
	(3) Furnish goods, services, or facilities to (or accept them from) a disqualified person? <input type="checkbox"/> Yes <input checked="" type="checkbox"/> No		
	(4) Pay compensation to, or pay or reimburse the expenses of, a disqualified person? <input checked="" type="checkbox"/> Yes <input type="checkbox"/> No		
	(5) Transfer any income or assets to a disqualified person (or make any of either available for the benefit or use of a disqualified person)? <input type="checkbox"/> Yes <input checked="" type="checkbox"/> No		
	(6) Agree to pay money or property to a government official? (Exception. Check "No" if the foundation agreed to make a grant to or to employ the official for a period after termination of government service, if terminating within 90 days ) <input type="checkbox"/> Yes <input checked="" type="checkbox"/> No		
b	If any answer is "Yes" to 1a(1)–(6), did any of the acts fail to qualify under the exceptions described in Regulations section 53.4941(d)-3 or in a current notice regarding disaster assistance (see page 20 of the instructions)? Organizations relying on a current notice regarding disaster assistance check here ▶ <input type="checkbox"/>	1b	X
c	Did the foundation engage in a prior year in any of the acts described in 1a, other than excepted acts, that were not corrected before the first day of the tax year beginning in 2009?	1c	X
2	Taxes on failure to distribute income (section 4942) (does not apply for years the foundation was a private operating foundation defined in section 4942(j)(3) or 4942(j)(5))		
a	At the end of tax year 2009, did the foundation have any undistributed income (lines 6d and 6e, Part XIII) for tax year(s) beginning before 2009? <input type="checkbox"/> Yes <input checked="" type="checkbox"/> No If "Yes," list the years ▶ 20____, 20____, 20____, 20____		
b	Are there any years listed in 2a for which the foundation is <b>not</b> applying the provisions of section 4942(a)(2) (relating to incorrect valuation of assets) to the year's undistributed income? (If applying section 4942(a)(2) to all years listed, answer "No" and attach statement—see page 20 of the instructions )	2b	N/A
c	If the provisions of section 4942(a)(2) are being applied to any of the years listed in 2a, list the years here ▶ 20____, 20____, 20____, 20____		
3a	Did the foundation hold more than a 2% direct or indirect interest in any business enterprise at any time during the year? <input type="checkbox"/> Yes <input checked="" type="checkbox"/> No		
b	If "Yes," did it have excess business holdings in 2009 as a result of (1) any purchase by the foundation or disqualified persons after May 26, 1969, (2) the lapse of the 5-year period (or longer period approved by the Commissioner under section 4943(c)(7)) to dispose of holdings acquired by gift or bequest, or (3) the lapse of the 10-, 15-, or 20-year first phase holding period? (Use Schedule C, Form 4720, to determine if the foundation had excess business holdings in 2009 )	3b	N/A
4a	Did the foundation invest during the year any amount in a manner that would jeopardize its charitable purposes?	4a	X
b	Did the foundation make any investment in a prior year (but after December 31, 1969) that could jeopardize its charitable purpose that had not been removed from jeopardy before the first day of the tax year beginning in 2009?	4b	X

**Part VII-B Statements Regarding Activities for Which Form 4720 May Be Required (continued)**

**5a** During the year did the foundation pay or incur any amount to

(1) Carry on propaganda, or otherwise attempt to influence legislation (section 4945(e))?  Yes  No

(2) Influence the outcome of any specific public election (see section 4955), or to carry on, directly or indirectly, any voter registration drive?  Yes  No

(3) Provide a grant to an individual for travel, study, or other similar purposes?  Yes  No

(4) Provide a grant to an organization other than a charitable, etc., organization described in section 509(a)(1), (2), or (3), or section 4940(d)(2)? (see page 22 of the instructions)  Yes  No

(5) Provide for any purpose other than religious, charitable, scientific, literary, or educational purposes, or for the prevention of cruelty to children or animals?  Yes  No

**b** If any answer is "Yes" to 5a(1)–(5), did any of the transactions fail to qualify under the exceptions described in Regulations section 53.4945 or in a current notice regarding disaster assistance (see page 22 of the instructions)? Organizations relying on a current notice regarding disaster assistance check here  **5b** N/A

**c** If the answer is "Yes" to question 5a(4), does the foundation claim exemption from the tax because it maintained expenditure responsibility for the grant?  Yes  No **N/A**  
If "Yes," attach the statement required by Regulations section 53.4945–5(d)

**6a** Did the foundation, during the year, receive any funds, directly or indirectly, to pay premiums on a personal benefit contract?  Yes  No **6b** X

**b** Did the foundation, during the year, pay premiums, directly or indirectly, on a personal benefit contract?  Yes  No **6b** X  
If "Yes" to 6b, file Form 8870

**7a** At any time during the tax year, was the foundation a party to a prohibited tax shelter transaction?  Yes  No **7b** X

**b** If yes, did the foundation receive any proceeds or have any net income attributable to the transaction?  Yes  No **7b** X

**Part VIII Information About Officers, Directors, Trustees, Foundation Managers, Highly Paid Employees, and Contractors**

**1 List all officers, directors, trustees, foundation managers and their compensation (see page 22 of the instructions).**

(a) Name and address	(b) Title, and average hours per week devoted to position	(c) Compensation (If not paid, enter -0-)	(d) Contributions to employee benefit plans and deferred compensation	(e) Expense account, other allowances
JEFF GUIDRY 12817 NE 189TH STREET BOTHELL WA 9801	CO-TRUSTEE 00	0	0	0
MYRON G PHILLIPS, DVM 18805 86TH PLACE EDMONDS WA 98026-590	CO-TRUSTEE 00	0	0	0
MERRILL LYNCH TRUST CO PO BOX 1525 PENNINGTON NJ 08534-1525	TRUSTEE 2 00	34,450	0	0
	00	0	0	0

**2 Compensation of five highest-paid employees (other than those included on line 1—see page 23 of the instructions). If none, enter "NONE."**

(a) Name and address of each employee paid more than \$50,000	(b) Title, and average hours per week devoted to position	(c) Compensation	(d) Contributions to employee benefit plans and deferred compensation	(e) Expense account, other allowances
None				

Total number of other employees paid over \$50,000  0

**Part VIII Information About Officers, Directors, Trustees, Foundation Managers, Highly Paid Employees, and Contractors (continued)**

**3 Five highest-paid independent contractors for professional services (see page 23 of the instructions). If none, enter "NONE."**

(a) Name and address of each person paid more than \$50,000	(b) Type of service	(c) Compensation
NONE .....		0
.....		0
.....		0
.....		0
.....		0
.....		0
<b>Total number of others receiving over \$50,000 for professional services</b>		0

**Part IX-A Summary of Direct Charitable Activities**

List the foundation's four largest direct charitable activities during the tax year. Include relevant statistical information such as the number of organizations and other beneficiaries served, conferences convened, research papers produced, etc.	Expenses
1 N/A .....	
.....	
2 .....	
.....	
3 .....	
.....	
4 .....	
.....	

**Part IX-B Summary of Program-Related Investments (see page 24 of the instructions)**

Describe the two largest program-related investments made by the foundation during the tax year on lines 1 and 2	Amount	
1 NONE .....		
.....		
2 .....		
.....		
All other program-related investments See page 24 of the instructions		
3 NONE .....		
.....		
<b>Total. Add lines 1 through 3</b>		0
		0

**Part X Minimum Investment Return** (All domestic foundations must complete this part. Foreign foundations, see page 24 of the instructions.)

<b>1</b>	Fair market value of assets not used (or held for use) directly in carrying out charitable, etc., purposes		
<b>a</b>	Average monthly fair market value of securities	<b>1a</b>	2,727,929
<b>b</b>	Average of monthly cash balances	<b>1b</b>	109,555
<b>c</b>	Fair market value of all other assets (see page 24 of the instructions)	<b>1c</b>	
<b>d</b>	<b>Total</b> (add lines 1a, b, and c)	<b>1d</b>	2,837,484
<b>e</b>	Reduction claimed for blockage or other factors reported on lines 1a and 1c (attach detailed explanation)	<b>1e</b>	
<b>2</b>	Acquisition indebtedness applicable to line 1 assets	<b>2</b>	
<b>3</b>	Subtract line 2 from line 1d	<b>3</b>	2,837,484
<b>4</b>	Cash deemed held for charitable activities. Enter 1½% of line 3 (for greater amount, see page 25 of the instructions)	<b>4</b>	42,562
<b>5</b>	<b>Net value of noncharitable-use assets.</b> Subtract line 4 from line 3. Enter here and on Part V, line 4	<b>5</b>	2,794,922
<b>6</b>	<b>Minimum investment return.</b> Enter 5% of line 5	<b>6</b>	139,746

**Part XI Distributable Amount** (see page 25 of the instructions) (Section 4942(j)(3) and (j)(5) private operating foundations and certain foreign organizations check here  and do not complete this part.)

<b>1</b>	Minimum investment return from Part X, line 6	<b>1</b>	139,746
<b>2a</b>	Tax on investment income for 2009 from Part VI, line 5	<b>2a</b>	1,451
<b>b</b>	Income tax for 2009 (This does not include the tax from Part VI)	<b>2b</b>	
<b>c</b>	Add lines 2a and 2b	<b>2c</b>	1,451
<b>3</b>	Distributable amount before adjustments. Subtract line 2c from line 1	<b>3</b>	138,295
<b>4</b>	Recoveries of amounts treated as qualifying distributions	<b>4</b>	
<b>5</b>	Add lines 3 and 4	<b>5</b>	138,295
<b>6</b>	Deduction from distributable amount (see page 25 of the instructions)	<b>6</b>	
<b>7</b>	<b>Distributable amount as adjusted.</b> Subtract line 6 from line 5. Enter here and on Part XIII, line 1	<b>7</b>	138,295

**Part XII Qualifying Distributions** (see page 25 of the instructions)

<b>1</b>	Amounts paid (including administrative expenses) to accomplish charitable, etc., purposes		
<b>a</b>	Expenses, contributions, gifts, etc.—total from Part I, column (d), line 26	<b>1a</b>	115,789
<b>b</b>	Program-related investments—total from Part IX-B	<b>1b</b>	0
<b>2</b>	Amounts paid to acquire assets used (or held for use) directly in carrying out charitable, etc., purposes	<b>2</b>	
<b>3</b>	Amounts set aside for specific charitable projects that satisfy the		
<b>a</b>	Suitability test (prior IRS approval required)	<b>3a</b>	
<b>b</b>	Cash distribution test (attach the required schedule)	<b>3b</b>	0
<b>4</b>	<b>Qualifying distributions.</b> Add lines 1a through 3b. Enter here and on Part V, line 8, and Part XIII, line 4	<b>4</b>	115,789
<b>5</b>	Foundations that qualify under section 4940(e) for the reduced rate of tax on net investment income. Enter 1% of Part I, line 27b (see page 26 of the instructions)	<b>5</b>	0
<b>6</b>	<b>Adjusted qualifying distributions.</b> Subtract line 5 from line 4	<b>6</b>	115,789

**Note.** The amount on line 6 will be used in Part V, column (b), in subsequent years when calculating whether the foundation qualifies for the section 4940(e) reduction of tax in those years.

**Part XIII Undistributed Income** (see page 26 of the instructions)

	(a) Corpus	(b) Years prior to 2008	(c) 2008	(d) 2009
<b>1</b> Distributable amount for 2009 from Part XI, line 7				138,295
<b>2</b> Undistributed income, if any, as of the end of 2009				
<b>a</b> Enter amount for 2008 only			0	
<b>b</b> Total for prior years 20____, 20____, 20____		0		
<b>3</b> Excess distributions carryover, if any, to 2009				
<b>a</b> From 2004	NONE			
<b>b</b> From 2005	NONE			
<b>c</b> From 2006	NONE			
<b>d</b> From 2007	NONE			
<b>e</b> From 2008	633,289			
<b>f</b> Total of lines 3a through e	633,289			
<b>4</b> Qualifying distributions for 2009 from Part XII, line 4 ▶ \$ 115,789				
<b>a</b> Applied to 2008, but not more than line 2a			0	
<b>b</b> Applied to undistributed income of prior years (Election required—see page 26 of the instructions)		0		
<b>c</b> Treated as distributions out of corpus (Election required—see page 26 of the instructions)	0			
<b>d</b> Applied to 2009 distributable amount				115,789
<b>e</b> Remaining amount distributed out of corpus	0			
<b>5</b> Excess distributions carryover applied to 2009 (If an amount appears in column (d), the same amount must be shown in column (a) )	22,506			22,506
<b>6</b> Enter the net total of each column as indicated below:				
<b>a</b> Corpus Add lines 3f, 4c, and 4e Subtract line 5	610,783			
<b>b</b> Prior years' undistributed income Subtract line 4b from line 2b		0		
<b>c</b> Enter the amount of prior years' undistributed income for which a notice of deficiency has been issued, or on which the section 4942(a) tax has been previously assessed				
<b>d</b> Subtract line 6c from line 6b Taxable amount—see page 27 of the instructions		0		
<b>e</b> Undistributed income for 2008 Subtract line 4a from line 2a Taxable amount—see page 27 of the instructions				0
<b>f</b> Undistributed income for 2009 Subtract lines 4d and 5 from line 1 This amount must be distributed in 2010				0
<b>7</b> Amounts treated as distributions out of corpus to satisfy requirements imposed by section 170(b)(1)(F) or 4942(g)(3) (see page 27 of the instructions)				
<b>8</b> Excess distributions carryover from 2004 not applied on line 5 or line 7 (see page 27 of the instructions)	0			
<b>9</b> Excess distributions carryover to 2010. Subtract lines 7 and 8 from line 6a	610,783			
<b>10</b> Analysis of line 9				
<b>a</b> Excess from 2005				0
<b>b</b> Excess from 2006				0
<b>c</b> Excess from 2007				0
<b>d</b> Excess from 2008				610,783
<b>e</b> Excess from 2009				0

**Part XIV Private Operating Foundations** (see page 27 of the instructions and Part VII-A, question 9)

N/A

**1 a** If the foundation has received a ruling or determination letter that it is a private operating foundation, and the ruling is effective for 2009, enter the date of the ruling ▶

**b** Check box to indicate whether the foundation is a private operating foundation described in section  4942(j)(3) or  4942(j)(5)

	Tax year				(e) Total
	(a) 2009	(b) 2008	(c) 2007	(d) 2006	
<b>2 a</b> Enter the lesser of the adjusted net income from Part I or the minimum investment return from Part X for each year listed	0				0
<b>b</b> 85% of line 2a	0	0	0	0	0
<b>c</b> Qualifying distributions from Part XII, line 4 for each year listed	0				0
<b>d</b> Amounts included in line 2c not used directly for active conduct of exempt activities					0
<b>e</b> Qualifying distributions made directly for active conduct of exempt activities Subtract line 2d from line 2c	0	0	0	0	0
<b>3</b> Complete 3a, b, or c for the alternative test relied upon					
<b>a</b> "Assets" alternative test—enter					
<b>(1)</b> Value of all assets					0
<b>(2)</b> Value of assets qualifying under section 4942(j)(3)(B)(i)					0
<b>b</b> "Endowment" alternative test—enter 2/3 of minimum investment return shown in Part X, line 6 for each year listed	0				0
<b>c</b> "Support" alternative test—enter					
<b>(1)</b> Total support other than gross investment income (interest, dividends, rents, payments on securities loans (section 512(a)(5)), or royalties)					0
<b>(2)</b> Support from general public and 5 or more exempt organizations as provided in section 4942(j)(3)(B)(iii)					0
<b>(3)</b> Largest amount of support from an exempt organization					0
<b>(4)</b> Gross investment income					0

**Part XV Supplementary Information (Complete this part only if the foundation had \$5,000 or more in assets at any time during the year—see page 28 of the instructions.)**

**1 Information Regarding Foundation Managers:**  
**a** List any managers of the foundation who have contributed more than 2% of the total contributions received by the foundation before the close of any tax year (but only if they have contributed more than \$5,000) (See section 507(d)(2) )  
 NONE

**b** List any managers of the foundation who own 10% or more of the stock of a corporation (or an equally large portion of the ownership of a partnership or other entity) of which the foundation has a 10% or greater interest  
 NONE

**2 Information Regarding Contribution, Grant, Gift, Loan, Scholarship, etc., Programs:**  
 Check here  if the foundation only makes contributions to preselected charitable organizations and does not accept unsolicited requests for funds. If the foundation makes gifts, grants, etc. (see page 28 of the instructions) to individuals or organizations under other conditions, complete items 2a, b, c, and d

**a** The name, address, and telephone number of the person to whom applications should be addressed

**b** The form in which applications should be submitted and information and materials they should include

**c** Any submission deadlines

**d** Any restrictions or limitations on awards, such as by geographical areas, charitable fields, kinds of institutions, or other factors







**Schedule B**

(Form 990, 990-EZ, or 990-PF)

Department of the Treasury  
Internal Revenue Service

**Schedule of Contributors**

▶ Attach to Form 990, 990-EZ, or 990-PF.

OMB No 1545-0047

**2009**

Name of the organization

Employer identification number

WILDLIFE SUPPORT CHARITABLE TRUST

41-2029664

Organization type (check one)

Filers of:

Section:

Form 990 or 990-EZ

501(c)( ) (enter number) organization

4947(a)(1) nonexempt charitable trust not treated as a private foundation

527 political organization

Form 990-PF

501(c)(3) exempt private foundation

4947(a)(1) nonexempt charitable trust treated as a private foundation

501(c)(3) taxable private foundation

Check if your organization is covered by the **General Rule** or a **Special Rule**.

**Note.** Only a section 501(c)(7), (8), or (10) organization can check boxes for both the General Rule and a Special Rule. See instructions

**General Rule**

For an organization filing Form 990, 990-EZ, or 990-PF that received, during the year, \$5,000 or more (in money or property) from any one contributor. Complete Parts I and II

**Special Rules**

For a section 501(c)(3) organization filing Form 990 or 990-EZ that met the 33 1/3 % support test of the regulations under sections 509(a)(1) and 170(b)(1)(A)(vi), and received from any one contributor, during the year, a contribution of the greater of (1) \$5,000 or (2) 2% of the amount on (i) Form 990, Part VIII, line 1h or (ii) Form 990-EZ, line 1. Complete Parts I and II

For a section 501(c)(7), (8), or (10) organization filing Form 990 or 990-EZ that received from any one contributor, during the year, aggregate contributions of more than \$1,000 for use *exclusively* for religious, charitable, scientific, literary, or educational purposes, or the prevention of cruelty to children or animals. Complete Parts I, II, and III

For a section 501(c)(7), (8), or (10) organization filing Form 990 or 990-EZ that received from any one contributor, during the year, contributions for use *exclusively* for religious, charitable, etc., purposes, but these contributions did not aggregate to more than \$1,000. If this box is checked, enter here the total contributions that were received during the year for an *exclusively* religious, charitable, etc., purpose. Do not complete any of the parts unless the **General Rule** applies to this organization because it received nonexclusively religious, charitable, etc., contributions of \$5,000 or more during the year. ▶ \$ \_\_\_\_\_

**Caution.** An organization that is not covered by the General Rule and/or the Special Rules does not file Schedule B (Form 990, 990-EZ, or 990-PF), but it **must** answer "No" on Part IV, line 2 of its Form 990, or check the box on line H of its Form 990-EZ, or on line 2 of its Form 990-PF, to certify that it does not meet the filing requirements of Schedule B (Form 990, 990-EZ, or 990-PF)

Name of organization <b>WILDLIFE SUPPORT CHARITABLE TRUST</b>	Employer identification number <b>41-2029664</b>
--	---

**Part I Contributors** (see instructions)

(a) No.	(b) Name, address, and ZIP + 4	(c) Aggregate contributions	(d) Type of contribution
1	ROBERT JONES ESTATE PO BOX 1525 PENNINGTON NJ 08534 Foreign State or Province _____ Foreign Country _____	\$ 4,814	Person <input checked="" type="checkbox"/> Payroll <input type="checkbox"/> Noncash <input type="checkbox"/> (Complete Part II if there is a noncash contribution)
2	_____ _____ Foreign State or Province _____ Foreign Country _____	\$ 0	Person <input type="checkbox"/> Payroll <input type="checkbox"/> Noncash <input type="checkbox"/> (Complete Part II if there is a noncash contribution)
3	_____ _____ Foreign State or Province _____ Foreign Country _____	\$ 0	Person <input type="checkbox"/> Payroll <input type="checkbox"/> Noncash <input type="checkbox"/> (Complete Part II if there is a noncash contribution)
4	_____ _____ Foreign State or Province _____ Foreign Country _____	\$ 0	Person <input type="checkbox"/> Payroll <input type="checkbox"/> Noncash <input type="checkbox"/> (Complete Part II if there is a noncash contribution)
5	_____ _____ Foreign State or Province _____ Foreign Country _____	\$ 0	Person <input type="checkbox"/> Payroll <input type="checkbox"/> Noncash <input type="checkbox"/> (Complete Part II if there is a noncash contribution)
6	_____ _____ Foreign State or Province _____ Foreign Country _____	\$ 0	Person <input type="checkbox"/> Payroll <input type="checkbox"/> Noncash <input type="checkbox"/> (Complete Part II if there is a noncash contribution)

**Continuation of Part XV, Line 3a (990-PF) - Grants and Contributions Paid During the Year**

Recipient(s) paid during the year

Name  
WILDLIFE FAWN RESCUE  Person  Business  
Street

City SONOMA	State CA	Zip code	Foreign Country
Relationship NONE	Foundation Status 501(C)(3)		
Purpose of grant/contribution GENERAL OPERATING			Amount 1,000

Name  
IDAHO BLACK BEAR REHABILITATION INC  Person  Business  
Street

City GARDEN CITY	State ID	Zip code	Foreign Country
Relationship NONE	Foundation Status 501(C)(3)		
Purpose of grant/contribution GENERAL OPERATING			Amount 25,000

Name  
WASHINGTON STATE UNIVERSITY FDN  Person  Business  
Street

City PULLMAN	State WA	Zip code	Foreign Country
Relationship NONE	Foundation Status 501(C)(3)		
Purpose of grant/contribution GENERAL OPERATING			Amount 5,000

Name  
SARVEY WILDLIFE CARE  Person  Business  
Street

City ARLINGTON	State WA	Zip code	Foreign Country
Relationship NONE	Foundation Status 501(C)(3)		
Purpose of grant/contribution GENERAL OPERATING			Amount 40,700

Name  
ISLAND WILDLIFE SHELTER  Person  Business  
Street

City BAINBRIDGE ISLAND	State WA	Zip code	Foreign Country
Relationship NONE	Foundation Status 501(C)(3)		
Purpose of grant/contribution GENERAL OPERATING			Amount 5,000

Name  
BIRD TREATMENT AND LEARNING CENTER  Person  Business  
Street

City ANCHORAGE	State AK	Zip code	Foreign Country
Relationship NONE	Foundation Status 501(C)(3)		
Purpose of grant/contribution GENERAL OPERATING			Amount 30,000



Line 6 (990-PF) - Gain/Loss from Sale of Assets Other Than Inventory

Index	Check "X" if Sale of Security	Description	CUSIP #	Purchaser	Check "X" if Purchaser is a Business	Date Acquired	Acquisition Method	Date Sold	Gross Sales Price	Cost, Other Basis and Expenses		Net Gain or Loss
										Cost	Donated Value	
		Long Term CG Distributions	0					Totals				
		Short Term CG Distributions	0					Securities				
								Other sales				
50	X	BEST BUY CO INC	086516101			2/26/2008		1/20/2009	9,551	16,150		-99,741
51	X	BMC SOFTWARE INC	055921100			5/1/2008		10/20/2009	907	859		
52	X	BMC SOFTWARE INC	055921100			5/1/2008		7/8/2009	12,191	13,741		
53	X	AUTOZONE INC NEVADA CO	053332102			12/30/2008		12/3/2009	3,739	3,410		
54	X	AUTOZONE INC NEVADA CO	053332102			6/21/2007		12/3/2009	8,226	7,544		
55	X	AUTOZONE INC NEVADA CO	053332102			6/21/2007		10/20/2009	566	549		
56	X	AUTOZONE INC NEVADA CO	053332102			6/21/2007		8/31/2009	3,086	2,880		
57	X	AUTOZONE INC NEVADA CO	053332102			6/19/2007		8/31/2009	7,347	6,960		
58	X	AUTOZONE INC NEVADA CO	053332102			6/19/2007		2/23/2009	5,762	5,429		
59	X	ARCHER DANIELS MIDLD	039483102			2/11/2009		10/20/2009	9,485	8,758		
60	X	APPLIED MATERIAL INC	038222105			12/30/2008		1/12/2009	1,999	1,994		
61	X	APPLIED MATERIAL INC	038222105			6/21/2007		1/12/2009	6,304	12,472		
62	X	APPLIED MATERIAL INC	038222105			5/14/2007		1/12/2009	2,347	4,713		
63	X	APOLLO GROUP INC CL A	037604105			4/1/2009		10/20/2009	447	401		
64	X	APOLLO GROUP INC CL A	037604105			4/1/2009		8/31/2009	11,095	11,287		
65	X	ANADARKO PETE CORP	032511107			7/20/2009		12/14/2009	14,361	11,334		
66	X	ANADARKO PETE CORP	032511107			7/20/2009		10/20/2009	1,585	1,133		
67	X	AMGEN INC COM PV \$0.0001	031162100			11/3/2008		10/20/2009	1,589	1,656		
68	X	ALTERA CORP COM	021441100			12/30/2008		7/21/2009	948	925		
69	X	ALTERA CORP COM	021441100			12/11/2008		7/21/2009	6,120	5,845		
70	X	ALTERA CORP COM	021441100			11/24/2008		7/21/2009	5,275	4,649		
71	X	ALTERA CORP COM	021441100			11/24/2008		2/11/2009	2,402	2,370		
72	X	ALTERA CORP COM	021441100			10/20/2008		2/11/2009	8,869	10,314		
73	X	ALLSTATE CORP DEL COM	020002101			1/29/2009		3/31/2009	2,340	2,976		
74	X	ALLSTATE CORP DEL COM	020002101			12/30/2008		3/31/2009	1,872	3,175		
75	X	ALLSTATE CORP DEL COM	020002101			9/22/2008		3/31/2009	4,324	10,717		
76	X	ALLSTATE CORP DEL COM	020002101			6/21/2007		3/31/2009	2,152	7,104		
77	X	ALLSTATE CORP DEL COM	020002101			6/6/2007		3/31/2009	1,591	5,214		
78	X	AETNA INC NEW	00817Y108			7/31/2007		10/20/2009	435	841		
79	X	AT&T INC	00206R102			11/17/2008		10/20/2009	1,189	1,245		
80	X	AES CORP	00130H105			9/28/2009		10/20/2009	150	150		
81	X	RAYTHEON CO DELAWARE N	755111507			4/2/2007		10/20/2009	2,551	2,953		
82	X	QWEST COMM INTL INC CON	749121109			3/11/2008		10/20/2009	2,034	2,848		
83	X	PRUDENTIAL FINANCIAL INC	744320102			12/30/2008		3/31/2009	1,047	1,595		
84	X	PRUDENTIAL FINANCIAL INC	744320102			6/21/2007		3/31/2009	2,095	10,921		
85	X	PRUDENTIAL FINANCIAL INC	744320102			6/18/2007		3/31/2009	1,238	6,656		
86	X	PRUDENTIAL FINANCIAL INC	744320102			4/2/2007		3/31/2009	267	1,268		
87	X	PROCTER & GAMBLE CO	742718109			12/22/2008		6/15/2009	7,447	8,748		
88	X	PROCTER & GAMBLE CO	742718109			10/14/2008		6/15/2009	3,287	4,113		
89	X	PROCTER & GAMBLE CO	742718109			10/14/2008		5/26/2009	5,365	6,426		
90	X	PFIZER INC	717081103			4/2/2007		10/20/2009	3,530	4,990		
91	X	OCCIDENTAL PETE CORP CA	674599105			3/11/2008		10/20/2009	3,495	3,302		
92	X	OCCIDENTAL PETE CORP CA	674599105			8/5/2009		10/20/2009	2,137	2,008		
93	X	NORTHROP GRUMMAN CORP	666807102			12/26/2007		10/20/2009	1,043	1,599		
94	X	NRG ENERGY INC	629377508			6/6/2007		10/20/2009	1,199	1,402		
95	X	MICROSOFT CORP	594918104			6/21/2007		10/20/2009	1,143	788		
96	X	MCKESSON HEALTH SOLUTIONS	58405U102			12/30/2008		10/20/2009	4,645	2,865		
97	X	MCKESSON CORPORATION C	58155Q103			6/21/2007		10/20/2009	929	885		
98	X	MCKESSON CORPORATION C	58155Q103			6/21/2007		10/20/2009	929	885		

Line 6 (990-PF) - Gain/Loss from Sale of Assets Other Than Inventory

Index	Check "X" if Sale of Security	Description	CUSIP #	Purchaser	Check "X" if Purchaser is a Business	Date Acquired	Acquisition Method	Date Sold	Gross Sales Price	Cost, Other Basis and Expenses		Net Gain or Loss
										Cost	Donated Value	
Totals									1,922,573	2,022,314	-99,741	
Long Term CG Distributions									0	0	0	
Short Term CG Distributions									0	0	0	
99	X	MCKESSON CORPORATION C	58155Q103			3/16/2006		10/20/2009	1,363	1,188		
100	X	MCDONALDS CORP COM	580135101			12/30/2008		9/28/2009	4,300	4,610		
101	X	MCDONALDS CORP COM	580135101			11/13/2007		9/28/2009	21,731	21,649		
102	X	MARATHON OIL CORP	565849106			7/6/2009		10/20/2009	1,734	1,415		
103	X	LOCKHEED MARTIN CORP	539830109			6/21/2007		10/20/2009	506	664		
104	X	ELI LILLY & CO	532457108			1/20/2009		8/10/2009	10,172	11,508		
105	X	LAUDER ESTEE COS INC A	518439104			12/30/2008		2/3/2009	2,375	2,763		
106	X	LAUDER ESTEE COS INC A	518439104			6/21/2007		2/3/2009	3,262	5,725		
107	X	LAUDER ESTEE COS INC A	518439104			6/11/2007		2/3/2009	4,384	7,778		
108	X	L-3 COMMCTNS HLDGS	502424104			8/20/2007		10/20/2009	1,817	2,306		
109	X	KROGER CO	501044101			6/21/2007		10/20/2009	1,368	1,717		
110	X	KROGER CO	501044101			12/11/2006		10/20/2009	1,128	1,113		
111	X	KROGER CO	501044101			12/11/2006		3/2/2009	879	1,018		
112	X	KROGER CO	501044101			2/11/2006		3/2/2009	4,888	4,669		
113	X	KLA TENCOR CORP PV\$0 001	482480100			12/30/2008		4/1/2009	1,977	2,522		
114	X	KLA TENCOR CORP PV\$0 001	482480100			7/9/2007		4/1/2009	6,255	17,836		
115	X	JOHNSON AND JOHNSON CG	478160104			2/11/2006		10/20/2009	4,542	4,386		
116	X	INTL PAPER CO	460146103			9/10/2007		10/20/2009	1,729	2,459		
117	X	INTL BUSINESS MACHINES	459200101			3/26/2007		10/20/2009	5,249	4,093		
118	X	HUDSON CITY BANCORP INC	443683107			5/12/2009		12/3/2009	10,179	9,936		
119	X	HUDSON CITY BANCORP INC	443683107			5/12/2009		10/20/2009	2,447	2,400		
120	X	HOUSEHOLD FINANCE CORP	441812GEB			7/27/2006		10/20/2009	10,000	10,000		
121	X	HONEYWELL INTL INC DEL	438516106			6/26/2007		10/20/2009	1,250	1,856		
122	X	HEWLETT PACKARD CO DEL	428236103			6/21/2007		10/27/2009	4,546	4,383		
123	X	HEWLETT PACKARD CO DEL	428236103			6/6/2007		10/27/2009	900	872		
124	X	HEWLETT PACKARD CO DEL	428236103			6/6/2007		10/20/2009	7,888	7,433		
125	X	HEWLETT PACKARD CO DEL	428236103			6/6/2007		3/9/2009	6,201	10,965		
126	X	HEINZ H J CO PV 25CT	423074103			12/30/2008		6/22/2009	3,474	3,678		
127	X	HEINZ H J CO PV 25CT	423074103			6/21/2007		6/22/2009	4,119	5,346		
128	X	HEINZ H J CO PV 25CT	423074103			3/27/2007		6/22/2009	5,623	7,346		
129	X	GOLDMAN SACHS GROUP IN	38141G104			6/1/2009		10/20/2009	740	582		
130	X	CHECK POINT SOFTWARE TEC	M22465104			5/20/2009		10/20/2009	1,017	820		
131	X	CHECK POINT SOFTWARE TEC	M22465104			5/20/2009		8/3/2009	7,615	6,900		
132	X	ACE LIMITED	H0023R105			4/27/2009		10/20/2009	1,207	993		
133	X	ACE LIMITED	H0023R105			3/31/2009		10/20/2009	384	277		
134	X	ACE LIMITED	H0023R105			3/31/2009		7/7/2009	11,168	10,315		
135	X	GARMIN LTD (KAYMAN IS)	G37260109			9/2/2009		10/20/2009	1,829	1,525		
136	X	COOPER INDUSTRS LTD CLA	G24182100			12/5/2008		2/10/2009	6,359	5,936		
137	X	COOPER INDUSTRIES PLC	G24140108			12/5/2008		10/5/2009	15,335	10,721		
138	X	ACCENTURE PLC SHS	G1151C101			12/30/2008		12/3/2009	5,529	4,277		
139	X	ACCENTURE PLC SHS	G1151C101			6/21/2007		12/3/2009	8,294	8,235		
140	X	ACCENTURE PLC SHS	G1151C101			6/21/2007		10/20/2009	153	166		
141	X	ACCENTURE PLC SHS	G1151C101			6/21/2007		9/8/2009	1,659	1,996		
142	X	ACCENTURE PLC SHS	G1151C101			4/25/2007		9/8/2009	11,950	13,442		
143	X	XILINX INC	983919101			8/13/2008		10/20/2009	2,463	2,872		
144	X	XILINX INC	983919101			8/13/2008		3/2/2009	3,743	5,881		
145	X	WELLPOINT INC	94973V107			10/29/2008		10/20/2009	93	76		
146	X	WELLPOINT INC	94973V107			6/21/2007		10/20/2009	463	800		
147	X	WELLPOINT INC	94973V107			5/15/2006		10/20/2009	463	723		

Line 5 (990-PF) - Gain/Loss from Sale of Assets Other Than Inventory

Index	Check "X" if Sale of Security	Description	CUSIP #	Purchaser	Check "X" if Purchaser is a Business	Date Acquired	Acquisition Method	Gross Sales		Cost, Other Basis and Expenses		Net Gain or Loss
								Price	0	Cost	Donated Value	
		Long Term CG Distributions	0					1,922,573	2,022,314		-99,741	
		Short Term CG Distributions	0					0	0		0	
148	X	WAL-MART STORES INC	931142103			7/29/2008		1,757	1,950			
149	X	VERIZON COMMUNICATIONS C	92343V104			4/6/2009		1,122	1,279			
150	X	VALERO ENERGY CORP NEW	91913Y100			12/30/2008		2,560	3,418			
151	X	VALERO ENERGY CORP NEW	91913Y100			7/23/2007		5,812	26,427			
152	X	VALERO ENERGY CORP NEW	91913Y100			7/23/2007		1,043	3,807			
153	X	UNUM GROUP	91529Y106			10/15/2008		2,064	1,775			
154	X	U S TREASURY NOTE	912828KX7			6/24/2009		64,290	64,226			
155	X	U S TREASURY NOTE	912828KD1			4/16/2009		47,765	49,602			
156	X	U S TREASURY NOTE	912828KD1			10/20/2009		124,190	130,249			
157	X	U S TREASURY NOTE	912828KD1			2/24/2009		66,779	70,137			
158	X	U S TREASURY NOTE	912828JB7			6/5/2008		118,525	110,803			
159	X	U S TREASURY NOTE	912828H26			6/5/2008		54,318	49,391			
160	X	U S TREASURY NOTE	912828HA1			8/28/2008		45,872	43,045			
161	X	U S TREASURY NOTE	912828GH7			2/24/2009		86,077	80,066			
162	X	U S TREASURY NOTE	912828FF2			7/27/2006		17,603	15,076			
163	X	U S TREASURY NOTE	912828EM8			6/21/2007		52,931	49,207			
164	X	WSTN DIGITAL CORP DEL	958102105			2/19/2008		6,175	4,322			
165	X	U S TREASURY NOTE	912828EM8			6/6/2007		21,173	19,738			
166	X	U S TREASURY NOTE	912828DV9			6/21/2007		55,890	46,693			
167	X	U S TREASURY NOTE	912828DV9			6/4/2007		27,945	23,668			
168	X	U S TREASURY NOTE	912828DV9			6/4/2007		55,418	47,336			
169	X	U S TREASURY NOTE	912828DC1			3/24/2006		11,236	9,686			
170	X	U S TREASURY NOTE	9128276J6			6/21/2007		132,178	126,000			
171	X	TRAVELERS COS INC	89417E109			4/25/2007		581	654			
172	X	TRAVELERS COS INC	89417E109			4/25/2007		6,298	6,926			
173	X	TEXAS INSTRUMENTS	882508104			10/5/2009		834	799			
174	X	SYSCO CORPORATION	871829107			10/20/2009		1,037	978			
175	X	SYSCO CORPORATION	871829107			10/29/2008		7,263	8,188			
176	X	SYMANTEC CORP COM	871503108			12/30/2008		1,727	1,365			
177	X	WSTN DIGITAL CORP DEL	958102105			2/19/2008		3,794	3,100			
178	X	SYMANTEC CORP COM	871503108			10/29/2008		14,026	12,794			
179	X	SUNOCO INC PV\$1 PA	86764P109			12/30/2008		1,697	2,831			
180	X	SUNOCO INC PV\$1 PA	86764P109			6/21/2007		1,928	6,255			
181	X	SUNOCO INC PV\$1 PA	86764P109			6/6/2007		1,903	5,926			
182	X	SUNOCO INC PV\$1 PA	86764P109			6/6/2007		857	2,082			
183	X	SAFeway INC NEW	786514208			3/24/2006		1,058	1,166			
184	X	ROSS STORES INC COM	778296103			10/21/2008		2,799	1,838			
Totals												
Securities												
Other sales												

**Line 11 (990-PF) - Other Income**

	Description	Revenue and Expenses per Books	Net Investment Income	Adjusted Net Income
1	OIL & GAS INTERESTS	18,470	18,470	
2			0	
3			0	
4			0	
5			0	
6			0	
7			0	
8			0	
9			0	
10			0	
		18,470	18,470	0

**Line 23 (990-PF) - Other Expenses**

	Description	Revenue and Expenses per Books	Net Investment Income	Adjusted Net Income	Disbursements for Charitable Purposes
		38,240	34,770	0	3,470
1	MLTC FEE AS AGENT	0	0	0	0
2	STATE AG FEE	25			25
3	ROYALTY EXPENSES	3,765	3,765		
4	MLTC FEE AS TRUSTEE	34,450	31,005		3,445
5					
6					
7					
8					
9					
10					

**Part III (990-PF) - Changes in Net Assets or Fund Balances**

---

**Line 3 - Other increases not included in Part III, Line 2**

1	PURCHASE OF ACCRUED INEREST C/O FROM PY	1	482
2	FEDERAL EXCISE TAX REFUND	2	34
3	Total	3	516

---

**Line 5 - Decreases not included in Part III, Line 2**

1	BOND AMORTIZATION	1	4,167
2	COST BASIS ADJUSTMENT	2	890
3	LOSS ON PY SALES SETTLED IN CY	3	23,855
4	PURCHASE OF ACCRUED INTEREST C/O TO NEXT YEAR	4	1,438
5	Total	5	30,350

---





Part IV (990-PF) - Capital Gains and Losses for Tax on Investment Income

	CUSIP #	How Acquired	Date Acquired	Date Sold	Gross Sales Price	Depreciation Allowed	Cost or Other Basis Plus Expense of Sale	Gain or Loss	FMV as of 12/31/69	Adjusted Basis as of 12/31/69	Excess of FMV Over Adj Basis	Gains Minus Excess of FMV Over Adjusted Basis or Losses
121	HONEYWELL INTL INC DEL	438516106	6/28/2007	10/20/2009	1,250	0	1,856	-606			0	-606
122	HEWLETT PACKARD CO DEL	428236103	6/21/2007	10/27/2009	4,546	0	4,383	163			0	163
123	HEWLETT PACKARD CO DEL	428236103	6/6/2007	10/27/2009	900	0	872	28			0	28
124	HEWLETT PACKARD CO DEL	428236103	6/6/2007	10/20/2009	7,888	0	7,433	455			0	455
125	HEWLETT PACKARD CO DEL	428236103	6/6/2007	3/9/2009	6,201	0	10,965	-4,764			0	-4,764
126	HE NZ H J CO PV 25CT	423074103	12/30/2008	6/22/2009	3,474	0	3,678	-204			0	-204
127	HE NZ H J CO PV 25CT	423074103	6/21/2007	6/22/2009	4,119	0	5,346	-1,227			0	-1,227
128	HE NZ H J CO PV 25CT	423074103	3/27/2007	6/22/2009	5,623	0	7,346	-1,723			0	-1,723
129	GOLDMAN SACHS GROUP INC	38141G104	6/1/2009	10/20/2009	740	0	582	158			0	158
130	CHECK POINT SOFTWARE TECH	M22465104	5/20/2009	10/20/2009	1,017	0	820	197			0	197
131	CHECK POINT SOFTWARE TECH	M22465104	5/20/2009	6/3/2009	7,615	0	6,900	715			0	715
132	ACE LIMITED	H0023R105	4/27/2009	10/20/2009	1,207	0	993	214			0	214
133	ACE LIMITED	H0023R105	3/31/2009	10/20/2009	384	0	277	107			0	107
134	ACE LIMITED	H0023R105	3/31/2009	7/7/2009	11,168	0	10,315	853			0	853
135	GARMIN LTD (KAYMAN IS)	G37260109	9/2/2009	10/20/2009	1,829	0	1,525	304			0	304
136	COOPER INDUSTRS LTD CLA	G24182100	12/5/2008	2/10/2009	6,359	0	5,936	423			0	423
137	COOPER INDUSTRIES PLC	G24140108	12/5/2008	10/5/2009	15,335	0	10,721	4,614			0	4,614
138	ACCENTURE PLC SHS	G1151C101	12/30/2008	12/3/2009	5,529	0	4,277	1,252			0	1,252
139	ACCENTURE PLC SHS	G1151C101	6/21/2007	12/3/2009	8,294	0	8,235	59			0	59
140	ACCENTURE PLC SHS	G1151C101	6/21/2007	10/20/2009	153	0	166	-13			0	-13
141	ACCENTURE PLC SHS	G1151C101	4/25/2007	9/8/2009	1,659	0	1,996	-337			0	-337
142	ACCENTURE PLC SHS	G1151C101	8/13/2008	10/20/2009	11,960	0	13,442	-1,482			0	-1,482
143	XILINX INC	983919101	8/13/2008	3/2/2009	2,463	0	2,872	-409			0	-409
144	XILINX INC	983919101	8/13/2008	3/2/2009	3,743	0	5,881	-2,138			0	-2,138
145	WELLPOINT INC	94973V107	10/29/2008	10/20/2009	93	0	76	17			0	17
146	WELLPOINT INC	94973V107	6/21/2007	10/20/2009	483	0	800	-317			0	-317
147	WELLPOINT INC	94973V107	5/15/2006	10/20/2009	463	0	723	-260			0	-260
148	WAL-MART STORES INC	931142103	7/29/2008	10/20/2009	1,757	0	1,950	-193			0	-193
149	VERIZON COMMUNICATNS COM	92343V104	4/6/2009	10/20/2009	1,122	0	1,279	-157			0	-157
150	VALERO ENERGY CORP NEW	91913Y100	12/30/2008	12/3/2009	2,560	0	3,418	-858			0	-858
151	VALERO ENERGY CORP NEW	91913Y100	7/23/2007	12/3/2009	5,812	0	26,427	-20,615			0	-20,615
152	VALERO ENERGY CORP NEW	91913Y100	7/23/2007	10/20/2009	1,043	0	3,807	-2,764			0	-2,764
153	UNJM GROUP	91529Y106	10/15/2008	10/20/2009	2,064	0	1,775	289			0	289
154	U S TREASURY NOTE	912828KX7	6/24/2009	8/6/2009	64,290	0	64,226	64			0	64
155	U S TREASURY NOTE	912828KD1	4/16/2009	10/20/2009	47,765	0	49,602	-1,837			0	-1,837
156	U S TREASURY NOTE	912828KD1	2/24/2009	10/20/2009	124,190	0	130,249	-6,059			0	-6,059
157	U S TREASURY NOTE	912828KD1	2/24/2009	7/13/2009	66,779	0	70,137	-3,358			0	-3,358
158	U S TREASURY NOTE	912828HJ7	6/5/2008	2/4/2009	118,525	0	110,803	7,722			0	7,722
159	U S TREASURY NOTE	912828HZ6	8/28/2008	2/3/2009	54,318	0	49,391	4,927			0	4,927
160	U S TREASURY NOTE	912828HA1	8/28/2008	2/4/2009	45,872	0	43,045	2,827			0	2,827
161	U S TREASURY NOTE	912828GH7	7/27/2006	2/23/2009	86,077	0	80,066	6,011			0	6,011
162	U S TREASURY NOTE	912828FF2	6/21/2007	2/23/2009	17,603	0	15,076	2,527			0	2,527
163	U S TREASURY NOTE	912828EM8	6/21/2007	4/16/2009	52,931	0	49,207	3,724			0	3,724
164	W5TN DIGITAL CORP DEL	958102105	2/19/2008	12/21/2009	6,175	0	4,322	1,853			0	1,853
165	U S TREASURY NOTE	912828EM8	6/6/2007	4/16/2009	21,173	0	19,738	1,435			0	1,435
166	U S TREASURY NOTE	912828DV9	6/21/2007	4/16/2009	55,890	0	46,693	9,197			0	9,197
167	U S TREASURY NOTE	912828DV9	6/4/2007	4/16/2009	27,945	0	23,668	4,277			0	4,277
168	U S TREASURY NOTE	912828DV9	3/24/2006	2/23/2009	55,418	0	47,336	8,082			0	8,082
169	U S TREASURY NOTE	912828DC1	6/21/2007	2/23/2009	11,236	0	9,686	1,550			0	1,550
170	TRAVELERS COS INC	89417E109	4/25/2007	6/24/2009	132,178	0	126,000	6,178			0	6,178
171	TRAVELERS COS INC	89417E109	4/25/2007	10/20/2009	581	0	654	-73			0	-73
172	TRAVELERS COS INC	89417E109	4/25/2007	9/8/2009	6,298	0	6,926	-628			0	-628
173	TEXAS INSTRUMENTS	882508104	10/5/2009	10/20/2009	834	0	799	35			0	35
174	SYSCO CORPORATION	871829107	10/29/2008	10/20/2009	1,037	0	978	59			0	59
175	SYSCO CORPORATION	871829107	10/29/2008	6/16/2009	7,263	0	8,188	-925			0	-925
176	SYMANTEC CORP COM	871503108	2/19/2008	10/20/2009	3,794	0	3,100	694			0	694
177	W5TN DIGITAL CORP DEL	958102105	10/29/2008	4/13/2009	14,026	0	12,794	1,232			0	1,232
178	SYMANTEC CORP COM	871503108	12/30/2008	12/3/2009	1,697	0	2,831	-1,134			0	-1,134
179	SUNOCO INC PV\$1 PA	86764P109	6/21/2007	12/3/2009	1,928	0	6,255	-4,327			0	-4,327
180	SUNOCO INC PV\$1 PA	86764P109	6/21/2007	12/3/2009	1,928	0	6,255	-4,327			0	-4,327

Part IV (990-PF) - Capital Gains and Losses for Tax on Investment Income

	Kind(s) of Property Sold	CUSIP #	How Acquired	Date Acquired	Date Sold	Totals		Gross Sales Price	Depreciation Allowed	Cost or Other Basis Plus Expense of Sale	Gain or Loss	FMV as of 12/31/69	Adjusted Basis as of 12/31/69	Excess of FMV Over Adj. Basis	Gains Minus Excess of FMV Over Adjusted Basis or Losses
						Long Term CG Distributions	Short Term CG Distributions								
							1,922,573			2,022,314	-99,741			0	-99,741
181	SLUNOCO INC PV\$1 PA	86764P109		6/6/2007	12/3/2009		1,903		0	5,926	-4,023			0	-4,023
182	SLUNOCO INC PV\$1 PA	86764P109		6/6/2007	10/20/2009		857		0	2,082	-1,225			0	-1,225
183	SAFEWAY INC NEW	786514208		3/24/2006	10/20/2009		1,058		0	1,166	-108			0	-108
184	ROSS STORES INC COM	778296103		10/21/2008	10/20/2009		2,799		0	1,838	961			0	961





**Part XVI-A, Lines 11a-11e (990-PF) - Other Revenue**

	Unrelated Business Income		Excluded by Section 512, 513, or 514		Related or Exempt Function Income
	Program Service Revenue	Business Code	Amount	Exclusion Code	
1	OIL & GAS INTEREST			15	18,470
2					
3					
4					
5					
6					
7					
8					
9					
10					
11					
12					
13					
14					
15					
16					
17					
18					
19					
20					

**Part VI, Line 6a (990-PF) - Estimated Tax Payments**

	<u>Date</u>	<u>Amount</u>
1 Credit from prior year return	1	2,658
2 First quarter estimated tax payment	2	0
3 Second quarter estimated tax payment	3	0
4 Third quarter estimated tax payment	4	0
5 Fourth quarter estimated tax payment	5	0
6 Other payments	6	0
7 Total	7	2,658



Account Number: 335-74D07

TOTAL MERRILL

MERRILL LYNCH TRUST COMPANY,  
A DIVISION OF BANK OF AMERICA, N.A.  
SUCCESSOR CO-TRUSTEE OF THE  
WILDLIFE SUPPORT TRUST  
UAD 6/6/01 AS AMENDED, GUIDRY,  
ROBERTSON & PHILLIPS COTTEES

**Net Portfolio Value:**

**Your Financial Advisor:**  
ARLYN N WAGNER  
1215 4TH AVE 26TH FL  
SEATTLE WA 98161  
newell\_wagner@ml.com  
(800) 333-4858

**Trust Officer:**  
FORD CLARY  
206-442-8403

**\$2,982,125.15**

**TRUST MANAGEMENT ACCOUNT**

Your Investment Manager - Private Investors/ Core Preservation of Cap (R)

December 01, 2009 - December 31, 2009

**ASSETS**

	December 31	November 30
Cash/Money Accounts	128,161.58	117,113.48
Fixed Income	1,625,338.41	1,666,459.41
Equities	1,210,225.14	1,188,336.29
Mutual Funds	-	-
Options	-	-
Other	3.00	3.00
Subtotal (Long Portfolio)	2,963,728.13	2,971,912.18
Estimated Accrued Interest	18,397.02	20,223.31
<b>TOTAL ASSETS</b>	<b>\$2,982,125.15</b>	<b>\$2,992,135.49</b>

**LIABILITIES**

Debit Balance	-	-
Short Market Value	-	-
<b>NET PORTFOLIO VALUE</b>	<b>\$2,982,125.15</b>	<b>\$2,992,135.49</b>

**CASH FLOW**

	This Statement	Year to Date
<b>Opening Cash/Money Accounts</b>	<b>\$117,113.48</b>	
<b>CREDITS</b>		
Funds Received	-	71,357.07
Electronic Transfers	-	-
Other Credits	4,309.80	48,738.11
Subtotal	4,309.80	120,095.18
<b>DEBITS</b>		
Electronic Transfers	-	-
Other Debits	(1,459.68)	(207,266.74)
ML Trust Fees	(3,216.01)	(37,340.24)
Non ML Trust Fees	-	(5,618.74)
Bill Payment	-	-
Subtotal	(\$4,675.69)	(\$250,225.72)
<b>Net Cash Flow</b>	<b>(\$365.89)</b>	<b>(\$130,130.54)</b>
Dividends/Interest Income	10,053.35	91,963.18
Security Purchases/Debits	(69,586.21)	(2,036,007.61)
Security Sales/Credits	70,946.85	1,962,504.77
<b>Closing Cash/Money Accounts</b>	<b>\$128,161.58</b>	
Securities You Transferred In/Out	-	-

WILDLIFE SUPPORT TRUST

Account Number: 335-74D07

# YOUR TRUST MANAGEMENT ACCOUNT STATEMENT OF PRINCIPAL INVESTMENTS

December 01, 2009 - December 31, 2009

CASH/MONEY ACCOUNTS	Quantity	Total Cost Basis	Estimated Market Price	Estimated Market Value	Estimated Gain/(Loss)	Estimated Annual Interest	Estimated Annual Income	Est. Annual Yield%
CASH	0.76	0.76			.76		61	.10
CMA MONEY FUND	60,842.00	60,842.00	1.0000	60,842.00			61	.10
<b>TOTAL</b>		60,842.76		60,842.76			61	.10

## GOVERNMENT AND AGENCY SECURITIES<sup>1</sup>

Description	Acquired	Quantity	Adjusted/Total Cost Basis	Estimated Market Price	Estimated Market Value	Unrealized Gain/(Loss)	Estimated Annual Interest	Estimated Annual Income	Estimated Current Yield%
Δ U.S. TREASURY NOTE	07/13/09	56,000	56,085.77	100.1450	56,081.20	(4.57)	494.75	1,190	2.12
2.125% JAN 31 2010 CUSIP: 912828HP8									
ORIGINAL UNIT/TOTAL COST: 100.9886/56,553.62									
Δ U.S. TREASURY NOTE	10/20/09	4,000	4,006.88	100.1450	4,005.80	(1.08)	35.34	85	2.12
ORIGINAL UNIT/TOTAL COST: 100.5550/4,022.20									
Subtotal									
Δ U.S. TREASURY NOTE	06/21/07	50,000	50,001.18	104.8010	52,400.50	2,399.32	937.50	2,500	4.77
NOTES 05.000% FEB 15 2011									
CUSIP: 9128276T4									
ORIGINAL UNIT/TOTAL COST: 100.0078/50,003.91									
Δ U.S. TREASURY NOTE	06/03/09	15,000	15,171.85	104.8010	15,720.15	2.30	281.25	750	4.77
ORIGINAL UNIT/TOTAL COST: 107.1683/16,075.25									
Subtotal									
Δ FEDERAL NATL MTG ASSOC	10/07/08	15,000	15,180.57	104.1880	15,628.20	447.63	205.42	544	3.47
NOTES 03.625% AUG 15 2011									
CUSIP: 31398ATL6									
ORIGINAL UNIT/TOTAL COST: 102.0779/15,311.69									
Δ FEDERAL NATL MTG ASSOC	06/03/09	10,000	10,393.71	104.1880	10,418.80	25.09	136.94	363	3.47
ORIGINAL UNIT/TOTAL COST: 105.2878/10,528.78									
Subtotal									
U.S. TREASURY NOTE	05/15/06	10,000	9,990.63	106.6250	10,662.50	671.87	187.50	500	4.68
05.000% AUG 15 2011 CUSIP: 9128277B2									





WILDLIFE SUPPORT TRUST

Account Number: 335-74D07

TOTAL MERRILL\*

# YOUR TRUST MANAGEMENT ACCOUNT STATEMENT OF PRINCIPAL INVESTMENTS

December 01, 2009 - December 31, 2009

GOVERNMENT AND AGENCY SECURITIES (continued)	Quantity	Adjusted/Total Cost Basis	Estimated Market Price	Estimated Market Value	Unrealized Gain/(Loss)	Estimated Accrued Interest	Estimated Current Annual Income	Current Yield%
Description	Acquired							
Δ U.S. TREASURY NOTE	04/25/07	100,000	106.6250	106,625.00	5,857.91	1,875.00	5,000	4.68
ORIGINAL UNIT/TOTAL COST:	101.9296/101,929.68							
Δ U.S. TREASURY NOTE	04/16/09	45,000	106.6250	47,981.25	(15.59)	843.75	2,250	4.68
ORIGINAL UNIT/TOTAL COST:	109.4847/49,268.12							
Subtotal		155,000		165,268.75	6,514.19	2,906.25	7,750	4.68
Δ FEDERAL HOME LN MTG CORP	07/08/08	95,000	109.4380	103,966.10	6,689.79	591.77	4,632	4.45
NOTFS 04.875% NOV 15 2013								
CUSIP: 313444UK8								
ORIGINAL UNIT/TOTAL COST:	103.2148/98,054.06							
Δ FEDERAL NATL MTG ASSOC	04/17/09	120,000	102.0000	122,400.00	116.56	191.67	3,450	2.81
NOTFS 02.875% DEC 11 2013								
CUSIP: 31398AUJ9								
ORIGINAL UNIT/TOTAL COST:	102.2200/122,664.00							
Δ U.S. TREASURY NOTE	10/20/09	175,000	99.2660	173,715.50	(2,259.40)	1,400.72	4,157	2.39
2.375% AUG 31 2014	CUSIP: 9128281K4							
ORIGINAL UNIT/TOTAL COST:	100.5784/176,012.31							
Δ FEDERAL NATL MTG ASSOC	08/28/08	70,000	110.8750	77,612.50	3,888.62	198.58	3,763	4.84
NOTFS 05.375% JUN 12 2017								
CUSIP: 31398ADM1								
ORIGINAL UNIT/TOTAL COST:	106.0976/74,268.32							
Δ FEDERAL NATL MTG ASSOC	06/03/09	10,000	110.8750	11,087.50	83.04	28.37	538	4.84
ORIGINAL UNIT/TOTAL COST:	110.6960/11,069.60							
Subtotal		80,000		88,700.00	3,971.66	226.95	4,301	4.84
θ U.S. TRSY INFLATION NOTE	02/03/09	50,000	100.4300	54,691.16	3,770.90	459.24	1,090	1.99
2.0% JAN 15 2026 INFI ADJ/PRIN	54,457							
CUSIP: 912810FS2								
ORIGINAL UNIT/TOTAL COST:	99.7525/49,876.26							

+


WILDLIFE SUPPORT TRUST

Account Number: 335-74D07

December 01, 2009 - December 31, 2009

## YOUR TRUST MANAGEMENT ACCOUNT STATEMENT OF PRINCIPAL INVESTMENTS

GOVERNMENT AND AGENCY SECURITIES <sup>1</sup> (continued)	Quantity	Adjusted/Total Cost Basis	Estimated Market Price	Estimated Market Value	Unrealized Gain/(Loss)	Estimated Accrued Interest	Estimated Current Annual Income	Current Yield%
Description	Acquired							
Δ U.S. TREASURY BOND 4.500% FEB 15 2036 CUSIP: 912810FT0 ORIGINAL UNIT/TOTAL COST: 101.3632/62,845.23	06/24/09 62,000	62,836.48	98.5000	61,070.00	(1,766.48)	1,046.25	2,790	4.56
Δ U.S. TREASURY BOND 3.000% FEB 15 2039 CUSIP: 912810QA9 ORIGINAL UNIT/TOTAL COST: 101.2968/50,648.44	10/20/09 3,000	3,164.82	98.5000	2,955.00	(209.82)	50.63	135	4.56
Subtotal	65,000	66,001.30		64,025.00	(1,976.30)	1,096.88	2,925	4.56
Δ U.S. TREASURY BOND 3.500% FEB 15 2039 CUSIP: 912810QA9 ORIGINAL UNIT/TOTAL COST: 101.2968/50,648.44	02/24/09 50,000	50,637.62	81.9060	40,953.00	(9,684.62)	656.25	1,750	4.27
U.S. TREASURY BOND Subtotal	15,000 65,000	14,405.92 65,043.54	81.9060	12,285.90 53,238.90	(2,120.02) (11,804.64)	196.88 853.13	525 2,275	4.27
<b>TOTAL</b>	<b>955,000</b>	<b>972,368.61</b>		<b>980,260.06</b>	<b>7,891.45</b>	<b>9,817.81</b>	<b>36,012</b>	<b>3.67</b>
CORPORATE BONDS	Quantity	Adjusted/Total Cost Basis	Estimated Market Price	Estimated Market Value	Unrealized Gain/(Loss)	Estimated Accrued Interest	Estimated Current Annual Income	Current Yield%
Description	Acquired							
IBM CORP GLB 04.750% NOV 29 2012 MOODY'S: A1 S&P: A+ CUSIP: 459200BA8	06/21/07 50,000	48,006.01	107.4340	53,717.00	5,710.99	211.11	2,375	4.42
Δ IBM CORP ORIGINAL UNIT/TOTAL COST: 106.4970/26,624.25	02/02/09 25,000	26,256.32	107.4340	26,858.50	602.18	105.56	1,188	4.42
Subtotal	75,000	74,262.33		80,575.50	6,313.17	316.67	3,563	4.42
Δ CITIGROUP FUNDING INC FDIC TLGP GUARANTEED 02.250% DEC 10 2012 MOODY'S: AAA S&P: AAA CUSIP: 17313YAJO ORIGINAL UNIT/TOTAL COST: 100.1258/68,085.55	08/06/09 68,000	68,075.72	100.7850	68,533.80	458.08	89.25	1,530	2.23
JPMORGAN CHASE & CO SUBORDINATED GLB 05.125% SEP 15 2014 MOODY'S: A1 S&P: A CUSIP: 46625HBV1	04/19/07 25,000	24,635.00	105.4760	26,369.00	1,734.00	377.26	1,282	4.85
JPMORGAN CHASE & CO 06/21/07 25,000		23,838.00	105.4760	26,369.00	2,531.00	377.26	1,282	4.85





WILDLIFE SUPPORT TRUST

Account Number: 335-74D07

TOTAL MERRILL\*

December 01, 2009 - December 31, 2009

# YOUR TRUST MANAGEMENT ACCOUNT STATEMENT OF PRINCIPAL INVESTMENTS

Corporate Bonds (continued) Description	Acquired	Quantity	Adjusted/Total Cost Basis	Estimated Market Price	Estimated Market Value	Unrealized Gain/(Loss)	Estimated Accrued Interest	Estimated Current Annual Income	Yield%
JPMORGAN CHASE & CO	04/21/09	20,000	18,758.40	105.4760	21,095.20	2,336.80	301.81	1,025	4.85
Subtotal		70,000	67,231.40		<b>73,833.20</b>	6,601.80	1,056.33	<b>3,589</b>	4.85
CREDIT SUISSE FB USA INC	12/06/07	50,000	49,096.01	104.7120	52,356.00	3,259.99	1,123.96	2,438	4.65
COMPANY GUARANT GLB 04.875% JAN 15 2015 MOODY'S: AA1 S&P: A+ CUSIP: 225411AR4									
CREDIT SUISSE FB USA INC	04/20/09	10,000	9,585.20	104.7120	10,471.20	886.00	224.79	488	4.65
Subtotal		60,000	58,681.21		<b>62,827.20</b>	4,145.99	1,348.75	<b>2,926</b>	4.65
GOLDMAN SACHS GROUP INC	04/25/07	50,000	49,452.51	103.8670	51,933.50	2,480.99	1,233.47	2,675	5.15
GLB 05.350% JAN 15 2016 MOODY'S: A1 S&P: A CUSIP: 38141GFF0									
GOLDMAN SACHS GROUP INC	04/20/09	25,000	23,151.00	103.8670	25,966.75	2,815.75	616.74	1,338	5.15
Subtotal		75,000	72,603.51		<b>77,900.25</b>	5,296.74	1,850.21	<b>4,013</b>	5.15
AT&T INC	02/25/08	50,000	49,088.00	104.3420	52,171.00	3,083.00	1,145.83	2,750	5.27
GLB 05.500% FFB 01 2018 MOODY'S: A2 S&P: A CUSIP: 00206RAJ1									
AT&T INC	04/17/09	15,000	15,055.79	104.3420	15,651.30	595.51	343.75	825	5.27
ORIGINAL UNIT/TOTAL COST: 100.3980/15,059.70									
Subtotal		65,000	64,143.79		<b>67,822.30</b>	3,678.51	1,489.58	<b>3,575</b>	5.27
PEPSICO INC	11/21/08	60,000	57,244.20	103.8230	62,293.80	5,049.60	250.00	3,000	4.81
SENIOR NOTES 05.000% JUN 01 2018 MOODY'S: AA2 S&P: A+ CUSIP: 713448BH0									
PEPSICO INC	04/20/09	10,000	10,465.65	103.8230	10,382.30	(83.35)	41.67	500	4.81
ORIGINAL UNIT/TOTAL COST: 104.9700/10,497.00									
Subtotal		70,000	67,709.85		<b>72,676.10</b>	4,966.25	291.67	<b>3,500</b>	4.81
CISCO SYSTEMS INC	02/24/09	60,000	58,908.00	102.5010	61,500.60	2,592.60	1,122.00	2,970	4.82
GLB 04.950% FEB 15 2019 MOODY'S: A1 S&P: A+ CUSIP: 17275RAF2									

+

WILDLIFE SUPPORT TRUST

Account Number: 335-74D07


# YOUR TRUST MANAGEMENT ACCOUNT STATEMENT OF PRINCIPAL INVESTMENTS

December 01, 2009 - December 31, 2009

Corporate Bonds (continued) Description	Acquired	Quantity	Adjusted/Total Cost Basis	Estimated Market Price	Estimated Market Value	Unrealized Gain/(Loss)	Estimated Accrued Interest	Estimated Annual Income	Current Yield%
Δ CISCO SYSTEMS INC	04/17/09	10,000	10,302.76	102.5010	10,250.10	(52.66)	187.00	495	4.82
ORIGINAL UNIT/TOTAL COST: 103.2120/10,321.20									
Subtotal		70,000	69,210.76		<b>71,750.70</b>	2,539.94	1,309.00	<b>3,465</b>	4.82
Δ SHELL INTERNATIONAL FIN	10/20/09	70,000	70,546.34	98.7990	<b>69,159.30</b>	(1,387.04)	827.75	<b>3,010</b>	4.35
COMPANY GUARNT GLB 04.300% SEP 22 2019									
MOODY'S: AAI S&P: *** CUSIP: 822582AJ1									
ORIGINAL UNIT/TOTAL COST: 100.7930/70,555.10									
<b>TOTAL</b>		623,000	612,464.91		<b>645,078.35</b>	32,613.44	8,579.21	<b>29,171</b>	4.52

**PLEASE REFER TO NOTES BELOW FOR INFORMATION REGARDING CREDIT RATINGS.**

EQUITIES Description	Symbol	Acquired	Quantity	Unit Cost Basis	Total Cost Basis	Estimated Market Price	Estimated Market Value	Unrealized Gain/(Loss)	Annual Income	Current Yield%
ACE LIMITED	ACE	04/27/09	123	45.1385	5,552.04	50.4000	6,199.20	647.16	153	2.46
		05/11/09	107	42.6542	4,564.00	50.4000	5,392.80	828.80	133	2.46
Subtotal			230		10,116.04		<b>11,592.00</b>	1,475.96	<b>286</b>	2.46
AES CORP	AES	09/28/09	1,560	14.9600	23,337.60	13.3100	20,763.60	(2,574.00)		
		11/02/09	40	13.5700	542.80	13.3100	532.40	(10.40)		
Subtotal			1,600		23,880.40		<b>21,296.00</b>	(2,584.40)		
AETNA INC NEW	AET	07/31/07	319	49.4100	15,761.80	31.7000	10,112.30	(5,649.50)		
		12/30/08	76	29.3100	2,227.56	31.7000	2,409.20	181.64		
Subtotal			395		17,989.36		<b>12,521.50</b>	(5,467.86)		
AMGEN INC COM PV \$0.0001	AMGN	11/03/08	291	61.2812	17,832.83	56.5700	16,461.87	(1,370.96)		
		12/30/08	29	57.0800	1,655.32	56.5700	1,640.53	(14.79)		
Subtotal			320		19,488.15		<b>18,102.40</b>	(1,385.75)		
APOLLO GROUP INC CL A	APOL	04/01/09	101	66.7251	6,739.24	60.5800	6,118.58	(620.66)		
		04/13/09	84	60.7454	5,102.62	60.5800	5,088.72	(13.90)		
Subtotal			185		11,841.86		<b>11,207.30</b>	(634.56)		





WILDLIFE SUPPORT TRUST

Account Number: 335-74D07

TOTAL MERRILL\*

YOUR TRUST MANAGEMENT ACCOUNT STATEMENT OF PRINCIPAL INVESTMENTS

December 01, 2009 - December 31, 2009

EQUITIES (continued) Description	Symbol	Acquired	Quantity	Unit Cost Basis	Total Cost Basis	Estimated Market Price	Estimated Market Value	Unrealized Gain/(Loss)/Annual	Estimated Current Annual Income	Yield%
ARCHER DANIELS MIDLD	ADM	02/11/09	414	28.0104	11,596.31	31.3100	12,962.34	1,366.03	232	1.78
		04/13/09	186	26.9574	5,014.08	31.3100	5,823.66	809.58	105	1.78
		11/02/09	200	30.7600	6,152.00	31.3100	6,262.00	110.00	112	1.78
Subtotal			800		22,762.39		25,048.00	2,285.61	449	1.78
AT&T INC	T	11/17/08	324	27.0108	8,751.53	28.0300	9,081.72	330.19	545	5.99
		12/30/08	41	28.1000	1,152.10	28.0300	1,149.23	(2.87)	69	5.99
Subtotal			365		9,903.63		10,230.95	327.32	614	5.99
BMC SOFTWARE INC	BMC	05/01/08	50	35.7230	1,786.15	40.1000	2,005.00	218.85		
		02/24/09	297	29.0708	8,634.03	40.1000	11,909.70	3,275.67		
		08/18/09	143	34.8385	4,981.91	40.1000	5,734.30	752.39		
		11/02/09	10	37.1100	371.10	40.1000	401.00	29.90		
Subtotal			500		15,773.19		20,050.00	4,276.81	50	.71
CA INC	CA	09/21/07	308	25.9608	7,995.94	22.4600	6,917.68	(1,078.26)	93	.71
		10/30/07	580	26.0862	15,130.05	22.4600	13,026.80	(2,103.25)	52	.71
		12/30/08	322	18.2400	5,873.28	22.4600	7,232.12	1,358.84	195	.71
Subtotal			1,210		28,999.27		27,176.60	(1,822.67)		
CHECK POINT SOFTWARE TECH	CHKP	05/20/09	410	24.0669	9,867.44	33.8800	13,890.80	4,023.36	615	3.53
CHEVRON CORP	CVX	03/26/07	226	74.3600	16,805.37	76.9900	17,399.74	594.37	612	3.53
		06/21/07	225	82.5500	18,573.75	76.9900	17,322.75	(1,251.00)	202	3.53
		12/30/08	74	73.0200	5,403.48	76.9900	5,697.26	293.78	1,429	3.53
Subtotal			525		40,782.60		40,419.75	(362.85)	283	2.84
CHUBB CORP	CB	02/26/08	202	54.2416	10,956.81	49.1800	9,934.36	(1,022.45)	38	2.84
		12/30/08	27	50.0700	1,351.89	49.1800	1,327.86	(24.03)	331	2.84
		01/12/09	236	45.0894	10,641.12	49.1800	11,606.48	965.36	14	2.84
		11/02/09	10	49.4100	494.10	49.1800	491.80	(2.30)	666	2.84
Subtotal			475		23,443.92		23,360.50	(83.42)	202	1.50
COCA COLA ENTERPRISES	CCE	06/16/09	630	17.4491	10,992.94	21.2000	13,356.00	2,363.06		

+

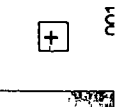
WILDLIFE SUPPORT TRUST

Account Number: 335-74D07

# YOUR TRUST MANAGEMENT ACCOUNT STATEMENT OF PRINCIPAL INVESTMENTS

December 01, 2009 - December 31, 2009

EQUITIES (continued) Description	Symbol	Acquired	Quantity	Unit Cost Basis	Total Cost Basis	Estimated Market Price	Estimated Market Value	Unrealized Gain/(Loss)/Annual	Estimated Current Annual Income	Yield %
COMPUTER SCIENCE CRP	CSC	03/04/09 03/10/09	253 177	35.9119 32.1933	9,085.72 5,698.23	57.5300 57.5300	14,555.09 10,182.81	5,469.37 4,484.58		
Subtotal			430		14,783.95		<b>24,737.90</b>	9,953.95		
CONAGRA FOODS INC	CAG	06/24/09	625	20.0188	12,511.75	23.0500	<b>14,406.25</b>	1,894.50	<b>500</b>	3.47
CONOCOPHILLIPS	COP	06/03/08 06/11/08 12/30/08	117 100 70	92.0841 93.7800 51.1700	10,773.85 9,378.00 3,581.90	51.0700 51.0700 51.0700	5,975.19 5,107.00 3,574.90	(4,798.66) (4,271.00) (7.00)	234 200 140	3.91 3.91 3.91
Subtotal			287		23,733.75		<b>14,657.09</b>	(9,076.66)	<b>574</b>	3.91
CSX CORP	CSX	12/30/08 01/29/09	70 250	31.3312 30.1500	2,193.19 7,537.50	48.4900 48.4900	3,394.30 12,122.50	1,201.11 4,585.00	62 220	1.81 1.81
Subtotal			320		9,730.69		<b>15,516.80</b>	5,786.11	<b>282</b>	1.81
DARDEN RESTAURANTS INC	DRI	04/21/09 06/15/09	301 139	38.7621 33.6366	11,667.40 4,675.50	35.0700 35.0700	10,556.07 4,874.73	(1,111.33) 199.23	301 139	2.85 2.85
Subtotal			440		16,342.90		<b>15,430.80</b>	(912.10)	<b>440</b>	2.85
↑ DISCOVER FINL SVCS	DFS	12/03/09	875	15.2600	13,352.50	14.7100	<b>12,871.25</b>	(481.25)	<b>70</b>	5.4
DOVER CORP	DOV	05/12/08 05/29/08 12/30/08	19 251 130	52.7131 54.0082 31.9200	1,001.55 13,556.08 4,149.60	41.6100 41.6100 41.6100	790.59 10,444.11 5,409.30	(210.96) (3,111.97) 1,259.70	20 262 136	2.49 2.49 2.49
Subtotal			400		18,707.23		<b>16,644.00</b>	(2,063.23)	<b>418</b>	2.49
ENSCO INTL LTD SPNSR ADR	ESV	10/27/09	250	48.9200	12,230.00	39.9400	<b>9,985.00</b>	(2,245.00)		
EXXON MOBIL CORP COM	XOM	02/11/06 10/16/06 02/26/08 12/30/08 01/29/09	30 20 80 100 100	59.7476 69.8800 89.9836 78.7600 77.8200	1,792.43 1,397.60 7,198.69 7,876.00 7,782.00	68.1900 68.1900 68.1900 68.1900 68.1900	2,045.70 1,363.80 5,455.20 6,819.00 6,819.00	253.27 (33.80) (1,743.49) (1,057.00) (963.00)	51 34 135 168 168	2.46 2.46 2.46 2.46 2.46
Subtotal			330		26,046.72		<b>22,502.70</b>	(3,544.02)	<b>556</b>	2.46





WILDLIFE SUPPORT TRUST

Account Number: 335-74D07

TOTAL MERRILL\*

# YOUR TRUST MANAGEMENT ACCOUNT STATEMENT OF PRINCIPAL INVESTMENTS

December 01, 2009 - December 31, 2009

EQUITIES (continued) Description	Symbol	Acquired	Quantity	Unit Cost Basis	Total Cost Basis	Estimated Market Price	Estimated Market Value	Unrealized Gain/(Loss) Annual	Estimated Current Income	Yield %
FAMILY DOLLAR STORES	FDO	04/08/09	374	34.5235	12,911.80	27.8300	10,408.42	(2,503.38)	202	1.94
		04/13/09	131	34.1419	4,472.60	27.8300	3,645.73	(826.87)	71	1.94
		11/02/09	10	28.6400	286.40	27.8300	278.30	(8.10)	6	1.94
		12/03/09	25	28.6600	716.50	27.8300	695.75	(20.75)	14	1.94
<b>Subtotal</b>			540		18,387.30		<b>15,028.20</b>	<b>(3,359.10)</b>	<b>293</b>	<b>1.94</b>
FLOWERVE CORP	FLS	09/11/09	120	95.8343	11,500.12	94.5300	<b>11,343.60</b>	<b>(156.52)</b>	<b>130</b>	<b>1.14</b>
FOREST LABS INC	FRX	06/21/07	104	45.7800	4,761.12	32.1100	3,339.44	(1,421.68)		
		08/27/08	496	36.3655	18,037.29	32.1100	15,926.56	(2,110.73)		
		12/30/08	170	25.0900	4,265.30	32.1100	5,458.70	1,193.40		
<b>Subtotal</b>			770		27,063.71		<b>24,724.70</b>	<b>(2,339.01)</b>		
GAP INC DELAWARE	GPS	04/17/08	356	18.9712	6,753.76	20.9500	7,458.20	704.44	122	1.62
		12/30/08	309	13.1300	4,057.17	20.9500	6,473.55	2,416.38	106	1.62
		10/27/09	290	22.2400	6,449.60	20.9500	6,075.50	(374.10)	99	1.62
<b>Subtotal</b>			955		17,260.53		<b>20,007.25</b>	<b>2,746.72</b>	<b>327</b>	<b>1.62</b>
GARMIN LTD (KAYMAN IS)	GRMN	09/02/09	500	31.7019	15,850.95	30.7000	15,350.00	(500.95)	375	2.44
		11/02/09	25	30.7800	769.50	30.7000	767.50	(2.00)	19	2.44
<b>Subtotal</b>			525		16,620.45		<b>16,117.50</b>	<b>(502.95)</b>	<b>394</b>	<b>2.44</b>
GOLDMAN SACHS GROUP INC	GS	06/01/09	92	145.4995	13,385.96	168.8400	15,533.28	2,147.32	129	.82
		07/06/09	78	143.4765	11,191.17	168.8400	13,169.52	1,978.35	110	.82
		09/08/09	20	166.7120	3,334.24	168.8400	3,376.80	42.56	28	.82
<b>Subtotal</b>			190		27,911.37		<b>32,079.60</b>	<b>4,168.23</b>	<b>267</b>	<b>.82</b>
HEWLETT PACKARD CO DEL	HPQ	06/21/07	294	45.6000	13,406.40	51.5100	15,143.94	1,737.54	95	.62
		12/30/08	251	35.9680	9,027.97	51.5100	12,929.01	3,901.04	81	.62
<b>Subtotal</b>			545		22,434.37		<b>28,072.95</b>	<b>5,638.58</b>	<b>176</b>	<b>.62</b>
HONEYWELL INTL INC DEL	HON	06/26/07	277	56.1754	15,560.60	39.2000	10,858.40	(4,702.20)	336	3.08
		12/30/08	63	32.3900	2,040.57	39.2000	2,469.60	429.03	77	3.08
<b>Subtotal</b>			340		17,601.17		<b>13,328.00</b>	<b>(4,273.17)</b>	<b>413</b>	<b>3.08</b>




WILDLIFE SUPPORT TRUST

Account Number: 335-74D07

**YOUR TRUST MANAGEMENT ACCOUNT STATEMENT OF PRINCIPAL INVESTMENTS**

December 01, 2009 - December 31, 2009

EQUITIES (continued) Description	Symbol	Acquired	Quantity	Unit Cost Basis	Total Cost Basis	Estimated Market Price	Estimated Market Value	Unrealized Gain/(Loss) Annual	Estimated Current Income Yield%
INTL BUSINESS MACHINES CORP IBM	IBM	03/26/07	85	95.1201	8,085.21	130.9000	11,126.50	3,041.29	187 1.68
		06/21/07	155	106.6300	16,527.65	130.9000	20,289.50	3,761.85	342 1.68
		12/30/08	35	83.0400	2,906.40	130.9000	4,581.50	1,675.10	77 1.68
		05/26/09	55	105.1165	5,781.41	130.9000	7,199.50	1,418.09	121 1.68
<i>Subtotal</i>			330		33,300.67		<b>43,197.00</b>	9,896.33	<b>727 1.68</b>
INTL PAPER CO	IP	09/10/07	404	34.5799	13,970.29	26.7800	10,819.12	(3,151.17)	41 .37
		12/30/08	151	11.6700	1,762.17	26.7800	4,043.78	2,281.61	16 .37
<i>Subtotal</i>			555		15,732.46		<b>14,862.90</b>	(869.56)	<b>57 .37</b>
JOHNSON AND JOHNSON COM	JNJ	02/11/06	262	58.4200	15,306.04	64.4100	16,875.42	1,569.38	514 3.04
		06/21/07	245	62.0700	15,207.15	64.4100	15,780.45	573.30	481 3.04
		12/30/08	118	58.9084	6,951.20	64.4100	7,600.38	649.18	232 3.04
<i>Subtotal</i>			625		37,464.39		<b>40,256.25</b>	2,791.86	<b>1,227 3.04</b>
KROGER CO	KR	06/21/07	428	30.0600	12,865.69	20.5300	8,786.84	(4,078.85)	163 1.85
		12/30/08	87	26.0000	2,262.00	20.5300	1,786.11	(475.89)	34 1.85
<i>Subtotal</i>			515		15,127.69		<b>10,572.95</b>	(4,554.74)	<b>197 1.85</b>
L-3 COMMUNCTNS HLDGS	LLL	08/20/07	92	96.0108	8,833.00	86.9500	7,999.40	(833.60)	129 1.61
		10/08/07	150	106.1457	15,921.86	86.9500	13,042.50	(2,879.36)	210 1.61
		12/30/08	28	71.9100	2,013.48	86.9500	2,434.60	421.12	40 1.61
<i>Subtotal</i>			270		26,768.34		<b>23,476.50</b>	(3,291.84)	<b>379 1.61</b>
LOCKHEED MARTIN CORP	LMT	06/21/07	79	94.8500	7,493.15	75.3500	5,952.65	(1,540.50)	200 3.34
		08/20/08	106	113.4266	12,023.23	75.3500	7,987.10	(4,036.13)	268 3.34
<i>Subtotal</i>			185		19,516.38		<b>13,939.75</b>	(5,576.63)	<b>468 3.34</b>
MARATHON OIL CORP	MRO	07/06/09	365	28.2376	10,306.73	31.2200	11,395.30	1,088.57	351 3.07
MCKESSON CORPORATION COM	MCK	12/30/08	207	38.4100	7,950.87	62.5000	12,937.50	4,986.63	100 .76
		03/09/09	183	39.0112	7,139.05	62.5000	11,437.50	4,298.45	88 .76
<i>Subtotal</i>			390		15,089.92		<b>24,375.00</b>	9,285.08	<b>188 .76</b>





WILDLIFE SUPPORT TRUST

Account Number: 335-74D07

TOTAL MERRILL\*

# YOUR TRUST MANAGEMENT ACCOUNT STATEMENT OF PRINCIPAL INVESTMENTS

December 01, 2009 - December 31, 2009

EQUITIES (continued) Description	Symbol	Acquired	Quantity	Unit Cost Basis	Total Cost Basis	Estimated Market Price	Estimated Market Value	Unrealized Gain/(Loss)/Annual	Estimated Current Income Yield%
MEDCC HEALTH SOLUTIONS I	MHS	06/21/07 05/29/08 12/30/08 08/17/09	119 188 54 104	39.3650 48.4870 42.8000 54.4822	4,684.44 9,115.57 2,311.20 5,666.15	63.9100 63.9100 63.9100 63.9100	7,605.29 12,015.08 3,451.14 6,646.64	2,920.85 2,899.51 1,139.94 980.49	
Subtotal			465	21,777.36	29,718.15		7,940.79		
MICROSOFT CORP	MSFT	06/06/07 06/21/07 12/30/08 12/03/09	153 240 57 700	30.4100 30.3100 19.2900 30.1200	4,652.74 7,274.40 1,099.53 21,084.00	30.4800 30.4800 30.4800 30.4800	4,663.44 7,315.20 1,737.36 21,336.00	10.70 40.80 637.83 252.00	80 125 30 364
Subtotal			1,150	34,110.67	35,052.00		941.33		1.70
NABORS INDUSTRIES LTD	NBR	12/03/09	675	20.4700	13,817.25	21.8900	14,775.75	958.50	3.07
NORTHROP GRUMMAN CORP	NOC	08/05/09	470	46.6413	21,921.42	55.8500	26,249.50	4,328.08	
NRG ENERGY INC	NRG	12/26/07 12/30/08 08/11/09 11/02/09	280 104 296 20	43.1432 21.3211 28.8371 23.6600	12,080.11 2,217.40 8,535.81 473.20	23.6100 23.6100 23.6100 23.6100	6,610.80 2,455.44 6,988.56 472.20	(5,469.31) 238.04 (1,547.25) (1.00)	
Subtotal			700	23,306.52	16,527.00		(6,779.52)		
OCCIDENTAL PETE CORP CAL	OXY	03/11/08 12/30/08	133 137	76.7400 58.4100	10,206.43 8,002.17	81.3500 81.3500	10,819.55 11,144.95	613.12 3,142.78	1.62 1.62
Subtotal			270	18,208.60	21,964.50		3,755.90		1.62
PFIZER INC	PFE	04/02/07 06/21/07 04/15/08 12/30/08 11/02/09	227 470 732 351 20	25.4000 25.9800 20.7721 17.6900 17.2200	5,765.81 12,210.60 15,205.18 6,209.19 344.40	18.1900 18.1900 18.1900 18.1900 18.1900	4,129.13 8,549.30 13,315.08 6,384.69 363.80	(1,636.68) (3,661.30) (1,890.10) 175.50 19.40	164 339 528 253 15
Subtotal			1,800	39,735.18	32,742.00		(6,993.18)		3.95
PRIDE INTL INC DEL	PDE	10/27/09	665	32.1284	21,365.45	31.9100	21,220.15	(145.30)	3.95

+

WILDLIFE SUPPORT TRUST

Account Number: 335-74D07

**YOUR TRUST MANAGEMENT ACCOUNT STATEMENT OF PRINCIPAL INVESTMENTS**

December 01, 2009 - December 31, 2009

<b>EQUITIES (continued)</b>	<b>Description</b>	<b>Symbol</b>	<b>Acquired</b>	<b>Quantity</b>	<b>Unit Cost Basis</b>	<b>Total Cost Basis</b>	<b>Estimated Market Price</b>	<b>Estimated Market Value</b>	<b>Unrealized Gain/(Loss)</b>	<b>Annual Income</b>	<b>Estimated Current Yield%</b>
	QWEST COMM INTL INC COM	Q	03/11/08	2,538	4.9800	12,639.24	4.2100	10,684.98	(1,954.26)	813	7.60
			12/30/08	994	3.5300	3,508.82	4.2100	4,184.74	675.92	319	7.60
			03/24/09	1,718	3.8450	6,605.76	4.2100	7,232.78	627.02	550	7.60
			11/02/09	50	3.6400	182.00	4.2100	210.50	28.50	16	7.60
	<b>Subtotal</b>			5,300		22,935.82		<b>22,313.00</b>	<b>(622.82)</b>	<b>1,698</b>	<b>7.60</b>
	RAYTHEON CO DELAWARE NEW	RTN	04/02/07	177	52.6700	9,322.59	51.5200	9,119.04	(203.55)	220	2.40
			06/21/07	225	55.7300	12,539.25	51.5200	11,592.00	(947.25)	279	2.40
			12/30/08	113	50.4612	5,702.12	51.5200	5,821.76	119.64	141	2.40
	<b>Subtotal</b>			515		27,563.96		<b>26,532.80</b>	<b>(1,031.16)</b>	<b>640</b>	<b>2.40</b>
	ROSS STORES INC COM	ROST	10/21/08	287	30.0690	8,629.81	42.7100	12,257.77	3,627.96	127	1.03
			12/30/08	50	29.4900	1,474.50	42.7100	2,135.50	661.00	22	1.03
			05/04/09	183	38.7887	7,098.35	42.7100	7,815.93	717.58	81	1.03
	<b>Subtotal</b>			520		17,202.66		<b>22,209.20</b>	<b>5,006.54</b>	<b>230</b>	<b>1.03</b>
	SAFEWAY INC NEW	SWY	03/24/06	5	25.2920	126.46	21.2900	106.45	(20.01)	2	1.87
			06/21/07	35	35.3300	1,236.55	21.2900	745.15	(491.40)	14	1.87
			12/30/08	200	23.2500	4,650.00	21.2900	4,258.00	(392.00)	80	1.87
			01/29/09	275	23.5900	6,487.25	21.2900	5,854.75	(632.50)	110	1.87
	<b>Subtotal</b>			515		12,500.26		<b>10,964.35</b>	<b>(1,535.91)</b>	<b>206</b>	<b>1.87</b>
	SYSCO CORPORATION	SY	10/29/08	63	25.6901	1,618.48	27.9400	1,760.22	141.74	63	3.57
			11/17/08	340	22.9579	7,805.69	27.9400	9,499.60	1,693.91	340	3.57
			12/30/08	42	22.6600	951.72	27.9400	1,173.48	221.76	42	3.57
	<b>Subtotal</b>			445		10,375.89		<b>12,433.30</b>	<b>2,057.41</b>	<b>445</b>	<b>3.57</b>
	TEXAS INSTRUMENTS	TXN	10/05/09	590	22.7720	13,435.48	26.0600	15,375.40	1,939.92	284	1.84
			11/02/09	25	23.5100	587.75	26.0600	651.50	63.75	12	1.84
	<b>Subtotal</b>			615		14,023.23		<b>16,026.90</b>	<b>2,003.67</b>	<b>296</b>	<b>1.84</b>
	TJX COS INC NEW	TJX	12/15/09	375	38.1378	14,301.71	36.5500	13,706.25	(595.46)	180	1.31
			12/21/09	175	37.0500	6,483.75	36.5500	6,396.25	(87.50)	84	1.31
	<b>Subtotal</b>			550		20,785.46		<b>20,102.50</b>	<b>(682.96)</b>	<b>264</b>	<b>1.31</b>



+



WILDLIFE SUPPORT TRUST

Account Number: 335-74D07

TOTAL MERRILL\*

# YOUR TRUST MANAGEMENT ACCOUNT STATEMENT OF PRINCIPAL INVESTMENTS

December 01, 2009 - December 31, 2009

EQUITIES (continued) Description	Symbol	Acquired	Quantity	Unit Cost Basis	Total Cost Basis	Estimated Market Price	Estimated Market Value	Unrealized Gain/(Loss)/Annual	Estimated Current Income Yield%
TRAVELERS COS INC	TRV	04/25/07	135	54.4750	7,354.13	49.8600	6,731.10	(623.03)	179 2.64
		06/21/07	200	53.2500	10,650.00	49.8600	9,972.00	(678.00)	264 2.64
		01/29/09	200	40.3000	8,060.00	49.8600	9,972.00	1,912.00	264 2.64
<b>Subtotal</b>			535		26,064.13		<b>26,675.10</b>	610.97	<b>707 2.64</b>
UNUM GROUP	UNM	10/15/08	497	18.8249	9,355.98	19.5200	9,701.44	345.46	165 1.69
		10/21/08	500	17.9801	8,990.05	19.5200	9,760.00	769.95	165 1.69
		11/04/08	283	18.1608	5,139.53	19.5200	5,524.16	384.63	94 1.69
		11/02/09	45	20.5900	926.55	19.5200	878.40	(48.15)	15 1.69
<b>Subtotal</b>			1,325		24,412.11		<b>25,864.00</b>	1,451.89	<b>439 1.69</b>
VERIZON COMMUNICATNS COM	VZ	04/06/09	297	32.7343	9,722.09	33.1300	9,839.61	117.52	565 5.73
		07/28/09	163	31.2007	5,085.73	33.1300	5,400.19	314.46	310 5.73
<b>Subtotal</b>			460		14,807.82		<b>15,239.80</b>	431.98	<b>875 5.73</b>
WAL-MART STORES INC	WMT	07/29/08	179	57.2801	10,253.15	53.4500	9,567.55	(685.60)	196 2.03
		12/30/08	61	54.8500	3,345.85	53.4500	3,260.45	(85.40)	67 2.03
<b>Subtotal</b>			240		13,599.00		<b>12,828.00</b>	(771.00)	<b>263 2.03</b>
WELLPOINT INC	WLP	10/29/08	390	37.9000	14,781.01	58.2900	22,733.10	7,952.09	
WSTN DIGITAL CORP DEL	WDC	02/19/08	426	29.7436	12,670.79	44.1500	18,807.90	6,137.11	
		12/30/08	149	11.1800	1,665.82	44.1500	6,578.35	4,912.53	
		11/02/09	25	34.5200	863.00	44.1500	1,103.75	240.75	
<b>Subtotal</b>			600		15,199.61		<b>26,490.00</b>	11,290.39	
XILINX INC	XLNX	08/13/08	388	27.2946	10,590.31	25.0600	9,723.28	(867.03)	249 2.55
		12/30/08	147	17.6100	2,588.67	25.0600	3,683.82	1,095.15	95 2.55
		11/02/09	15	21.7900	326.85	25.0600	375.90	49.05	10 2.55
<b>Subtotal</b>			550		13,505.83		<b>13,783.00</b>	277.17	<b>354 2.55</b>
<b>TOTAL</b>					<b>1,167,365.52</b>		<b>1,210,225.14</b>	<b>42,859.62</b>	<b>21,773 1.80</b>

WILDLIFE SUPPORT TRUST

Account Number: 335-74D07

## YOUR TRUST MANAGEMENT ACCOUNT STATEMENT OF PRINCIPAL INVESTMENTS

December 01, 2009 - December 31, 2009

OTHER Description	Acquired	Quantity	Unit Cost Basis	Total Cost Basis	Estimated Market Price	Estimated Market Value	Unrealized Gain/(Loss)	Estimated Annual Income	Current Yield%
1/14 5% ORRI 10N&2W NE SEC1 T.5N R9W SWRD MERID IAN ANCHORAGE AK	06/19/07	1	1.0000	1.00	1.0000	1.00			
1/14 5% ORRI 12N NE SEC1 T.5N R9W SEWARD MERIDIAN ANCHORAGE AK	06/19/07	1	1.0000	1.00	1.0000	1.00			
1/14 5% ORRI 8N&2E NE SEC1 T.5N R9W SWRD MERID IAN ANCHORAGE AK	06/19/07	1	1.0000	1.00	1.0000	1.00			
<b>TOTAL</b>				<b>3.00</b>		<b>3.00</b>			
<b>TOTAL PRINCIPAL INVESTMENTS</b>				<b>2,813,044.80</b>		<b>2,896,409.31</b>	<b>83,364.51</b>	<b>87,017</b>	<b>3.00</b>

**Notes**

Δ Debt Instruments purchased at a premium show amortization      θ Debt Instruments purchased at a discount show accretion  
 1 Some agency securities are not backed by the full faith and credit of the United States government.  
 \*\*\* Rating currently unavailable or not rated/unrated as provided by Rating Agency or recognized industry wide third party vendor source.  
 For Credit Ratings: S&P and Moody's provide credit ratings on the credit quality of certain bonds and preferred stocks. For a credit enhanced security, Moody's and S&P publish and provide third party vendors the higher of the rating on the credit enhancer (guarantor) or the stand alone rating on the underlying security.

## YOUR TRUST MANAGEMENT ACCOUNT STATEMENT OF INCOME INVESTMENTS

CASH/MONEY ACCOUNTS Description	Quantity	Total Cost Basis	Estimated Market Price	Estimated Market Value	Estimated Annual Income	Est. Annual Yield%
CASH	350.82	350.82		350.82		
CMA MONEY FUND	66,968.00	66,968.00	1.0000	66,968.00	67	.10
<b>TOTAL</b>		<b>67,318.82</b>		<b>67,318.82</b>	<b>67</b>	<b>.10</b>
<b>TOTAL INCOME INVESTMENTS</b>		<b>67,318.82</b>		<b>67,318.82</b>	<b>66</b>	<b>.10</b>





WILDLIFE SUPPORT TRUST

Account Number: 335-74D07

TOTAL MERRILL\*

# YOUR TRUST MANAGEMENT ACCOUNT STATEMENT OF INCOME INVESTMENTS

December 01, 2009 - December 31, 2009

LONG PORTFOLIO	Adjusted/Total Cost Basis	Estimated Market Value	Unrealized Gain/(Loss)	Estimated Accrued Interest	Estimated Annual Income	Current Yield%
<b>TOTAL PRINCIPAL/INCOME INVESTMENTS</b>	2,880,363.62	<b>2,963,728.13</b>	83,364.51	18,397.02	<b>87,084</b>	2.94

## YOUR TRUST MANAGEMENT ACCOUNT TRANSACTIONS

DIVIDENDS/INTEREST INCOME TRANSACTIONS		Description	Income Cash	Principal Cash	Income Year To Date
12/01	Interest Credit	PEPSICO INC	1,750.00		
12/10	Interest Credit	SENIOR NOTES 05.000% JUN 01 2018 INTEREST CREDIT PAY DATE 12/01/2009 CITIGROUP FUNDING INC FDIC TLGP GUARANTEED 02.250% DEC 10 2012 INTEREST CREDIT PAY DATE 12/10/2009 FEDERAL NATL MTG ASSOC NOTES 02.875% DEC 11 2013 INTEREST CREDIT PAY DATE 12/11/2009 FEDERAL NATL MTG ASSOC NOTES 05.375% JUN 12 2017 INTEREST CREDIT PAY DATE 12/12/2009	527.00		
12/11	Interest Credit	CONOCOPHILLIPS DIVIDEND			
12/14	Interest Credit		2,150.00		
12/01	Subtotal (Taxable Interest) Dividend		6,152.00 143.50		65,835.07

+

47

WILDLIFE SUPPORT TRUST

Account Number: 335-74D07

### YOUR TRUST MANAGEMENT ACCOUNT TRANSACTIONS

December 01, 2009 - December 31, 2009

Date	Transaction Type	Quantity	Description	Income Cash	Principal Cash	Income Year To Date
			HOLDING 287.0000			
12/01	Dividend		PAY DATE 12/01/2009 CONAGRA FOODS INC DIVIDEND	125.00		
12/01	Dividend		HOLDING 625.0000 PAY DATE 12/01/2009 KROGER CO DIVIDEND	48.93		
12/01	Dividend		HOLDING 515.0000 PAY DATE 12/01/2009 PFIZER INC DIVIDEND	288.00		
12/08	Dividend		HOLDING 1800.0000 PAY DATE 12/01/2009 JOHNSON AND JOHNSON COM DIVIDEND	306.25		
12/09	Dividend		HOLDING 625.0000 PAY DATE 12/08/2009 VALERO ENERGY CORP NEW DIVIDEND	78.00		
12/10	Dividend		HOLDING 520.0000 PAY DATE 12/09/2009 ARCHER DANIELS MIDLD DIVIDEND	112.00		
12/10	Dividend		HOLDING 800.0000 PAY DATE 12/10/2009 CHEVRON CORP DIVIDEND	357.00		
			HOLDING 525.0000 PAY DATE 12/10/2009			



+