



See a Social Security Number? Say Something!
Report Privacy Problems to <https://public.resource.org/privacy>
Or call the IRS Identity Theft Hotline at 1-800-908-4490



Form **990-PF**

Department of the Treasury
Internal Revenue Service

Return of Private Foundation
or Section 4947(a)(1) Nonexempt Charitable Trust
Treated as a Private Foundation

Note. The foundation may be able to use a copy of this return to satisfy state reporting requirements

OMB No 1545-0052
2009

For calendar year 2009, or tax year beginning 01-01-2009 , and ending 12-31-2009

G

Check all that apply

☐ Initial return

☐ Initial return of a former public charity




☐ Final return

☐ Amended return

☐ Address change

☐ Name change

Use the IRS label. Otherwise, print or type. See Specific Instructions.	Name of foundation DELFIN CHAR TR SISTER IRMGARD CO MARSHALL & ILSLEY TRUST CO NA		A Employer identification number 39-6781271	
	Number and street (or P O box number if mail is not delivered to street address) PO BOX 2977		Room/suite	B Telephone number (see page 10 of the instructions) (414) 815-3632
	City or town, state, and ZIP code MILWAUKEE, WI 53201		C If exemption application is pending, check here <input type="checkbox"/> D 1. Foreign organizations, check here <input type="checkbox"/> 2. Foreign organizations meeting the 85% test, check here and attach computation <input type="checkbox"/>	
H Check type of organization <input checked="" type="checkbox"/> Section 501(c)(3) exempt private foundation <input type="checkbox"/> Section 4947(a)(1) nonexempt charitable trust <input type="checkbox"/> Other taxable private foundation			E If private foundation status was terminated under section 507(b)(1)(A), check here <input type="checkbox"/> F If the foundation is in a 60-month termination under section 507(b)(1)(B), check here <input type="checkbox"/>	
I Fair market value of all assets at end of year (from Part II, col. (c), line 16) \$ 13,380,240		J Accounting method <input checked="" type="checkbox"/> Cash <input type="checkbox"/> Accrual <input type="checkbox"/> Other (specify) (Part I, column (d) must be on cash basis.)		

Part I Analysis of Revenue and Expenses (The total of amounts in columns (b), (c), and (d) may not necessarily equal the amounts in column (a) (see page 11 of the instructions))		(a) Revenue and expenses per books	(b) Net investment income	(c) Adjusted net income	(d) Disbursements for charitable purposes (cash basis only)
Revenue	1 Contributions, gifts, grants, etc , received (attach schedule)				
	2 Check <input checked="" type="checkbox"/> if the foundation is not required to attach Sch B				
	3 Interest on savings and temporary cash investments				
	4 Dividends and interest from securities.	330,281	330,281		
	5a Gross rents				
	b Net rental income or (loss) _____				
	6a Net gain or (loss) from sale of assets not on line 10 	-231,517			
	b Gross sales price for all assets on line 6a <u>4,786,344</u>				
	7 Capital gain net income (from Part IV , line 2)		0		
	8 Net short-term capital gain				
	9 Income modifications				
	10a Gross sales less returns and allowances				
Operating and Administrative Expenses	b Less Cost of goods sold				
	c Gross profit or (loss) (attach schedule)				
	11 Other income (attach schedule) 	2,041			
	12 Total. Add lines 1 through 11	100,805	330,281		
	13 Compensation of officers, directors, trustees, etc	87,666	87,666		
	14 Other employee salaries and wages				
	15 Pension plans, employee benefits				
	16a Legal fees (attach schedule)				
	b Accounting fees (attach schedule)	1,800			
	c Other professional fees (attach schedule)				
	17 Interest				
	18 Taxes (attach schedule) (see page 14 of the instructions) 	5,343			
	19 Depreciation (attach schedule) and depletion				
	20 Occupancy				
	21 Travel, conferences, and meetings				
	22 Printing and publications				
	23 Other expenses (attach schedule)				
	24 Total operating and administrative expenses.				
	Add lines 13 through 23	94,809	87,666		0
	25 Contributions, gifts, grants paid	635,280			635,280
	26 Total expenses and disbursements. Add lines 24 and 25	730,089	87,666		635,280
	27 Subtract line 26 from line 12				
	a Excess of revenue over expenses and disbursements	-629,284			
	b Net investment income (if negative, enter -0-)		242,615		
	c Adjusted net income (if negative, enter -0-)				

Part II Balance Sheets		Attached schedules and amounts in the description column should be for end-of-year amounts only (See instructions)	Beginning of year	End of year	
			(a) Book Value	(b) Book Value	(c) Fair Market Value
Assets	1	Cash—non-interest-bearing			
	2	Savings and temporary cash investments	1,028,370	331,875	331,875
	3	Accounts receivable ▶ _____ Less allowance for doubtful accounts ▶ _____			
	4	Pledges receivable ▶ _____ Less allowance for doubtful accounts ▶ _____			
	5	Grants receivable			
	6	Receivables due from officers, directors, trustees, and other disqualified persons (attach schedule) (see page 15 of the instructions)			
	7	Other notes and loans receivable (attach schedule) ▶ _____ Less allowance for doubtful accounts ▶ _____			
	8	Inventories for sale or use			
	9	Prepaid expenses and deferred charges			
	10a	Investments—U S and state government obligations (attach schedule)			
	b	Investments—corporate stock (attach schedule)	869,010	554,106	705,562
	c	Investments—corporate bonds (attach schedule).	11,292,154	11,676,939	12,289,062
	11	Investments—land, buildings, and equipment basis ▶ _____ Less accumulated depreciation (attach schedule) ▶ _____			
	12	Investments—mortgage loans			
	13	Investments—other (attach schedule)			
	14	Land, buildings, and equipment basis ▶ _____ Less accumulated depreciation (attach schedule) ▶ _____			
15	Other assets (describe ▶ _____)	59,351	53,741	53,741	
16	Total assets (to be completed by all filers—see the instructions Also, see page 1, item I)	13,248,885	12,616,661	13,380,240	
Liabilities	17	Accounts payable and accrued expenses			
	18	Grants payable			
	19	Deferred revenue			
	20	Loans from officers, directors, trustees, and other disqualified persons			
	21	Mortgages and other notes payable (attach schedule)			
	22	Other liabilities (describe ▶ _____)			
	23	Total liabilities (add lines 17 through 22)		0	
Net Assets or Fund Balances		Foundations that follow SFAS 117, check here ▶ <input type="checkbox"/> and complete lines 24 through 26 and lines 30 and 31.			
	24	Unrestricted			
	25	Temporarily restricted			
	26	Permanently restricted			
		Foundations that do not follow SFAS 117, check here ▶ <input checked="" type="checkbox"/> and complete lines 27 through 31.			
	27	Capital stock, trust principal, or current funds	13,248,885	12,616,661	
	28	Paid-in or capital surplus, or land, bldg , and equipment fund			
	29	Retained earnings, accumulated income, endowment, or other funds			
	30	Total net assets or fund balances (see page 17 of the instructions)	13,248,885	12,616,661	
31	Total liabilities and net assets/fund balances (see page 17 of the instructions)	13,248,885	12,616,661		

Part III Analysis of Changes in Net Assets or Fund Balances			
1	Total net assets or fund balances at beginning of year—Part II, column (a), line 30 (must agree with end-of-year figure reported on prior year’s return)	1	13,248,885
2	Enter amount from Part I, line 27a	2	-629,284
3	Other increases not included in line 2 (itemize) ▶ _____	3	1,209
4	Add lines 1, 2, and 3	4	12,620,810
5	Decreases not included in line 2 (itemize) ▶ _____	5	4,149
6	Total net assets or fund balances at end of year (line 4 minus line 5)—Part II, column (b), line 30	6	12,616,661

Part IV

Capital Gains and Losses for Tax on Investment Income

(a) List and describe the kind(s) of property sold (e g , real estate, 2-story brick warehouse, or common stock, 200 shs MLC Co)		(b) How acquired P—Purchase D—Donation	(c) Date acquired (mo , day, yr)	(d) Date sold (mo , day, yr)
1a				
(e) Gross sales price	(f) Depreciation allowed (or allowable)	(g) Cost or other basis plus expense of sale	(h) Gain or (loss) (e) plus (f) minus (g)	
a				
b				
c				
d				
e				
Complete only for assets showing gain in column (h) and owned by the foundation on 12/31/69			(i) Gains (Col (h) gain minus col (k), but not less than -0-) or Losses (from col (h))	
(i) F M V as of 12/31/69	(j) Adjusted basis as of 12/31/69	(k) Excess of col (i) over col (j), if any		
a				
b				
c				
d				
e				
2	Capital gain net income or (net capital loss) <div><div>If gain, also enter in Part I, line 7</div><div>If (loss), enter -0- in Part I, line 7</div></div>		2	
3	Net short-term capital gain or (loss) as defined in sections 1222(5) and (6) <div><div>If gain, also enter in Part I, line 8, column (c) (see pages 13 and 17 of the instructions)</div><div>If (loss), enter -0- in Part I, line 8</div></div>		3	

Part V

Qualification Under Section 4940(e) for Reduced Tax on Net Investment Income

(For optional use by domestic private foundations subject to the section 4940(a) tax on net investment income)

If section 4940(d)(2) applies, leave this part blank

Was the foundation liable for the section 4942 tax on the distributable amount of any year in the base period? ☐ Yes ☐ No
If “Yes,” the foundation does not qualify under section 4940(e) Do not complete this part

1 Enter the appropriate amount in each column for each year, see page 18 of the instructions before making any entries			
(a) Base period years Calendar year (or tax year beginning in)	(b) Adjusted qualifying distributions	(c) Net value of noncharitable-use assets	(d) Distribution ratio (col (b) divided by col (c))
2008	875,681	14,275,807	0 061340
2007	870,971	16,677,291	0 052225
2006	799,869	15,770,336	0 050720
2005	668,003	13,910,670	0 048021
2004	591,393	12,904,561	0 045828
2 Total of line 1, column (d).			2 0 258134
3 Average distribution ratio for the 5-year base period—divide the total on line 2 by 5, or by the number of years the foundation has been in existence if less than 5 years			3 0 051627
4 Enter the net value of noncharitable-use assets for 2009 from Part X, line 5.			4 12,006,437
5 Multiply line 4 by line 3.			5 619,856
6 Enter 1% of net investment income (1% of Part I, line 27b).			6 2,426
7 Add lines 5 and 6.			7 622,282
8 Enter qualifying distributions from Part XII, line 4.			8 635,280
If line 8 is equal to or greater than line 7, check the box in Part VI, line 1b, and complete that part using a 1% tax rate See the Part VI instructions on page 18			

Part VIExcise Tax Based on Investment Income (Section 4940(a), 4940(b), 4940(e), or 4948—see page 18 of the instructions)

1a

Exempt operating foundations described in section 4940(d)(2), check here ☐ and enter "N/A" on line 1

Date of ruling or determination letter _____ (attach copy of letter if necessary—see instructions)

b

Domestic foundations that meet the section 4940(e) requirements in Part V, check here ☒ and enter 1% of Part I, line 27b

c

All other domestic foundations enter 2% of line 27b Exempt foreign organizations enter 4% of Part I, line 12, col (b)

2

Tax under section 511 (domestic section 4947(a)(1) trusts and taxable foundations only Others enter -0-)

3

Add lines 1 and 2.

4

Subtitle A (income) tax (domestic section 4947(a)(1) trusts and taxable foundations only Others enter -0-)

5

Tax based on investment income. Subtract line 4 from line 3 If zero or less, enter -0-

6

Credits/Payments

a

2009 estimated tax payments and 2008 overpayment credited to 2009

6a

2,672

b

Exempt foreign organizations—tax withheld at source

6b

c

Tax paid with application for extension of time to file (Form 8868)

6c

d

Backup withholding erroneously withheld

6d

7

Total credits and payments Add lines 6a through 6d.

8

Enter any penalty for underpayment of estimated tax Check here ☐ if Form 2220 is attached

9

Tax due. If the total of lines 5 and 8 is more than line 7, enter amount owed

10

Overpayment. If line 7 is more than the total of lines 5 and 8, enter the amount overpaid.

11

Enter the amount of line 10 to be Credited to 2010 estimated tax 246 Refunded

Part VII-AStatements Regarding Activities

1a

During the tax year, did the foundation attempt to influence any national, state, or local legislation or did it participate or intervene in any political campaign?

b

Did it spend more than \$100 during the year (either directly or indirectly) for political purposes (see page 19 of the instructions for definition)?

If the answer is "Yes" to 1a or 1b, attach a detailed description of the activities and copies of any materials published or distributed by the foundation in connection with the activities.

c

Did the foundation file Form 1120-POL for this year?.

d

Enter the amount (if any) of tax on political expenditures (section 4955) imposed during the year

(1) On the foundation \$ (2) On foundation managers \$

e

Enter the reimbursement (if any) paid by the foundation during the year for political expenditure tax imposed on foundation managers \$

2

Has the foundation engaged in any activities that have not previously been reported to the IRS?

If "Yes," attach a detailed description of the activities.

3

Has the foundation made any changes, not previously reported to the IRS, in its governing instrument, articles of incorporation, or bylaws, or other similar instruments? If "Yes," attach a conformed copy of the changes

4a

Did the foundation have unrelated business gross income of \$1,000 or more during the year?.

b

If "Yes," has it filed a tax return on Form 990-T for this year?.

5

Was there a liquidation, termination, dissolution, or substantial contraction during the year?

If "Yes," attach the statement required by General Instruction T.

6

Are the requirements of section 508(e) (relating to sections 4941 through 4945) satisfied either

• By language in the governing instrument, or

• By state legislation that effectively amends the governing instrument so that no mandatory directions that conflict with the state law remain in the governing instrument?

7

Did the foundation have at least \$5,000 in assets at any time during the year? If "Yes," complete Part II, col (c), and Part XV

8a

Enter the states to which the foundation reports or with which it is registered (see page 19 of the instructions) _____

b

If the answer is "Yes" to line 7, has the foundation furnished a copy of Form 990-PF to the Attorney General (or designate) of each state as required by General Instruction G? If "No," attach explanation .

9

Is the foundation claiming status as a private operating foundation within the meaning of section 4942(j)(3) or 4942(j)(5) for calendar year 2009 or the taxable year beginning in 2009 (see instructions for Part XIV on page 27)? If "Yes," complete Part XIV

10

Did any persons become substantial contributors during the tax year? If "Yes," attach a schedule listing their names and addresses

Form 990-PF (2009)

Part VII-A

Statements Regarding Activities (continued)

11	At any time during the year, did the foundation, directly or indirectly, own a controlled entity within the meaning of section 512(b)(13)? If "Yes," attach schedule (see page 20 of the instructions).	11		No
12	Did the foundation acquire a direct or indirect interest in any applicable insurance contract before August 17, 2008?	12		No
13	Did the foundation comply with the public inspection requirements for its annual returns and exemption application? Website address N/A	13		No
14	The books are in care of MARSHALL & ILSLEY TRUST CO NA Telephone no (414) 287-7181 Located at 111 EAST KILBOURN AVE MILWAUKEE WI ZIP+4 53202			
15	Section 4947(a)(1) nonexempt charitable trusts filing Form 990-PF in lieu of Form 1041 —Check here and enter the amount of tax-exempt interest received or accrued during the year.		15	

Part VII-B

Statements Regarding Activities for Which Form 4720 May Be Required

File Form 4720 if any item is checked in the "Yes" column, unless an exception applies.			Yes	No
1a	During the year did the foundation (either directly or indirectly) (1) Engage in the sale or exchange, or leasing of property with a disqualified person? Yes No (2) Borrow money from, lend money to, or otherwise extend credit to (or accept it from) a disqualified person?. Yes No (3) Furnish goods, services, or facilities to (or accept them from) a disqualified person? Yes No (4) Pay compensation to, or pay or reimburse the expenses of, a disqualified person? Yes No (5) Transfer any income or assets to a disqualified person (or make any of either available for the benefit or use of a disqualified person)?. Yes No (6) Agree to pay money or property to a government official? (Exception. Check "No" if the foundation agreed to make a grant to or to employ the official for a period after termination of government service, if terminating within 90 days). Yes No			
b	If any answer is "Yes" to 1a(1)–(6), did any of the acts fail to qualify under the exceptions described in Regulations section 53.4941(d)-3 or in a current notice regarding disaster assistance (see page 20 of the instructions)?. Organizations relying on a current notice regarding disaster assistance check here. Yes	1b		
c	Did the foundation engage in a prior year in any of the acts described in 1a, other than excepted acts, that were not corrected before the first day of the tax year beginning in 2009?. Yes No	1c		No
2	Taxes on failure to distribute income (section 4942) (does not apply for years the foundation was a private operating foundation defined in section 4942(j)(3) or 4942(j)(5))			
a	At the end of tax year 2009, did the foundation have any undistributed income (lines 6d and 6e, Part XIII) for tax year(s) beginning before 2009?. If "Yes," list the years 20____, 20____, 20____, 20____ Yes No			
b	Are there any years listed in 2a for which the foundation is not applying the provisions of section 4942(a)(2) (relating to incorrect valuation of assets) to the year's undistributed income? (If applying section 4942(a)(2) to all years listed, answer "No" and attach statement—see page 20 of the instructions). Yes No	2b		
c	If the provisions of section 4942(a)(2) are being applied to any of the years listed in 2a, list the years here 20____, 20____, 20____, 20____			
3a	Did the foundation hold more than a 2% direct or indirect interest in any business enterprise at any time during the year?. Yes No			
b	If "Yes," did it have excess business holdings in 2009 as a result of (1) any purchase by the foundation or disqualified persons after May 26, 1969, (2) the lapse of the 5-year period (or longer period approved by the Commissioner under section 4943(c)(7)) to dispose of holdings acquired by gift or bequest, or (3) the lapse of the 10-, 15-, or 20-year first phase holding period? (Use Schedule C, Form 4720, to determine if the foundation had excess business holdings in 2009.). Yes No	3b		
4a	Did the foundation invest during the year any amount in a manner that would jeopardize its charitable purposes?	4a		No
b	Did the foundation make any investment in a prior year (but after December 31, 1969) that could jeopardize its charitable purpose that had not been removed from jeopardy before the first day of the tax year beginning in 2009?	4b		No

Part VII-B

Statements Regarding Activities for Which Form 4720 May Be Required (continued)

5a During the year did the foundation pay or incur any amount to				
(1) Carry on propaganda, or otherwise attempt to influence legislation (section 4945(e))?		<input type="checkbox"/> Yes	<input checked="" type="checkbox"/> No	
(2) Influence the outcome of any specific public election (see section 4955), or to carry on, directly or indirectly, any voter registration drive?		<input type="checkbox"/> Yes	<input checked="" type="checkbox"/> No	
(3) Provide a grant to an individual for travel, study, or other similar purposes?		<input type="checkbox"/> Yes	<input checked="" type="checkbox"/> No	
(4) Provide a grant to an organization other than a charitable, etc , organization described in section 509(a)(1), (2), or (3), or section 4940(d)(2)? (see page 22 of the instructions).		<input type="checkbox"/> Yes	<input checked="" type="checkbox"/> No	
(5) Provide for any purpose other than religious, charitable, scientific, literary, or educational purposes, or for the prevention of cruelty to children or animals?		<input type="checkbox"/> Yes	<input checked="" type="checkbox"/> No	
b If any answer is "Yes" to 5a(1)–(5), did any of the transactions fail to qualify under the exceptions described in Regulations section 53.4945 or in a current notice regarding disaster assistance (see page 22 of the instructions)? Organizations relying on a current notice regarding disaster assistance check here.		5b		
c If the answer is "Yes" to question 5a(4), does the foundation claim exemption from the tax because it maintained expenditure responsibility for the grant? <i>If "Yes," attach the statement required by Regulations section 53.4945–5(d).</i>		<input type="checkbox"/> Yes	<input checked="" type="checkbox"/> No	
6a Did the foundation, during the year, receive any funds, directly or indirectly, to pay premiums on a personal benefit contract?		<input type="checkbox"/> Yes	<input checked="" type="checkbox"/> No	
b Did the foundation, during the year, pay premiums, directly or indirectly, on a personal benefit contract? <i>If "Yes" to 6b, file Form 8870.</i>		6b		No
7a At any time during the tax year, was the foundation a party to a prohibited tax shelter transaction?		<input type="checkbox"/> Yes	<input checked="" type="checkbox"/> No	
b If yes, did the foundation receive any proceeds or have any net income attributable to the transaction?		7b		

Part VIII

Information About Officers, Directors, Trustees, Foundation Managers, Highly Paid Employees, and Contractors

1 List all officers, directors, trustees, foundation managers and their compensation (see page 22 of the instructions).				
(a) Name and address	(b) Title, and average hours per week devoted to position	(c) Compensation (If not paid, enter -0-)	(d) Contributions to employee benefit plans and deferred compensation	(e) Expense account, other allowances
MARSHALL & ILSLEY TRUST CO NA 1000 NORTH WATER ST MILWAUKEE, WI 53202	TRUSTEE 8 00	87,666	0	0
2 Compensation of five highest-paid employees (other than those included on line 1—see page 23 of the instructions). If none, enter "NONE."				
(a) Name and address of each employee paid more than \$50,000	(b) Title, and average hours per week devoted to position	(c) Compensation	(d) Contributions to employee benefit plans and deferred compensation	(e) Expense account, other allowances
NONE				
Total number of other employees paid over \$50,000.				0

Part VIII

Information About Officers, Directors, Trustees, Foundation Managers, Highly Paid Employees, and Contractors (continued)

3 Five highest-paid independent contractors for professional services (see page 23 of the instructions). If none, enter "NONE".		
(a) Name and address of each person paid more than \$50,000	(b) Type of service	(c) Compensation
NONE		
Total number of others receiving over \$50,000 for professional services.		0

Part IX-A

Summary of Direct Charitable Activities

List the foundation's four largest direct charitable activities during the tax year. Include relevant statistical information such as the number of organizations and other beneficiaries served, conferences convened, research papers produced, etc.	Expenses
1	
2	
3	
4	

Part IX-B

Summary of Program-Related Investments (see page 23 of the instructions)

Describe the two largest program-related investments made by the foundation during the tax year on lines 1 and 2	Amount
1	
2	
All other program-related investments. See page 24 of the instructions.	
3	
Total. Add lines 1 through 3.	

Part X

Minimum Investment Return (All domestic foundations must complete this part. Foreign foundations, see page 24 of the instructions.)

1	Fair market value of assets not used (or held for use) directly in carrying out charitable, etc , purposes		
a	Average monthly fair market value of securities.	1a	12,189,276
b	Average of monthly cash balances.	1b	0
c	Fair market value of all other assets (see page 24 of the instructions).	1c	0
d	Total (add lines 1a, b, and c).	1d	12,189,276
e	Reduction claimed for blockage or other factors reported on lines 1a and 1c (attach detailed explanation).	1e	
2	Acquisition indebtedness applicable to line 1 assets.	2	
3	Subtract line 2 from line 1d.	3	12,189,276
4	Cash deemed held for charitable activities Enter 1 1/2% of line 3 (for greater amount, see page 25 of the instructions).	4	182,839
5	Net value of noncharitable-use assets. Subtract line 4 from line 3 Enter here and on Part V, line 4	5	12,006,437
6	Minimum investment return. Enter 5% of line 5.	6	600,322

Part XI

Distributable Amount (see page 25 of the instructions) (Section 4942(j)(3) and (j)(5) private operating foundations and certain foreign organizations check here ☒ and do not complete this part.)

1	Minimum investment return from Part X, line 6.	1	600,322
2a	Tax on investment income for 2009 from Part VI, line 5.	2a	2,426
b	Income tax for 2009 (This does not include the tax from Part VI).	2b	
c	Add lines 2a and 2b.	2c	2,426
3	Distributable amount before adjustments Subtract line 2c from line 1.	3	597,896
4	Recoveries of amounts treated as qualifying distributions.	4	
5	Add lines 3 and 4.	5	597,896
6	Deduction from distributable amount (see page 25 of the instructions).	6	
7	Distributable amount as adjusted Subtract line 6 from line 5 Enter here and on Part XIII, line 1.	7	597,896

Part XII

Qualifying Distributions (see page 25 of the instructions)

1	Amounts paid (including administrative expenses) to accomplish charitable, etc , purposes		
a	Expenses, contributions, gifts, etc —total from Part I, column (d), line 26.	1a	635,280
b	Program-related investments—total from Part IX-B.	1b	
2	Amounts paid to acquire assets used (or held for use) directly in carrying out charitable, etc , purposes.	2	
3	Amounts set aside for specific charitable projects that satisfy the		
a	Suitability test (prior IRS approval required).	3a	
b	Cash distribution test (attach the required schedule).	3b	
4	Qualifying distributions. Add lines 1a through 3b Enter here and on Part V, line 8, and Part XIII, line 4	4	635,280
5	Foundations that qualify under section 4940(e) for the reduced rate of tax on net investment income Enter 1% of Part I, line 27b (see page 26 of the instructions).	5	2,426
6	Adjusted qualifying distributions. Subtract line 5 from line 4.	6	632,854
Note: The amount on line 6 will be used in Part V, column (b), in subsequent years when calculating whether the foundation qualifies for the section 4940(e) reduction of tax in those years			

Part XIII

Undistributed Income (see page 26 of the instructions)

		(a) Corpus	(b) Years prior to 2008	(c) 2008	(d) 2009
1	Distributable amount for 2009 from Part XI, line 7				597,896
2	Undistributed income, if any, as of the end of 2008				
a	Enter amount for 2008 only.				
b	Total for prior years 20____, 20____, 20____				
3	Excess distributions carryover, if any, to 2009				
a	From 2004.				
b	From 2005.				
c	From 2006.				26,300
d	From 2007.				51,868
e	From 2008.				167,233
f	Total of lines 3a through e.	245,401			
4	Qualifying distributions for 2009 from Part XII, line 4 ▶ \$ 635,280				
a	Applied to 2008, but not more than line 2a				
b	Applied to undistributed income of prior years (Election required—see page 26 of the instructions)				
c	Treated as distributions out of corpus (Election required—see page 26 of the instructions). . .				
d	Applied to 2009 distributable amount.				597,891
e	Remaining amount distributed out of corpus	37,389			
5	Excess distributions carryover applied to 2009 (If an amount appears in column (d), the same amount must be shown in column (a).)				
6	Enter the net total of each column as indicated below:				
a	Corpus Add lines 3f, 4c, and 4e Subtract line 5	282,790			
b	Prior years' undistributed income Subtract line 4b from line 2b.				
c	Enter the amount of prior years' undistributed income for which a notice of deficiency has been issued, or on which the section 4942(a) tax has been previously assessed.				
d	Subtract line 6c from line 6b Taxable amount—see page 27 of the instructions . . .				
e	Undistributed income for 2008 Subtract line 4a from line 2a Taxable amount—see page 27 of the instructions				
f	Undistributed income for 2009 Subtract lines 4d and 5 from line 1 This amount must be distributed in 2010				5
7	Amounts treated as distributions out of corpus to satisfy requirements imposed by section 170(b)(1)(F) or 4942(g)(3) (see page 27 of the instructions).				
8	Excess distributions carryover from 2004 not applied on line 5 or line 7 (see page 27 of the instructions).				
9	Excess distributions carryover to 2010. Subtract lines 7 and 8 from line 6a	282,790			
10	Analysis of line 9				
a	Excess from 2005.				
b	Excess from 2006.				26,300
c	Excess from 2007.				51,868
d	Excess from 2008.				167,233
e	Excess from 2009.				37,389

Part XIVPrivate Operating Foundations (see page 27 of the instructions and Part VII-A, question 9)

1a

If the foundation has received a ruling or determination letter that it is a private operating foundation, and the ruling is effective for 2009, enter the date of the ruling.

b

Check box to indicate whether the organization is a private operating foundation described in section 4942(j)(3) or 4942(j)(5)

☐ 4942(j)(3) or ☐ 4942(j)(5)

2a	Enter the lesser of the adjusted net income from Part I or the minimum investment return from Part X for each year listed	Tax year	Prior 3 years			(e) Total
		(a) 2009	(b) 2008	(c) 2007	(d) 2006	
b	85% of line 2a					
c	Qualifying distributions from Part XII, line 4 for each year listed					
d	Amounts included in line 2c not used directly for active conduct of exempt activities					
e	Qualifying distributions made directly for active conduct of exempt activities. Subtract line 2d from line 2c					
3	Complete 3a, b, or c for the alternative test relied upon					
a	"Assets" alternative test—enter					
b	"Endowment" alternative test— enter 2/3 of minimum investment return shown in Part X, line 6 for each year listed.					
c	"Support" alternative test—enter					
	(1) Total support other than gross investment income (interest, dividends, rents, payments on securities loans (section 512(a)(5)), or royalties)					
	(2) Support from general public and 5 or more exempt organizations as provided in section 4942(j)(3)(B)(iii).					
	(3) Largest amount of support from an exempt organization					
	(4) Gross investment income					

Part XVSupplementary Information (Complete this part only if the organization had \$5,000 or more in assets at any time during the year—see page 27 of the instructions.)

1

Information Regarding Foundation Managers:

a

List any managers of the foundation who have contributed more than 2% of the total contributions received by the foundation before the close of any tax year (but only if they have contributed more than \$5,000) (See section 507(d)(2))

b

List any managers of the foundation who own 10% or more of the stock of a corporation (or an equally large portion of the ownership of a partnership or other entity) of which the foundation has a 10% or greater interest

2

Information Regarding Contribution, Grant, Gift, Loan, Scholarship, etc., Programs:

Check here ☒ if the foundation only makes contributions to preselected charitable organizations and does not accept unsolicited requests for funds. If the foundation makes gifts, grants, etc. (see page 28 of the instructions) to individuals or organizations under other conditions, complete items 2a, b, c, and d.

a

The name, address, and telephone number of the person to whom applications should be addressed

b

The form in which applications should be submitted and information and materials they should include

c

Any submission deadlines

d

Any restrictions or limitations on awards, such as by geographical areas, charitable fields, kinds of institutions, or other factors

Part XV **Supplementary Information** (continued)

3 Grants and Contributions Paid During the Year or Approved for Future Payment

Recipient	If recipient is an individual, show any relationship to any foundation manager or substantial contributor	Foundation status of recipient	Purpose of grant or contribution	Amount
Name and address (home or business)				
a <i>Paid during the year</i> SCHOENSTATT SISTERS OF MARY W284 N404 CHERRY LANE WAUKESHA, WI 531889416		RELIGIOUS	OPERATING EXPENSES	635,280
Total			3a	635,280
b <i>Approved for future payment</i>				
Total			3b	

Enter gross amounts unless otherwise indicated	Unrelated business income		Excluded by section 512, 513, or 514		(e) Related or exempt function income (See page 28 of the instructions)
	(a) Business code	(b) Amount	(c) Exclusion code	(d) Amount	
1 Program service revenue					
a _____					
b _____					
c _____					
d _____					
e _____					
f _____					
g Fees and contracts from government agencies					
2 Membership dues and assessments.					
3 Interest on savings and temporary cash investments					
4 Dividends and interest from securities.			14	330,281	
5 Net rental income or (loss) from real estate					
a Debt-financed property.					
b Not debt-financed property.					
6 Net rental income or (loss) from personal property					
7 Other investment income.					
8 Gain or (loss) from sales of assets other than inventory			18		-231,517
9 Net income or (loss) from special events					
10 Gross profit or (loss) from sales of inventory. . .					
11 Other revenue a _____					
b _____					
c _____					
d _____					
e _____					
12 Subtotal. Add columns (b), (d), and (e).				330,281	-231,517
13 Total. Add line 12, columns (b), (d), and (e).					98,764

[illegible]

1	Did the organization directly or indirectly engage in any of the following with any other organization described in section 501(c) of the Code (other than section 501(c)(3) organizations) or in section 527, relating to political organizations?		Yes	No
a	Transfers from the reporting foundation to a noncharitable exempt organization of			
	(1) Cash.	1a(1)		No
	(2) Other assets.	1a(2)		No
b	Other transactions			
	(1) Sales of assets to a noncharitable exempt organization.	1b(1)		No
	(2) Purchases of assets from a noncharitable exempt organization.	1b(2)		No
	(3) Rental of facilities, equipment, or other assets.	1b(3)		No
	(4) Reimbursement arrangements.	1b(4)		No
	(5) Loans or loan guarantees.	1b(5)		No
	(6) Performance of services or membership or fundraising solicitations.	1b(6)		No
c	Sharing of facilities, equipment, mailing lists, other assets, or paid employees.	1c		No
d	If the answer to any of the above is "Yes," complete the following schedule. Column (b) should always show the fair market value of the goods, other assets, or services given by the reporting foundation. If the foundation received less than fair market value in any transaction or sharing arrangement, show in column (d) the value of the goods, other assets, or services received.			

[illegible]

2a Is the foundation directly or indirectly affiliated with, or related to, one or more tax-exempt organizations described in section 501(c) of the Code (other than section 501(c)(3)) or in section 527? ☐ Yes ☒ No

b If "Yes," complete the following schedule		
(a) Name of organization	(b) Type of organization	(c) Description of relationship

Under penalties of perjury, I declare that I have examined this return, including accompanying schedules and statements, and to the best of my knowledge and belief, it is true, correct, and complete Declaration of preparer (other than taxpayer or fiduciary) is based on all information of which preparer has any knowledge				
*****			2010-05-14	*****
Signature of officer or trustee			Date	Title

Paid Preparer's Use Only	Preparer's Signature NANCY HAMMERNIK EA	Date 2010-05-14	Check if self-employed <input checked="" type="checkbox"/>	Preparer's identifying number (see Signature on page 30 of the instructions)
	Firm's name (or yours if self-employed), address, and ZIP code		EIN	
	M & I TRUST CO NA 11270 WEST PARK PLACE SUITE 400 MILWAUKEE, WI 53224		Phone no (414) 815-3500	

Note: To capture the full content of this document, please select landscape mode (11" x 8.5") when printing.

TY 2009 Gain/Loss from Sale of Other Assets Schedule

Name: DELFING CHAR TR SISTER IRMGARD CO MARSHALL & ILSLEY TRUST CO NA

EIN: 39-6781271

Name	Date Acquired	How Acquired	Date Sold	Purchaser Name	Gross Sales Price	Basis	Basis Method	Sales Expenses	Total (net)	Accumulated Depreciation
SEE ATTACHED SCHEDULE	2004-02	Purchased	2009-12		4,786,344	5,017,861			-231,517	

TY 2009 Other Decreases Schedule

Name: DELFING CHAR TR SISTER IRMGARD CO MARSHALL & ILSLEY TRUST
CO NA

EIN: 39-6781271

Description	Amount
INTEREST PAID ON PURCHASE CURRENT YEAR	472
ADJUSTMENT FOR DIFFERENCE IN ACCRUALS	3,677

TY 2009 Other Income Schedule

Name: DELFING CHAR TR SISTER IRMGARD CO MARSHALL & ILSLEY TRUST
CO NA

EIN: 39-6781271

Description	Revenue And Expenses Per Books	Net Invest ment Income	Adjusted Net Income
TAX REFUND	2,041		

TY 2009 Other Increases Schedule

Name: DELFING CHAR TR SISTER IRMGARD CO MARSHALL & ILSLEY TRUST
CO NA

EIN: 39-6781271

Description	Amount
INTEREST PAID ON PURCHASE PRIOR YEAR	1,209

TY 2009 Taxes Schedule

Name: DELFING CHAR TR SISTER IRMGARD CO MARSHALL & ILSLEY TRUST
CO NA

EIN: 39-6781271

Category	Amount	Net Investment Income	Adjusted Net Income	Disbursements for Charitable Purposes
ESTIMATED TAX	2,672			
TAX DUE	2,671			
FOREIGN TAX PAID				



SISTER IRMGARD DELFING CHAR TR

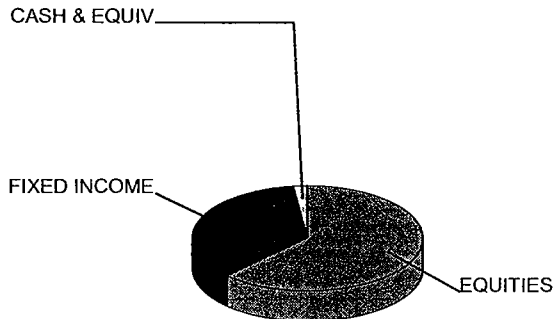
Account Number:
Statement Period:

01/01/09 - 12/31/09

SCHOENSTATT SISTERS OF MARY
W284 N404 CHERRY LANE
WAUKESHA WI 53188-9416

Administrator:
Ronald J Clayton (414) 287-7181
Ronald.Clayton@micorp.Com
Portfolio Manager:
Michael P Cox (414) 287-8757
Michael.Cox@micorp.Com

Asset Allocation



Asset Valuation

Description	Market Value	% of Account
Cash & Equiv	331,875.26	2.5%
Fixed Income	4,785,770.07	35.9%
Equities	8,208,853.94	61.6%
Miscellaneous	0.00	
Total Portfolio	\$ 13,326,499.27	100.0%
Accrued Income	53,740.83	
Total Valuation	\$ 13,380,240.10	

Market Reconciliation

	Current Period	Year To Date
Beginning Market Value	\$ 11,893,537.54	\$ 11,893,537.54
Income		
Interest.....	257,559.38	257,559.38
Dividends.....	85,978.30	85,978.30
Purchased Income.....	-6,973.33	-6,973.33
Additions.....	2,041.00	2,041.00
Disbursements.....	-724,745.79	-724,745.79
Realized Gains/(Losses).....	-234,455.30	-234,455.30
Change In Accrued Income.....	-5,610.49	-5,610.49
Change In Market Appreciation/(Depreciation).....	2,118,927.79	2,118,927.79
Non-Cash Asset Changes.....	-6,019.00	-6,019.00
Ending Market Value	\$ 13,380,240.10	\$ 13,380,240.10

**SISTER IRMGARD DELFING CHAR TR**Account Number:
Statement Period:

01/01/09 - 12/31/09

Asset Position As of 12/31/09

Asset Description	Units	Market Value Cost	Est. Annual Income Accruals	Current Yield
Cash Equivalents				
Marshall Prime Money Market CI I	331,875.260	331,875.26 331,875.26	680.00 80.53	0.20%
Total Cash Equivalents		\$ 331,875.26 \$ 331,875.26	680.00 80.53	0.20%
Equities				
Davis N Y Venture Fd Inc CI Y	21,526.125	673,552.45 678,072.93	6,242.00	0.93%
Goldman Sachs Small Cap Value Fd Inst #651	12,132.766	399,653.31 267,527.50	3,324.00	0.83%
Harbor Fd Intl Fd Inst	14,175.382	777,803.21 563,465.17	9,993.00	1.28%
Harbor Fd Cap Appreciation Fd Inst	51,621.498	1,701,960.79 1,453,512.53	4,491.00	0.26%
Harris Assoc Invt Tr Oakmark Intl Fd	29,677.492	499,768.97 489,416.42	3,472.00	0.69%
Marshall Small Cap Growth Fd I #964	19,189.782	270,384.03 253,258.03	0.00	0.00%
Marshall Mid Cap Growth Fd CI I #963	28,074.081	405,108.99 370,507.95	449.00	0.11%
Marshall Large Cap Value Fd I #926	73,240.469	741,925.95 848,623.79	11,498.00	1.55%
T Rowe Price Mid-Cap Growth Fd Inc Com	7,074.428	335,964.59 323,725.84	0.00	0.00%
Vanguard Selected Value Fund #934	21,007.517	335,069.90 323,725.84	5,062.00	1.51%
Vanguard Institutional Index Fd #94	14,849.397	1,514,341.51 1,564,553.63	32,787.00	2.17%
Vanguard Mid Cap Index Fd CI I #864	13,631.910	223,563.32 187,234.17	2,794.00	1.25%
Westport Select Cap Fund Inst	16,101.412	329,756.92 307,538.83	0.00	0.00%



SISTER IRMGARD DELFING CHAR TR

Account Number:
Statement Period:

01/01/09 - 12/31/09

Asset Position As of 12/31/09

Asset Description	Units	Market Value Cost	Est. Annual Income Accruals	Current Yield
Total Equities		\$ 8,208,853.94 \$ 7,631,162.63	80,112.00 0.00	0.98%
Fixed Income				
Agilent Technologies Inc Sr NT 4.45% Dtd 09/14/2009 Due 09/14/2012 Callable	50,000.000	51,732.50 49,955.50	2,225.00 661.31	4.30%
Alliant Energy Corp Sr NT 4.00% Dtd 10/02/2009 Due 10/15/2014 Callable	45,000.000	45,011.25 44,842.95	1,800.00 445.00	4.00%
Alltel Corp Deb 7.00% Dtd 03/08/1996 Due 03/15/2016 Callable	15,000.000	16,925.25 15,666.45	1,050.00 309.16	6.20%
American Gen Fin Corp Medium Term Sr Nts Tranche # Tr 00378 5.375% Dtd 09/30/2002 Due 10/01/2012	50,000.000	40,205.50 48,262.00	2,687.00 671.87	6.68%
Invesco PLC New Sr NT 5.375% Dtd 12/14/2004 Due 12/15/2014 Callable	40,000.000	39,221.60 37,940.80	2,150.00 95.55	5.48%
Arcelormittal Sa Luxembourg NT 5.375% Dtd 05/27/2008 Due 06/01/2013 Callable	40,000.000	42,210.00 40,339.60	2,150.00 179.16	5.09%
BB&T Corp Sr Medium Term Nts 3.85% Dtd 07/27/2009 Due 07/27/2012	35,000.000	36,226.75 34,986.35	1,347.00 576.43	3.72%
Bank Amer Fdg Corp 5.65% Dtd 05/02/2008 Due 05/01/2018	50,000.000	50,780.50 50,331.50	2,825.00 470.83	5.56%
Bear Stearns Coml Mtg Secs Tr 2007 PWR17 Mtg Passthru CTF Cl A M 5.915% Dtd 09/01/2007 Due 06/11/2050 IPD10	40,000.000	28,880.67 39,525.00	2,366.00 197.16	8.19%
Bear Stearns Cos Inc Global NT 5.30% Dtd 10/31/2005 Due 10/30/2015	40,000.000	42,306.40 37,439.60	2,120.00 359.22	5.01%
Bear Stearns Cos Inc Sr NT 5.35% Dtd 01/25/2007 Due 02/01/2012	35,000.000	37,189.95 34,953.80	1,872.00 780.20	5.03%
CME Group Inc NT 5.75% Dtd 02/09/2009 Due 02/15/2014 Callable	40,000.000	43,750.80 39,935.60	2,300.00 868.88	5.26%



SISTER IRMGARD DELFING CHAR TR

Account Number:
Statement Period:

01/01/09 - 12/31/09

Asset Position As of 12/31/09

Asset Description	Units	Market Value Cost	Est. Annual Income Accruals	Current Yield
Crh Amer Inc Gtd NT 6.95% Dtd 03/20/2002 Due 03/15/2012 Callable	30,000.000	32,496.30 32,542.50	2,085.00 613.91	6.42%
Crh Amer Inc NT 6.00% Dtd 09/14/2006 Due 09/30/2016 Callable	60,000.000	62,667.60 59,627.40	3,600.00 910.00	5.74%
Caterpillar Finl Svcs Corp Medium Term Nts Tranche # Tr 00819 6.20% Dtd 09/26/2008 Due 09/30/2013	40,000.000	44,573.60 39,957.20	2,480.00 626.88	5.56%
Cisco Sys Inc 4.45% Dtd 11/17/2009 Due 01/15/2020 Callable	30,000.000	29,429.40 29,955.60	1,335.00 163.16	4.54%
Comcast Corp New NT 4.95% Dtd 06/09/2005 Due 06/15/2016 Callable	70,000.000	71,888.60 69,722.80	3,465.00 154.00	4.82%
Commercial Mtg Tr 2007 GG9 Mtg Passthru CTF Cl A M 5.475% Dtd 03/01/2007 Due 03/10/2039 IPD9	40,000.000	29,843.52 38,553.12	2,190.00 170.33	7.34%
Countrywide Finl Corp MTN Bk Var Rate Dtd 06/07/2007 Due 05/07/2012 Non-Callable	35,000.000	34,186.25 28,705.60	603.00 88.78	1.76%
Dow Chem Co NT 7.60% Dtd 05/13/2009 Due 05/15/2014 Callable	40,000.000	45,515.60 39,875.20	3,040.00 388.44	6.68%
Energy Transfer Partners L P Sr NT 8.50% Dtd 04/07/2009 Due 04/15/2014 Callable	35,000.000	40,400.50 34,998.60	2,975.00 628.05	7.36%
Federal Home Ln Mtg Corp Partn Gold Group #J03500 6.000% Dtd 09/01/06 Due 10/01/2021 IPD14	49,311.730	52,746.79 50,527.14	2,958.00 246.55	5.61%
Federal Home Ln Mtg Corp Deb 5.125% Dtd 07/16/2002 Due 07/15/2012	250,000.000	271,757.50 251,099.00	12,812.00 5,907.98	4.71%
Federal Home Ln Mtg Corp Deb 4.50% Dtd 01/21/2005 Due 01/15/2015	150,000.000	161,391.00 148,490.25	6,750.00 3,112.50	4.18%
Federal Natl Mtg Assn 4.50% Dtd 01/20/2006 Due 02/15/2011	80,000.000	83,500.00 82,009.60	3,600.00 1,360.00	4.31%
Federal Natl Mtg Assn 4.25% Dtd 07/22/2005 Due 08/15/2010	60,000.000	61,472.10 58,316.82	2,550.00 963.33	4.15%

**SISTER IRMGARD DELFING CHAR TR****Account Number:**
Statement Period:**01/01/09 - 12/31/09****Asset Position As of 12/31/09**

Asset Description	Units	Market Value Cost	Est. Annual Income Accruals	Current Yield
Federal Home Ln Mtg Corp Reference Nts 5.125% Dtd 10/12/2007 Due 11/17/2017	100,000.000	109,047.00 101,845.00	5,125.00 626.38	4.70%
Federal Natl Mtg Assn Gtd Pass Thru CTF Pool #555203 7.000% Dtd 01/01/03 Due 09/01/2032 IPD24	15,535.850	17,008.80 16,885.31	1,087.00 90.62	6.39%
Federal Home Ln Mtg Corp Multiclass Mtg Parthn Ctfs Gtd Ser 2745 Cl Ay 5.00% Dtd 02/01/2004 Due 10/15/2029 IPD14	75,000.000	76,783.48 75,656.25	3,750.00 312.50	4.88%
Federal Home Ln Mtg Corp Multiclass Mtg Parthn Ctfs Gtd 5 50% Dtd 10/01/2005 Due 10/15/2035 IPD14	2,204.630	2,212.68 2,281.19	121.00 10.10	5.48%
Federal Natl Mtg Assn Gtd Passthru CTF Pool #720078 5.500% Dtd 07/01/03 Due 07/01/2033 IPD24	41,610.600	44,123.05 44,758.15	2,288.00 190.71	5.19%
Federal Natl Mtg Assn Gtd Passthru CTF Pool #749375 5.500% Dtd 10/01/03 Due 11/01/2033 IPD24	20,176.780	21,206.60 22,118.94	1,109.00 92.47	5.23%
Fiserv Inc Sr NT 6.125% Dtd 11/20/2007 Due 11/20/2012 Callable	40,000.000	43,554.80 35,415.60	2,450.00 279.02	5.63%
GE Global Ins Hldg Corp NT 7 50% Dtd 06/23/2000 Due 06/15/2010 Callable	50,000.000	51,303.50 56,416.50	3,750.00 166.66	7.31%
General Elec Cap Corp Medium Term Nts Tranche # Tr 00798 5.40% Dtd 09/20/2007 Due 09/20/2013	40,000.000	42,523.60 40,128.00	2,160.00 606.00	5.08%
General Elec Cap Corp Medium Term Nts Tranche # Tr 00811 5.625% Dtd 04/21/2008 Due 05/01/2018	40,000.000	40,989.60 31,948.00	2,250.00 375.00	5.49%
Genworth Global Fdg Trs Secd Medium Term Nts Tranche # Tr 00013 5.20% Dtd 10/11/2007 Due 10/08/2010	40,000.000	41,053.60 39,972.80	2,080.00 479.55	5.07%
Hasbro Inc NT 6.125% Dtd 05/13/2009 Due 05/15/2014 Callable	40,000.000	43,550.00 39,972.40	2,450.00 313.05	5.63%

**SISTER IRMGARD DELFING CHAR TR**Account Number:
Statement Period:

01/01/09 - 12/31/09

Asset Position As of 12/31/09

Asset Description	Units	Market Value Cost	Est. Annual Income Accruals	Current Yield
Hewlett Packard Co Global NT Fltg Rate Dtd 05/27/2009 Due 05/27/2011	35,000.000	35,478.10 35,000.00	598.00 78.24	1.69%
Home Depot Inc 5.25% Dtd 12/19/2006 Due 12/16/2013 Callable	45,000.000	48,175.20 44,743.05	2,362.00 98.43	4.90%
ITT Corp 4.90% Dtd 05/01/2009 Due 05/01/2014 Callable	40,000.000	41,914.40 39,922.80	1,960.00 326.66	4.68%
Ingersoll Rand Finl Corp Inter NT 6.875% Dtd 08/15/2008 Due 08/15/2018 Callable	35,000.000	38,794.00 34,949.95	2,406.00 909.02	6.20%
J P Morgan Chase & Co Medium Term Sr Nts Tranche # Sr 00192 4.85% Dtd 06/16/2008 Due 06/16/2011	40,000.000	41,868.40 39,986.80	1,940.00 80.83	4.63%
JPMorgan Chase & Co FDIC Tlpg Gtd NT 2.125% Dtd 12/22/2008 Due 06/22/2012 Non-Callable	75,000.000	75,861.00 74,962.50	1,593.00 39.84	2.10%
Lehman Brothers Hldgs Inc Medium Term Nts Tranche # Tr 00700 5.25% Dtd 01/12/2007 Due 02/06/2012 (In Default)	40,000.000	7,800.00 40,134.40	0.00	0.00%
Medtronic Inc Sr NT Conv 1.50% Dtd 04/18/2006 Due 04/15/2011	35,000.000	35,525.00 33,320.00	525.00 110.83	1.48%
Merrill Lynch & Co Inc Medium Term Nts Tranche # Tr 00677 6.875% Dtd 04/25/2008 Due 04/25/2018	40,000.000	43,097.60 39,965.60	2,750.00 504.16	6.38%
Metlife Inc 6.75% Dtd 05/29/2009 Due 06/01/2016 Callable	40,000.000	44,793.60 39,905.20	2,700.00 225.00	6.03%
Michigan Mun Bd Auth Rev ST Aid Rev Nts 2009b 6.00% Dtd 05/06/2009 Due 01/20/2010 Non-Callable	25,000.000	25,028.50 25,213.25	1,500.00 979.16	5.99%
Midamerican Energy Hldgs Co New Sr NT 5.875% Dtd 10/04/2002 Due 10/01/2012 Callable	40,000.000	43,563.60 43,444.00	2,350.00 985.69	5.39%
Northern Tr Corp 5.50% Dtd 08/13/2008 Due 08/15/2013	40,000.000	43,755.60 39,844.40	2,200.00 831.11	5.03%

**SISTER IRMGARD DELFING CHAR TR****Account Number:**
Statement Period:**01/01/09 - 12/31/09****Asset Position As of 12/31/09**

Asset Description	Units	Market Value Cost	Est. Annual Income Accruals	Current Yield
Oracle Corp 5.00% Dtd 07/08/2009 Due 07/08/2019 Callable	35,000.000	36,095.50 34,869.45	1,750.00 840.97	4.85%
PepsiAmericas Inc NT 4.375% Dtd 02/12/2009 Due 02/15/2014 Callable	60,000.000	62,425.20 62,526.60	2,625.00 991.66	4.21%
Prudential Finl Inc Medium Term Nts Tranche # Tr 00002 4.50% Dtd 07/07/2003 Due 07/15/2013	45,000.000	45,508.95 43,031.40	2,025.00 933.75	4.45%
Prudential Finl Inc Medium Term Nts Tranche # Tr 00027 6.00% Dtd 12/03/2007 Due 12/01/2017	40,000.000	41,268.40 37,766.00	2,400.00 200.00	5.82%
Reinsurance Group Amer Inc 6.45% Dtd 11/06/2009 Due 11/15/2019	50,000.000	49,836.00 49,915.00	3,225.00 492.70	6.47%
Roper Inds Inc New 6.625% Dtd 08/04/2008 Due 08/15/2013 Callable	40,000.000	43,562.80 39,990.40	2,650.00 1,001.11	6.08%
TD Ameritrade Hldg Corp Sr NT 5.60% Dtd 11/25/2009 Due 12/01/2019 Callable	35,000.000	34,767.60 34,951.70	1,960.00 195.99	5.64%
Telecom Italia Cap Gtd Sr NT Ser B 5.25% Dtd 05/15/2004 Due 11/15/2013 Callable	40,000.000	42,071.60 39,582.80	2,100.00 268.33	4.99%
Telecom Italia Cap Gtd Sr NT 4.00% Dtd 07/15/2005 Due 01/15/2010 Callable	35,000.000	35,026.95 33,133.10	1,400.00 645.55	4.00%
Thomson Reuters Corp NT 5.95% Dtd 06/20/2008 Due 07/15/2013 Callable	40,000.000	43,788.40 39,799.20	2,380.00 1,097.44	5.44%
Time Warner Cable Inc NT 6.20% Dtd 06/19/2008 Due 07/01/2013 Callable	35,000.000	38,446.10 36,912.75	2,170.00 1,085.00	5.64%
Union Pac Corp 5.125% Dtd 02/20/2009 Due 02/15/2014 Callable	45,000.000	47,780.55 44,988.75	2,306.00 871.25	4.83%
US Treasury Note 5.000% Dtd 08/15/01 Due 08/15/2011	50,000.000	53,328.25 51,306.13	2,500.00 944.29	4.69%

**SISTER IRMGARD DELFING CHAR TR****Account Number:**
Statement Period:**01/01/09 - 12/31/09****Asset Position As of 12/31/09**

Asset Description	Units	Market Value Cost	Est. Annual Income Accruals	Current Yield
US Treasury Note 4.750% Dtd 05/15/04 Due 05/15/2014	50,000.000	55,031.25 50,166.70	2,375.00 308.35	4.32%
US Treasury Note 4.25% Dtd 08/15/04 Due 08/15/2014	100,000.000	107,914.00 99,983.23	4,250.00 1,605.29	3.94%
US Treasury Note 4.25% Dtd 11/15/04 Due 11/15/2014	60,000.000	64,650.00 59,306.25	2,550.00 331.07	3.94%
US Treasury Note 4.000% Dtd 02/15/05 Due 02/15/2015	100,000.000	106,312.50 96,035.94	4,000.00 1,510.86	3.76%
US Treasury Note 4.500% Dtd 11/15/05 Due 11/15/2015	150,000.000	162,480.75 149,546.88	6,750.00 876.38	4.15%
US Treasury Note 4.500% Dtd 02/15/06 Due 02/15/2016	65,000.000	70,134.03 63,607.03	2,925.00 1,104.82	4.17%
US Treasury Note 4.875% Dtd 04/30/2006 Due 04/30/2011	40,000.000	42,143.80 39,857.81	1,950.00 333.98	4.63%
US Treasury Note 4.625% Dtd 02/15/07 Due 02/15/2017	15,000.000	16,201.20 14,745.12	693.00 262.04	4.28%
US Treasury Note 4.500% Dtd 05/15/07 Due 05/15/2017	40,000.000	42,771.80 41,780.56	1,800.00 233.70	4.21%
US Treasury Note 3.500% Dtd 02/15/08 Due 02/15/2018	45,000.000	44,644.95 47,584.66	1,575.00 594.90	3.53%
US Treasury Note 3.875% Dtd 05/15/08 Due 05/15/2018	20,000.000	20,314.10 19,687.50	775.00 100.62	3.82%
US Treasury Note 3.75% Dtd 11/15/2008 Due 11/15/2018	40,000.000	40,009.40 42,889.40	1,500.00 194.75	3.75%
US Treasury Note 1.50% Dtd 12/31/2008 Due 12/31/2013	40,000.000	38,959.40 39,614.20	600.00 1.65	1.54%
US Treasury Note 1.750% Dtd 02/02/09 Due 01/31/2014	45,000.000	44,159.85 44,975.54	787.00 329.55	1.78%
US Treasury Note 2.75% Dtd 02/15/2009 Due 02/15/2019	160,000.000	147,350.40 154,395.94	4,400.00 1,661.95	2.99%
US Treasury Note 3.125% Dtd 05/15/2009 Due 05/15/2019	10,000.000	9,473.45 9,476.60	312.00 40.57	3.30%
US Treasury Note 2.375% Dtd 03/31/2009 Due 03/31/2016	40,000.000	38,281.20 39,668.91	950.00 242.71	2.48%

**SISTER IRMGARD DELFING CHAR TR**Account Number:
Statement Period:

01/01/09 - 12/31/09

Asset Position As of 12/31/09

Asset Description	Units	Market Value Cost	Est. Annual Income Accruals	Current Yield
US Treasury Note 3.25% Dtd 05/31/2009 Due 05/31/2016	50,000 000	50,222.75 48,925.98	1,625.00 142.85	3.24%
US Treasury Note 3.625% Dtd 08/15/2009 Due 08/15/2019	45,000.000	44,254.80 45,420.30	1,631.00 616.15	3.69%
US Treasury Note 3.375% Dtd 11/15/2009 Due 11/15/2019	90,000 000	86,597.55 88,200.36	3,037.00 394.37	3.51%
Viacom Inc New Sr NT 4 375% Dtd 08/26/2009 Due 09/15/2014 Callable	55,000.000	56,719.30 54,610.05	2,406.00 835.50	4.24%
Wachovia Bk Coml Mtg Tr Coml Mtg Passthrough Ctfs Ser Mtg Passthru CTF CI A-4 5.572% Dtd 10/01/2006 Due 10/15/2048 IPD14	90,000 000	83,306.90 50,751 56	5,014.00 417.90	6.02%
Wachovia Corp New Sub NT 5.30% Dtd 10/23/2006 Due 10/15/2011	50,000 000	53,076.00 50,307.50	2,650.00 559.44	4.99%
Wells Fargo Co MTN Sr NT 3.75% Dtd 10/01/2009 Due 10/01/2014 Non-Callable	35,000.000	34,896.75 34,942.95	1,312.00 328.12	3.76%
Wells Fargo & Co New Sr Unsecd NT 5.625% Dtd 12/10/2007 Due 12/11/2017	50,000.000	52,008.00 52,405.50	2,812.00 156.25	5.41%
Westpac Bkg Corp Sr NT 4.20% Dtd 08/27/2009 Due 02/27/2015 Non-Callable	35,000.000	35,576 45 34,964.30	1,470.00 506.33	4.13%
Whirlpool Corp Medium Term Nts Tranche # Tr 00050 8.60% Dtd 05/04/2009 Due 05/01/2014 Callable	40,000.000	45,290 40 39,980.00	3,440.00 573.33	7.60%
XTO Energy Inc Sr NT 5.75% Dtd 08/07/2008 Due 12/15/2013 Callable	35,000.000	38,935.40 34,975.85	2,012.00 89.44	5 17%
Xerox Corp 4.25% Dtd 12/04/2009 Due 02/15/2015 Callable	25,000.000	24,825.75 24,952 00	1,062.00 79.68	4.28%
Total Fixed Income		\$ 4,785,770.07 \$ 4,599,881.97	222,993.00 53,660.30	4.66%

**SISTER IRMGARD DELFING CHAR TR****Account Number:**
Statement Period:**01/01/09 - 12/31/09****Asset Position As of 12/31/09**

Asset Description	Units	Market Value Cost	Est. Annual Income Accruals	Current Yield
Miscellaneous				
Amendment and Restatement of The Helen W. Klingler Revocable Trust Dtd 04/28/1994	1.000	0.00 0.00	0.00	0.00%
Amendment To Helen W. Klingler Revocable Trust Dtd 06/01/1995	1.000	0.00 0.00	0.00	0.00%
Second Amendment To Helen W. Klingler Revocable Trust Dtd 05/04/1998	1.000	0.00 0.00	0.00	0.00%
Third Amendment To Helen W Klingler Revocable Trust Dtd 06/03/1998	1.000	0.00 0.00	0.00	0.00%
Prior Original 1st Amendment of Helen W. Klingler Revocable Trust Dtd 05/09/1988 Replaced By Restatement of Trust Dtd 04/28/1994	1.000	0.00 0.00	0.00	0.00%
Prior Original Amendment To Helen W. Klingler Revocable Trust Dtd 07/20/1988	1.000	0.00 0.00	0.00	0.00%
Prior Original Amendment To Helen W. Klingler Revocable Trust Dtd 01/03/1989	1.000	0.00 0.00	0.00	0.00%
Prior Original Amendment of Helen W. Klingler Revocable Trust Dtd 05/25/1990	1.000	0.00 0.00	0.00	0.00%
Prior Original Amendment of Helen W. Klingler Revocable Trust Dtd 07/02/1991	1.000	0.00 0.00	0.00	0.00%
Prior Original Amendment of Helen W. Klingler Revocable Trust Dtd 01/09/1992	1.000	0.00 0.00	0.00	0.00%
Prior Original Amendment of Helen W. Klingler Revocable Trust Dtd 05/22/1992	1.000	0.00 0.00	0.00	0.00%
Prior Original Amendment of Helen W. Klingler Revocable Trust Dtd 04/02/1993	1.000	0.00 0.00	0.00	0.00%

**SISTER IRMGARD DELFING CHAR TR**Account Number:
Statement Period:

01/01/09 - 12/31/09

Asset Position As of 12/31/09

Asset Description	Units	Market Value Cost	Est. Annual Income Accruals	Current Yield
Prior Original Amendment of Helen W. Klingler Revocable Trust Dtd 07/08/1993	1.000	0.00 0.00	0.00	0.00%
Total Miscellaneous		\$ 0.00 \$ 0.00	0.00 0.00	0.00%
Cash				
Cash		0.00 0.00	0.00	0.00%
Total Cash		\$ 0.00 \$ 0.00	0.00 0.00	0.00%
Total Market Value		\$ 13,326,499.27 \$ 12,562,919.86	303,785.00 53,740.83	2.28%
Total Market Value Plus Accruals		\$ 13,380,240.10		

Income Activity

	Date	Income Cash	Principal Cash
Interest Income			
AT&T Inc 5.50% Dtd 02/01/2008 Due 02/01/2018 Callable Accrued Int To 01/08/09 Recd on Sale of 45,000	01/08/09	1,079.37	
AT&T Inc NT 5.80% Dtd 02/03/2009 Due 02/15/2019 Callable Accrued Int To 06/08/09 Recd on Sale of 45,000	06/08/09	906.25	
Allstate Corp Sr NT 7.20% Dtd 11/17/1999 Due 12/01/2009 Callable Int To 06/01/09 on 95,000 Int To 12/01/09 on 95,000	06/01/09 12/01/09	3,420.00 3,420.00	
Alltel Corp Deb 7.00% Dtd 03/08/1996 Due 03/15/2016 Callable Int To 09/15/09 on 15,000	09/15/09	525.00	

ACCT F064
FROM 01/01/2009
TO 12/31/2009

MARSHALL & ILSLEY TRUST COMPANY N A
STATEMENT OF CAPITAL GAINS AND LOSSES
SISTER IRMGARD DELFING CHAR TR

PAGE 61
RUN 05/12/2010
02 48 10 PM

TRUST YEAR ENDING 12/31/2009

TAX PREPARER NLH
TRUST ADMINISTRATOR RJC
INVESTMENT OFFICER MPC

LEGEND F - FEDERAL S - STATE I - INHERITED
E - EXEMPT FROM STATE U - ACQ COST UNKNOWN

PROPERTY DESCRIPTION	SHARES	DATE	SALES PRICE	COST BASIS	GAIN/LOSS	TERM
45000 0000 AT&T INC 5.50% DTD 02/01/2008 DUE 02/01/2018 - 00206RAJ1 - MINOR = 200						
SOLD		01/05/2009	46199 70			
ACQ	45000 0000	01/29/2008	46199 70	44901 00	1298 70	ST
45000 0000 AT&T INC NT 5 80% DTD 02/03/2009 DUE 02/15/2019 - 00206RAR3 - MINOR = 200						
SOLD		06/03/2009	46932 30			
ACQ	45000 0000	01/29/2009	46932 30	44860 05	2072 25	ST
95000.0000 ALLSTATE CORP 2009 SR NT 7.20% DTD 11/17/1999 DUE 12/01/2009 - 020002AK7 - MINOR = 240						
SOLD		12/01/2009	95000 00			
ACQ	60000 0000	05/06/2004	60000 00	68015.40	-8015 40	LT15
	35000 0000	05/18/2004	35000 00	39499 95	-4499 95	LT15
40000 0000 AMGEN INC NT 5 70% DTD 01/16/2009 DUE 02/01/2019 - 031162AZ3 - MINOR = 210						
SOLD		07/21/2009	43293 20			
ACQ	40000 0000	01/13/2009	43293 20	39910 80	3382 40	ST
40000 0000 INVESCO PLC NEW SR NT 4 50% DTD 12/14/2004 DUE 12/15/2009 - 03235EAM2 - MINOR = 290						
SOLD		12/15/2009	40000 00			
ACQ	40000 0000	07/30/2009	40000 00	40000 00	0 00	ST
40000 0000 AMVESCAP PLC SR NT 5 625% DTD 04/17/2007 DUE 04/17/2012 - 03235EAQ3 - MINOR = 290						
SOLD		07/30/2009	40052 80			
ACQ	40000 0000	04/11/2007	40052 80	39989 60	63.20	LT15
35000 0000 BP CAP MKTS P L C NT 5 25% DTD 11/07/2008 DUE 11/07/2013 - 05565QBF4 - MINOR = 290						
SOLD		01/06/2009	37135 00			
ACQ	35000 0000	11/04/2008	37135 00	34977 25	2157 75	ST
413 8600 BANC OF AMERICA FUNDING CORPORATION 2007 C 1 A 3 5 763% DTD 04/01/2007 - 059522AV4 - MINOR = 243						
SOLD		01/20/2009	413 86			
ACQ	413 8600	04/16/2007	413 86	413 86	0 00	LT15
ADDED UPDATE						
450 6300 BANC OF AMERICA FUNDING CORPORATION 2007 C 1 A 3 5 763% DTD 04/01/2007 - 059522AV4 - MINOR = 243						
SOLD		02/20/2009	450 63			
ACQ	450 6300	04/16/2007	450 63	450 63	0 00	LT15
ADDED UPDATE						
650 4300 BANC OF AMERICA FUNDING CORPORATION 2007 C 1 A 3 5 763% DTD 04/01/2007 - 059522AV4 - MINOR = 243						
SOLD		03/20/2009	650 43			
ACQ	650 4300	04/16/2007	650 43	650 43	0 00	LT15
ADDED UPDATE						
1206 1600 BANC OF AMERICA FUNDING CORPORATION 2007 C 1 A 3 5 763% DTD 04/01/2007 - 059522AV4 - MINOR = 243						
SOLD		04/20/2009	1206 16			
ACQ	1206 1600	04/16/2007	1206 16	1206 16	0 00	LT15
ADDED UPDATE						
1247 1500 BANC OF AMERICA FUNDING CORPORATION 2007 C 1 A 3 5 763% DTD 04/01/2007 - 059522AV4 - MINOR = 243						
SOLD		05/20/2009	1247 15			
ACQ	1247 1500	04/16/2007	1247 15	1247 15	0 00	LT15
ADDED UPDATE						
1057 8300 BANC OF AMERICA FUNDING CORPORATION 2007 C 1 A 3 5 763% DTD 04/01/2007 - 059522AV4 - MINOR = 243						
SOLD		06/20/2009	1057 83			
ACQ	1057 8300	04/16/2007	1057 83	1057 83	0 00	LT15
ADDED UPDATE						
1466 4300 BANC OF AMERICA FUNDING CORPORATION 2007 C 1 A 3 5 763% DTD 04/01/2007 - 059522AV4 - MINOR = 243						
SOLD		07/20/2009	1466 43			
ACQ	1466 4300	04/16/2007	1466 43	1466 43	0 00	LT15
ADDED UPDATE						
42387 4900 BANC OF AMERICA FUNDING CORPORATION 2007 C 1 A 3 5 763% DTD 04/01/2007 - 059522AV4 - MINOR = 243						
SOLD		07/23/2009	34863 71			
ACQ	42387 4900	04/16/2007	34863 71	42425 84	-7562 13	LT15
50000.0000 CANADIAN NAT RES LTD NT 5 70% DTD 03/19/2007 DUE 05/15/2017 - 136385AK7 - MINOR = 290						
SOLD		05/18/2009	48975.00			
ACQ	50000 0000	05/17/2007	48975 00	49814 50	-839 50	LT15
35000 0000 CAROLINA PWR & LT CO 5 95% DTD 03/05/1999 DUE 03/01/2009 - 144141CK2 - MINOR = 200						
SOLD		03/01/2009	35000 00			
ACQ	35000.0000	08/23/2007	35000 00	35000 00	0 00	LT15
40000 0000 CITIGROUP INC NT 5 30% DTD 10/17/2007 DUE 10/17/2012 - 172967EL1 - MINOR = 240						
SOLD		10/21/2009	41506 00			
ACQ	40000.0000	10/10/2007	41506 00	39925 20	1580 80	LT15
40000 0000 CITIGROUP INC NT 6 125% DTD 05/12/2008 DUE 05/15/2018 - 172967ES6 - MINOR = 240						
SOLD		08/20/2009	36054 29			
ACQ	40000 0000	10/08/2008	36054 29	32107 60	3946 69	ST
40000 0000 CONOCOPHILLIPS GTD NT 6 00% DTD 05/21/2009 DUE 01/15/2020 - 20825CAU8 - MINOR = 210						
SOLD		07/21/2009	44167 20			
ACQ	40000 0000	05/18/2009	44167 20	39698 80	4468 40	ST
40000 0000 CREDIT SUISSE MEDIUM TERM SUB NTS TRANCHE # TR 00001 5 50% DTD - 22546QAA5 - MINOR = 290						
SOLD		06/15/2009	41178 00			
ACQ	40000 0000	04/28/2009	41178 00	39958 80	1219 20	ST
40000 0000 DEUTSCHE TELEKOM INTL FIN B V 5 875% DTD 08/18/2008 DUE 08/20/2013 - 25156PAK9 - MINOR = 290						
SOLD		02/02/2009	41476 00			
ACQ	40000 0000	08/11/2008	41476 00	39934.80	1541 20	ST
50000 0000 DUKE CAP CORP SR NT 4 37% DTD 02/20/2004 DUE 03/01/2009 - 26439RAR7 - MINOR = 200						
SOLD		03/01/2009	48760 00			
ACQ	50000 0000	10/13/2006	48760 00	48760 00	0 00	LT15
40000 0000 DUKE RLTY LTD PARTNERSHIP NEW SR NT 7 75% DTD 11/16/1999 DUE 11/15/2009 - 26441YAC1 - MINOR = 240						
SOLD		11/15/2009	40000 00			
ACQ	40000 0000	04/02/2008	40000 00	40000 00	0 00	LT15
2688 5100 FEDERAL HOME LN MTG CORP PARTN GOLD GROUP #J03500 6 000% DTD 09/01/06 - 3128PE3H9 - MINOR = 053						
SOLD		01/15/2009	2688 51			
ACQ	2688 5100	11/08/2006	2688 51	2688.51	0 00	LT15
ADDED UPDATE						

ACCT F064
FROM 01/01/2009
TO 12/31/2009

MARSHALL & ILSLEY TRUST COMPANY N.A.
STATEMENT OF CAPITAL GAINS AND LOSSES
SISTER IRMGARD DELFING CHAR TR

PAGE 62
RUN 05/12/2010
02 48 10 PM

TRUST YEAR ENDING 12/31/2009

TAX PREPARER NLH
TRUST ADMINISTRATOR RJC
INVESTMENT OFFICER: MPC

LEGEND F - FEDERAL S - STATE I - INHERITED
E - EXEMPT FROM STATE U - ACQ COST UNKNOWN

PROPERTY DESCRIPTION	SHARES	DATE	SALES PRICE	COST BASIS	GAIN/LOSS	TERM
1216.3300 FEDERAL HOME LN MTG CORP PARTN GOLD GROUP #J03500 6 000% DTD 09/01/06 - 3128PE3H9 - MINOR = 053						
SOLD		02/15/2009	1216.33			
ACQ	1216.3300	11/08/2006	1216.33	1216.33	0.00	LT15
ADDED UPDATE						
275.6700 FEDERAL HOME LN MTG CORP PARTN GOLD GROUP #J03500 6.000% DTD 09/01/06 - 3128PE3H9 - MINOR = 053						
SOLD		03/15/2009	275.67			
ACQ	275.6700	11/08/2006	275.67	275.67	0.00	LT15
ADDED UPDATE						
261.1300 FEDERAL HOME LN MTG CORP PARTN GOLD GROUP #J03500 6 000% DTD 09/01/06 - 3128PE3H9 - MINOR = 053						
SOLD		04/15/2009	261.13			
ACQ	261.1300	11/08/2006	261.13	261.13	0.00	LT15
ADDED UPDATE						
263.6800 FEDERAL HOME LN MTG CORP PARTN GOLD GROUP #J03500 6.000% DTD 09/01/06 - 3128PE3H9 - MINOR = 053						
SOLD		05/15/2009	263.68			
ACQ	263.6800	11/08/2006	263.68	263.68	0.00	LT15
ADDED UPDATE						
247.7700 FEDERAL HOME LN MTG CORP PARTN GOLD GROUP #J03500 6 000% DTD 09/01/06 - 3128PE3H9 - MINOR = 053						
SOLD		06/15/2009	247.77			
ACQ	247.7700	11/08/2006	247.77	247.77	0.00	LT15
ADDED UPDATE						
292.2900 FEDERAL HOME LN MTG CORP PARTN GOLD GROUP #J03500 6.000% DTD 09/01/06 - 3128PE3H9 - MINOR = 053						
SOLD		07/15/2009	292.29			
ACQ	292.2900	11/08/2006	292.29	292.29	0.00	LT15
ADDED UPDATE						
1533.6200 FEDERAL HOME LN MTG CORP PARTN GOLD GROUP #J03500 6 000% DTD 09/01/06 - 3128PE3H9 - MINOR = 053						
SOLD		08/15/2009	1533.62			
ACQ	1533.6200	11/08/2006	1533.62	1533.62	0.00	LT15
ADDED UPDATE						
824.3900 FEDERAL HOME LN MTG CORP PARTN GOLD GROUP #J03500 6 000% DTD 09/01/06 - 3128PE3H9 - MINOR = 053						
SOLD		09/15/2009	824.39			
ACQ	824.3900	11/08/2006	824.39	824.39	0.00	LT15
ADDED UPDATE						
1777.1700 FEDERAL HOME LN MTG CORP PARTN GOLD GROUP #J03500 6.000% DTD 09/01/06 - 3128PE3H9 - MINOR = 053						
SOLD		10/15/2009	1777.17			
ACQ	1777.1700	11/08/2006	1777.17	1777.17	0.00	LT15
ADDED UPDATE						
285.6300 FEDERAL HOME LN MTG CORP PARTN GOLD GROUP #J03500 6 000% DTD 09/01/06 - 3128PE3H9 - MINOR = 053						
SOLD		11/15/2009	285.63			
ACQ	285.6300	11/08/2006	285.63	285.63	0.00	LT15
262.5900 FEDERAL HOME LN MTG CORP PARTN GOLD GROUP #J03500 6 000% DTD 09/01/06 - 3128PE3H9 - MINOR = 053						
SOLD		12/15/2009	262.59			
ACQ	262.5900	11/08/2006	262.59	262.59	0.00	LT15
50000.0000 FEDERAL HOME LN MTG CORP DEB 5 875% DTD 03/21/2001 DUE 03/21/2011 - 3134A4EW0 - MINOR = 055						
SOLD		07/20/2009	53159.50			
ACQ	50000.0000	09/28/2006	53159.50	51668.00	1491.50	LT15
40000.0000 FEDERAL NATL MTG ASSN 4 25% DTD 07/22/2005 DUE 08/15/2010 - 31359MYN7 - MINOR = 055						
SOLD		02/05/2009	41069.88			
ACQ	40000.0000	09/12/2006	41069.88	38877.88	2192.00	LT15
167.1800 FEDERAL NATL MTG ASSN GTD PASS THRU CTF POOL #555203 7 000% DTD - 31385WX87 - MINOR = 060						
SOLD		01/26/2009	167.18			
ACQ	10.0870	06/02/2004	10.09	10.09	0.00	LT15
157.0930		06/01/2004	157.09	157.09	0.00	LT15
ADDED UPDATE						
130.2300 FEDERAL NATL MTG ASSN GTD PASS THRU CTF POOL #555203 7 000% DTD - 31385WX87 - MINOR = 060						
SOLD		02/25/2009	130.23			
ACQ	7.8570	06/02/2004	7.86	7.86	0.00	LT15
122.3730		06/01/2004	122.37	122.37	0.00	LT15
ADDED UPDATE						
167.9700 FEDERAL NATL MTG ASSN GTD PASS THRU CTF POOL #555203 7.000% DTD - 31385WX87 - MINOR = 060						
SOLD		03/25/2009	167.97			
ACQ	10.1340	06/02/2004	10.13	10.13	0.00	LT15
157.8360		06/01/2004	157.84	157.84	0.00	LT15
ADDED UPDATE						
404.2700 FEDERAL NATL MTG ASSN GTD PASS THRU CTF POOL #555203 7 000% DTD - 31385WX87 - MINOR = 060						
SOLD		04/27/2009	404.27			
ACQ	24.3920	06/02/2004	24.39	24.39	0.00	LT15
379.8780		06/01/2004	379.88	379.88	0.00	LT15
ADDED UPDATE						
285.0100 FEDERAL NATL MTG ASSN GTD PASS THRU CTF POOL #555203 7 000% DTD - 31385WX87 - MINOR = 060						
SOLD		05/26/2009	285.01			
ACQ	17.1960	06/02/2004	17.20	17.20	0.00	LT15
267.8140		06/01/2004	267.81	267.81	0.00	LT15
ADDED UPDATE						
505.5300 FEDERAL NATL MTG ASSN GTD PASS THRU CTF POOL #555203 7.000% DTD - 31385WX87 - MINOR = 060						
SOLD		06/25/2009	505.53			
ACQ	30.5010	06/02/2004	30.50	30.50	0.00	LT15
475.0290		06/01/2004	475.03	475.03	0.00	LT15
ADDED UPDATE						
199.3100 FEDERAL NATL MTG ASSN GTD PASS THRU CTF POOL #555203 7 000% DTD - 31385WX87 - MINOR = 060						
SOLD		07/27/2009	199.31			
ACQ	12.0250	06/02/2004	12.03	12.03	0.00	LT15
187.2850		06/01/2004	187.29	187.28	0.00	LT15
ADDED UPDATE						

ACCT F064
FROM 01/01/2009
TO 12/31/2009

MARSHALL & ILSLEY TRUST COMPANY N A
STATEMENT OF CAPITAL GAINS AND LOSSES
SISTER IRMGARD DELFING CHAR TR

PAGE 63
RUN 05/12/2010
02 48 10 PM

TRUST YEAR ENDING 12/31/2009

TAX PREPARER NLH
TRUST ADMINISTRATOR RJC
INVESTMENT OFFICER MPC

LEGEND F - FEDERAL S - STATE I - INHERITED
E - EXEMPT FROM STATE U - ACQ COST UNKNOWN

PROPERTY DESCRIPTION	SHARES	DATE	SALES PRICE	COST BASIS	GAIN/LOSS	TERM
144 8500 FEDERAL NATL MTG ASSN GTD PASS THRU CTF POOL #555203 7 000% DTD - 31385WX87 - MINOR = 060						
SOLD		08/25/2009	144.85			
ACQ	8 7400	06/02/2004	8 74	8 74	0 00	LT15
136 1100		06/01/2004	136.11	136 11	0 00	LT15
ADDED UPDATE						
351 0700 FEDERAL NATL MTG ASSN GTD PASS THRU CTF POOL #555203 7 000% DTD - 31385WX87 - MINOR = 060						
SOLD		09/25/2009	351.07			
ACQ	21 1820	06/02/2004	21 18	21 18	0 00	LT15
329 8880		06/01/2004	329.89	329 89	0 00	LT15
ADDED UPDATE						
142 9200 FEDERAL NATL MTG ASSN GTD PASS THRU CTF POOL #555203 7 000% DTD - 31385WX87 - MINOR = 060						
SOLD		10/26/2009	142 92			
ACQ	8 6230	06/02/2004	8.62	8 62	0 00	LT15
134 2970		06/01/2004	134 30	134 30	0 00	LT15
ADDED UPDATE						
195 7200 FEDERAL NATL MTG ASSN GTD PASS THRU CTF POOL #555203 7 000% DTD - 31385WX87 - MINOR = 060						
SOLD		11/25/2009	195.72			
ACQ	11 8090	06/02/2004	11.81	11 81	0 00	LT15
183 9110		06/01/2004	183 91	183 91	0 00	LT15
247 7700 FEDERAL NATL MTG ASSN GTD PASS THRU CTF POOL #555203 7 000% DTD - 31385WX87 - MINOR = 060						
SOLD		12/28/2009	247.77			
ACQ	14 9490	06/02/2004	14 95	14 95	0 00	LT15
232 8210		06/01/2004	232.82	232.82	0 00	LT15
310 6100 FEDERAL HOME LN MTG CORP MULTICLASS MTG PARTN CTFS GTD 5 50% DTD - 31396ECH7 - MINOR = 054						
SOLD		01/15/2009	310.61			
ACQ	310 6100	10/17/2005	310.61	310 61	0 00	LT15
ADDED UPDATE						
985 1400 FEDERAL HOME LN MTG CORP MULTICLASS MTG PARTN CTFS GTD 5 50% DTD - 31396ECH7 - MINOR = 054						
SOLD		02/15/2009	985 14			
ACQ	985 1400	10/17/2005	985.14	985 14	0 00	LT15
ADDED UPDATE						
4834 0700 FEDERAL HOME LN MTG CORP MULTICLASS MTG PARTN CTFS GTD 5 50% DTD - 31396ECH7 - MINOR = 054						
SOLD		03/15/2009	4834 07			
ACQ	4834 0700	10/17/2005	4834 07	4834 07	0 00	LT15
ADDED UPDATE						
4949 6500 FEDERAL HOME LN MTG CORP MULTICLASS MTG PARTN CTFS GTD 5 50% DTD - 31396ECH7 - MINOR = 054						
SOLD		04/15/2009	4949 65			
ACQ	4949 6500	10/17/2005	4949 65	4949 65	0 00	LT15
ADDED UPDATE						
1979 8100 FEDERAL HOME LN MTG CORP MULTICLASS MTG PARTN CTFS GTD 5 50% DTD - 31396ECH7 - MINOR = 054						
SOLD		05/15/2009	1979 81			
ACQ	1979 8100	10/17/2005	1979 81	1979 81	0 00	LT15
ADDED UPDATE						
853 5400 FEDERAL HOME LN MTG CORP MULTICLASS MTG PARTN CTFS GTD 5 50% DTD - 31396ECH7 - MINOR = 054						
SOLD		06/15/2009	853 54			
ACQ	853 5400	10/17/2005	853 54	853 54	0 00	LT15
ADDED UPDATE						
833 4600 FEDERAL HOME LN MTG CORP MULTICLASS MTG PARTN CTFS GTD 5 50% DTD - 31396ECH7 - MINOR = 054						
SOLD		07/15/2009	833.46			
ACQ	833 4600	10/17/2005	833 46	833 46	0 00	LT15
ADDED UPDATE						
813 7600 FEDERAL HOME LN MTG CORP MULTICLASS MTG PARTN CTFS GTD 5 50% DTD - 31396ECH7 - MINOR = 054						
SOLD		08/15/2009	813.76			
ACQ	813 7600	10/17/2005	813 76	813 76	0 00	LT15
ADDED UPDATE						
794 4300 FEDERAL HOME LN MTG CORP MULTICLASS MTG PARTN CTFS GTD 5 50% DTD - 31396ECH7 - MINOR = 054						
SOLD		09/15/2009	794 43			
ACQ	794 4300	10/17/2005	794 43	794 43	0 00	LT15
ADDED UPDATE						
775 4600 FEDERAL HOME LN MTG CORP MULTICLASS MTG PARTN CTFS GTD 5 50% DTD - 31396ECH7 - MINOR = 054						
SOLD		10/15/2009	775 46			
ACQ	775 4600	10/17/2005	775 46	775 46	0 00	LT15
ADDED UPDATE						
756 8500 FEDERAL HOME LN MTG CORP MULTICLASS MTG PARTN CTFS GTD 5 50% DTD - 31396ECH7 - MINOR = 054						
SOLD		11/15/2009	756 85			
ACQ	756 8500	10/17/2005	756.85	756 85	0 00	LT15
738 6000 FEDERAL HOME LN MTG CORP MULTICLASS MTG PARTN CTFS GTD 5 50% DTD - 31396ECH7 - MINOR = 054						
SOLD		12/15/2009	738 60			
ACQ	738 6000	10/17/2005	738 60	738.60	0 00	LT15
529 5200 FEDERAL NATL MTG ASSN GTD PASSTHRU CTF POOL #720078 5 500% DTD - 31401V6P1 - MINOR = 060						
SOLD		01/26/2009	529 52			
ACQ	529 5200	03/11/2004	529 52	529 52	0 00	LT15
ADDED UPDATE						
123 8500 FEDERAL NATL MTG ASSN GTD PASSTHRU CTF POOL #720078 5 500% DTD - 31401V6P1 - MINOR = 060						
SOLD		02/25/2009	123 85			
ACQ	123 8500	03/11/2004	123.85	123 85	0 00	LT15
ADDED UPDATE						
339 6400 FEDERAL NATL MTG ASSN GTD PASSTHRU CTF POOL #720078 5 500% DTD - 31401V6P1 - MINOR = 060						
SOLD		03/25/2009	339.64			
ACQ	339 6400	03/11/2004	339.64	339.64	0 00	LT15
ADDED UPDATE						
698 5000 FEDERAL NATL MTG ASSN GTD PASSTHRU CTF POOL #720078 5 500% DTD - 31401V6P1 - MINOR = 060						
SOLD		04/27/2009	698.50			
ACQ	698 5000	03/11/2004	698.50	698 50	0 00	LT15
ADDED UPDATE						

ACCT F064
FROM 01/01/2009
TO 12/31/2009

MARSHALL & ILSLEY TRUST COMPANY N.A
STATEMENT OF CAPITAL GAINS AND LOSSES
SISTER IRMGARD DELFING CHAR TR

TRUST YEAR ENDING 12/31/2009

PAGE 64
RUN 05/12/2010
02:48:10 PM

TAX PREPARER NLH
TRUST ADMINISTRATOR RJC
INVESTMENT OFFICER MPC

LEGEND F - FEDERAL S - STATE I - INHERITED
E - EXEMPT FROM STATE U - ACQ COST UNKNOWN

PROPERTY DESCRIPTION	SHARES	DATE	SALES PRICE	COST BASIS	GAIN/LOSS	TERM
326.9100 FEDERAL NATL MTG ASSN GTD PASSTHRU CTF POOL #720078 5.500% DTD - 31401V6P1 - MINOR = 060						
SOLD		05/26/2009	326.91			
ACQ	326.9100	03/11/2004	326.91	326.91	0.00	LT15
ADDED UPDATE						
97.8300 FEDERAL NATL MTG ASSN GTD PASSTHRU CTF POOL #720078 5.500% DTD - 31401V6P1 - MINOR = 060						
SOLD		06/25/2009	97.83			
ACQ	97.8300	03/11/2004	97.83	97.83	0.00	LT15
ADDED UPDATE						
1002.0100 FEDERAL NATL MTG ASSN GTD PASSTHRU CTF POOL #720078 5.500% DTD - 31401V6P1 - MINOR = 060						
SOLD		07/27/2009	1002.01			
ACQ	1002.0100	03/11/2004	1002.01	1002.01	0.00	LT15
ADDED UPDATE						
361.6700 FEDERAL NATL MTG ASSN GTD PASSTHRU CTF POOL #720078 5.500% DTD - 31401V6P1 - MINOR = 060						
SOLD		08/25/2009	361.67			
ACQ	361.6700	03/11/2004	361.67	361.67	0.00	LT15
ADDED UPDATE						
341.0300 FEDERAL NATL MTG ASSN GTD PASSTHRU CTF POOL #720078 5.500% DTD - 31401V6P1 - MINOR = 060						
SOLD		09/25/2009	341.03			
ACQ	341.0300	03/11/2004	341.03	341.03	0.00	LT15
ADDED UPDATE						
977.4100 FEDERAL NATL MTG ASSN GTD PASSTHRU CTF POOL #720078 5.500% DTD - 31401V6P1 - MINOR = 060						
SOLD		10/26/2009	977.41			
ACQ	977.4100	03/11/2004	977.41	977.41	0.00	LT15
ADDED UPDATE						
298.6500 FEDERAL NATL MTG ASSN GTD PASSTHRU CTF POOL #720078 5.500% DTD - 31401V6P1 - MINOR = 060						
SOLD		11/25/2009	298.65			
ACQ	298.6500	03/11/2004	298.65	298.65	0.00	LT15
600.9700 FEDERAL NATL MTG ASSN GTD PASSTHRU CTF POOL #720078 5.500% DTD - 31401V6P1 - MINOR = 060						
SOLD		12/28/2009	600.97			
ACQ	600.9700	03/11/2004	600.97	600.97	0.00	LT15
418.3000 FEDERAL NATL MTG ASSN GTD PASSTHRU CTF POOL #749375 5.500% DTD - 31403HQ45 - MINOR = 060						
SOLD		01/26/2009	418.30			
ACQ	418.3000	03/12/2004	418.30	418.30	0.00	LT15
ADDED UPDATE						
38.0200 FEDERAL NATL MTG ASSN GTD PASSTHRU CTF POOL #749375 5.500% DTD - 31403HQ45 - MINOR = 060						
SOLD		02/25/2009	38.02			
ACQ	38.0200	03/12/2004	38.02	38.02	0.00	LT15
ADDED UPDATE						
389.8800 FEDERAL NATL MTG ASSN GTD PASSTHRU CTF POOL #749375 5.500% DTD - 31403HQ45 - MINOR = 060						
SOLD		03/25/2009	389.88			
ACQ	389.8800	03/12/2004	389.88	389.88	0.00	LT15
ADDED UPDATE						
808.3600 FEDERAL NATL MTG ASSN GTD PASSTHRU CTF POOL #749375 5.500% DTD - 31403HQ45 - MINOR = 060						
SOLD		04/27/2009	808.36			
ACQ	808.3600	03/12/2004	808.36	808.36	0.00	LT15
ADDED UPDATE						
379.5000 FEDERAL NATL MTG ASSN GTD PASSTHRU CTF POOL #749375 5.500% DTD - 31403HQ45 - MINOR = 060						
SOLD		05/26/2009	379.50			
ACQ	379.5000	03/12/2004	379.50	379.50	0.00	LT15
ADDED UPDATE						
38.1100 FEDERAL NATL MTG ASSN GTD PASSTHRU CTF POOL #749375 5.500% DTD - 31403HQ45 - MINOR = 060						
SOLD		06/25/2009	38.11			
ACQ	38.1100	03/12/2004	38.11	38.11	0.00	LT15
ADDED UPDATE						
39.1200 FEDERAL NATL MTG ASSN GTD PASSTHRU CTF POOL #749375 5.500% DTD - 31403HQ45 - MINOR = 060						
SOLD		07/27/2009	39.12			
ACQ	39.1200	03/12/2004	39.12	39.12	0.00	LT15
ADDED UPDATE						
467.4300 FEDERAL NATL MTG ASSN GTD PASSTHRU CTF POOL #749375 5.500% DTD - 31403HQ45 - MINOR = 060						
SOLD		08/25/2009	467.43			
ACQ	467.4300	03/12/2004	467.43	467.43	0.00	LT15
ADDED UPDATE						
36.3300 FEDERAL NATL MTG ASSN GTD PASSTHRU CTF POOL #749375 5.500% DTD - 31403HQ45 - MINOR = 060						
SOLD		09/25/2009	36.33			
ACQ	36.3300	03/12/2004	36.33	36.33	0.00	LT15
ADDED UPDATE						
766.3400 FEDERAL NATL MTG ASSN GTD PASSTHRU CTF POOL #749375 5.500% DTD - 31403HQ45 - MINOR = 060						
SOLD		10/26/2009	766.34			
ACQ	766.3400	03/12/2004	766.34	766.34	0.00	LT15
ADDED UPDATE						
35.6800 FEDERAL NATL MTG ASSN GTD PASSTHRU CTF POOL #749375 5.500% DTD - 31403HQ45 - MINOR = 060						
SOLD		11/25/2009	35.68			
ACQ	35.6800	03/12/2004	35.68	35.68	0.00	LT15
37.8800 FEDERAL NATL MTG ASSN GTD PASSTHRU CTF POOL #749375 5.500% DTD - 31403HQ45 - MINOR = 060						
SOLD		12/28/2009	37.88			
ACQ	37.8800	03/12/2004	37.88	37.88	0.00	LT15
40000.0000 GENERAL ELEC CAP CORP MEDIUM TERM NTS TRANCHE # TR 00762 5.25% DTD - 36962GZ31 - MINOR = 240						
SOLD		10/27/2009	40000.00			
ACQ	40000.0000	08/21/2007	40000.00	40000.00	0.00	LT15
40000.0000 INTERNATIONAL LEASE FIN CORP MEDIUM TERM NTS TRANCHE # TR 00587 5.65% - 45974VB49 - MINOR = 210						
SOLD		05/28/2009	30000.00			
ACQ	40000.0000	05/23/2007	30000.00	39931.20	-9931.20	LT15
40000.0000 INTERNATIONAL PAPER CO 7.95% DTD 06/04/2008 DUE 06/15/2018 - 460146CA9 - MINOR = 210						
SOLD		05/04/2009	37341.20			
ACQ	40000.0000	05/28/2008	37341.20	39995.20	-2654.00	ST

ACCT F064
FROM 01/01/2009
TO 12/31/2009

MARSHALL & ILSLEY TRUST COMPANY N.A
STATEMENT OF CAPITAL GAINS AND LOSSES
SISTER IRMGARD DELFING CHAR TR

PAGE 65

RUN 05/12/2010
02 48 10 PM

TRUST YEAR ENDING 12/31/2009

TAX PREPARER NLH
TRUST ADMINISTRATOR RJC
INVESTMENT OFFICER MPC

LEGEND F - FEDERAL S - STATE I - INHERITED
E - EXEMPT FROM STATE U - ACQ COST UNKNOWN

PROPERTY DESCRIPTION	SHARES	DATE	SALES PRICE	COST BASIS	GAIN/LOSS	TERM
40000 0000 KROGER CO NT 6 40% DTD 08/15/2007 DUE 08/15/2017 - 501044CG4 - MINOR = 210						
SOLD		04/27/2009	41946.80			
ACQ 40000 0000		09/21/2007	41946.80	40719 86	1226.94	LT15
5964 7520 MARSHALL SMALL CAP GROWTH FD I #964 - 572353522 - MINOR = 496						
SOLD		12/28/2009	84759.12			
ACQ 2844 7220		12/06/2007	40423 50	47213 98	-6790 48	LT15
	1564 7100	12/06/2007	22234 53	25969 56	-3735.03	LT15
	556 8920	02/17/2004	7913.43	8031 60	-118 17	LT15
	477 4640	02/03/2004	6784 76	6814 29	-29.53	LT15
	520 9640	02/25/2004	7402 90	7409 02	-6 12	LT15
11954 4250 MARSHALL MID CAP GROWTH FD CL I #963 - 572353530 - MINOR = 570						
SOLD		09/18/2009	161862 92			
ACQ 3462 6780		02/17/2004	46884 66	43918 93	2965 73	LT15
	8491 7470	03/09/2004	114978 26	105833 56	9144 70	LT15
32372 5840 MARSHALL LARGE CAP VALUE FD I #926 - 572353563 - MINOR = 571						
SOLD		09/18/2009	323725 84			
ACQ 23602 1850		03/09/2004	236021.85	341342 33	-105320 48	LT15
	8770 3990	02/17/2004	87703 99	126138 08	-38434 09	LT15
66218 0600 MARSHALL LARGE CAP VALUE FD I #926 - 572353563 - MINOR = 571						
SOLD		12/28/2009	678072 93			
ACQ 37536 6790		02/17/2004	384375 59	539861.92	-155486 33	LT15
	12603 1310	02/25/2004	129056 06	180000 00	-50943 94	LT15
	5251 3040	02/25/2004	53773 35	75000.00	-21226 65	LT15
	2115 3460	02/03/2004	21661 14	30000 00	-8338 86	LT15
	3954 8540	12/09/2004	40497 70	55098.50	-14600 80	LT15
	1343 6180	12/09/2004	13758 65	18719.10	-4960 45	LT15
	283 6580	12/09/2004	2904 66	3951 89	-1047 23	LT15
	96 3700	12/09/2004	986 83	1342 61	-355 78	LT15
	1216 9940	12/06/2007	12462 02	16930 64	-4468 62	LT15
	1816 1060	12/06/2007	18596 93	25265 39	-6668 46	LT15
40000 0000 PFIZER INC SR NT 5 35% DTD 03/24/2009 DUE 03/15/2015 - 717081DA8 - MINOR = 210						
SOLD		04/03/2009	42511 20			
ACQ 40000 0000		03/17/2009	42511 20	39950 00	2561 20	ST
45000 0000 SAFEWAY INC NT FLTG RATE DTD 03/28/2006 DUE - 786514BN8 - MINOR = 210						
SOLD		03/27/2009	44870 27			
ACQ 45000 0000		10/01/2007	44870 27	44870 27	0 00	LT15
40000 0000 SOUTH CAROLINA ELEC & GAS CO 6 50% DTD 10/02/2008 DUE 11/01/2018 - 837004CC2 - MINOR = 200						
SOLD		07/20/2009	45024 40			
ACQ 40000 0000		09/25/2008	45024 40	39885 20	5139 20	ST
40000 0000 TIME WARNER CABLE INC NT 5 40% DTD 07/02/2007 DUE 07/02/2012 - 88732JAG3 - MINOR = 210						
SOLD		07/01/2009	41212 12			
ACQ 40000 0000		12/22/2008	41212 12	37031 20	4180 92	ST
50000 0000 US TREASURY NOTE 5 000% DTD 08/15/01 DUE 08/15/2011 - 9128277B2 - MINOR = 030						
SOLD		05/08/2009	54441 24			
ACQ 50000 0000		03/04/2004	54441 24	51471 67	2969 57	LT15
50000 0000 US TREASURY NOTE 5 000% DTD 08/15/01 DUE 08/15/2011 - 9128277B2 - MINOR = 030						
SOLD		06/23/2009	54038 90			
ACQ 50000 0000		03/04/2004	54038 90	51395 80	2643 10	LT15
15000 0000 US TREASURY NOTE 4 000% DTD 03/15/05 DUE 03/15/2010 - 912828DP2 - MINOR = 030						
SOLD		02/20/2009	15358 97			
ACQ 15000 0000		03/23/2005	15358 97	14786 72	572 25	LT15
75000 0000 US TREASURY NOTE 4 000% DTD 03/15/05 DUE 03/15/2010 - 912828DP2 - MINOR = 030						
SOLD		05/04/2009	76349 50			
ACQ 30000 0000		03/23/2005	30539 80	29573 44	966 36	LT15
	45000 0000	03/23/2005	45809 70	44312 70	1497 00	LT15
50000 0000 US TREASURY NOTE 3 875% DTD 09/15/05 DUE 09/15/2010 - 912828EG1 - MINOR = 030						
SOLD		01/29/2009	52237.70			
ACQ 50000 0000		09/28/2005	52237.70	49453 13	2784 57	LT15
50000 0000 US TREASURY NOTE 3.875% DTD 09/15/05 DUE 09/15/2010 - 912828EG1 - MINOR = 030						
SOLD		02/02/2009	52248.21			
ACQ 50000 0000		09/28/2005	52248 21	49453 12	2795 09	LT15
50000 0000 US TREASURY NOTE 4 500% DTD 11/15/05 DUE 11/15/2015 - 912828EN6 - MINOR = 030						
SOLD		11/04/2009	54990 03			
ACQ 50000 0000		11/18/2005	54990.03	50015 69	4974 34	LT15
25000 0000 US TREASURY NOTE 4.875% DTD 04/30/2006 DUE 04/30/2011 - 912828FD7 - MINOR = 030						
SOLD		02/02/2009	27209 88			
ACQ 25000 0000		05/23/2006	27209.88	24911 13	2298 75	LT15
30000 0000 US TREASURY NOTE 4 875% DTD 04/30/2006 DUE 04/30/2011 - 912828FD7 - MINOR = 030						
SOLD		02/25/2009	32520 60			
ACQ 30000 0000		05/23/2006	32520 60	29893 36	2627 24	LT15
45000 0000 US TREASURY NOTE 4 875% DTD 04/30/2006 DUE 04/30/2011 - 912828FD7 - MINOR = 030						
SOLD		05/04/2009	48489.11			
ACQ 45000 0000		05/23/2006	48489 11	44840 04	3649 07	LT15
25000 0000 US TREASURY NOTE 4.875% DTD 04/30/2006 DUE 04/30/2011 - 912828FD7 - MINOR = 030						
SOLD		05/11/2009	26920 81			
ACQ 25000 0000		05/23/2006	26920 81	24911 13	2009 68	LT15
50000 0000 US TREASURY NOTE 4 875% DTD 04/30/2006 DUE 04/30/2011 - 912828FD7 - MINOR = 030						
SOLD		05/12/2009	53855 30			
ACQ 50000.0000		05/23/2006	53855 30	49822 27	4033 03	LT15
35000 0000 US TREASURY NOTE 4.875% DTD 04/30/2006 DUE 04/30/2011 - 912828FD7 - MINOR = 030						
SOLD		11/04/2009	37194 22			
ACQ 35000 0000		05/23/2006	37194 22	34875 58	2318 64	LT15
50000 0000 US TREASURY NOTE 4 875% DTD 04/30/2006 DUE 04/30/2011 - 912828FD7 - MINOR = 030						
SOLD		11/04/2009	53165 85			
ACQ 50000 0000		05/23/2006	53165 85	49822 27	3343 58	LT15

ACCT F064
FROM 01/01/2009
TO 12/31/2009

MARSHALL & ILSLEY TRUST COMPANY N A
STATEMENT OF CAPITAL GAINS AND LOSSES
SISTER IRMGARD DELFING CHAR TR

PAGE 66
RUN 05/12/2010
02.48 10 PM

TRUST YEAR ENDING 12/31/2009

TAX PREPARER NLH
TRUST ADMINISTRATOR RJC
INVESTMENT OFFICER MPC

LEGEND. F - FEDERAL S - STATE I - INHERITED
E - EXEMPT FROM STATE U - ACQ COST UNKNOWN

PROPERTY DESCRIPTION	SHARES	DATE	SALES PRICE	COST BASIS	GAIN/LOSS	TERM
105000 0000 US TREASURY NOTE 3 75% DTD 11/15/2008 DUE 11/15/2018 - 912828JR2 - MINOR = 030						
SOLD		03/18/2009	114736.69			
ACQ 40000 0000		01/07/2009	43709 22	44215 22	-506 00	ST
45000.0000		01/22/2009	49172.87	49446.23	-273 36	ST
20000 0000		01/29/2009	21854.61	21536.47	318 14	ST
40000 0000 US TREASURY NOTE 2 75% DTD 02/15/2009 DUE 02/15/2019 - 912828KD1 - MINOR = 030						
SOLD		05/27/2009	36829.53			
ACQ 40000 0000		04/03/2009	36829.53	39767 35	-2937 82	ST-W
40000 0000 US TREASURY NOTE 2 75% DTD 02/15/2009 DUE 02/15/2019 - 912828KD1 - MINOR = 030						
SOLD		07/21/2009	37587.34			
ACQ 40000 0000		04/24/2009	37587.34	39187.66	-1600 32	ST
40000 0000 US TREASURY NOTE 3 125% DTD 05/15/2009 DUE 05/15/2019 - 912828KQ2 - MINOR = 030						
SOLD		07/02/2009	38836.56			
ACQ 40000 0000		06/04/2009	38836.56	38278.29	558 27	ST
55000 0000 US TREASURY NOTE 3 125% DTD 05/15/2009 DUE 05/15/2019 - 912828KQ2 - MINOR = 030						
SOLD		08/19/2009	53452.50			
ACQ 10000.0000		06/04/2009	9718 64	9569.57	149 07	ST
45000.0000		08/06/2009	43733.86	42644 71	1089 15	ST
45000 0000 US TREASURY NOTE 2 625% DTD 02/28/2009 DUE 02/29/2016 - 912828KS8 - MINOR = 030						
SOLD		03/18/2009	46300 60			
ACQ 45000 0000		03/11/2009	46300.60	44880 65	1419 95	ST
40000 0000 US TREASURY NOTE 2 25% DTD 05/31/2009 DUE 05/31/2014 - 912828KV1 - MINOR = 030						
SOLD		07/10/2009	40085 47			
ACQ 40000 0000		06/19/2009	40085.47	38897.01	1188 46	ST
45000 0000 US TREASURY NOTE 3 625% DTD 08/15/2009 DUE 08/15/2019 - 912828LJ7 - MINOR = 030						
SOLD		11/19/2009	46068 57			
ACQ 45000.0000		10/23/2009	46068 57	45530 02	538 55	ST
45000 0000 US TREASURY NOTE 3 00% DTD 09/30/2009 DUE 09/30/2016 - 912828LP3 - MINOR = 030						
SOLD		11/25/2009	45762 71			
ACQ 45000 0000		10/29/2009	45762 71	44759 36	1003 35	ST
40000 0000 UNITEDHEALTH GROUP INC NT 4.125% DTD 08/16/2004 DUE 08/15/2009 - 91324PAK8 - MINOR = 240						
SOLD		08/15/2009	39802 40			
ACQ 40000.0000		03/19/2008	39802 40	39802 40	0 00	LT15
11084 9050 VANGUARD MID CAP INDEX FD CL I #864 - 922908835 - MINOR = 570						
SOLD		03/23/2009	123153 29			
ACQ 11084 9050		02/17/2004	123153 29	153747 63	-30594.34	LT15
40000.0000 VERIZON COMMUNICATIONS INC NT 8 75% DTD 11/04/2008 DUE 11/01/2018 - 92343VAQ7 - MINOR = 200						
SOLD		02/06/2009	47230.40			
ACQ 40000 0000		11/18/2008	47230.40	40237 16	6993.24	ST
40000 0000 VERIZON COMMUNICATIONS INC 6 35% DTD 03/27/2009 DUE 04/01/2019 - 92343VAV6 - MINOR = 200						
SOLD		07/24/2009	43706.00			
ACQ 40000 0000		03/24/2009	43706.00	39407.20	4298 80	ST
35000 0000 VODAFONE GROUP PLC NEW NT 5 00% DTD 09/22/2003 DUE 12/16/2013 - 92857WAF7 - MINOR = 290						
SOLD		03/26/2009	34868.36			
ACQ 35000 0000		09/21/2007	34868.36	33467.35	1401.01	LT15
50000 0000 VORNADO RLTY L P NT 4 50% DTD 08/16/2004 DUE 08/15/2009 - 929043AB3 - MINOR = 240						
SOLD		08/15/2009	49031.00			
ACQ 50000 0000		03/27/2008	49031.00	49031 00	0 00	LT15
40000 0000 WAL-MART STORES INC GLOBAL NT 4 125% DTD 02/18/2004 DUE 02/15/2011 - 931142BV4 - MINOR = 210						
SOLD		03/17/2009	41033.17			
ACQ 40000 0000		08/22/2007	41033.17	38629 20	2403 97	LT15
40000 0000 WASTE MGMT INC DEL SR NT 6 875% DTD 11/15/1999 DUE 05/15/2009 - 94106LAE9 - MINOR = 210						
SOLD		05/15/2009	40000.00			
ACQ 40000 0000		03/06/2008	40000 00	40000 00	0 00	LT15
40000 0000 WEATHERFORD INTL LTD 5 15% DTD 03/25/2008 DUE 03/15/2013 - 947075AC1 - MINOR = 290						
SOLD		07/29/2009	40954.80			
ACQ 40000 0000		03/19/2008	40954 80	39917 60	1037 20	LT15
34254 8780 WELLS FARGO ADVANTAGE MID CAP DISCIPLINED FUND - IV - 949915490 - MINOR = 570						
SOLD		09/18/2009	577537 24			
ACQ 34254 8780		11/19/2008	577537.24	416881 87	160655.37	ST
8034.0390 WESTPORT FDS SMALL CAP CL I - 961323409 - MINOR = 570						
SOLD		12/28/2009	169518 23			
ACQ 1782 1000		07/22/2005	37602 31	47029 62	-9427.31	LT15
3491 4330		03/02/2004	73669 24	79884 00	-6214.76	LT15
2760 5060		03/09/2004	58246.68	62884 32	-4637.64	LT15
TOTALS			4778805 98	5017861 16		

SUMMARY OF CAPITAL GAINS/LOSSES

FEDERAL	SHORT TERM	LONG TERM 28%	LONG TERM 15%	ST WASH SALE	LT WASH SALE	1250 GAIN
SUBTOTAL FROM ABOVE	205146 57	0 00	-441263.93	-2937 82	0.00	0 00*
COMMON TRUST FUND	0 00	0 00	0.00			0 00
CAPITAL GAIN DIVIDENDS	0.00	0 00	4599.88			0.00
	205146 57	0.00	-436664.05	-2937 82	0.00	0 00