



See a Social Security Number? Say Something!
Report Privacy Problems to <https://public.resource.org/privacy>
Or call the IRS Identity Theft Hotline at 1-800-908-4490



Return of Private Foundation

or Section 4947(a)(1) Nonexempt Charitable Trust

Treated as a Private Foundation

2009

Department of the Treasury
Internal Revenue Service


Note. The foundation may be able to use a copy of this return to satisfy state reporting requirements.

For calendar year 2009, or tax year beginning , and ending

G Check all that apply: ☐ Initial return ☐ Initial return of a former public charity ☐ Final return
☐ Amended return ☐ Address change ☐ Name change

Use the IRS label. Otherwise, print or type. See Specific Instructions	Name of foundation KAREN J. GLANERT CHARITABLE TRUST		A Employer identification number 39-6695585	
	Number and street (or P O box number if mail is not delivered to street address) 2933 WEST RANGE LINE COURT, UNIT 102N		Room/suite	B Telephone number (262) 242-3552
	City or town, state, and ZIP code MEQUON, WI 53092		C If exemption application is pending, check here <input type="checkbox"/>	
	H Check type of organization: <input checked="" type="checkbox"/> Section 501(c)(3) exempt private foundation <input type="checkbox"/> Section 4947(a)(1) nonexempt charitable trust <input type="checkbox"/> Other taxable private foundation		D 1 Foreign organizations, check here <input type="checkbox"/> 2 Foreign organizations meeting the 85% test, check here and attach computation <input type="checkbox"/>	
I Fair market value of all assets at end of year (from Part II, col (c), line 16) \$ 3,618,626. (Part I, column (d) must be on cash basis)		J Accounting method: <input checked="" type="checkbox"/> Cash <input type="checkbox"/> Accrual <input type="checkbox"/> Other (specify) _____		E If private foundation status was terminated under section 507(b)(1)(A), check here <input type="checkbox"/>
				F If the foundation is in a 60-month termination under section 507(b)(1)(B), check here <input type="checkbox"/>

Part I Analysis of Revenue and Expenses (The total of amounts in columns (b), (c), and (d) may not necessarily equal the amounts in column (a))		(a) Revenue and expenses per books	(b) Net investment income	(c) Adjusted net income	(d) Disbursements for charitable purposes (cash basis only)
1 Contributions, gifts, grants, etc., received				N/A	
2 Check <input checked="" type="checkbox"/> if the foundation is not required to attach Sch B					
3 Interest on savings and temporary cash investments					
4 Dividends and interest from securities		59,978.	59,408.		STATEMENT 1
5a Gross rents					
b Net rental income or (loss)					
6a Net gain or (loss) from sale of assets not on line 10		-213,237.			
b Gross sales price for all assets on line 6a 1,104,519.					
7 Capital gain net income (from Part IV, line 2)			0.		
8 Net short-term capital gain					
9 Income modifications					
10a Gross sales less returns and allowances					
b Less Cost of goods sold					
c Gross profit or (loss)					
11 Other income					
12 Total Add lines 1 through 11		-153,259.	59,408.		
13 Compensation of officers, directors, trustees, etc		0.	0.		0.
14 Other employee salaries and wages					
15 Pension plans, employee benefits					
16a Legal fees					
b Accounting fees STMT 2		3,482.	0.		3,482.
c Other professional fees					
17 Interest					
18 Taxes STMT 3		131.	131.		0.
19 Depreciation and depletion					
20 Occupancy					
21 Travel, conferences, and meetings					
22 Printing and publications					
23 Other expenses STMT 4		21,581.	21,581.		0.
24 Total operating and administrative expenses Add lines 13 through 23		25,194.	21,712.		3,482.
25 Contributions, gifts, grants paid		205,351.			205,351.
26 Total expenses and disbursements Add lines 24 and 25		230,545.	21,712.		208,833.
27 Subtract line 26 from line 12:					
a Excess of revenue over expenses and disbursements		-383,804.			
b Net investment income (if negative, enter -0-)			37,696.		
c Adjusted net income (if negative, enter -0-)				N/A	



Q23

Part II Balance Sheets

Attached schedules and amounts in the description column should be for end-of-year amounts only

		Beginning of year	End of year	
		(a) Book Value	(b) Book Value	(c) Fair Market Value
Assets	1 Cash - non-interest-bearing	1,368,731.	120,627.	120,627.
	2 Savings and temporary cash investments			
	3 Accounts receivable ▶			
	Less: allowance for doubtful accounts ▶			
	4 Pledges receivable ▶			
	Less: allowance for doubtful accounts ▶			
	5 Grants receivable			
	6 Receivables due from officers, directors, trustees, and other disqualified persons			
	7 Other notes and loans receivable ▶			
	Less: allowance for doubtful accounts ▶			
	8 Inventories for sale or use			
	9 Prepaid expenses and deferred charges			
	10a Investments - U.S. and state government obligations			
	b Investments - corporate stock STMT 5	1,086,806.	2,049,209.	2,458,108.
	c Investments - corporate bonds			
11 Investments - land, buildings, and equipment basis ▶				
Less: accumulated depreciation ▶				
12 Investments - mortgage loans				
13 Investments - other STMT 6	1,295,911.	1,200,000.	1,021,239.	
14 Land, buildings, and equipment basis ▶				
Less: accumulated depreciation ▶				
15 Other assets (describe ▶ STATEMENT 7)	20,844.	18,652.	18,652.	
16 Total assets (to be completed by all filers)	3,772,292.	3,388,488.	3,618,626.	
Liabilities	17 Accounts payable and accrued expenses			
	18 Grants payable			
	19 Deferred revenue			
	20 Loans from officers, directors, trustees, and other disqualified persons			
	21 Mortgages and other notes payable			
	22 Other liabilities (describe ▶)			
23 Total liabilities (add lines 17 through 22)	0.	0.		
Net Assets or Fund Balances	Foundations that follow SFAS 117, check here ▶ <input type="checkbox"/> and complete lines 24 through 26 and lines 30 and 31			
	24 Unrestricted			
	25 Temporarily restricted			
	26 Permanently restricted			
	Foundations that do not follow SFAS 117, check here ▶ <input checked="" type="checkbox"/> and complete lines 27 through 31			
	27 Capital stock, trust principal, or current funds	0.	0.	
	28 Paid-in or capital surplus, or land, bldg., and equipment fund	0.	0.	
	29 Retained earnings, accumulated income, endowment, or other funds	3,772,292.	3,388,488.	
30 Total net assets or fund balances	3,772,292.	3,388,488.		
31 Total liabilities and net assets/fund balances	3,772,292.	3,388,488.		

Part III Analysis of Changes in Net Assets or Fund Balances

1 Total net assets or fund balances at beginning of year - Part II, column (a), line 30 (must agree with end-of-year figure reported on prior year's return)	1	3,772,292.
2 Enter amount from Part I, line 27a	2	-383,804.
3 Other increases not included in line 2 (itemize) ▶	3	0.
4 Add lines 1, 2, and 3	4	3,388,488.
5 Decreases not included in line 2 (itemize) ▶	5	0.
6 Total net assets or fund balances at end of year (line 4 minus line 5) - Part II, column (b), line 30	6	3,388,488.

Part IV Capital Gains and Losses for Tax on Investment Income

(a) List and describe the kind(s) of property sold (e.g., real estate, 2-story brick warehouse; or common stock, 200 shs. MLC Co.)	(b) How acquired P - Purchase D - Donation	(c) Date acquired (mo., day, yr.)	(d) Date sold (mo., day, yr.)
1a			
b SEE ATTACHED STATEMENT			
c			
d			
e			

(e) Gross sales price	(f) Depreciation allowed (or allowable)	(g) Cost or other basis plus expense of sale	(h) Gain or (loss) (e) plus (f) minus (g)
a			
b			
c			
d			
e 1,104,519.		1,317,756.	-213,237.

Complete only for assets showing gain in column (h) and owned by the foundation on 12/31/69

(i) F.M.V. as of 12/31/69	(j) Adjusted basis as of 12/31/69	(k) Excess of col. (i) over col. (j), if any	(l) Gains (Col. (h) gain minus col. (k), but not less than -0-) or Losses (from col. (h))
a			
b			
c			
d			
e			-213,237.

2 Capital gain net income or (net capital loss) { If gain, also enter in Part I, line 7 If (loss), enter -0- in Part I, line 7 }	2	-213,237.
3 Net short-term capital gain or (loss) as defined in sections 1222(5) and (6): If gain, also enter in Part I, line 8, column (c). If (loss), enter -0- in Part I, line 8	3	N/A

Part V Qualification Under Section 4940(e) for Reduced Tax on Net Investment Income

(For optional use by domestic private foundations subject to the section 4940(a) tax on net investment income.)

If section 4940(d)(2) applies, leave this part blank.

Was the foundation liable for the section 4942 tax on the distributable amount of any year in the base period?

☐ Yes ☒ No

If "Yes," the foundation does not qualify under section 4940(e). Do not complete this part.

1 Enter the appropriate amount in each column for each year; see instructions before making any entries.

(a) Base period years Calendar year (or tax year beginning in)	(b) Adjusted qualifying distributions	(c) Net value of noncharitable-use assets	(d) Distribution ratio (col. (b) divided by col. (c))
2008	239,895.	4,125,867.	.058144
2007	250,000.	5,131,715.	.048717
2006	250,000.	5,018,419.	.049816
2005	234,164.	4,906,628.	.047724
2004	212,310.	4,744,753.	.044746

2 Total of line 1, column (d)	2	.249147
3 Average distribution ratio for the 5-year base period - divide the total on line 2 by 5, or by the number of years the foundation has been in existence if less than 5 years	3	.049829
4 Enter the net value of noncharitable-use assets for 2009 from Part X, line 5	4	3,300,702.
5 Multiply line 4 by line 3	5	164,471.
6 Enter 1% of net investment income (1% of Part I, line 27b)	6	377.
7 Add lines 5 and 6	7	164,848.
8 Enter qualifying distributions from Part XII, line 4	8	208,833.

If line 8 is equal to or greater than line 7, check the box in Part VI, line 1b, and complete that part using a 1% tax rate.
See the Part VI instructions.

Part VI Excise Tax Based on Investment Income (Section 4940(a), 4940(b), 4940(e), or 4948 - see instructions)

1a Exempt operating foundations described in section 4940(d)(2), check here <input type="checkbox"/> and enter "N/A" on line 1. Date of ruling or determination letter: _____ (attach copy of letter if necessary-see instructions)		1	377.
b Domestic foundations that meet the section 4940(e) requirements in Part V, check here <input checked="" type="checkbox"/> and enter 1% of Part I, line 27b			
c All other domestic foundations enter 2% of line 27b. Exempt foreign organizations enter 4% of Part I, line 12, col. (b)			
2 Tax under section 511 (domestic section 4947(a)(1) trusts and taxable foundations only. Others enter -0-)		2	0.
3 Add lines 1 and 2		3	377.
4 Subtitle A (income) tax (domestic section 4947(a)(1) trusts and taxable foundations only. Others enter -0-)		4	0.
5 Tax based on investment income Subtract line 4 from line 3. If zero or less, enter -0-		5	377.
6 Credits/Payments:			
a 2009 estimated tax payments and 2008 overpayment credited to 2009	6a	800.	
b Exempt foreign organizations - tax withheld at source	6b		
c Tax paid with application for extension of time to file (Form 8868)	6c		
d Backup withholding erroneously withheld	6d		
7 Total credits and payments. Add lines 6a through 6d	7	800.	
8 Enter any penalty for underpayment of estimated tax. Check here <input type="checkbox"/> if Form 2220 is attached	8		
9 Tax due If the total of lines 5 and 8 is more than line 7, enter amount owed	9		
10 Overpayment If line 7 is more than the total of lines 5 and 8, enter the amount overpaid	10	423.	
11 Enter the amount of line 10 to be: Credited to 2010 estimated tax <input checked="" type="checkbox"/> Refunded <input type="checkbox"/>	11	0.	

Part VII-A Statements Regarding Activities

	Yes	No
1a During the tax year, did the foundation attempt to influence any national, state, or local legislation or did it participate or intervene in any political campaign?		X
1b Did it spend more than \$100 during the year (either directly or indirectly) for political purposes (see instructions for definition)? If the answer is "Yes" to 1a or 1b, attach a detailed description of the activities and copies of any materials published or distributed by the foundation in connection with the activities		X
1c Did the foundation file Form 1120-POL for this year?		X
d Enter the amount (if any) of tax on political expenditures (section 4955) imposed during the year: (1) On the foundation. <input checked="" type="checkbox"/> \$ 0. (2) On foundation managers. <input checked="" type="checkbox"/> \$ 0.		
e Enter the reimbursement (if any) paid by the foundation during the year for political expenditure tax imposed on foundation managers. <input checked="" type="checkbox"/> \$ 0.		
2 Has the foundation engaged in any activities that have not previously been reported to the IRS? If "Yes," attach a detailed description of the activities		X
3 Has the foundation made any changes, not previously reported to the IRS, in its governing instrument, articles of incorporation, or bylaws, or other similar instruments? If "Yes," attach a conformed copy of the changes		X
4a Did the foundation have unrelated business gross income of \$1,000 or more during the year?		X
b If "Yes," has it filed a tax return on Form 990-T for this year?		
5 Was there a liquidation, termination, dissolution, or substantial contraction during the year? If "Yes," attach the statement required by General Instruction T		X
6 Are the requirements of section 508(e) (relating to sections 4941 through 4945) satisfied either: • By language in the governing instrument, or • By state legislation that effectively amends the governing instrument so that no mandatory directions that conflict with the state law remain in the governing instrument?	X	
7 Did the foundation have at least \$5,000 in assets at any time during the year? If "Yes," complete Part II, col (c), and Part XV	X	
8a Enter the states to which the foundation reports or with which it is registered (see instructions) <input checked="" type="checkbox"/> WI		
b If the answer is "Yes" to line 7, has the foundation furnished a copy of Form 990-PF to the Attorney General (or designate) of each state as required by General Instruction G? If "No," attach explanation	X	
9 Is the foundation claiming status as a private operating foundation within the meaning of section 4942(j)(3) or 4942(j)(5) for calendar year 2009 or the taxable year beginning in 2009 (see instructions for Part XIV)? If "Yes," complete Part XIV		X
10 Did any persons become substantial contributors during the tax year? If "Yes," attach a schedule listing their names and addresses		X

Part VII-A Statements Regarding Activities (continued)

11	At any time during the year, did the foundation, directly or indirectly, own a controlled entity within the meaning of section 512(b)(13)? If "Yes," attach schedule (see instructions)	11		X
12	Did the foundation acquire a direct or indirect interest in any applicable insurance contract before August 17, 2008?	12		X
13	Did the foundation comply with the public inspection requirements for its annual returns and exemption application? Website address ► <u>N/A</u>	13	X	
14	The books are in care of ► <u>HILL, BARTH & KING LLC</u> Telephone no. ► <u>(239) 263-2111</u> Located at ► <u>3838 TAMIAMI TRAIL NORTH, SUITE 200, NAPLES, FL</u> ZIP+4 ► <u>34103</u>			
15	Section 4947(a)(1) nonexempt charitable trusts filing Form 990-PF in lieu of Form 1041 - Check here and enter the amount of tax-exempt interest received or accrued during the year		15	N/A

Part VII-B Statements Regarding Activities for Which Form 4720 May Be Required

File Form 4720 if any item is checked in the "Yes" column, unless an exception applies.

	Yes	No
1a During the year did the foundation (either directly or indirectly):		
(1) Engage in the sale or exchange, or leasing of property with a disqualified person?	<input type="checkbox"/> Yes <input checked="" type="checkbox"/> No	
(2) Borrow money from, lend money to, or otherwise extend credit to (or accept it from) a disqualified person?	<input type="checkbox"/> Yes <input checked="" type="checkbox"/> No	
(3) Furnish goods, services, or facilities to (or accept them from) a disqualified person?	<input type="checkbox"/> Yes <input checked="" type="checkbox"/> No	
(4) Pay compensation to, or pay or reimburse the expenses of, a disqualified person?	<input type="checkbox"/> Yes <input checked="" type="checkbox"/> No	
(5) Transfer any income or assets to a disqualified person (or make any of either available for the benefit or use of a disqualified person)?	<input type="checkbox"/> Yes <input checked="" type="checkbox"/> No	
(6) Agree to pay money or property to a government official? (Exception. Check "No" if the foundation agreed to make a grant to or to employ the official for a period after termination of government service, if terminating within 90 days.)	<input type="checkbox"/> Yes <input checked="" type="checkbox"/> No	
b If any answer is "Yes" to 1a(1)-(6), did any of the acts fail to qualify under the exceptions described in Regulations section 53.4941(d)-3 or in a current notice regarding disaster assistance (see page 20 of the instructions)? Organizations relying on a current notice regarding disaster assistance check here	N/A	1b
c Did the foundation engage in a prior year in any of the acts described in 1a, other than excepted acts, that were not corrected before the first day of the tax year beginning in 2009?		1c
2 Taxes on failure to distribute income (section 4942) (does not apply for years the foundation was a private operating foundation defined in section 4942(j)(3) or 4942(j)(5)):		
a At the end of tax year 2009, did the foundation have any undistributed income (lines 6d and 6e, Part XIII) for tax year(s) beginning before 2009?	<input type="checkbox"/> Yes <input checked="" type="checkbox"/> No	
If "Yes," list the years ► _____, _____, _____		
b Are there any years listed in 2a for which the foundation is not applying the provisions of section 4942(a)(2) (relating to incorrect valuation of assets) to the year's undistributed income? (If applying section 4942(a)(2) to all years listed, answer "No" and attach statement - see instructions.)	N/A	2b
c If the provisions of section 4942(a)(2) are being applied to any of the years listed in 2a, list the years here. ► _____, _____, _____		
3a Did the foundation hold more than a 2% direct or indirect interest in any business enterprise at any time during the year?	<input type="checkbox"/> Yes <input checked="" type="checkbox"/> No	
b If "Yes," did it have excess business holdings in 2009 as a result of (1) any purchase by the foundation or disqualified persons after May 26, 1969, (2) the lapse of the 5-year period (or longer period approved by the Commissioner under section 4943(c)(7)) to dispose of holdings acquired by gift or bequest; or (3) the lapse of the 10-, 15-, or 20-year first phase holding period? (Use Schedule C, Form 4720, to determine if the foundation had excess business holdings in 2009.)	N/A	3b
4a Did the foundation invest during the year any amount in a manner that would jeopardize its charitable purposes?		4a
b Did the foundation make any investment in a prior year (but after December 31, 1969) that could jeopardize its charitable purpose that had not been removed from jeopardy before the first day of the tax year beginning in 2009?		4b

Form 990-PF (2009)

Part VII-B Statements Regarding Activities for Which Form 4720 May Be Required (continued)**5a** During the year did the foundation pay or incur any amount to:

(1) Carry on propaganda, or otherwise attempt to influence legislation (section 4945(e))?

☐ Yes ☒ No

(2) Influence the outcome of any specific public election (see section 4955); or to carry on, directly or indirectly, any voter registration drive?

☐ Yes ☒ No

(3) Provide a grant to an individual for travel, study, or other similar purposes?

☐ Yes ☒ No

(4) Provide a grant to an organization other than a charitable, etc., organization described in section 509(a)(1), (2), or (3), or section 4940(d)(2)?

☐ Yes ☒ No

(5) Provide for any purpose other than religious, charitable, scientific, literary, or educational purposes, or for the prevention of cruelty to children or animals?

☐ Yes ☒ No**b** If any answer is "Yes" to 5a(1)-(5), did any of the transactions fail to qualify under the exceptions described in Regulations section 53.4945 or in a current notice regarding disaster assistance (see instructions)?

N/A

Organizations relying on a current notice regarding disaster assistance check here

☒**c** If the answer is "Yes" to question 5a(4), does the foundation claim exemption from the tax because it maintained expenditure responsibility for the grant?

N/A

☐ Yes ☐ No

If "Yes," attach the statement required by Regulations section 53.4945-5(d)

6a Did the foundation, during the year, receive any funds, directly or indirectly, to pay premiums on a personal benefit contract?☐ Yes ☒ No**b** Did the foundation, during the year, pay premiums, directly or indirectly, on a personal benefit contract?

If "Yes" to 6b, file Form 8870

6b

X

7a At any time during the tax year, was the foundation a party to a prohibited tax shelter transaction?☐ Yes ☒ No**b** If yes, did the foundation receive any proceeds or have any net income attributable to the transaction?

N/A

7b

Part VIII Information About Officers, Directors, Trustees, Foundation Managers, Highly Paid Employees, and Contractors**1** List all officers, directors, trustees, foundation managers and their compensation.

(a) Name and address	(b) Title, and average hours per week devoted to position	(c) Compensation (If not paid, enter -0-)	(d) Contributions to employee benefit plans and deferred compensation	(e) Expense account, other allowances
KAREN J. GLANERT 2933 WEST RANGE LINE COURT #102N MEQUON, WI 53092	TRUSTEE 1.00	0.	0.	0.
JENNIFER G. CALLAHAN 2201 MONACO PARKWAY DENVER, CO 80207-3952	TRUSTEE 1.00	0.	0.	0.

2 Compensation of five highest-paid employees (other than those included on line 1). If none, enter "NONE."

(a) Name and address of each employee paid more than \$50,000	(b) Title, and average hours per week devoted to position	(c) Compensation	(d) Contributions to employee benefit plans and deferred compensation	(e) Expense account, other allowances
NONE				

Total number of other employees paid over \$50,000

0

Form 990-PF (2009)

Part X Minimum Investment Return (All domestic foundations must complete this part. Foreign foundations, see instructions.)

1	Fair market value of assets not used (or held for use) directly in carrying out charitable, etc., purposes.		
a	Average monthly fair market value of securities	1a	2,933,946.
b	Average of monthly cash balances	1b	417,020.
c	Fair market value of all other assets	1c	
d	Total (add lines 1a, b, and c)	1d	3,350,966.
e	Reduction claimed for blockage or other factors reported on lines 1a and 1c (attach detailed explanation)	1e	0.
2	Acquisition indebtedness applicable to line 1 assets	2	0.
3	Subtract line 2 from line 1d	3	3,350,966.
4	Cash deemed held for charitable activities. Enter 1 1/2% of line 3 (for greater amount, see instructions)	4	50,264.
5	Net value of noncharitable-use assets Subtract line 4 from line 3. Enter here and on Part V, line 4	5	3,300,702.
6	Minimum investment return Enter 5% of line 5	6	165,035.

Part XI Distributable Amount (see instructions) (Section 4942(j)(3) and (j)(5) private operating foundations and certain foreign organizations check here ☐ and do not complete this part.)

1	Minimum investment return from Part X, line 6	1	165,035.
2a	Tax on investment income for 2009 from Part VI, line 5	2a	377.
b	Income tax for 2009. (This does not include the tax from Part VI.)	2b	
c	Add lines 2a and 2b	2c	377.
3	Distributable amount before adjustments. Subtract line 2c from line 1	3	164,658.
4	Recoveries of amounts treated as qualifying distributions	4	0.
5	Add lines 3 and 4	5	164,658.
6	Deduction from distributable amount (see instructions)	6	0.
7	Distributable amount as adjusted. Subtract line 6 from line 5. Enter here and on Part XIII, line 1	7	164,658.

Part XII Qualifying Distributions (see instructions)

1	Amounts paid (including administrative expenses) to accomplish charitable, etc., purposes.		
a	Expenses, contributions, gifts, etc. - total from Part I, column (d), line 26	1a	208,833.
b	Program-related investments - total from Part IX-B	1b	0.
2	Amounts paid to acquire assets used (or held for use) directly in carrying out charitable, etc., purposes	2	
3	Amounts set aside for specific charitable projects that satisfy the:		
a	Suitability test (prior IRS approval required)	3a	
b	Cash distribution test (attach the required schedule)	3b	
4	Qualifying distributions Add lines 1a through 3b. Enter here and on Part V, line 8, and Part XIII, line 4	4	208,833.
5	Foundations that qualify under section 4940(e) for the reduced rate of tax on net investment income. Enter 1% of Part I, line 27b	5	377.
6	Adjusted qualifying distributions Subtract line 5 from line 4	6	208,456.

Note The amount on line 6 will be used in Part V, column (b), in subsequent years when calculating whether the foundation qualifies for the section 4940(e) reduction of tax in those years.

Part XIII Undistributed Income (see instructions)

	(a) Corpus	(b) Years prior to 2008	(c) 2008	(d) 2009
1 Distributable amount for 2009 from Part XI, line 7				164,658.
2 Undistributed income, if any, as of the end of 2009				
a Enter amount for 2008 only			205,351.	
b Total for prior years:		0.		
3 Excess distributions carryover, if any, to 2009:				
a From 2004				
b From 2005				
c From 2006				
d From 2007				
e From 2008				
f Total of lines 3a through e	0.			
4 Qualifying distributions for 2009 from Part XII, line 4: ► \$ 208,833.				
a Applied to 2008, but not more than line 2a			205,351.	
b Applied to undistributed income of prior years (Election required - see instructions)		0.		
c Treated as distributions out of corpus (Election required - see instructions)	0.			
d Applied to 2009 distributable amount				3,482.
e Remaining amount distributed out of corpus	0.			
5 Excess distributions carryover applied to 2009 (If an amount appears in column (d), the same amount must be shown in column (a).)	0.			0.
6 Enter the net total of each column as indicated below	0.			
a Corpus Add lines 3f, 4c, and 4e Subtract line 5	0.			
b Prior years' undistributed income. Subtract line 4b from line 2b		0.		
c Enter the amount of prior years' undistributed income for which a notice of deficiency has been issued, or on which the section 4942(a) tax has been previously assessed		0.		
d Subtract line 6c from line 6b. Taxable amount - see instructions		0.		
e Undistributed income for 2008. Subtract line 4a from line 2a. Taxable amount - see instr.			0.	
f Undistributed income for 2009. Subtract lines 4d and 5 from line 1. This amount must be distributed in 2010				161,176.
7 Amounts treated as distributions out of corpus to satisfy requirements imposed by section 170(b)(1)(F) or 4942(g)(3)	0.			
8 Excess distributions carryover from 2004 not applied on line 5 or line 7	0.			
9 Excess distributions carryover to 2010 Subtract lines 7 and 8 from line 6a	0.			
10 Analysis of line 9:				
a Excess from 2005				
b Excess from 2006				
c Excess from 2007				
d Excess from 2008				
e Excess from 2009				

Part XIV Private Operating Foundations (see instructions and Part VII-A, question 9)

N/A

- 1 a If the foundation has received a ruling or determination letter that it is a private operating foundation, and the ruling is effective for 2009, enter the date of the ruling



- b Check box to indicate whether the foundation is a private operating foundation described in section ☐ 4942(j)(3) or ☐ 4942(j)(5)

	Tax year	Prior 3 years			(e) Total
	(a) 2009	(b) 2008	(c) 2007	(d) 2006	
2 a Enter the lesser of the adjusted net income from Part I or the minimum investment return from Part X for each year listed					
b 85% of line 2a					
c Qualifying distributions from Part XII, line 4 for each year listed					
d Amounts included in line 2c not used directly for active conduct of exempt activities					
e Qualifying distributions made directly for active conduct of exempt activities. Subtract line 2d from line 2c					
3 Complete 3a, b, or c for the alternative test relied upon:					
a "Assets" alternative test - enter:					
(1) Value of all assets					
(2) Value of assets qualifying under section 4942(j)(3)(B)(i)					
b "Endowment" alternative test - enter 2/3 of minimum investment return shown in Part X, line 6 for each year listed					
c "Support" alternative test - enter:					
(1) Total support other than gross investment income (interest, dividends, rents, payments on securities loans (section 512(a)(5)), or royalties)					
(2) Support from general public and 5 or more exempt organizations as provided in section 4942(j)(3)(B)(iii)					
(3) Largest amount of support from an exempt organization					
(4) Gross investment income					

Part XV Supplementary Information (Complete this part only if the foundation had \$5,000 or more in assets at any time during the year-see the instructions.)**1 Information Regarding Foundation Managers:**

- a List any managers of the foundation who have contributed more than 2% of the total contributions received by the foundation before the close of any tax year (but only if they have contributed more than \$5,000) (See section 507(d)(2).)

KAREN J. GLANERT

- b List any managers of the foundation who own 10% or more of the stock of a corporation (or an equally large portion of the ownership of a partnership or other entity) of which the foundation has a 10% or greater interest.

NONE

2 Information Regarding Contribution, Grant, Gift, Loan, Scholarship, etc., Programs:

Check here ☒ if the foundation only makes contributions to preselected charitable organizations and does not accept unsolicited requests for funds. If the foundation makes gifts, grants, etc. (see instructions) to individuals or organizations under other conditions, complete items 2a, b, c, and d.

- a The name, address, and telephone number of the person to whom applications should be addressed:

- b The form in which applications should be submitted and information and materials they should include:

- c Any submission deadlines:

- d Any restrictions or limitations on awards, such as by geographical areas, charitable fields, kinds of institutions, or other factors:

3 Grants and Contributions Paid During the Year or Approved for Future Payment

Part XVII Information Regarding Transfers To and Transactions and Relationships With Noncharitable Exempt Organizations




- | | | Yes | No |
|----------|--|-----|----|
| 1 | Did the organization directly or indirectly engage in any of the following with any other organization described in section 501(c) of the Code (other than section 501(c)(3) organizations) or in section 527, relating to political organizations? | | |
| a | Transfers from the reporting foundation to a noncharitable exempt organization of: | | |
| | (1) Cash | | X |
| | (2) Other assets | | X |
| b | Other transactions: | | |
| | (1) Sales of assets to a noncharitable exempt organization | | X |
| | (2) Purchases of assets from a noncharitable exempt organization | | X |
| | (3) Rental of facilities, equipment, or other assets | | X |
| | (4) Reimbursement arrangements | | X |
| | (5) Loans or loan guarantees | | X |
| | (6) Performance of services or membership or fundraising solicitations | | X |
| c | Sharing of facilities, equipment, mailing lists, other assets, or paid employees | | X |
| d | If the answer to any of the above is "Yes," complete the following schedule. Column (b) should always show the fair market value of the goods, other assets, or services given by the reporting foundation. If the foundation received less than fair market value in any transaction or sharing arrangement, show in column (d) the value of the goods, other assets, or services received. | | |

[illegible]

- 2a** Is the foundation directly or indirectly affiliated with, or related to, one or more tax-exempt organizations described in section 501(c) of the Code (other than section 501(c)(3)) or in section 527? ☐ Yes ☒ No
- b** If "Yes," complete the following schedule.

(a) Name of organization	(b) Type of organization	(c) Description of relationship
N/A		

Under penalties of perjury, I declare that I have examined this return, including accompanying schedules and statements, and to the best of my knowledge and belief, it is true, correct, and complete. Declaration of preparer (other than taxpayer or fiduciary) is based on all information of which preparer has any knowledge.

Sign Here	 Signature of officer or trustee		 Date		TRUSTEE Title	
	Paid Preparer's Use Only	Preparer's signature 			Date 05/12/10	
Firm's name (or yours if self-employed), address, and ZIP code HILL, BARTH & KING LLC 3838 TAMiami TRAIL NORTH NAPLES, FL 34103				Check if self-employed <input type="checkbox"/> Preparer's identifying number EIN Phone no. 239-263-2111		

Form **990-PF** (2009)

Part IV Capital Gains and Losses for Tax on Investment Income

(a) List and describe the kind(s) of property sold, e.g., real estate, 2-story brick warehouse; or common stock, 200 shs. MLC Co.		(b) How acquired P - Purchase D - Donation	(c) Date acquired (mo., day, yr.)	(d) Date sold (mo., day, yr.)
1a	FIDELITY-6862-SEE ATTACHED	P	VARIOUS	VARIOUS
b	FIDELITY-6862-SEE ATTACHED	P	VARIOUS	VARIOUS
c	FIDELITY-6854-SEE ATTACHED	P	VARIOUS	VARIOUS
d	FIDELITY-6854-SEE ATTACHED	P	VARIOUS	VARIOUS
e	FIDELITY-1123-SEE ATTACHED	P	VARIOUS	VARIOUS
f	FIDELITY-6870-SEE ATTACHED	P	VARIOUS	VARIOUS
g	FIDELITY-6870-SEE ATTACHED	P	VARIOUS	VARIOUS
h	ABB LTD SPONSORED ADR	P	12/05/08	01/06/09
i	ST JUDE MED INC COM	P	10/24/08	01/06/09
j	OMNICARE INC COM	P	07/23/07	01/06/09
k	UBS ENTITLEMENT- 9352	P	VARIOUS	VARIOUS
l	CAPITAL GAINS DIVIDENDS			
m				
n				
o				

(e) Gross sales price	(f) Depreciation allowed (or allowable)	(g) Cost or other basis plus expense of sale	(h) Gain or (loss) (e) plus (f) minus (g)
a	87,516.	66,814.	20,702.
b	106,641.	142,813.	-36,172.
c	98,561.	131,431.	-32,870.
d	57,278.	80,074.	-22,796.
e	391,218.	383,033.	8,185.
f	226,241.	156,652.	69,589.
g	132,845.	257,431.	-124,586.
h	985.	728.	257.
i	2,415.	2,516.	-101.
j	276.	353.	-77.
k		95,911.	-95,911.
l	543.		543.
m			
n			
o			

Complete only for assets showing gain in column (h) and owned by the foundation on 12/31/69

(i) F.M.V. as of 12/31/69	(j) Adjusted basis as of 12/31/69	(k) Excess of col. (i) over col. (j), if any	(l) Losses (from col. (h)) Gains (excess of col. (h) gain over col. (k), but not less than "-0-")
a			20,702.
b			-36,172.
c			-32,870.
d			-22,796.
e			8,185.
f			69,589.
g			-124,586.
h			257.
i			-101.
j			-77.
k			-95,911.
l			543.
m			
n			
o			

2	Capital gain net income or (net capital loss) { If gain, also enter in Part I, line 7 If (loss), enter "-0-" in Part I, line 7 }	2	-213,237.
3	Net short-term capital gain or (loss) as defined in sections 1222(5) and (6) If gain, also enter in Part I, line 8, column (c) If (loss), enter "-0-" in Part I, line 8	3	N/A

FORM 990-PF	DIVIDENDS AND INTEREST FROM SECURITIES	STATEMENT	1
SOURCE	GROSS AMOUNT	CAPITAL GAINS DIVIDENDS	COLUMN (A) AMOUNT
FIDELITY	58,687.	543.	58,144.
PERSHING	1,829.	0.	1,829.
POWERSHARES DB AGRICULTURE	5.	0.	5.
TOTAL TO FM 990-PF, PART I, LN 4	60,521.	543.	59,978.

FORM 990-PF	ACCOUNTING FEES			STATEMENT	2
DESCRIPTION	(A) EXPENSES PER BOOKS	(B) NET INVEST- MENT INCOME	(C) ADJUSTED NET INCOME	(D) CHARITABLE PURPOSES	
TAX RETURN PREPARATION	3,482.	0.		3,482.	
TO FORM 990-PF, PG 1, LN 16B	3,482.	0.		3,482.	

FORM 990-PF	TAXES			STATEMENT	3
DESCRIPTION	(A) EXPENSES PER BOOKS	(B) NET INVEST- MENT INCOME	(C) ADJUSTED NET INCOME	(D) CHARITABLE PURPOSES	
FOREIGN TAX	131.	131.		0.	
TO FORM 990-PF, PG 1, LN 18	131.	131.		0.	

FORM 990-PF	OTHER EXPENSES			STATEMENT	4
DESCRIPTION	(A) EXPENSES PER BOOKS	(B) NET INVEST- MENT INCOME	(C) ADJUSTED NET INCOME	(D) CHARITABLE PURPOSES	
INVESTMENT MANAGEMENT FEES	21,524.	21,524.			0.
OTHER INVESTMENT EXPENSES - POWERSHARES K-1	57.	57.			0.
TO FORM 990-PF, PG 1, LN 23	21,581.	21,581.			0.

FORM 990-PF	CORPORATE STOCK	STATEMENT	5
-------------	-----------------	-----------	---

DESCRIPTION	BOOK VALUE	FAIR MARKET VALUE
DEUTSCHE BANK #9345 - SEE ATTACHED	0.	0.
DEUTSCHE BANK #9352 - SEE ATTACHED	0.	0.
DEUTSCHE BANK #9360 - SEE ATTACHED	0.	0.
FIDELITY EQUITIES-6862	603,709.	735,742.
FIDELITY EQUITIES-1123	1,129,695.	1,223,494.
FIDELITY EQUITIES-6870	315,805.	498,872.
TOTAL TO FORM 990-PF, PART II, LINE 10B	2,049,209.	2,458,108.

FORM 990-PF	OTHER INVESTMENTS	STATEMENT	6
-------------	-------------------	-----------	---

DESCRIPTION	VALUATION METHOD	BOOK VALUE	FAIR MARKET VALUE
PARK SHORE PARTNERS OPPORTUNITY FUND	COST	1,200,000.	1,021,239.
UBS ENTITLEMENT FROM ACCT 9352	COST	0.	0.
TOTAL TO FORM 990-PF, PART II, LINE 13		1,200,000.	1,021,239.

FORM 990-PF	OTHER ASSETS	STATEMENT	7
-------------	--------------	-----------	---

DESCRIPTION	BEGINNING OF YR BOOK VALUE	END OF YEAR BOOK VALUE	FAIR MARKET VALUE
INTEREST AND DIVIDENDS RECEIVABLE	20,844.	18,652.	18,652.
TO FORM 990-PF, PART II, LINE 15	20,844.	18,652.	18,652.

2009 Supplemental Information



Account No.	Taxpayer ID.	Page
674-256862	39-6695585	4 of 6

Customer Service: 239-919-1268

KAREN J GLANERT CHARITABLE TRU
KAREN J GLANERT
16525 HERON COACH WAY
FORT MYERS FL 33908-5521

Additional Information

Amount

This detail information is not reported to the IRS. It may assist you in tax return preparation.

State/Local Tax-Exempt Income from Fidelity Funds.....	0.00
Short-Term Realized Gain/Loss.....	20,702.20
Long-Term Realized Gain/Loss.....	36,172.56

Detail Information State/Local Tax-Exempt Income from Fidelity Funds

Description / CUSIP	Tax-Exempt Interest	State/Local Tax-Exempt Interest	State/Local Taxable Interest
---------------------	---------------------	---------------------------------	------------------------------

This detail information is not reported to the IRS. It may assist you in tax return preparation.

FIDELITY MUNICIPAL MONEY MARKET / 316114107	45.29	##	##
Totals	45.29	0.00	0.00

- Calculate this amount using the enclosed Tax-Exempt Income letter.

Detail Information Short-Term Realized Gain/Loss

Description / CUSIP	Date Acquired	Date Sold	Quantity	Proceeds	Cost Basis	Gain/Loss (-)
---------------------	---------------	-----------	----------	----------	------------	---------------

Cost basis, realized gain and loss, and holding period information reported may not reflect all adjustments necessary for tax reporting purposes. This information is not reported to the IRS. It may assist you in tax return preparation.

APOLLO GROUP INC CL A /037604105	03/28/08	01/21/09	133.000	11,575.01	5,536.24 f t	6,038.77
COSTCO WHOLESALE CORP /22160K105	03/06/09	08/06/09	173.000	8,440.82	6,670.88 f	1,769.94
DENTSPLY INTL INC (NEW) /249030107	10/15/08	08/12/09	650.000	21,527.44	20,943.72 f t	583.72
DISNEY WALT CO DEL (HOLDING COMPANY) /254687106	03/06/09	09/14/09	526.000	14,771.12	8,210.86 f	6,560.26
EXPEDITORS INTL WASH INC /302130109	06/24/08	03/12/09	206.000	5,084.05	8,804.19 f t	3,720.14
LIBERTY GLOBAL INC COM SER A /530555101	03/06/09	04/17/09	1,231.000	21,985.48	12,728.54 f	9,256.94
NASDAQ OMX GROUP INC /631103108	03/06/09	05/01/09	210.000	4,105.40	3,919.69 f	185.71



2009 Supplemental Information

Account No.	Taxpayer ID.	Page
674-256862	39-6695585	5 of 6

KAREN J GLANERT CHARITABLE TRU
KAREN J GLANERT
16525 HERON COACH WAY
FORT MYERS FL 33908-5521

Customer Service: 239-919-1268

Detail Information

Short-Term Realized Gain/Loss

Description / CUSIP	Date Acquired	Date Sold	Quantity	Proceeds	Cost Basis	Gain/Loss (-)
---------------------	---------------	-----------	----------	----------	------------	---------------

Cost basis, realized gain and loss, and holding period information reported may not reflect all adjustments necessary for tax reporting purposes. This information is not reported to the IRS. It may assist you in tax return preparation.

SUNCOR ENERGY COM NPV NEW ISIN /867224107
08/04/09 08/04/09 0.000 27.00 0.00 f 27.00

Proceeds
87,516.32

Cost Basis
66,814.12

Short-Term Realized Gain 24,422.34
Short-Term Realized Loss 3,720.14-
Short-Term Realized Disallowed Loss 0.00
Total Short-Term Realized Gain/Loss 20,702.20

f - FIFO (First-in, First-out)

t - Cost basis information was provided by a third party. We treat it as original cost basis, as of the date it is provided, and we assume that for equities, it reflects any prior corporate actions, and for asset-backed fixed-income securities, it reflects any prior principal pay downs. We do not apply any wash sale rules to tax lots with third party-provided cost basis.

Detail Information

Long-Term Realized Gain/Loss

Description / CUSIP	Date Acquired	Date Sold	Quantity	Proceeds	Cost Basis	Gain/Loss (-)
---------------------	---------------	-----------	----------	----------	------------	---------------

Cost basis, realized gain and loss, and holding period information reported may not reflect all adjustments necessary for tax reporting purposes. This information is not reported to the IRS. It may assist you in tax return preparation.

APOLLO GROUP INC CL A /037604105

08/24/07	01/21/09	39.000	3,394.18	2,303.25 f t	1,090.93
03/28/08	04/07/09	223.000	14,811.27	9,282.58 f t	5,528.69
USD Subtotal			18,205.45	11,585.83	

COSTCO WHOLESALE CORP /22160K105

05/22/08	08/06/09	428.000	20,882.50	30,262.90 f t	9,380.40-
----------	----------	---------	-----------	---------------	-----------

DISNEY WALT CO DEL (HOLDING COMPANY) /254687106

08/03/06	09/14/09	960.000	26,958.71	28,382.79 f t	1,424.08-
----------	----------	---------	-----------	---------------	-----------

LIBERTY GLOBAL INC COM SER A /530555101

01/11/08	04/17/09	891.000	15,913.13	33,990.05 f t	18,076.92-
----------	----------	---------	-----------	---------------	------------

NASDAQ OMX GROUP INC /631103108

various	05/01/09	1,055.000	20,624.71	33,899.16 f t	13,274.45-
---------	----------	-----------	-----------	---------------	------------

2009 Supplemental Information



Account No.	Taxpayer ID.	Page
674-256862	39-6695585	6 of 6

Customer Service: 239-919-1268

KAREN J GLANERT CHARITABLE TRU
KAREN J GLANERT
16525 HERON COACH WAY
FORT MYERS FL 33908-5521

Detail Information

Long-Term Realized Gain/Loss

Description / CUSIP	Date Acquired	Date Sold	Quantity	Proceeds	Cost Basis	Gain/Loss (-)
<i>Cost basis, realized gain and loss, and holding period information reported may not reflect all adjustments necessary for tax reporting purposes. This information is not reported to the IRS. It may assist you in tax return preparation.</i>						
ROCKWELL COLLINS INC /774341101	01/24/08	11/09/09	77.000	4,056.36	4,692.69 f t	636.33-
	<u>Proceeds</u>	<u>Cost Basis</u>				
	<u>106,640.86</u>	<u>142,813.42</u>				
					Long-Term Realized Gain	6,619.62
					Long-Term Realized Loss	42,792.18-
					Long-Term Realized Disallowed Loss	0.00
					Total Long-Term Realized Gain/Loss	36,172.56-

f - FIFO (First-in, First-out)

t - Cost basis information was provided by a third party. We treat it as original cost basis, as of the date it is provided, and we assume that for equities, it reflects any prior corporate actions, and for asset-backed fixed-income securities, it reflects any prior principal pay downs. We do not apply any wash sale rules to tax lots with third party-provided cost basis.

Amortization, accretion, and similar adjustments to cost basis are not provided for short-term instruments, unit investment trusts, or securities of foreign issuers.

To see the interactive *Helpful Hints for Completing Form 1040, Schedule D*, visit **Fidelity.com/ScheduleD**.

Important Tax Return Document Enclosed



2009 Supplemental Information

Account No.	Taxpayer ID.	Page
674-256854	39-6695585	3 of 10

KAREN J GLANERT CHARITABLE TRU
KAREN J GLANERT
16525 HERON COACH WAY
FORT MYERS FL 33908-5521

Customer Service: 239-919-1268

CORRECTED 03/25/2010

Additional Information

Amount

This detail information is not reported to the IRS. It may assist you in tax return preparation

State/Local Tax-Exempt Income from Fidelity Funds.....0.00
Short-Term Realized Gain/Loss.....32,869.50-
Long-Term Realized Gain/Loss.....22,795.89-

Detail Information State/Local Tax-Exempt Income from Fidelity Funds

Description / CUSIP	Tax-Exempt Interest	State/Local Tax-Exempt Interest	State/Local Taxable Interest
---------------------	---------------------	---------------------------------	------------------------------

This detail information is not reported to the IRS. It may assist you in tax return preparation

FIDELITY MUNICIPAL MONEY MARKET / 31611A107	13.65	##	##
Totals	13.65	0.00	0.00

- Calculate this amount using the enclosed Tax-Exempt Income letter.

Detail Information Short-Term Realized Gain/Loss

Description / CUSIP	Date Acquired	Date Sold	Quantity	Proceeds	Cost Basis	Gain/Loss (-)
<i>Cost basis, realized gain and loss, and holding period information reported may not reflect all adjustments necessary for tax reporting purposes. This information is not reported to the IRS. It may assist you in tax return preparation</i>						
AMDOCS LTD ORD GBPO.01 /G02602103						
various	02/26/09		105.000	1,812.68	1,902.87 f t	90.19-
CREDICORP COM STK USD5 /G2519Y108						
10/21/08	02/25/09		36.000	1,306.30	1,428.12 f t	121.82-
WILLIS GROUP HOLDINGS COM STK /G96655108						
various	02/26/09		59.000	1,313.99	1,401.13 f t	87.14-
LOGITECH INTERNATIONAL SA CHFO.25(REGD) /H50430232						
various	02/26/09		75.000	651.02	1,506.77 f t	855.75-
UBS AG CHFO.10 /H89231338						
various	02/26/09		150.000	1,514.49	1,841.28 f t	326.79-
CHECK POINT SOFTWARE TECHNOLOGIES ORD /M22465104						
12/16/08	02/26/09		72.000	1,593.27	1,428.15 f t	165.12
ASML HOLDING NV EURO.09(NY REGISTERED) /N07059186						
various	02/26/09		108.000	1,702.71	2,457.32 f t	754.61-
BAE SYSTEMS SPON ADR EA REP 4 ORD /O5523R107						
various	02/26/09		125.000	2,691.98	2,725.92 f t	33.94-

2009 Supplemental Information



0002196 000013143

Account No.	Taxpayer ID.	Page
674-256854	39-6695585	4 of 10

KAREN J GLANERT CHARITABLE TRU
KAREN J GLANERT
16525 HERON COACH WAY
FORT MYERS FL 33908-5521

Customer Service: 239-919-1268

CORRECTED 03/25/2010

Detail Information

Short-Term Realized Gain/Loss

Description / CUSIP	Date Acquired	Date Sold	Quantity	Proceeds	Cost Basis	Gain/Loss (-)
---------------------	---------------	-----------	----------	----------	------------	---------------

Cost basis, realized gain and loss, and holding period information reported may not reflect all adjustments necessary for tax reporting purposes. This information is not reported to the IRS. It may assist you in tax return preparation

BASF SE ADR-EACH REPR 1 ORD NPV LEVEL II/055262505	02/20/09	02/26/09	46.000	1,307.59	1,286.32 f	21.27
BANCO SANTANDER-CHILE ADR-EACH REPR 1039/05965X109	11/06/08	02/11/09	14.000	601.08	494.98 f t	6.10
	11/06/08	02/12/09	24.000	853.78	848.53 f t	5.25
USD Subtotal				1,354.86	1,343.51	
BANK OF YOKOHAMA ADR-EACH CNV INTO 10 /066011206	10/27/08	02/26/09	32.000	1,335.99	1,346.58 f t	10.59-
BARRICK GOLD CORP COM NPV ISIN /067901108	12/17/08	02/26/09	54.000	1,666.53	1,987.10 f t	320.57-
BHP BILLITON LIMITED ADR EACH REP 2 ORD /088606108	02/17/09	02/26/09	51.000	1,918.25	1,990.47 f	72.22-
BUNZL ADR EACH REPR 5 ORD GBPO.3214857 /120738406	11/21/08	02/26/09	10.000	401.60	454.02 f t	52.42-
CNOOC LIMITED ADS EACH REP 100 ORD /126132109	12/02/08	02/26/09	16.000	1,416.15	1,245.60 f t	170.55
CAMECO CORP COM NPV ISIN #CA13321L1085 /13321L108	10/22/08	02/26/09	60.000	853.89	797.99 f t	55.90
CENTRAL EUROPEAN DISTR CORP /153435102	various	02/26/09	83.000	673.42	2,244.95 f t	1,571.53-
CHINA MOBILE LTD SPON ADR REP 5 ORD /16941M109	various	02/26/09	75.000	3,345.98	3,757.65 f t	411.67-
COCA-COLA HBC S.A. SPONS ADR EACH REPR 1/1912EP104	various	02/26/09	137.000	1,642.84	1,890.09 f t	247.25-
COMPANHIA DE BEBIDAS DAS AMERICAS SPON /20441W203	09/09/08	01/14/09	6.000	249.92	350.72 f t	100.80-
	09/09/08	02/26/09	21.000	892.05	1,227.54 f t	335.49-
USD Subtotal				1,141.97	1,578.26	
DEUTSCHE BOERSE AG UNSP ADR EACH REPR /251542106	02/17/09	02/26/09	342.000	1,664.37	1,645.53 f	18.84
DIAGEO ADR EACH REPR 4 ORD GBX28.935185 /25243Q205	various	02/26/09	46.000	2,179.74	2,969.29 f t	789.55-
DR REDDYS LABORATORIES ADS EACH REPR 1 /256135203	11/25/08	02/26/09	31.000	254.51	261.71 f t	7.20-
ESSILOR INTERNATIONAL SPONS ADR 2 REP 1 /297284200	10/01/08	02/26/09	76.000	1,329.59	1,905.19 f t	575.60-
EXPERIAN PLC ADR EACH REPR 1 ORD SHS /30215C101	05/14/08	02/26/09	135.000	808.66	1,097.23 f t	288.57-
GOLD FIELDS ADR EACH REPR 1 ORD ZARO.50 /38059T106	02/02/09	02/26/09	84.000	858.87	893.31 f	34.44-



0002196 000013142

2009 Supplemental Information

Account No.	Taxpayer ID.	Page
674-256854	39-6695585	5 of 10

KAREN J GLANERT CHARITABLE TRU
KAREN J GLANERT
16525 HERON COACH WAY
FORT MYERS FL 33908-5521

Customer Service: 239-919-1268

CORRECTED 03/25/2010

Detail Information

Short-Term Realized Gain/Loss

Description / CUSIP	Date Acquired	Date Sold	Quantity	Proceeds	Cost Basis	Gain/Loss (-)
---------------------	---------------	-----------	----------	----------	------------	---------------

Cost basis, realized gain and loss, and holding period information reported may not reflect all adjustments necessary for tax reporting purposes. This information is not reported to the IRS. It may assist you in tax return preparation

GRUPO AEROPORTUARIO DEL SURESTE SA ADS /40051E202						
01/30/09	02/26/09	30.000	884.49	891.07	f	6.88-
HEINEKEN NV SPONS ADR 2 REPR 1 ORD /423012202						
various	02/26/09	207.000	2,765.78	4,623.32	f t	1,857.54-
KONINKLIJKE AHOLD NV NEW ADR REP 1 /500467402						
various	02/26/09	234.000	2,528.54	2,610.52	f t	81.98-
LADBROKES ADR EACH REPR 1 ORD GBPO.28333/505730101						
06/16/08	02/26/09	195.000	495.30	1,146.91	f t	651.61-
LOTTOMATICA SPA SPON ADR EA REPR 1 ORD /545697104						
various	02/26/09	135.000	2,185.73	3,470.08	f t	1,284.35-
LUXOTTICA GROUP ADR-EACH CNV INTO 1 ORD /55068R202						
06/18/08	02/26/09	85.000	1,133.03	2,126.06	f t	993.03-
MOBILE TELESYSTEMS OJSC ADR EACH REP 5 /607409109						
07/30/08	02/26/09	22.000	511.41	1,601.87	f t	1,090.46-
NESTLE SA SPON ADR EACH REPR 1 COM /641069406						
various	02/26/09	87.000	2,802.53	4,024.36	f t	1,221.83-
NINTENDO CO LTD ADR(8 CNV INTO 1 ORD)NPV/654445303						
various	02/26/09	32.000	1,115.64	1,327.10	f t	211.46-
NITTO DENKO CORP ADR-EACH CNV INTO 10 /654802206						
08/07/08	02/20/09	9.000	1,568.34	2,806.63	f t	1,238.29-
NOKIA OYJ ADR EACH REPR 1 ORD NPV /654902204						
various	02/26/09	163.000	1,566.57	4,056.53	f t	2,489.96-
NOVO-NORDISK AS ADR-EACH CNV INTO 1 /670100205						
various	02/26/09	36.000	1,841.57	1,785.43	f t	56.14
PETROLEO BRASILEIRO SA PETROBRAS ADS /71654V408						
12/10/08	02/26/09	24.000	676.52	528.94	f t	147.58
PUBLICIS GROUPE SA ADR EACH REPR 0.5 ORD/74463M106						
08/04/08	02/26/09	36.000	822.50	1,170.00	f t	347.50-
ROCHE HOLDINGS AG SPN ADR EACH REP 0.25 /771195104						
various	02/26/09	98.000	2,765.38	3,410.30	f t	644.92-
SAP AG SPON ADR EACH REP 1 ORD NPV /803054204						
10/16/08	02/26/09	18.000	588.75	632.14	f t	43.39-
SHISEIDO COMPANY LIMITED ADR EACH CNV /824841407						
various	02/26/09	134.000	1,888.08	2,932.99	f t	1,044.91-
SIEMENS AG ADR-EACH CNV INTO 1 ORD NPV /826197501						
various	02/26/09	35.000	1,839.28	3,384.51	f t	1,545.23-
SMITH & NEPHEW ADR EACH REPR 5 USDO.20 /83175M205						
01/15/09	02/26/09	26.000	941.77	914.88	f	26.89
SOCIEDAD QUIMICA Y MINERA DE CHILE /833635105						
various	02/26/09	108.000	3,158.54	3,126.82	f t	31.72

2009 Supplemental Information



Account No.	Taxpayer ID.	Page
674-256854	39-6695585	6 of 10

KAREN J GLANERT CHARITABLE TRU
KAREN J GLANERT
16525 HERON COACH WAY
FORT MYERS FL 33908-5521

Customer Service: 239-919-1268

CORRECTED 03/25/2010

Detail Information

Short-Term Realized Gain/Loss

Description / CUSIP	Date Acquired	Date Sold	Quantity	Proceeds	Cost Basis	Gain/Loss (-)
---------------------	---------------	-----------	----------	----------	------------	---------------

Cost basis, realized gain and loss, and holding period information reported may not reflect all adjustments necessary for tax reporting purposes. This information is not reported to the IRS. It may assist you in tax return preparation

STERLITE INDUSTRIES ADS EACH REPR 1 ORD /859737207						
01/14/09	02/26/09	167.000	778.56	911.47	f	132.91-
SUEZ ENVIRONNEMENT COMPANY ADR EACH REPR/864691100						
various	02/26/09	269.000	1,942.23	2,283.50	f t	341.27-
TNT NV SPONS ADR EACH REP 10RD NLG1 /87260W101						
various	02/26/09	67.000	974.86	2,163.62	f t	1,188.76-
TAIWAN SEMICONDUCTOR MANUFACTURING ADS /874039100						
08/26/08	02/09/09	61.000	504.53	614.54	f t	110.01-
various	02/26/09	204.000	1,566.87	1,913.14	f t	346.27-
		USD Subtotal	2,071.40	2,527.68		
TAKEDA PHARMACEUTICAL CO LTD SPON ADR EA/874060106						
06/19/08	01/14/09	14.000	328.69	377.73	f t	49.04-
various	02/26/09	143.000	2,831.96	3,780.36	f t	948.40-
		USD Subtotal	3,160.65	4,158.09		
TELEFONICA SA ADR EACH REPR 3 ORD EUR1 /879382208						
various	02/26/09	65.000	3,659.22	5,472.12	f t	1,812.90-
TESCO ADR EACH REPR 3 ORD (JPM) /881575302						
various	02/26/09	64.000	919.44	1,022.20	f t	102.76-
TEVA PHARMACEUTICAL INDUSTRIES ADR-EACH /881624209						
various	02/26/09	32.000	1,439.48	1,337.56	f t	101.92
TOYOTA MOTOR CORP ADR-EACH REP 2 ORD NPV/892331307						
09/03/08	01/14/09	4.000	239.87	359.50	f t	119.63-
various	02/26/09	49.000	3,099.07	4,335.50	f t	1,236.43-
		USD Subtotal	3,338.94	4,695.00		
TURKCELL ILETISIM HIZMET ADS EACH REPR /900111204						
10/01/08	02/23/09	19.000	237.11	308.34	f t	71.23-
various	02/26/09	95.000	1,172.84	1,480.86	f t	308.02-
		USD Subtotal	1,409.95	1,789.20		
UNILEVER NV EURO.16(NEW YORK SHARES) /904784709						
various	02/26/09	203.000	3,891.60	5,162.77	f t	1,271.17-
UNITED OVERSEAS BANK LTD SPRD ADR-EACH /911271302						
10/08/08	01/14/09	101.000	1,613.04	2,155.85	f t	542.81-
10/08/08	02/26/09	155.000	2,055.03	3,308.47	f t	1,253.44-
		USD Subtotal	3,668.07	5,464.32		
VEOLIA ENVIRONNEMENT ADR EACH REP ONE /92334N103						
various	02/26/09	72.000	1,498.95	2,694.76	f t	1,195.81-

**2009 Supplemental Information**

Account No.

Taxpayer ID.

Page

674-256854

39-6695585

7 of 10

KAREN J GLANERT CHARITABLE TRU
KAREN J GLANERT
16525 HERON COACH WAY
FORT MYERS FL 33908-5521

Customer Service: 239-919-1268

CORRECTED 03/25/2010

Detail Information**Short-Term Realized Gain/Loss**

Description / CUSIP	Date Acquired	Date Sold	Quantity	Proceeds	Cost Basis	Gain/Loss (-)
---------------------	---------------	-----------	----------	----------	------------	---------------

Cost basis, realized gain and loss, and holding period information reported may not reflect all adjustments necessary for tax reporting purposes. This information is not reported to the IRS. It may assist you in tax return preparation.

VODAFONE GROUP SPON ADR REP 10 ORD /92857W209

06/16/08	02/26/09	68.000	1,204.74	2,009.18 f t	804.44-
----------	----------	--------	----------	--------------	---------

Proceeds
98,561.25

Cost Basis
131,430.55

Short-Term Realized Gain	1,074.85
Short-Term Realized Loss	33,944.35-
Short-Term Realized Disallowed Loss	0.00
Total Short-Term Realized Gain/Loss	32,869.50-

f - FIFO (First-in, First-out)

t - Cost basis information was provided by a third party. We treat it as original cost basis, as of the date it is provided, and we assume that for equities, it reflects any prior corporate actions, and for asset-backed fixed-income securities, it reflects any prior principal pay downs. We do not apply any wash sale rules to tax lots with third party-provided cost basis.

Detail Information**Long-Term Realized Gain/Loss**

Description / CUSIP	Date Acquired	Date Sold	Quantity	Proceeds	Cost Basis	Gain/Loss (-)
---------------------	---------------	-----------	----------	----------	------------	---------------

Cost basis, realized gain and loss, and holding period information reported may not reflect all adjustments necessary for tax reporting purposes. This information is not reported to the IRS. It may assist you in tax return preparation.

WILLIS GROUP HOLDINGS COM STK /G96655108

08/04/06	02/26/09	77.000	1,714.87	2,772.76 f t	1,057.89-
----------	----------	--------	----------	--------------	-----------

LOGITECH INTERNATIONAL SA CHFO.25(REGD) /H50430232

02/28/07	02/26/09	59.000	512.13	1,552.28 f t	1,040.15-
----------	----------	--------	--------	--------------	-----------

BUNZL ADR EACH REPR 5 ORD GBPO.3214857 /120738406

various	02/26/09	30.000	1,204.79	2,180.41 f t	975.62-
---------	----------	--------	----------	--------------	---------

CAMECO CORP COM NPV ISIN #CA13321L1085 /13321L108

various	02/26/09	69.000	981.98	2,653.21 f t	1,671.23-
---------	----------	--------	--------	--------------	-----------

COMPANHIA DE BEBIDAS DAS AMERICAS SPON /20441W203

08/04/06	01/14/09	23.000	958.04	949.67 f t	8.37
----------	----------	--------	--------	------------	------

COMPANHIA VALE DO RIO DOCE ADR PFD /204412100

various	02/17/09	151.000	1,877.77	1,548.67 f t	329.10
---------	----------	---------	----------	--------------	--------

DR REDDYS LABORATORIES ADS EACH REPR 1 /256135203

08/04/06	02/26/09	170.000	1,395.73	2,578.05 f t	1,182.32-
----------	----------	---------	----------	--------------	-----------

EAST JAPAN RAILWAY CO UNSPON ADR EA REPR/273202101

unknown	01/15/09	265.000	3,304.48	unknown	unknown
---------	----------	---------	----------	---------	---------

unknown	02/26/09	308.000	2,902.58	unknown	unknown
---------	----------	---------	----------	---------	---------

USD Subtotal			6,207.06	0.00	
--------------	--	--	----------	------	--

2009 Supplemental Information



Account No.	Taxpayer ID.	Page
674-256854	39-6695585	8 of 10

Customer Service: 239-919-1268

KAREN J GLANERT CHARITABLE TRU
KAREN J GLANERT
16525 HERON COACH WAY
FORT MYERS FL 33908-5521

CORRECTED 03/25/2010

Detail Information

Long-Term Realized Gain/Loss

Description / CUSIP	Date Acquired	Date Sold	Quantity	Proceeds	Cost Basis	Gain/Loss (-)
---------------------	---------------	-----------	----------	----------	------------	---------------

Cost basis, realized gain and loss, and holding period information reported may not reflect all adjustments necessary for tax reporting purposes. This information is not reported to the IRS. It may assist you in tax return preparation.

EXPERIAN PLC ADR EACH REPR 1 ORD SHS /30215C101						
01/29/08	02/26/09	268.000	1,605.35	2,237.80	f t	632.45-
FRESENIUS MEDICAL CARE AG & CO KGAA ADR /358029106						
various	02/26/09	83.000	3,477.15	4,088.91	f t	611.76-
GLAXOSMITHKLINE ADR EACH CNV INTO 2 ORD /37733W105						
01/29/08	02/06/09	48.000	1,753.21	2,287.13	f t	533.92-
LADBROKES ADR EACH REPR 1 ORD GBPO.28333/505730101						
01/29/08	02/26/09	205.000	520.69	1,189.00	f t	668.31-
LUXOTTICA GROUP ADR-EACH CNV INTO 1 ORD /55068R202						
01/07/08	02/26/09	29.000	386.56	844.22	f t	457.66-
NESTLE SA SPON ADR EACH REPR 1 COM /641069406						
various	02/26/09	33.000	1,063.04	1,438.80	f t	375.76-
NIDEC CORPORATION ADR EACH REPR 0.25 COM/654090109						
08/04/06	02/26/09	143.000	1,432.00	2,476.76	f t	1,044.76-
NINTENDO CO LTD ADR(8 CNV INTO 1 ORD)NPV/654445303						
07/12/07	01/14/09	5.000	217.74	259.75	f t	42.01-
Wash Sale Disallowed Loss				42.01-		42.01
various	02/26/09	61.000	2,126.69	3,142.03	f t	1,015.34-
USD Subtotal			2,344.43	3,359.77		
NOVARTIS AG ADR-EACH REPR 1 CHFO.5(REGD)/66987V109						
01/29/08	02/26/09	57.000	2,089.58	2,871.65	f t	782.07-
NOVO-NORDISK AS ADR-EACH CNV INTO 1 /670100205						
11/03/06	02/26/09	28.000	1,432.33	1,076.88	f t	355.45
PETROLEO BRASILEIRO SA PETROBRAS ADS /71654V408						
10/20/06	02/26/09	74.000	2,085.92	1,573.98	f t	511.94
PUBLICIS GROUPE SA ADR EACH REPR 0.5 ORD/74463M106						
various	02/26/09	42.000	959.58	1,575.62	f t	616.04-
SAP AG SPON ADR EACH REP 1 ORD NPV /803054204						
04/17/07	01/14/09	6.000	198.33	295.56	f t	97.23-
various	02/26/09	54.000	1,766.27	2,598.60	f t	832.33-
USD Subtotal			1,964.60	2,894.16		
SWISS REINSURANCE COMPANY ADR-EACH REPR /870887205						
01/29/08	02/11/09	93.000	1,510.46	7,049.40	f t	5,538.94-
TNT NV SPONS ADR EACH REP 10RD NLG1 /87260W101						
01/11/08	02/26/09	94.000	1,367.72	3,683.10	f t	2,315.38-
TALISMAN ENERGY INC COM NPV ISIN /87425E103						
various	02/26/09	177.000	1,657.56	3,009.59	f t	1,352.03-
TELEFONICA SA ADR EACH REPR 3 ORD EUR1 /879382208						
08/04/06	02/26/09	12.000	675.55	612.48	f t	63.07



0002196 000013140

2009 Supplemental Information

Account No.	Taxpayer ID.	Page
674-256854	39-6695585	9 of 10

KAREN J GLANERT CHARITABLE TRU
KAREN J GLANERT
16525 HERON COACH WAY
FORT MYERS FL 33908-5521

Customer Service: 239-919-1268

CORRECTED 03/25/2010

Detail Information

Long-Term Realized Gain/Loss

Description / CUSIP	Date Acquired	Date Sold	Quantity	Proceeds	Cost Basis	Gain/Loss (-)
<i>Cost basis, realized gain and loss, and holding period information reported may not reflect all adjustments necessary for tax reporting purposes. This information is not reported to the IRS. It may assist you in tax return preparation.</i>						
TESCO ADR EACH REPR 3 ORD (JPM) /881575302						
08/04/06	02/26/09		85.000	1,221.12	1,802.00 f t	580.88-
TEVA PHARMACEUTICAL INDUSTRIES ADR-EACH /881624209						
08/04/06	02/26/09		37.000	1,664.40	1,271.82 f t	392.58
TOTAL ADR EACH REP 1 ORD SHS EUR10 /89151E109						
various	02/26/09		65.000	3,134.73	4,381.94 f t	1,247.21-
ULTRAPAR PARTICIPACOES SA SPON ADR EACH /90400P101						
08/04/06	01/14/09		52.000	1,125.07	835.64 f t	289.43
08/04/06	02/26/09		163.000	3,793.76	2,619.39 f t	1,174.37
USD Subtotal				4,918.83	3,455.03	
VODAFONE GROUP SPON ADR REP 10 ORD /92857W209						
various	02/26/09		279.000	4,943.00	6,233.92 f t	1,290.92-
<p>Proceeds: <u>57,277.92</u></p> <p>Cost Basis: <u>30,073.83</u></p>						
Long-Term Realized Gain						3,126.54
Long-Term Realized Loss						25,964.44-
Long-Term Realized Disallowed Loss						42.01
Total Long-Term Realized Gain/Loss						22,795.89-††

f - FIFO (First-in, First-out)

t - Cost basis information was provided by a third party. We treat it as original cost basis, as of the date it is provided, and we assume that for equities, it reflects any prior corporate actions, and for asset-backed fixed-income securities, it reflects any prior principal pay downs. We do not apply any wash sale rules to tax lots with third party-provided cost basis.

†† - All gain/loss information may not be reflected due to incomplete cost basis information.

Amortization, accretion, and similar adjustments to cost basis are not provided for short-term instruments, unit investment trusts, or securities of foreign issuers.

To see the interactive *Helpful Hints for Completing Form 1040, Schedule D*, visit Fidelity.com/ScheduleD.

Important Tax Return Document Enclosed

2009 Supplemental Information



Account No.	Taxpayer ID.	Page
636-501123	39-6695585	6 of 8

KAREN J GLANERT CHARITABLE TRU
KAREN J GLANERT
16525 HERON COACH WAY
FORT MYERS FL 33908-5521

Customer Service: 239-919-1268

Detail Information

Short-Term Realized Gain/Loss

Description / CUSIP	Date Acquired	Date Sold	Quantity	Proceeds	Cost Basis	Gain/Loss (-)
---------------------	---------------	-----------	----------	----------	------------	---------------

Cost basis, realized gain and loss, and holding period information reported may not reflect all adjustments necessary for tax reporting purposes. This information is not reported to the IRS. It may assist you in tax return preparation.

HARBOR HIGH YIELD BD INST. /411511553	05/26/09	11/04/09	1,924.928	19,820.11	18,171.32 a	1,648.79
ISHARES SILVER TR ISHARES /464280109	various	06/30/09	0.000	8.13	8.82 f	0.69-
	various	07/31/09	0.000	9.79	9.83 f	0.04-
	various	08/31/09	0.000	10.69	10.40 f	0.29
	various	09/30/09	0.000	13.90	12.34 f	1.56
	various	10/31/09	0.000	14.70	13.20 f	1.50
	various	11/30/09	0.000	20.13	16.67 f	3.46
	various	12/31/09	0.000	21.81	19.71 f	2.10
		USD Subtotal		99.15	90.97	
MANAGERS PIMCO BOND FUND /561717638	03/04/09	11/04/09	1,892.148	19,975.00	17,351.00 a	2,624.00
MORGAN STANLEY CHINA A SHARE FUND INC /617468103	various	09/08/09	591.000	19,204.91	20,018.51 f	813.60-
POWERSHARES DB MULTI SECTOR COMMODITY TR/739368408	various	09/02/09	475.000	12,048.14	12,513.16 f	465.02-
PROSHARES SHORT S&P 500 PROSHARES /74347R503	various	11/18/09	585.000	31,079.39	35,979.26 f	4,899.87-
PROSHARES SHORT RUSSELL 2000 PROSHARES /74347R826	11/18/09	12/28/09	664.000	28,991.13	30,933.40 f	1,942.27-
VANGUARD SHORT TERM BOND INDEX /921937207	03/04/09	09/14/09	19,157.088	200,000.00	195,210.73 a	4,789.27

**2009 Supplemental Information**

Account No.	Taxpayer ID.	Page
636-501123	39-6695585	7 of 8

KAREN J GLANERT CHARITABLE TRU
KAREN J GLANERT
16525 HERON COACH WAY
FORT MYERS FL 33908-5521

Customer Service: 239-919-1268

Detail Information**Short-Term Realized Gain/Loss**

Description / CUSIP	Date Acquired	Date Sold	Quantity	Proceeds	Cost Basis	Gain/Loss (-)
---------------------	---------------	-----------	----------	----------	------------	---------------

Cost basis, realized gain and loss, and holding period information reported may not reflect all adjustments necessary for tax reporting purposes. This information is not reported to the IRS. It may assist you in tax return preparation.

VANGUARD INTERMED TRM INVST GR ADMIRAL /922031810
03/04/09 11/04/09 6,237.006

60,000.00 52,765.07 a 7,234.93

Proceeds
391,217.83

Cost Basis
383,033.42

Short-Term Realized Gain	16,423.75
Short-Term Realized Loss	8,239.34-
Short-Term Realized Disallowed Loss	0.00
Total Short-Term Realized Gain/Loss	8,184.41

a - Average Cost-Single Category

f - FIFO (First-in, First-out)

Amortization, accretion, and similar adjustments to cost basis are not provided for short-term instruments, unit investment trusts, or securities of foreign issuers.

To see the interactive *Helpful Hints for Completing Form 1040, Schedule D*, visit Fidelity.com/ScheduleD.

Important Tax Return Document Enclosed



0000007 000024021

2009 Supplemental Information

Account No.	Taxpayer ID.	Page
674-256870	39-6695585	5 of 12

KAREN J GLANERT CHARITABLE TRU
KAREN J GLANERT
16525 HERON COACH WAY
FORT MYERS FL 33908-5521

Customer Service: 239-919-1268

Additional Information

Amount

This detail information is not reported to the IRS. It may assist you in tax return preparation.

State/Local Tax-Exempt Income from Fidelity Funds.....0.00
Short-Term Realized Gain/Loss.....69,589.30
Long-Term Realized Gain/Loss.....124,586.25-

Detail Information State/Local Tax-Exempt Income from Fidelity Funds

Description / CUSIP	Tax-Exempt Interest	State/Local Tax-Exempt Interest	State/Local Taxable Interest
---------------------	---------------------	---------------------------------	------------------------------

This detail information is not reported to the IRS. It may assist you in tax return preparation.

FIDELITY MUNICIPAL MONEY MARKET / 316114107	42.66	##	##
Totals	42.66	0.00	0.00

- Calculate this amount using the enclosed Tax-Exempt Income letter.

Detail Information Short-Term Realized Gain/Loss

Description / CUSIP	Date Acquired	Date Sold	Quantity	Proceeds	Cost Basis	Gain/Loss (-)
---------------------	---------------	-----------	----------	----------	------------	---------------

Cost basis, realized gain and loss, and holding period information reported may not reflect all adjustments necessary for tax reporting purposes. This information is not reported to the IRS. It may assist you in tax return preparation.

ASPEN INSURANCE HLDGS COM USD0.15144558 /G05384105						
03/06/09	06/25/09	185.000	4,111.64	3,571.43	f	540.21
ENDURANCE SPECIALTY HOLDINGS LTD COM /G30397106						
03/06/09	11/03/09	44.000	1,579.50	874.28	f	705.22
03/06/09	11/09/09	196.000	7,132.56	3,894.52	f	3,238.04
		USD Subtotal	8,712.06	4,768.80		
XL CAPITAL LTD CLASS A COM STK USD0.01 /G98255105						
various	05/13/09	1,595.000	13,971.84	11,215.42	f t	2,756.42
03/06/09	06/03/09	475.000	4,749.87	1,382.25	f	3,367.62
03/06/09	08/20/09	270.000	4,063.05	785.70	f	3,277.35
03/06/09	10/06/09	175.000	3,015.67	509.25	f	2,506.42
03/06/09	11/05/09	373.000	6,168.74	1,085.43	f	5,083.31
		USD Subtotal	31,969.17	14,978.05		
TRANSOCEAN LIMITED COM CHF15 /H8817H100						
12/17/08	06/03/09	60.000	4,759.07	3,357.24	f t	1,401.83
ALCOA INC ISIN #US0138171014 /O13817101						
10/08/08	05/13/09	315.000	2,737.28	4,586.00	f t	1,848.72-

2009 Supplemental Information



Account No.	Taxpayer ID.	Page
674-256870	39-6695585	6 of 12

KAREN J GLANERT CHARITABLE TRU
KAREN J GLANERT
16525 HERON COACH WAY
FORT MYERS FL 33908-5521

Customer Service: 239-919-1268

Detail Information

Short-Term Realized Gain/Loss

Description / CUSIP	Date Acquired	Date Sold	Quantity	Proceeds	Cost Basis	Gain/Loss (-)
<i>Cost basis, realized gain and loss, and holding period information reported may not reflect all adjustments necessary for tax reporting purposes. This information is not reported to the IRS. It may assist you in tax return preparation.</i>						
ALCOA INC ISIN #US0138171014 /013817101						
various	06/03/09		515.000	5,247.71	5,003.42 f t	244.29
			USD Subtotal	7,984.99	9,589.42	
ALLSTATE CORP /020002101						
various	05/13/09		170.000	4,164.89	3,471.37 f	693.52
various	06/03/09		135.000	3,477.51	2,243.10 f	1,234.41
			USD Subtotal	7,642.40	5,714.47	
AMERICAN EAGLE OUTFITTERS /02553E106						
05/29/09	06/03/09		95.000	1,434.46	1,388.58 f	45.88
AVNET INC /053807103						
various	05/13/09		175.000	3,589.15	2,833.54 f t	755.61
various	06/03/09		170.000	3,751.80	2,656.88 f	1,094.92
03/10/09	10/06/09		5.000	124.29	75.53 s	48.76
			USD Subtotal	7,465.24	5,565.95	
BANK OF AMERICA CORP /060505104						
07/22/08	05/13/09		130.000	1,471.56	4,069.13 f t	2,597.57-
various	06/03/09		245.000	2,783.13	2,202.70 f t	580.43
			USD Subtotal	4,254.69	6,271.83	
BANK AMER CORP NON CUMULATIVE PERPETUAL /060505682						
various	05/13/09		20.000	12,619.87	6,356.12 f	6,263.75
BRINKER INTL INC /109641100						
11/11/08	04/27/09		95.000	1,743.21	786.49 f t	956.72
various	05/13/09		460.000	6,991.82	3,253.35 f t	3,738.47
			USD Subtotal	8,735.03	4,039.84	
CARTER INC FORMERLY CARTER HLDG INC TO /146229109						
03/06/09	03/25/09		240.000	4,604.84	3,933.60 f	671.24
CHICOS FAS INC /168615102						
11/24/08	06/03/09		95.000	937.62	223.25 f t	714.37
11/24/08	08/20/09		20.000	235.34	47.00 f t	188.34
11/24/08	09/14/09		120.000	1,606.75	282.00 f t	1,324.75
various	10/06/09		265.000	3,301.81	838.75 f t	2,463.06
03/06/09	10/28/09		460.000	5,677.92	1,817.00 f	3,860.92
			USD Subtotal	11,759.44	3,208.00	
COVENTRY HEALTH CARE INC /222862104						
various	04/13/09		1,150.000	17,124.67	12,802.98 f t	4,321.69
DU PONT E I DE NEMOURS & CO /263534109						
03/06/09	06/03/09		5.000	145.45	85.65 f	59.80
GENERAL ELECTRIC CO /369604103						
03/06/09	06/03/09		115.000	1,553.61	801.55 f	752.06



2009 Supplemental Information

Account No.	Taxpayer ID.	Page
674-256870	39-6695585	7 of 12

KAREN J GLANERT CHARITABLE TRU
KAREN J GLANERT
16525 HERON COACH WAY
FORT MYERS FL 33908-5521

Customer Service: 239-919-1268

Detail Information

Short-Term Realized Gain/Loss

Description / CUSIP Date Acquired	Date Sold	Quantity	Proceeds	Cost Basis	Gain/Loss (-)
<i>Cost basis, realized gain and loss, and holding period information reported may not reflect all adjustments necessary for tax reporting purposes. This information is not reported to the IRS. It may assist you in tax return preparation.</i>					
HALLIBURTON CO HOLDING CO FRMLY /406216101					
various	05/13/09	300.000	6,560.83	4,777.61 f t	1,783.22
03/06/09	06/03/09	135.000	3,038.77	2,150.55 f	888.22
03/06/09	10/06/09	30.000	803.07	477.90 f	325.17
		USD Subtotal	10,402.67	7,406.06	
HERCULES OFFSHORE INC COM /427093109					
various	05/13/09	1,985.000	7,706.94	3,040.25 f t	4,666.69
03/06/09	06/03/09	560.000	2,452.73	644.00 f	1,808.73
		USD Subtotal	10,159.67	3,684.25	
INTEL CORP /458140100					
10/24/08	06/03/09	70.000	1,110.87	970.20 f t	140.67
various	06/30/09	260.000	4,266.49	3,393.35 f t	873.14
		USD Subtotal	5,377.36	4,363.55	
LEGG MASON /524901105					
06/30/08	02/04/09	45.000	715.21	1,967.45 f t	1,252.24-
various	02/04/09	95.000	1,509.90	3,881.74 f t	2,371.84-
various	02/04/09	185.000	2,932.34	5,985.51 f t	3,053.17-
		USD Subtotal	5,157.45	11,834.70	
MEDTRONIC INC /585055106					
05/20/09	06/03/09	40.000	1,413.16	1,292.40 f	120.76
METLIFE INC COM /59156R108					
various	05/13/09	420.000	12,552.29	7,857.96 f t	4,694.33
03/06/09	06/03/09	95.000	2,885.07	1,170.40 f	1,714.67
		USD Subtotal	15,437.36	9,028.36	
TEXAS INSTRUMENTS INC /882508104					
10/10/08	05/13/09	50.000	849.97	933.22 f t	83.25-
Wash Sale Disallowed Loss				83.25-	83.25
various	06/03/09	250.000	4,972.37	4,386.85 f t	585.52
		USD Subtotal	5,822.34	5,236.82	
TRAVELERS COS INC COM /89417E109					
10/14/08	06/03/09	35.000	1,496.91	1,291.46 f t	205.45
UNITEDHEALTH GROUP /91324P102					
07/24/08	05/13/09	120.000	3,313.11	3,259.07 f t	54.04
various	06/03/09	90.000	2,471.33	2,361.47 f t	109.86
		USD Subtotal	5,784.44	5,620.54	
UNUM GROUP /91529Y106					
03/06/09	05/13/09	105.000	1,721.41	841.05 f	880.36
03/06/09	06/03/09	190.000	3,233.71	1,521.90 f	1,711.81
03/06/09	10/06/09	65.000	1,379.26	520.65 f	858.61
		USD Subtotal	6,334.38	2,883.60	

2009 Supplemental Information



Account No.	Taxpayer ID.	Page
674-256870	39-6695585	8 of 12

KAREN J GLANERT CHARITABLE TRU
KAREN J GLANERT
16525 HERON COACH WAY
FORT MYERS FL 33908-5521

Customer Service: 239-919-1268

Detail Information

Short-Term Realized Gain/Loss

Description / CUSIP	Date Acquired	Date Sold	Quantity	Proceeds	Cost Basis	Gain/Loss (-)
---------------------	---------------	-----------	----------	----------	------------	---------------

Cost basis, realized gain and loss, and holding period information reported may not reflect all adjustments necessary for tax reporting purposes. This information is not reported to the IRS. It may assist you in tax return preparation

WELLS FARGO & CO NEW /949746101

various	05/13/09	650.000	16,171.58	12,090.72 f t	4,080.86
03/06/09	06/03/09	90.000	2,168.94	807.30 f	1,361.64
USD Subtotal			18,340.52	12,898.02	

WESCO INTERNATIONAL INC /95082P105

various	06/03/09	80.000	2,143.94	1,184.26 f t	959.68
---------	----------	--------	----------	--------------	--------

Proceeds
226,241.16

Cost Basis
156,651.86

Short-Term Realized Gain	92,114.03
Short-Term Realized Loss	22,607.98-
Short-Term Realized Disallowed Loss	83.25
Total Short-Term Realized Gain/Loss	69,589.30

f - FIFO (First-in, First-out)

t - Cost basis information was provided by a third party. We treat it as original cost basis, as of the date it is provided, and we assume that for equities, it reflects any prior corporate actions, and for asset-backed fixed-income securities, it reflects any prior principal pay downs. We do not apply any wash sale rules to tax lots with third party-provided cost basis.

s - Cost basis and gain/loss reporting for this security are based on Specific Share Identification.

Detail Information

Long-Term Realized Gain/Loss

Description / CUSIP	Date Acquired	Date Sold	Quantity	Proceeds	Cost Basis	Gain/Loss (-)
---------------------	---------------	-----------	----------	----------	------------	---------------

Cost basis, realized gain and loss, and holding period information reported may not reflect all adjustments necessary for tax reporting purposes. This information is not reported to the IRS. It may assist you in tax return preparation

ASPEN INSURANCE HLDGS COM USD0.15144558 /G05384105

08/03/06	06/03/09	70.000	1,700.95	1,609.60 f t	91.35
08/03/06	06/25/09	325.000	7,223.15	7,473.17 f t	250.02-
USD Subtotal			8,924.10	9,082.77	

ENDURANCE SPECIALTY HOLDINGS LTD COM /G30397106

01/18/07	06/03/09	135.000	3,891.94	4,788.74 f t	896.80-
01/18/07	08/20/09	10.000	338.60	354.72 f t	16.12-
various	11/03/09	180.000	6,461.57	6,572.10 f t	110.53-
USD Subtotal			10,692.11	11,715.56	

XL CAPITAL LTD CLASS A COM STK USD0.01 /G98255105

various	05/13/09	610.000	5,343.46	29,306.62 f t	23,963.16-
---------	----------	---------	----------	---------------	------------



2009 Supplemental Information

Account No.	Taxpayer ID.	Page
674-256870	39-6695585	9 of 12

KAREN J GLANERT CHARITABLE TRU
KAREN J GLANERT
16525 HERON COACH WAY
FORT MYERS FL 33908-5521

Customer Service: 239-919-1268

Detail Information

Long-Term Realized Gain/Loss

Description / CUSIP	Date Acquired	Date Sold	Quantity	Proceeds	Cost Basis	Gain/Loss (-)
<i>Cost basis, realized gain and loss, and holding period information reported may not reflect all adjustments necessary for tax reporting purposes. This information is not reported to the IRS. It may assist you in tax return preparation.</i>						
AGILENT TECH INC /00846U101						
	08/03/06	05/13/09	35.000	634.53	930.94 f t	296.41-
	08/03/06	06/03/09	195.000	3,804.35	5,186.67 f t	1,382.32-
			USD Subtotal	4,438.88	6,117.61	
ALCOA INC ISIN #US0138171014 /013817101						
	08/03/06	05/13/09	65.000	564.83	1,920.74 f t	1,355.91-
BANK OF AMERICA CORP /060505104						
	08/03/06	05/13/09	85.000	962.18	4,445.50 f t	3,483.32-
					3,483.32-	3,483.32
	02/08/08	05/13/09	160.000	1,811.15	6,699.20 f t	4,888.05-
					763.76-	763.76
	various	06/03/09	110.000	1,249.56	5,556.08 f	4,306.52-
			USD Subtotal	4,022.89	12,453.70	
BRINKER INTL INC /109641100						
	12/04/07	04/08/09	210.000	3,612.36	4,657.21 f t	1,044.85-
	12/04/07	04/27/09	350.000	6,422.33	7,762.02 f t	1,339.69-
			USD Subtotal	10,034.69	12,419.23	
CARTER INC FORMERLY CARTER HLDG INC TO /146229109						
	02/23/07	03/25/09	240.000	4,604.84	5,857.99 f t	1,253.15-
CHICOS FAS INC /168615102						
	04/11/08	05/13/09	580.000	4,332.48	3,513.06 f t	819.42
	04/11/08	05/19/09	60.000	492.62	363.42 f t	129.20
	04/11/08	06/03/09	395.000	3,898.55	2,392.51 f t	1,506.04
			USD Subtotal	8,723.65	6,268.99	
COMMUNITY HEALTH SYS INC NEW /203668108						
	08/02/07	05/13/09	155.000	3,679.60	5,712.19 f t	2,032.59-
	various	06/03/09	185.000	5,092.91	6,431.11 f t	1,338.20-
			USD Subtotal	8,772.51	12,143.30	
CONOCOPHILLIPS /20825C104						
	08/03/06	06/03/09	40.000	1,841.55	2,778.80 f t	937.25-
COVENTRY HEALTH CARE INC /222862104						
	05/14/07	04/13/09	220.000	3,276.02	12,957.23 f t	9,681.21-
DU PONT E I DE NEMOURS & CO /263534109						
	08/03/06	05/13/09	95.000	2,549.73	3,787.64 f t	1,237.91-
	08/03/06	06/03/09	130.000	3,781.59	5,183.09 f t	1,401.50-
			USD Subtotal	6,331.32	8,970.73	
GAP INC DEL /364760108						
	08/03/06	05/13/09	175.000	2,693.18	2,929.01 f t	235.83-
	08/03/06	06/03/09	290.000	5,245.45	4,853.79 f t	391.66
			USD Subtotal	7,938.63	7,782.80	

2009 Supplemental Information



Account No.	Taxpayer ID.	Page
674-256870	39-6695585	10 of 12

KAREN J GLANERT CHARITABLE TRU
KAREN J GLANERT
16525 HERON COACH WAY
FORT MYERS FL 33908-5521

Customer Service: 239-919-1268

Detail Information

Long-Term Realized Gain/Loss

Description / CUSIP		Quantity	Proceeds	Cost Basis	Gain/Loss (-)				
Date Acquired	Date Sold								
Cost basis, realized gain and loss, and holding period information reported may not reflect all adjustments necessary for tax reporting purposes. This information is not reported to the IRS. It may assist you in tax return preparation									
GENERAL ELECTRIC CO /369604103									
various	05/13/09	450.000	5,845.34	14,900.54 f t	9,055.20-				
04/23/08	06/03/09	130.000	1,756.25	4,214.12 f t	2,457.87-				
		USD Subtotal	7,601.59	19,114.66					
HEALTH NET INC COM /42222G108									
various	05/13/09	115.000	1,908.95	4,202.42 f t	2,293.47-				
04/29/08	06/03/09	85.000	1,279.21	2,518.25 f t	1,239.04-				
		USD Subtotal	3,188.16	6,720.67					
HERCULES OFFSHORE INC COM /427093109									
various	05/13/09	900.000	3,494.33	30,099.91 f t	26,605.58-				
JPMORGAN CHASE & CO /46625H100									
03/17/08	05/13/09	230.000	7,985.39	9,373.54 f t	1,388.15-				
03/17/08	06/03/09	75.000	2,582.18	3,056.59 f t	474.41-				
		USD Subtotal	10,567.57	12,430.13					
MARATHON OIL CORP ISIN #US5658491064 /565849106									
various	06/03/09	120.000	3,734.30	5,652.10 f t	1,917.80-				
OMNICARE INC /681904108									
07/23/07	01/15/09	40.000	1,091.59	1,410.72 f t	319.13-				
PACIFIC SUNWEAR CALIF INC /694873100									
03/20/07	03/20/09	855.000	1,371.97	16,817.85 f t	15,445.88-				
PATTERSON UTI ENERGY INC /703481101									
11/06/06	05/13/09	265.000	3,519.10	6,325.31 f t	2,806.21-				
11/06/06	06/03/09	250.000	3,487.41	5,967.28 f t	2,479.87-				
		USD Subtotal	7,006.51	12,292.59					
PFIZER INC /717081103									
08/03/06	06/03/09	55.000	815.07	1,408.55 f t	593.48-				
UNUM GROUP /91529Y106									
08/03/06	05/13/09	380.000	6,229.85	6,357.40 f t	127.55-				
WESCO INTERNATIONAL INC /95082P105									
04/24/08	05/13/09	135.000	3,183.21	5,191.72 f t	2,008.51-				

**2009 Supplemental Information**

Account No.	Taxpayer ID.	Page
674-256870	39-6695585	11 of 12

KAREN J GLANERT CHARITABLE TRU
KAREN J GLANERT
16525 HERON COACH WAY
FORT MYERS FL 33908-5521

Customer Service: 239-919-1268

Detail Information**Long-Term Realized Gain/Loss**

Description / CUSIP	Date Acquired	Date Sold	Quantity	Proceeds	Cost Basis	Gain/Loss (-)
---------------------	---------------	-----------	----------	----------	------------	---------------

Cost basis, realized gain and loss, and holding period information reported may not reflect all adjustments necessary for tax reporting purposes. This information is not reported to the IRS. It may assist you in tax return preparation.

WESCO INTERNATIONAL INC /95082P105

04/24/08	06/03/09	95.000	2,545.93	3,653.44 f t	1,107.51-
		USD Subtotal	5,729.14	8,845.16	

Proceeds

132,845.23

Cost Basis

257,431.48

Long-Term Realized Gain	2,995.10
Long-Term Realized Loss	131,828.43-
Long-Term Realized Disallowed Loss	4,247.08
Total Long-Term Realized Gain/Loss	124,586.25-

f - FIFO (First-in, First-out)

t - Cost basis information was provided by a third party. We treat it as original cost basis, as of the date it is provided, and we assume that for equities, it reflects any prior corporate actions, and for asset-backed fixed-income securities, it reflects any prior principal pay downs. We do not apply any wash sale rules to tax lots with third party-provided cost basis.

Amortization, accretion, and similar adjustments to cost basis are not provided for short-term instruments, unit investment trusts, or securities of foreign issuers.

To see the interactive *Helpful Hints for Completing Form 1040, Schedule D*, visit Fidelity.com/ScheduleD.

Important Tax Return Document Enclosed

**Application for Extension of Time To File an
Exempt Organization Return**

OMB No 1545-1709

▶ File a separate application for each return

- If you are filing for an **Automatic 3-Month Extension**, complete only **Part I** and check this box ▶ ☒
- If you are filing for an **Additional (Not Automatic) 3-Month Extension**, complete only **Part II** (on page 2 of this form)

Do not complete Part II unless you have already been granted an automatic 3-month extension on a previously filed Form 8868**Part I Automatic 3-Month Extension of Time.** Only submit original (no copies needed)A corporation required to file Form 990-T and requesting an automatic 6-month extension - check this box and complete Part I only ▶ ☐*All other corporations (including 1120-C filers), partnerships, REMICs, and trusts must use Form 7004 to request an extension of time to file income tax returns*

Electronic Filing (e-file). Generally, you can electronically file Form 8868 if you want a 3 month automatic extension of time to file one of the returns noted below (6 months for a corporation required to file Form 990-T). However, you cannot file Form 8868 electronically if (1) you want the additional (not automatic) 3-month extension or (2) you file Forms 990-BL, 6069, or 8870, group returns, or a composite or consolidated Form 990-T. Instead, you must submit the fully completed and signed page 2 (Part II) of Form 8868. For more details on the electronic filing of this form, visit www.irs.gov/efile and click on *e-file for Charities & Nonprofits*.

Type or print File by the due date for filing your return. See instructions.	Name of Exempt Organization	Employer identification number
	KAREN J. GLANERT CHARITABLE TRUST	39-6695585
	Number, street, and room or suite no. If a P.O. box, see instructions 2933 WEST RANGE LINE COURT, UNIT 102N	
	City, town or post office, state, and ZIP code. For a foreign address, see instructions. MEQUON, WI 53092	

Check type of return to be filed (file a separate application for each return)

- | | | |
|---|---|------------------------------------|
| <input type="checkbox"/> Form 990 | <input type="checkbox"/> Form 990-T (corporation) | <input type="checkbox"/> Form 4720 |
| <input type="checkbox"/> Form 990-BL | <input type="checkbox"/> Form 990-T (sec. 401(a) or 408(a) trust) | <input type="checkbox"/> Form 5227 |
| <input type="checkbox"/> Form 990-EZ | <input type="checkbox"/> Form 990-T (trust other than above) | <input type="checkbox"/> Form 6069 |
| <input checked="" type="checkbox"/> Form 990-PF | <input type="checkbox"/> Form 1041-A | <input type="checkbox"/> Form 8870 |

HILL, BARTH & KING LLC

- The books are in the care of ▶ **3838 TAMiami TRAIL NORTH, SUITE 200 - NAPLES, FL 34103**
Telephone No ▶ **(239) 263-2111** FAX No ▶ **(239) 263-0496**

- If the organization does not have an office or place of business in the United States, check this box ▶ ☐
- If this is for a Group Return, enter the organization's four digit Group Exemption Number (GEN) _____ If this is for the whole group, check this box ▶ ☐ If it is for part of the group, check this box ▶ ☐ and attach a list with the names and EINs of all members the extension will cover

- 1 I request an automatic 3-month (6-months for a corporation required to file Form 990-T) extension of time until **AUGUST 15, 2010**, to file the exempt organization return for the organization named above. The extension is for the organization's return for:
▶ ☒ calendar year **2009** or
▶ ☐ tax year beginning _____, and ending _____

- 2 If this tax year is for less than 12 months, check reason: ☐ Initial return ☐ Final return ☐ Change in accounting period

3a If this application is for Form 990-BL, 990-PF, 990-T, 4720, or 6069, enter the tentative tax, less any nonrefundable credits. See instructions.	3a	\$ 377.
b If this application is for Form 990-PF or 990-T, enter any refundable credits and estimated tax payments made. Include any prior year overpayment allowed as a credit.	3b	\$ 800.
c Balance Due. Subtract line 3b from line 3a. Include your payment with this form, or, if required, deposit with FTD coupon or, if required, by using EFTPS (Electronic Federal Tax Payment System). See instructions.	3c	\$ 0.

Caution. If you are going to make an electronic fund withdrawal with this Form 8868, see Form 8453-EO and Form 8879-EO for payment instructions

LHA For Privacy Act and Paperwork Reduction Act Notice, see Instructions.

Form **8868** (Rev. 4-2009)