



See a Social Security Number? Say Something!
Report Privacy Problems to <https://public.resource.org/privacy>
Or call the IRS Identity Theft Hotline at 1-800-908-4490



Return of Private Foundation

or Section 4947(a)(1) Nonexempt Charitable Trust

Treated as a Private Foundation

2009

Department of the Treasury
Internal Revenue Service

Note. The foundation may be able to use a copy of this return to satisfy state reporting requirements.

For calendar year 2009, or tax year beginning , and ending

G Check all that apply: ☐ Initial return ☐ Initial return of a former public charity ☐ Final return
☐ Amended return ☐ Address change ☐ Name change

Use the IRS label. Otherwise, print or type. See Specific Instructions	Name of foundation WINSHIP MEMORIAL SCHOLARSHIP FOUNDATION		A Employer identification number 38-6092543
	C/O COMERICA BANK		B Telephone number (269) 966-6344
	Number and street (or P O box number if mail is not delivered to street address) Room/suite 49 WEST MICHIGAN AVE.		C If exemption application is pending, check here <input type="checkbox"/>
	City or town, state, and ZIP code BATTLE CREEK, MI 49017		D 1. Foreign organizations, check here <input type="checkbox"/> 2. Foreign organizations meeting the 85% test, check here and attach computation <input type="checkbox"/>
H Check type of organization: <input checked="" type="checkbox"/> Section 501(c)(3) exempt private foundation <input type="checkbox"/> Section 4947(a)(1) nonexempt charitable trust <input type="checkbox"/> Other taxable private foundation		E If private foundation status was terminated under section 507(b)(1)(A), check here <input type="checkbox"/>	
I Fair market value of all assets at end of year (from Part II, col. (c), line 16) \$ 3,239,706.		F If the foundation is in a 60-month termination under section 507(b)(1)(B), check here <input type="checkbox"/>	
J Accounting method: <input checked="" type="checkbox"/> Cash <input type="checkbox"/> Accrual <input type="checkbox"/> Other (specify) _____			

Part I Analysis of Revenue and Expenses (The total of amounts in columns (b), (c), and (d) may not necessarily equal the amounts in column (a))		(a) Revenue and expenses per books	(b) Net investment income	(c) Adjusted net income	(d) Disbursements for charitable purposes (cash basis only)
Revenue	1 Contributions, gifts, grants, etc., received			N/A	
	2 Check <input checked="" type="checkbox"/> if the foundation is not required to attach Sch B				
	3 Interest on savings and temporary cash investments	784.	784.		STATEMENT 1
	4 Dividends and interest from securities	89,589.	89,589.		STATEMENT 2
	5a Gross rents				
	b Net rental income or (loss)				
	6a Net gain or (loss) from sale of assets not on line 10	68,951.			
	b Gross sales price for all assets on line 6a	785,383.			
	7 Capital gain net income (from Part IV, line 2)		68,951.		
	8 Net short-term capital gain				
	9 Income modifications				
	10a Gross sales less returns and allowances				
b Less Cost of goods sold					
c Gross profit or (loss)					
11 Other income	4,450.	0.		STATEMENT 3	
12 Total. Add lines 1 through 11	163,774.	159,324.			
Operating and Administrative Expenses	13 Compensation of officers, directors, trustees, etc	65,620.	25,270.		40,350.
	14 Other employee salaries and wages				
	15 Pension plans, employee benefits				
	16a Legal fees				
	b Accounting fees	1,575.	788.		787.
	c Other professional fees				
	17 Interest				
	18 Taxes	1,605.	85.		0.
	19 Depreciation and depletion				
	20 Occupancy				
	21 Travel, conferences, and meetings				
	22 Printing and publications	166.	0.		166.
	23 Other expenses	668.	10.		658.
	24 Total operating and administrative expenses. Add lines 13 through 23	69,634.	26,153.		41,961.
	25 Contributions, gifts, grants paid	165,600.			165,600.
26 Total expenses and disbursements. Add lines 24 and 25	235,234.	26,153.		207,561.	
27 Subtract line 26 from line 12:					
a Excess of revenue over expenses and disbursements	-71,460.				
b Net investment income (if negative, enter -0-)		133,171.			
c Adjusted net income (if negative, enter -0-)			N/A		

SCANNED APR 19 2010

RECEIVED
STMT 4
APR 16 2010
STMT 5
STMT 6
CASH, UT

WINSHIP MEMORIAL SCHOLARSHIP FOUNDATION

Form 990-PF (2009)

C/O COMERICA BANK

38-6092543

Page 2

Part II Balance Sheets		Attached schedules and amounts in the description column should be for end-of-year amounts only		Beginning of year	End of year	
				(a) Book Value	(b) Book Value	(c) Fair Market Value
Assets	1	Cash - non-interest-bearing				
	2	Savings and temporary cash investments		509,476.	18,080.	18,080.
	3	Accounts receivable				
		Less: allowance for doubtful accounts				
	4	Pledges receivable				
		Less: allowance for doubtful accounts				
	5	Grants receivable				
	6	Receivables due from officers, directors, trustees, and other disqualified persons				
	7	Other notes and loans receivable				
		Less: allowance for doubtful accounts				
	8	Inventories for sale or use				
	9	Prepaid expenses and deferred charges				
	10a	Investments - U.S. and state government obligations	STMT 7	300,383.	307,158.	311,625.
	b	Investments - corporate stock	STMT 8	1,000,766.	1,213,774.	1,701,130.
	c	Investments - corporate bonds	STMT 9	964,711.	964,711.	1,008,718.
11	Investments - land, buildings, and equipment: basis					
	Less: accumulated depreciation					
12	Investments - mortgage loans					
13	Investments - other	STMT 10	0.	200,153.	200,153.	
14	Land, buildings, and equipment: basis					
	Less: accumulated depreciation					
15	Other assets (describe)					
16	Total assets (to be completed by all filers)		2,775,336.	2,703,876.	3,239,706.	
Liabilities	17	Accounts payable and accrued expenses				
	18	Grants payable				
	19	Deferred revenue				
	20	Loans from officers, directors, trustees, and other disqualified persons				
	21	Mortgages and other notes payable				
	22	Other liabilities (describe)				
	23	Total liabilities (add lines 17 through 22)		0.	0.	
Net Assets or Fund Balances	Foundations that follow SFAS 117, check here <input type="checkbox"/> and complete lines 24 through 26 and lines 30 and 31.					
	24	Unrestricted				
	25	Temporarily restricted				
	26	Permanently restricted				
	Foundations that do not follow SFAS 117, check here <input checked="" type="checkbox"/> and complete lines 27 through 31.					
	27	Capital stock, trust principal, or current funds		2,444,856.	2,444,856.	
	28	Paid-in or capital surplus, or land, bldg, and equipment fund		0.	0.	
	29	Retained earnings, accumulated income, endowment, or other funds		330,480.	259,020.	
	30	Total net assets or fund balances		2,775,336.	2,703,876.	
	31	Total liabilities and net assets/fund balances		2,775,336.	2,703,876.	

Part III Analysis of Changes in Net Assets or Fund Balances

1	Total net assets or fund balances at beginning of year - Part II, column (a), line 30 (must agree with end-of-year figure reported on prior year's return)	1	2,775,336.
2	Enter amount from Part I, line 27a	2	-71,460.
3	Other increases not included in line 2 (itemize)	3	0.
4	Add lines 1, 2, and 3	4	2,703,876.
5	Decreases not included in line 2 (itemize)	5	0.
6	Total net assets or fund balances at end of year (line 4 minus line 5) - Part II, column (b), line 30	6	2,703,876.

Form 990-PF (2009)

WINSHIP MEMORIAL SCHOLARSHIP FOUNDATION

Form 990-PF (2009)

C/O COMERICA BANK

38-6092543 Page 3

Part IV Capital Gains and Losses for Tax on Investment Income

(a) List and describe the kind(s) of property sold (e.g., real estate, 2-story brick warehouse, or common stock, 200 shs MLC Co.)	(b) How acquired P - Purchase D - Donation	(c) Date acquired (mo., day, yr.)	(d) Date sold (mo., day, yr.)
1a			
b SEE ATTACHED STATEMENTS			
c			
d			
e			

(e) Gross sales price	(f) Depreciation allowed (or allowable)	(g) Cost or other basis plus expense of sale	(h) Gain or (loss) (e) plus (f) minus (g)
a			
b			
c			
d			
e 785,383.		716,432.	68,951.

Complete only for assets showing gain in column (h) and owned by the foundation on 12/31/69			(l) Gains (Col (h) gain minus col (k), but not less than -0-) or Losses (from col (h))
(i) FMV as of 12/31/69	(j) Adjusted basis as of 12/31/69	(k) Excess of col (i) over col (j), if any	
a			
b			
c			
d			
e			68,951.

2 Capital gain net income or (net capital loss)	{ If gain, also enter in Part I, line 7 If (loss), enter -0- in Part I, line 7 }	2	68,951.
3 Net short-term capital gain or (loss) as defined in sections 1222(5) and (6) If gain, also enter in Part I, line 8, column (c). If (loss), enter -0- in Part I, line 8	{ }	3	N/A

Part V Qualification Under Section 4940(e) for Reduced Tax on Net Investment Income

(For optional use by domestic private foundations subject to the section 4940(a) tax on net investment income.)

If section 4940(d)(2) applies, leave this part blank

Was the foundation liable for the section 4942 tax on the distributable amount of any year in the base period?

☐ Yes ☒ No

If "Yes," the foundation does not qualify under section 4940(e). Do not complete this part.

1 Enter the appropriate amount in each column for each year, see instructions before making any entries

(a) Base period years Calendar year (or tax year beginning in)	(b) Adjusted qualifying distributions	(c) Net value of noncharitable-use assets	(d) Distribution ratio (col (b) divided by col. (c))
2008	179,636.	3,500,286.	.051320
2007	201,872.	3,865,120.	.052229
2006	197,921.	3,668,970.	.053945
2005	209,412.	3,662,083.	.057184
2004	207,577.	3,668,098.	.056590

2 Total of line 1, column (d)	2	.271268
3 Average distribution ratio for the 5-year base period - divide the total on line 2 by 5, or by the number of years the foundation has been in existence if less than 5 years	3	.054254
4 Enter the net value of noncharitable-use assets for 2009 from Part X, line 5	4	3,042,087.
5 Multiply line 4 by line 3	5	165,045.
6 Enter 1% of net investment income (1% of Part I, line 27b)	6	1,332.
7 Add lines 5 and 6	7	166,377.
8 Enter qualifying distributions from Part XII, line 4	8	207,561.

If line 8 is equal to or greater than line 7, check the box in Part VI, line 1b, and complete that part using a 1% tax rate. See the Part VI instructions.

WINSHIP MEMORIAL SCHOLARSHIP FOUNDATION

Form 990-PF (2009)

C/O COMERICA BANK

38-6092543

Page 4

Part VI Excise Tax Based on Investment Income (Section 4940(a), 4940(b), 4940(e), or 4948 - see instructions)

1a Exempt operating foundations described in section 4940(d)(2), check here <input type="checkbox"/> and enter "N/A" on line 1 Date of ruling or determination letter _____ (attach copy of letter if necessary-see instructions)		1	1,332.
b Domestic foundations that meet the section 4940(e) requirements in Part V, check here <input checked="" type="checkbox"/> and enter 1% of Part I, line 27b		2	0.
c All other domestic foundations enter 2% of line 27b. Exempt foreign organizations enter 4% of Part I, line 12, col (b)		3	1,332.
2 Tax under section 511 (domestic section 4947(a)(1) trusts and taxable foundations only. Others enter -0-)		4	0.
3 Add lines 1 and 2		5	1,332.
4 Subtitle A (income) tax (domestic section 4947(a)(1) trusts and taxable foundations only. Others enter -0-)			
5 Tax based on investment income. Subtract line 4 from line 3. If zero or less, enter -0-			
6 Credits/Payments			
a 2009 estimated tax payments and 2008 overpayment credited to 2009	6a	1,960.	
b Exempt foreign organizations - tax withheld at source	6b		
c Tax paid with application for extension of time to file (Form 8868)	6c		
d Backup withholding erroneously withheld	6d		
7 Total credits and payments. Add lines 6a through 6d	7	1,960.	
8 Enter any penalty for underpayment of estimated tax. Check here <input type="checkbox"/> if Form 2220 is attached	8		
9 Tax due. If the total of lines 5 and 8 is more than line 7, enter amount owed	9		
10 Overpayment. If line 7 is more than the total of lines 5 and 8, enter the amount overpaid	10	628.	
11 Enter the amount of line 10 to be Credited to 2010 estimated tax	11	0.	

Part VII-A Statements Regarding Activities

	Yes	No
1a During the tax year, did the foundation attempt to influence any national, state, or local legislation or did it participate or intervene in any political campaign?		X
1b Did it spend more than \$100 during the year (either directly or indirectly) for political purposes (see instructions for definition)? If the answer is "Yes" to 1a or 1b, attach a detailed description of the activities and copies of any materials published or distributed by the foundation in connection with the activities.		X
1c Did the foundation file Form 1120-POL for this year?		X
2 Enter the amount (if any) of tax on political expenditures (section 4955) imposed during the year: (1) On the foundation <input type="checkbox"/> \$ 0. (2) On foundation managers <input type="checkbox"/> \$ 0.		
e Enter the reimbursement (if any) paid by the foundation during the year for political expenditure tax imposed on foundation managers <input type="checkbox"/> \$ 0.		
2 Has the foundation engaged in any activities that have not previously been reported to the IRS? If "Yes," attach a detailed description of the activities.		X
3 Has the foundation made any changes, not previously reported to the IRS, in its governing instrument, articles of incorporation, or bylaws, or other similar instruments? If "Yes," attach a conformed copy of the changes		X
4a Did the foundation have unrelated business gross income of \$1,000 or more during the year?		X
b If "Yes," has it filed a tax return on Form 990-T for this year?		N/A
5 Was there a liquidation, termination, dissolution, or substantial contraction during the year? If "Yes," attach the statement required by General Instruction T.		X
6 Are the requirements of section 508(e) (relating to sections 4941 through 4945) satisfied either: • By language in the governing instrument, or • By state legislation that effectively amends the governing instrument so that no mandatory directions that conflict with the state law remain in the governing instrument?	X	
7 Did the foundation have at least \$5,000 in assets at any time during the year? If "Yes," complete Part II, col. (c), and Part XV.	X	
8a Enter the states to which the foundation reports or with which it is registered (see instructions) MI		
b If the answer is "Yes" to line 7, has the foundation furnished a copy of Form 990-PF to the Attorney General (or designate) of each state as required by General Instruction G? If "No," attach explanation	X	
9 Is the foundation claiming status as a private operating foundation within the meaning of section 4942(j)(3) or 4942(j)(5) for calendar year 2009 or the taxable year beginning in 2009 (see instructions for Part XIV)? If "Yes," complete Part XIV		X
10 Did any persons become substantial contributors during the tax year? If "Yes," attach a schedule listing their names and addresses		X

Form 990-PF (2009)

Part VII-A Statements Regarding Activities (continued)

11	At any time during the year, did the foundation, directly or indirectly, own a controlled entity within the meaning of section 512(b)(13)? If "Yes," attach schedule (see instructions)	11		X
12	Did the foundation acquire a direct or indirect interest in any applicable insurance contract before August 17, 2008?	12		X
13	Did the foundation comply with the public inspection requirements for its annual returns and exemption application? Website address ► N/A	13	X	
14	The books are in care of ► COMERICA BANK Located at ► 49 W. MICHIGAN AVE., BATTLE CREEK, MI Telephone no. ► (269) 966-6344 ZIP+4 ► 49017			
15	Section 4947(a)(1) nonexempt charitable trusts filing Form 990-PF in lieu of Form 1041 - Check here and enter the amount of tax-exempt interest received or accrued during the year	15		N/A

Part VII-B Statements Regarding Activities for Which Form 4720 May Be Required

File Form 4720 if any item is checked in the "Yes" column, unless an exception applies.

	Yes	No
1a During the year did the foundation (either directly or indirectly)		
(1) Engage in the sale or exchange, or leasing of property with a disqualified person? <input type="checkbox"/> Yes <input checked="" type="checkbox"/> No		
(2) Borrow money from, lend money to, or otherwise extend credit to (or accept it from) a disqualified person? <input type="checkbox"/> Yes <input checked="" type="checkbox"/> No		
(3) Furnish goods, services, or facilities to (or accept them from) a disqualified person? <input type="checkbox"/> Yes <input checked="" type="checkbox"/> No		
(4) Pay compensation to, or pay or reimburse the expenses of, a disqualified person? <input type="checkbox"/> Yes <input checked="" type="checkbox"/> No		
(5) Transfer any income or assets to a disqualified person (or make any of either available for the benefit or use of a disqualified person)? <input type="checkbox"/> Yes <input checked="" type="checkbox"/> No		
(6) Agree to pay money or property to a government official? (Exception. Check "No" if the foundation agreed to make a grant to or to employ the official for a period after termination of government service, if terminating within 90 days) <input type="checkbox"/> Yes <input checked="" type="checkbox"/> No		
b If any answer is "Yes" to 1a(1)-(6), did any of the acts fail to qualify under the exceptions described in Regulations section 53.4941(d)-3 or in a current notice regarding disaster assistance (see page 20 of the instructions)? N/A	1b	
Organizations relying on a current notice regarding disaster assistance check here <input type="checkbox"/>		
c Did the foundation engage in a prior year in any of the acts described in 1a, other than excepted acts, that were not corrected before the first day of the tax year beginning in 2009?	1c	X
2 Taxes on failure to distribute income (section 4942) (does not apply for years the foundation was a private operating foundation defined in section 4942(j)(3) or 4942(j)(5))		
a At the end of tax year 2009, did the foundation have any undistributed income (lines 6d and 6e, Part XIII) for tax year(s) beginning before 2009? <input type="checkbox"/> Yes <input checked="" type="checkbox"/> No If "Yes," list the years ►		
b Are there any years listed in 2a for which the foundation is not applying the provisions of section 4942(a)(2) (relating to incorrect valuation of assets) to the year's undistributed income? (If applying section 4942(a)(2) to all years listed, answer "No" and attach statement - see instructions) N/A	2b	
c If the provisions of section 4942(a)(2) are being applied to any of the years listed in 2a, list the years here ►		
3a Did the foundation hold more than a 2% direct or indirect interest in any business enterprise at any time during the year? <input type="checkbox"/> Yes <input checked="" type="checkbox"/> No		
b If "Yes," did it have excess business holdings in 2009 as a result of (1) any purchase by the foundation or disqualified persons after May 26, 1969, (2) the lapse of the 5-year period (or longer period approved by the Commissioner under section 4943(c)(7)) to dispose of holdings acquired by gift or bequest, or (3) the lapse of the 10-, 15-, or 20-year first phase holding period? (Use Schedule C, Form 4720, to determine if the foundation had excess business holdings in 2009.) N/A	3b	
4a Did the foundation invest during the year any amount in a manner that would jeopardize its charitable purposes?	4a	X
b Did the foundation make any investment in a prior year (but after December 31, 1969) that could jeopardize its charitable purpose that had not been removed from jeopardy before the first day of the tax year beginning in 2009?	4b	X

Form 990-PF (2009)

Part VII-B Statements Regarding Activities for Which Form 4720 May Be Required (continued)

5a During the year did the foundation pay or incur any amount to

(1) Carry on propaganda, or otherwise attempt to influence legislation (section 4945(e))?

☐ Yes ☒ No

(2) Influence the outcome of any specific public election (see section 4955), or to carry on, directly or indirectly, any voter registration drive?

☐ Yes ☒ No

(3) Provide a grant to an individual for travel, study, or other similar purposes?

☒ Yes ☐ No

(4) Provide a grant to an organization other than a charitable, etc., organization described in section 509(a)(1), (2), or (3), or section 4940(d)(2)?

☐ Yes ☒ No

(5) Provide for any purpose other than religious, charitable, scientific, literary, or educational purposes, or for the prevention of cruelty to children or animals?

☐ Yes ☒ No

b If any answer is "Yes" to 5a(1)-(5), did any of the transactions fail to qualify under the exceptions described in Regulations section 53.4945 or in a current notice regarding disaster assistance (see instructions)?

Organizations relying on a current notice regarding disaster assistance check here

☐

5b

X

c If the answer is "Yes" to question 5a(4), does the foundation claim exemption from the tax because it maintained expenditure responsibility for the grant?

N/A

☐ Yes ☐ No

If "Yes," attach the statement required by Regulations section 53.4945-5(d).

6a Did the foundation, during the year, receive any funds, directly or indirectly, to pay premiums on a personal benefit contract?

☐ Yes ☒ No

b Did the foundation, during the year, pay premiums, directly or indirectly, on a personal benefit contract?

6b

X

If "Yes" to 6b, file Form 8870.

7a At any time during the tax year, was the foundation a party to a prohibited tax shelter transaction?

☐ Yes ☒ No

b If yes, did the foundation receive any proceeds or have any net income attributable to the transaction?

N/A

7b

Part VIII Information About Officers, Directors, Trustees, Foundation Managers, Highly Paid Employees, and Contractors

1 List all officers, directors, trustees, foundation managers and their compensation.

(a) Name and address	(b) Title, and average hours per week devoted to position	(c) Compensation (If not paid, enter -0-)	(d) Contributions to employee benefit plans and deferred compensation	(e) Expense account, other allowances
COMERICA BANK	TRUSTEE			
49 W MICHIGAN AVE				
BATTLE CREEK, MI 49017	0.00	65,620.	0.	0.
OTHER OFFICERS - SEE STATEMENT 12				
	0.00	0.	0.	0.

2 Compensation of five highest-paid employees (other than those included on line 1). If none, enter "NONE."

(a) Name and address of each employee paid more than \$50,000	(b) Title, and average hours per week devoted to position	(c) Compensation	(d) Contributions to employee benefit plans and deferred compensation	(e) Expense account, other allowances
NONE				

Total number of other employees paid over \$50,000

0

Part VIII**Information About Officers, Directors, Trustees, Foundation Managers, Highly Paid Employees, and Contractors** (continued)**3** Five highest-paid independent contractors for professional services. If none, enter "NONE."

(a) Name and address of each person paid more than \$50,000	(b) Type of service	(c) Compensation
NONE		

Total number of others receiving over \$50,000 for professional services

0

Part IX-A**Summary of Direct Charitable Activities**

List the foundation's four largest direct charitable activities during the tax year. Include relevant statistical information such as the number of organizations and other beneficiaries served, conferences convened, research papers produced, etc.

	Expenses
1 GRANTING EDUCATIONAL SCHOLARSHIPS	
	165,600.
2	
3	
4	

Part IX-B**Summary of Program-Related Investments**

Describe the two largest program-related investments made by the foundation during the tax year on lines 1 and 2

	Amount
1 N/A	
2	
All other program-related investments See instructions	
3	

Total. Add lines 1 through 3

0.

Form 990-PF (2009)

Part X Minimum Investment Return (All domestic foundations must complete this part. Foreign foundations, see instructions.)

1	Fair market value of assets not used (or held for use) directly in carrying out charitable, etc., purposes		
a	Average monthly fair market value of securities	1a	2,795,934.
b	Average of monthly cash balances	1b	292,479.
c	Fair market value of all other assets	1c	
d	Total (add lines 1a, b, and c)	1d	3,088,413.
e	Reduction claimed for blockage or other factors reported on lines 1a and 1c (attach detailed explanation)	1e	0.
2	Acquisition indebtedness applicable to line 1 assets	2	0.
3	Subtract line 2 from line 1d	3	3,088,413.
4	Cash deemed held for charitable activities. Enter 1 1/2% of line 3 (for greater amount, see instructions)	4	46,326.
5	Net value of noncharitable-use assets. Subtract line 4 from line 3. Enter here and on Part V, line 4	5	3,042,087.
6	Minimum investment return. Enter 5% of line 5	6	152,104.

Part XI Distributable Amount (see instructions) (Section 4942(j)(3) and (j)(5) private operating foundations and certain foreign organizations check here ☐ and do not complete this part)

1	Minimum investment return from Part X, line 6	1	152,104.
2a	Tax on investment income for 2009 from Part VI, line 5	2a	1,332.
2b	Income tax for 2009. (This does not include the tax from Part VI)	2b	
c	Add lines 2a and 2b	2c	1,332.
3	Distributable amount before adjustments. Subtract line 2c from line 1	3	150,772.
4	Recoveries of amounts treated as qualifying distributions	4	4,450.
5	Add lines 3 and 4	5	155,222.
6	Deduction from distributable amount (see instructions)	6	0.
7	Distributable amount as adjusted. Subtract line 6 from line 5. Enter here and on Part XIII, line 1	7	155,222.

Part XII Qualifying Distributions (see instructions)

1	Amounts paid (including administrative expenses) to accomplish charitable, etc., purposes		
a	Expenses, contributions, gifts, etc. - total from Part I, column (d), line 26	1a	207,561.
b	Program-related investments - total from Part IX-B	1b	0.
2	Amounts paid to acquire assets used (or held for use) directly in carrying out charitable, etc., purposes	2	
3	Amounts set aside for specific charitable projects that satisfy the:		
a	Suitability test (prior IRS approval required)	3a	
b	Cash distribution test (attach the required schedule)	3b	
4	Qualifying distributions. Add lines 1a through 3b. Enter here and on Part V, line 8, and Part XIII, line 4	4	207,561.
5	Foundations that qualify under section 4940(e) for the reduced rate of tax on net investment income. Enter 1% of Part I, line 27b	5	1,332.
6	Adjusted qualifying distributions. Subtract line 5 from line 4	6	206,229.

Note. The amount on line 6 will be used in Part V, column (b), in subsequent years when calculating whether the foundation qualifies for the section 4940(e) reduction of tax in those years

WINSHIP MEMORIAL SCHOLARSHIP FOUNDATION
C/O COMERICA BANK

Form 990-PF (2009)

38-6092543

Page 9

Part XIII Undistributed Income (see instructions)

	(a) Corpus	(b) Years prior to 2008	(c) 2008	(d) 2009
1 Distributable amount for 2009 from Part XI, line 7				155,222.
2 Undistributed income, if any, as of the end of 2009				
a Enter amount for 2008 only			0.	
b Total for prior years		0.		
3 Excess distributions carryover, if any, to 2009				
a From 2004	21,673.			
b From 2005	30,312.			
c From 2006	17,375.			
d From 2007	10,989.			
e From 2008	4,482.			
f Total of lines 3a through e	84,831.			
4 Qualifying distributions for 2009 from Part XII, line 4. ► \$	207,561.			
a Applied to 2008, but not more than line 2a			0.	
b Applied to undistributed income of prior years (Election required - see instructions)		0.		
c Treated as distributions out of corpus (Election required - see instructions)	0.			
d Applied to 2009 distributable amount				155,222.
e Remaining amount distributed out of corpus	52,339.			
5 Excess distributions carryover applied to 2009 (If an amount appears in column (d), the same amount must be shown in column (a))	0.			0.
6 Enter the net total of each column as indicated below:				
a Corpus Add lines 3f, 4c, and 4e Subtract line 5	137,170.			
b Prior years' undistributed income. Subtract line 4b from line 2b		0.		
c Enter the amount of prior years' undistributed income for which a notice of deficiency has been issued, or on which the section 4942(a) tax has been previously assessed		0.		
d Subtract line 6c from line 6b Taxable amount - see instructions		0.		
e Undistributed income for 2008 Subtract line 4a from line 2a Taxable amount - see instr			0.	
f Undistributed income for 2009. Subtract lines 4d and 5 from line 1 This amount must be distributed in 2010				0.
7 Amounts treated as distributions out of corpus to satisfy requirements imposed by section 170(b)(1)(F) or 4942(g)(3)	0.			
8 Excess distributions carryover from 2004 not applied on line 5 or line 7	21,673.			
9 Excess distributions carryover to 2010. Subtract lines 7 and 8 from line 6a	115,497.			
10 Analysis of line 9				
a Excess from 2005	30,312.			
b Excess from 2006	17,375.			
c Excess from 2007	10,989.			
d Excess from 2008	4,482.			
e Excess from 2009	52,339.			

Page 10

N/A

Form **990-PF** (2009)

Part XV **Supplementary Information** (continued)**3 Grants and Contributions Paid During the Year or Approved for Future Payment**

Recipient	If recipient is an individual, show any relationship to any foundation manager or substantial contributor	Foundation status of recipient	Purpose of grant or contribution	Amount
Name and address (home or business)				
<p>a <i>Paid during the year</i></p> <p>SEE ATTACHED SCHEDULE OF SCHOLARSHIP RECIPIENTS STATEMENT 13</p>	NONE	N/A	EDUCATIONAL	165,600.
Total			▶ 3a	165,600.
<p>b <i>Approved for future payment</i></p> <p>NONE</p>				
Total			▶ 3b	0.

Enter gross amounts unless otherwise indicated		Unrelated business income		Excluded by section 512, 513, or 514		(e) Related or exempt function income
	(a) Business code	(b) Amount	(c) Exclu- sion code	(d) Amount		
1 Program service revenue						
a _____						
b _____						
c _____						
d _____						
e _____						
f _____						
g Fees and contracts from government agencies						
2 Membership dues and assessments						
3 Interest on savings and temporary cash investments			14	784.		
4 Dividends and interest from securities			14	89,589.		
5 Net rental income or (loss) from real estate						
a Debt-financed property						
b Not debt-financed property						
6 Net rental income or (loss) from personal property						
7 Other investment income						
8 Gain or (loss) from sales of assets other than inventory			18	68,951.		
9 Net income or (loss) from special events						
10 Gross profit or (loss) from sales of inventory						
11 Other revenue						
a RETURN OF SCHOLARSHIPS						4,450.
b _____						
c _____						
d _____						
e _____						
12 Subtotal. Add columns (b), (d), and (e)		0.		159,324.		4,450.
13 Total. Add line 12, columns (b), (d), and (e)						163,774.

[illegible]

Part IV Capital Gains and Losses for Tax on Investment Income

(a) List and describe the kind(s) of property sold, e.g., real estate, 2-story bnck warehouse, or common stock, 200 shs MLC Co		(b) How acquired P - Purchase D - Donation	(c) Date acquired (mo, day, yr.)	(d) Date sold (mo, day, yr.)
1a	AMBAC FINANCIAL GROUP - 700 SHS	P	VARIOUS	04/01/09
b	BANK OF AMERICA CORP - 1352 SHS	P	VARIOUS	04/01/09
c	CISCO SYS INC - 1250 SHS	P	12/08/98	10/29/09
d	CONOCOPHILLIPS - 1200 SHS	P	09/03/04	07/02/09
e	EXPRESS SCRIPTS - 500 SHS	P	03/14/02	07/02/09
f	FEDERATED ARMS - 5112.4750 SHS	P	10/29/09	11/18/09
g	GILEAD SCIENCES INC - 600 SHS	P	06/06/06	10/15/09
h	KROGER CO - 2000 SHS	P	04/29/09	10/15/09
i	L-3 COMMUNICATIONS - 900 SHS	P	02/05/03	07/02/09
j	LINCOLN NATIONAL CORP - 1500 SHS	P	01/09/04	07/02/09
k	MCDONALDS CORP - 700 SHS	P	07/02/09	10/15/09
l	OMNICOM GROUP INC - 1350 SHS	P	03/10/04	07/02/09
m	ORACLE CORPORATION - 2250 SHS	P	03/30/95	07/02/09
n	ORACLE CORPORATION - 1000 SHS	P	03/30/95	10/29/09
o	PROCTER & GAMBLE - 500 SHS	P	04/15/05	10/29/09

(e) Gross sales price	(f) Depreciation allowed (or allowable)	(g) Cost or other basis plus expense of sale	(h) Gain or (loss) (e) plus (f) minus (g)
a 529.		41,935.	-41,406.
b 9,450.		28,168.	-18,718.
c 29,101.		25,020.	4,081.
d 49,500.		45,768.	3,732.
e 33,185.		6,552.	26,633.
f 50,000.		49,846.	154.
g 27,847.		16,983.	10,864.
h 47,580.		44,518.	3,062.
i 59,373.		38,241.	21,132.
j 24,434.		62,791.	-38,357.
k 40,614.		40,466.	148.
l 41,985.		52,373.	-10,388.
m 47,316.		5,229.	42,087.
n 21,240.		2,324.	18,916.
o 29,619.		27,667.	1,952.

Complete only for assets showing gain in column (h) and owned by the foundation on 12/31/69

(i) F M V as of 12/31/69	(j) Adjusted basis as of 12/31/69	(k) Excess of col (i) over col (j), if any	(l) Losses (from col (h)) Gains (excess of col. (h) gain over col. (k), but not less than "-0-")
a			-41,406.
b			-18,718.
c			4,081.
d			3,732.
e			26,633.
f			154.
g			10,864.
h			3,062.
i			21,132.
j			-38,357.
k			148.
l			-10,388.
m			42,087.
n			18,916.
o			1,952.

2 Capital gain net income or (net capital loss) { If gain, also enter in Part I, line 7
If (loss), enter "-0-" in Part I, line 7 }

2

3 Net short-term capital gain or (loss) as defined in sections 1222(5) and (6)

If gain, also enter in Part I, line 8, column (c).

If (loss), enter "-0-" in Part I, line 8

3

Part IV Capital Gains and Losses for Tax on Investment Income

(a) List and describe the kind(s) of property sold, e.g., real estate, 2-story brick warehouse, or common stock, 200 shs MLC Co		(b) How acquired P - Purchase D - Donation	(c) Date acquired (mo, day, yr)	(d) Date sold (mo, day, yr)
1a	ROPER INDS INC - 1200 SHS	P	03/14/02	04/01/09
b	STATE STREET CORP - 850 SHS	P	VARIOUS	12/04/09
c	UNITED STATES TREASURY 3.875% - 50,000 FV	P	05/24/05	05/15/09
d	UNITED STATES TREASURY 4% - 50,000 FV	P	05/24/05	06/15/09
e	WATERS CORP - 750 SHS	P	VARIOUS	10/15/09
f	WATERS CORP - 750 SHS	P	03/10/04	10/29/09
g	LITIGATION SETTLEMENT PROCEEDS	P	VARIOUS	VARIOUS
h				
i				
j				
k				
l				
m				
n				
o				

(e) Gross sales price		(f) Depreciation allowed (or allowable)	(g) Cost or other basis plus expense of sale	(h) Gain or (loss) (e) plus (f) minus (g)
a	51,427.		29,700.	21,727.
b	35,317.		40,572.	-5,255.
c	50,000.		50,258.	-258.
d	50,000.		50,506.	-506.
e	43,710.		29,458.	14,252.
f	43,103.		28,057.	15,046.
g	53.			53.
h				
i				
j				
k				
l				
m				
n				
o				

Complete only for assets showing gain in column (h) and owned by the foundation on 12/31/69			(i) Losses (from col. (h)) Gains (excess of col. (h) gain over col. (k), but not less than "-0-")
(i) F.M.V. as of 12/31/69	(j) Adjusted basis as of 12/31/69	(k) Excess of col. (i) over col. (j), if any	
a			21,727.
b			-5,255.
c			-258.
d			-506.
e			14,252.
f			15,046.
g			53.
h			
i			
j			
k			
l			
m			
n			
o			

2	Capital gain net income or (net capital loss) { If gain, also enter in Part I, line 7 If (loss), enter "-0-" in Part I, line 7 }	2	68,951.
3	Net short-term capital gain or (loss) as defined in sections 1222(5) and (6) If gain, also enter in Part I, line 8, column (c) If (loss), enter "-0-" in Part I, line 8	3	N/A

FORM 990-PF INTEREST ON SAVINGS AND TEMPORARY CASH INVESTMENTS STATEMENT 1

SOURCE	AMOUNT
CASH INVESTMENT FUND	784.
TOTAL TO FORM 990-PF, PART I, LINE 3, COLUMN A	784.

FORM 990-PF DIVIDENDS AND INTEREST FROM SECURITIES STATEMENT 2

SOURCE	GROSS AMOUNT	CAPITAL GAINS DIVIDENDS	COLUMN (A) AMOUNT
OTHER INTEREST & DIVIDENDS	89,589.	0.	89,589.
TOTAL TO FM 990-PF, PART I, LN 4	89,589.	0.	89,589.

FORM 990-PF OTHER INCOME STATEMENT 3

DESCRIPTION	(A) REVENUE PER BOOKS	(B) NET INVEST- MENT INCOME	(C) ADJUSTED NET INCOME
RETURN OF SCHOLARSHIPS	4,450.	0.	
TOTAL TO FORM 990-PF, PART I, LINE 11	4,450.	0.	

FORM 990-PF ACCOUNTING FEES STATEMENT 4

DESCRIPTION	(A) EXPENSES PER BOOKS	(B) NET INVEST- MENT INCOME	(C) ADJUSTED NET INCOME	(D) CHARITABLE PURPOSES
PLANTE & MORAN, PLLC	1,575.	788.		787.
TO FORM 990-PF, PG 1, LN 16B	1,575.	788.		787.

FORM 990-PF	TAXES	STATEMENT	5
-------------	-------	-----------	---

DESCRIPTION	(A) EXPENSES PER BOOKS	(B) NET INVEST- MENT INCOME	(C) ADJUSTED NET INCOME	(D) CHARITABLE PURPOSES
FEDERAL EXCISE TAX	1,520.	0.		0.
FOREIGN TAX	85.	85.		0.
TO FORM 990-PF, PG 1, LN 18	1,605.	85.		0.

FORM 990-PF	OTHER EXPENSES	STATEMENT	6
-------------	----------------	-----------	---

DESCRIPTION	(A) EXPENSES PER BOOKS	(B) NET INVEST- MENT INCOME	(C) ADJUSTED NET INCOME	(D) CHARITABLE PURPOSES
INVESTMENT EXPENSES	10.	10.		0.
MICH ANNUAL REPORT	20.	0.		20.
INSURANCE	638.	0.		638.
TO FORM 990-PF, PG 1, LN 23	668.	10.		658.

FORM 990-PF	U.S. AND STATE/CITY GOVERNMENT OBLIGATIONS	STATEMENT	7
-------------	--	-----------	---

DESCRIPTION	U.S. GOV'T	OTHER GOV'T	BOOK VALUE	FAIR MARKET VALUE
U.S. FEDERAL AGENCY - DETAIL ATTACHED STATEMENT 11	X		307,158.	311,625.
TOTAL U.S. GOVERNMENT OBLIGATIONS			307,158.	311,625.
TOTAL STATE AND MUNICIPAL GOVERNMENT OBLIGATIONS				
TOTAL TO FORM 990-PF, PART II, LINE 10A			307,158.	311,625.

FORM 990-PF	CORPORATE STOCK	STATEMENT	8
-------------	-----------------	-----------	---

DESCRIPTION	BOOK VALUE	FAIR MARKET VALUE
EQUITIES - DETAIL ATTACHED STATEMENT 11	1,213,774.	1,701,130.
TOTAL TO FORM 990-PF, PART II, LINE 10B	1,213,774.	1,701,130.

FORM 990-PF	CORPORATE BONDS	STATEMENT	9
-------------	-----------------	-----------	---

DESCRIPTION	BOOK VALUE	FAIR MARKET VALUE
CORPORATE BONDS - DETAIL ATTACHED STATEMENT 11	964,711.	1,008,718.
TOTAL TO FORM 990-PF, PART II, LINE 10C	964,711.	1,008,718.

FORM 990-PF	OTHER INVESTMENTS	STATEMENT	10
-------------	-------------------	-----------	----

DESCRIPTION	VALUATION METHOD	BOOK VALUE	FAIR MARKET VALUE
FIXED INCOME - OTHER - DETAIL ATTACHED STATEMENT 11	COST	200,153.	200,153.
TOTAL TO FORM 990-PF, PART II, LINE 13		200,153.	200,153.

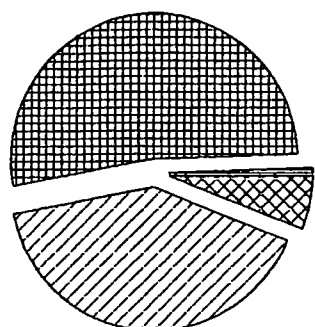
Account Statement

Account Number: 1045001539

004

Statement Period: December 01, 2009 Through December 31, 2009

Investment Portfolio Summary



	Tax Cost	Market Value	Percent
CASH AND EQUIVALENTS	18,079.99	18,079.99	0.6%
EQUITIES	1,213,773.91	1,701,129.40	52.5%
FIXED INCOME	1,271,869.05	1,320,343.00	40.7%
FIXED INCOME - OTHER	200,153.37	200,153.37	6.2%
Total	2,703,876.32	3,239,705.76	100.0%

Investment Detail

Description		Total Market/ Total Cost	Market Price/ Cost Price	Est Annual Inc / Unreal Gain / Loss	Current Yield
Income Cash And Equivalents					
Cash					
INCOME CASH		0.00			
** Total Cash	Sub-Total	0.00		0.00	0.00
		0.00		0.00	
Short Term Investments					
GOLDMAN SACHS FS MMF AD SH		17,147.39	1.00	1.71	0.01
		17,147.39	1.00		
** Total Short Term Investments	Sub-Total	17,147.39		1.71	0.01
		17,147.39		0.00	
* Total Income Cash And Equivalents		17,147.39		1.71	0.01
		17,147.39		0.00	
Principal Cash And Equivalents					
Cash					
PRINCIPAL CASH		0.00			
** Total Cash	Sub-Total	0.00		0.00	0.00
		0.00		0.00	
Short Term Investments					
GOLDMAN SACHS FS MMF AD SH		932.60	1.00	0.09	0.01
		932.60	1.00		
** Total Short Term Investments	Sub-Total	932.60		0.09	0.01
		932.60		0.00	
* Total Principal Cash And Equivalents		932.60		0.09	0.01
		932.60		0.00	

Account Statement

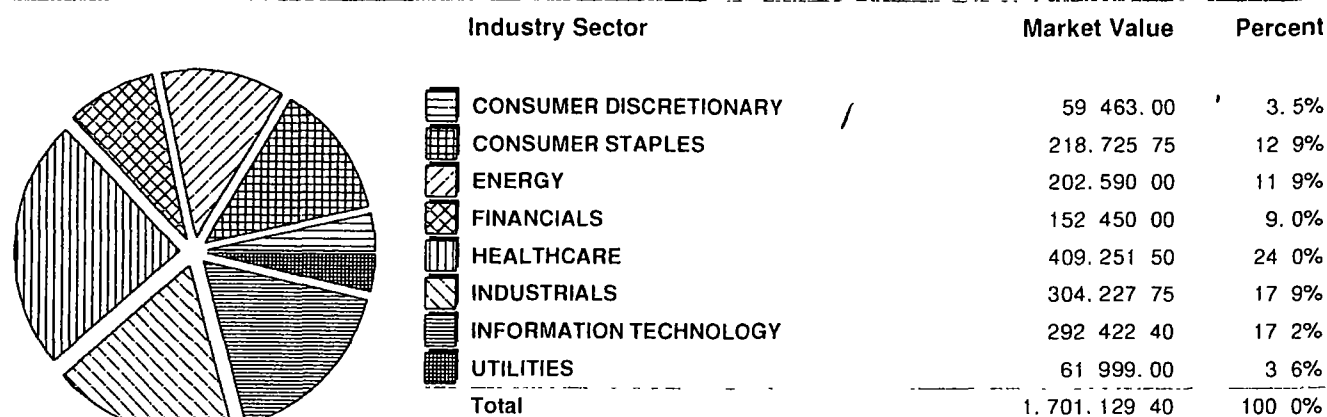
Account Number 1045001539

004

Statement Period December 01, 2009 Through December 31, 2009

Investment Detail (Continued)

Equity Diversification Summary



Description	Ticker	Shares	Total Market/ Total Cost	Market Price/ Cost Price	Est Annual Inc / Unreal Gain / Loss	Current Yield
Equities						
Consumer Discretionary						
NIKE INC CL B	NKE	900 000	59,463.00 52,125.03	66.07 57.92	972.00 7,337.97	1.63
** Total Consumer Discretionary		Sub-Total	59,463.00 52,125.03		972.00 7,337.97	1.63
Consumer Staples						
DISNEY WALT CO	DIS	1 375 000	44,343.75 39,969.19	32.25 29.07	481.25 4,374.56	1.09
HANSEN NAT CORP	HANS	700 000	26,880.00 25,329.99	38.40 36.19	1,550.01	
LANCE INC	LNCE	1,500 000	39,450.00 39,831.45	26.30 26.55	960.00 381.45-	2.43
PHILIP MORRIS INTL INC	PM	600 000	28,914.00 29,242.80	48.19 48.74	1,392.00 328.80-	4.81
PROCTER & GAMBLE CO	PG	600 000	36,378.00 33,200.70	60.63 55.33	1,056.00 3,177.30	2.90
WAL-MART STORES INC	WMT	800 000	42,760.00 40,390.40	53.45 50.49	872.00 2,369.60	2.04
** Total Consumer Staples		Sub-Total	218,725.75 207,964.53		4,761.25 10,761.22	2.18
Energy						
EXXON MOBIL CORPORATION	XOM	1 500 000	102,285.00 22,481.25	68.19 14.99	2,520.00 79,803.75	2.46

Account Statement

STATEMENT 11

Account Number. 1045001539

094

Statement Period: December 01, 2009 Through December 31, 2009

Investment Detail (Continued)

Description	Ticker	Shares	Total Market/ Total Cost	Market Price/ Cost Price	Est Annual Inc / Unreal Gain / Loss	Current Yield
Energy						
NICOR INC	GAS	1 250 000	52,625.00 42 919 88	42 10 34 34	2 325.00 9 705 12	4 42
PETROLEO BRASILEIRO S A ADR	PBR	1 000 000	47 680 00 39.060 00	47 68 39 06	356 00 8 620 00	0 75
** Total Energy		Sub- Total	202,590.00 104,461.13		5,201.00 98,128.87	2.57
Financials						
AUTOMATIC DATA PROCESSING INC	ADP	1 150 000	49,243 00 50 831 04	42 82 44 20	1,564 00 1,588 04-	3.18
ITT EDUCATIONAL SERVICES INC	ESI	200 000	19 192 00 22 808 00	95 96 114 04	3,616 00-	
NYSE EURONEXT	NYX	1 350 000	34 155 00 40 279 95	25 30 29 84	1,620 00 6 124 95-	4 74
TRAVELERS COS INC	TRV	1 000 000	49 860 00 42,118 90	49 86 42 12	1,320 00 7,741 10	2 65
** Total Financials		Sub- Total	152,450.00 156,037.89		4,504.00 3,587.89-	2.95
Healthcare						
EXPRESSSCRIPTS INC CL A	ESRX	1 500 000	129,630 00 19 657.50	86 42 13 11	109 972 50	
GILEAD SCIENCES INC	GILD	600 000	25 962 00 16 983 00	43 27 28 31	8 979 00	
JOHNSON & JOHNSON	JNJ	1 050 000	67 630 50 60,379 50	64 41 57 50	2,058 00 7,251 00	3 04
LABORATORY CORP OF AMER HLDGS	LH	1 000 000	74,840 00 25,659 00	74 84 25 66	49 181 00	
MYLAN LABS INC	MYL	3,300 000	60 819 00 41 349.00	18 43 12 53	792 00 19,470 00	1 30
STRYKER CORP	SYK	1,000 000	50,370 00 4,734 37	50 37 4 73	600 00 45,635.63	1 19
** Total Healthcare		Sub- Total	409,251.50 168,762.37		3,450.00 240,489.13	0.84
Industrials						
AGCO CORP	AGCO	1,100 000	35 574 00 31,716 52	32 34 28 83	3,857 48	
GENERAL ELECTRIC	GE	1,800 000	27 234 00 4,792 09	15 13 2 66	720 00 22,441 91	2 64
GRAINGER W W INC	GWW	350 000	33 890 50 34,427 51	96 83 98 36	644 00 537 01-	1 90

Account Statement

STATEMENT 11

Account Number 1045001539

004

Statement Period December 01, 2009 Through December 31, 2009

Investment Detail (Continued)



Description	Ticker	Shares	Total Market/ Total Cost	Market Price/ Cost Price	Est Annual Inc / Unreal Gain / Loss	Current Yield
Industrials						
MICROCHIP TECHNOLOGY INC	MCHP	1 500 000	43 575.00 50 010.00	29 05 33 34	2 040 00 6.435 00-	4 68
SEACOR HOLDINGS INC	CKH	550 000	41 937 50 41 927 55	76 25 76 23	9 95	
UNITED PARCEL SERVICE	UPS	675 000	38 724 75 50 364 45	57 37 74 61	1 215 00 11 639 70-	3 14
UNITED TECHNOLOGIES CORP	UTX	1 200.000	83 292 00 37 518 00	69 41 31 27	1 848 00 45.774 00	2 22
** Total Industrials		Sub- Total	304,227.75 250,756.12		6,467 00 53,471.63	2.13
Information Technology						
BROADCOM CORP CL A	BRCM	1 250 000	39 337 50 26,222 88	31 47 20 98	13 114 62	
CISCO SYS INC	CSCO	1 250 000	29 925 00 24 420 47	23 94 19 54	5 504 53	
EMC CORP	EMC	1 800 000	31 446 00 30 165 30	17 47 16 76	1 280 70	
IBM CORP	IBM	250 000	32 725 00 24 426 50	130 90 97 71	550 00 8,298 50	1.68
INTUIT INC	INTU	1 000 000	30 730 00 29 708 20	30 73 29 71	1 021 80	
MCAFEES INC	MFE	1 000 000	40 570 00 41 196 60	40 57 41 20	626 60-	
MICROSOFT CORP	MSFT	730.000	22 250 40 20 042 15	30 48 27 46	379 60 2 208 25	1 71
ORACLE CORPORATION	ORCL	1 250 000	30 662 50 2 905 09	24 53 2 32	250 00 27 757 41	0 82
RAYTHEON COMPANY	RTN	675 000	34 776 00 30 757 05	51 52 45 57	837 00 4 018 95	2 41
** Total Information Technology		Sub- Total	292,422.40 229,844.24		2,016.60 62,578.16	0.69
Utilities						
AGL RESOURCES	AGL	1 700 000	61 999 00 43 822 60	36 47 25 78	2,924 00 18 176 40	4 72
** Total Utilities		Sub- Total	61,999.00 43,822.60		2,924.00 18,176.40	4.72
* Total Equities			1,701,129.40 1,213,773.91		30,295 85 487,355.49	1.78

Account Statement

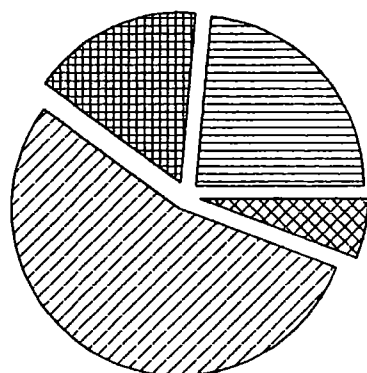
Account Number. 1045001539

004

Statement Period: December 01, 2009 Through December 31, 2009


Investment Detail (Continued)

Bond Quality Summary



S & P Quality Rating	Market Value	Percent
AAA	311,625.00	23.6%
A+	217,679.25	16.5%
A	713,668.00	54.0%
BBB+	77,370.75	5.9%
Total	1,320,343.00	100.0%

Bond Maturity Summary



Years To Maturity	Par Value	Percent
LESS THAN 5 YEARS	700,000.00	56.0%
5-10 YEARS	550,000.00	44.0%
Total	1,250,000.00	100.0%

Average Time To Maturity: 3.9 Years

Current Yield: 4.74%

Description	Rating	Par Value	Total Market/ Total Cost	Market Price/ Cost Price	Est Annual Inc / Unreal Gain / Loss	Yield Current/ Maturity
Fixed Income						
US Federal Agencies						
FEDERAL FARM CR BK 4.875% 01/17/2017	AAA	50,000.00	53,203.00 53,595.60	106.41 107.19	2,437.50 392.60-	4.58 3.83
FEDERAL HOME LN BKS 3.875% 02/12/2010	AAA	75,000.00	75,304.50 77,130.00	100.41 102.84	2,906.25 1,825.50-	3.86 0.30
FEDERAL HOME LN BKS 4.375% 09/17/2010	AAA	50,000.00	51,344.00 48,738.30	102.69 97.48	2,187.50 2,605.70	4.26 0.58

Account Statement

Account Number. 1045001539

004

Statement Period: December 01, 2009 Through December 31, 2009

Investment Detail (Continued)



Description	Rating	Par Value	Total Market/ Total Cost	Market Price/ Cost Price	Est Annual Inc / Unreal Gain / Loss	Yield Current/ Maturity
U S Federal Agencies						
FEDERAL HOME LN BKS 4 625% 02/18/2011	AAA	75.000 000	78 304 50 73 751 25	104 41 98 34	3 468 75 4.553 25	4 43 0 70
FEDERAL HOME LN BKS 4 875% 05/17/2017	AAA	50,000 000	53 469 00 53.943 15	106 94 107 89	2 437 50 474 15-	4 56 3 79
** Total U S Federal Agencies		Sub- Total	311,625.00 307,158.30		13,437.50 4,466.70	4.31
Corporate Bonds						
AT&T INC 4 95% 01/15/2013	A	75 000 000	80,016 00 76 797 75	106 69 102 40	3,712 50 3,218 25	4 64 2 64
ANHEUSER BUSCH COS INC 4 95% 01/15/2014	BBB+	75.000 000	77,370 75 75,622 50	103.16 100 83	3,712 50 1,748 25	4 80 4 09
BANK OF AMERICA CORP 5 375% 06/15/2014	A	50.000 000	51 786 50 49,839 50	103 57 99 68	2 687 50 1,947 00	5 19 4 48
CATERPILLAR INC 5 7% 08/15/2016	A	75.000 000	81 135 75 78 851 25	108 18 105 14	4,275 00 2 284 50	5 27 4 27
CISCO SYS INC 5 5% 02/22/2016	A+	75.000 000	82 342 50 76,452 75	109 79 101 94	4 125 00 5,889 75	5 01 3 70
GOLDMAN SACHS 5 3% 02/14/2012	A	50 000 000	53 050 00 49,763 50	106 10 99 53	2 650 00 3 286 50	5 00 2 33
HSBC FINANCE CORP FIN CORP 5 25% 01/14/2011	A	75.000 000	77 647 50 74 366 25	103 53 99 16	3 937 50 3,281.25	5 07 1 80
HONEYWELL 5.4% 03/15/2016	A	75,000 000	81,416 25 78 303 00	108 56 104 40	4 050 00 3 113 25	4 97 3 84
JPMORGAN CHASE & CO 5 75% 01/02/2013	A	50 000 000	53 324 50 50 555 50	106 65 101 11	2 875 00 2,769 00	5 39 3 40
KIMBERLY CLARK CORP 4 875% 08/15/2015	A	75 000 000	80 791 50 75 711 00	107 72 100 95	3,656 25 5 080 50	4 53 3 36
LOWES COS INC 5% 10/15/2015	A+	75.000 000	81 216 75 76 130 25	108 29 101 51	3 750 00 5 086 50	4 62 3 41
MORGAN STANLEY 4 25% 05/15/2010	A	75 000 000	75 921 75 75 225 00	101 23 100 30	3 187 50 696 75	4 20 0 93
NATIONAL RURAL UTILS COOP FIN 5 5% 07/01/2013	A+	50 000 000	54 120 00 51 399.50	108 24 102 80	2 750 00 2 720 50	5 08 3 00
PITNEY BOWES INC 5% 03/15/2015	A	75 000 000	78 578 25 75 693 00	104 77 100 92	3,750 00 2,885 25	4 77 3 98
** Total Corporate Bonds		Sub- Total	1,008,718.00 964,710.75		49,118.75 44,007.25	4.87
* Total Fixed Income			1,320,343.00 1,271,869.05		62,556.25 48,473 95	4.74

Account Statement

Account Number. 1045001539

004

Statement Period. December 01, 2009 Through December 31, 2009

Investment Detail (Continued)

Description	Ticker	Shares	Total Market/ Total Cost	Market Price/ Cost Price	Est Annual Inc / Unreal Gain / Loss	Current Yield
Fixed Income - Other						
Mutual Funds Taxable						
FEDERATED ADJUSTABLE RATE SECS F	FEUGX	20,528.551	200,153.37 200,153.37	9.75 9.75	4,208.35	2.10
** Total Mutual Funds Taxable		Sub- Total	200,153.37 200,153.37		4,208.35 0.00	2.10
* Total Fixed Income - Other			200,153.37 200,153.37		4,208.35 0.00	2.10
Total Principal Assets			3,222,558.37 2,686,728.93		97,060.54 535,829.44	3.01
Total Income Assets			17,147.39 17,147.39		1.71 0.00	0.01
Grand Total Assets			3,239,705.76 2,703,876.32		97,062.25 535,829.44	3.00

2009/2010

WINSHIP MEMORIAL SCHOLARSHIP FOUNDATION
BOARD OF TRUSTEES, OFFICERS AND DIRECTORS

OFFICERS

President - David P. Lucas
VanderVoort, Christ & Fisher
Fifth/Third Bank Building
67 W Michigan Ave, Ste 312
Battle Creek MI 49017

Vice President - Kathy Shaw
c/o Shaw Funeral Home
2838 Capital Avenue SW
Battle Creek MI 49015

Recording Secretary - William Ticknor
c/o Sherriff Goslin Company
10 Avenue C
Battle Creek MI 49015

EXECUTIVE DIRECTOR

Mr. Michael J. Evans
c/o Comerica Bank
49 West Michigan Ave
Battle Creek, MI 49017
mjevans@comerica.com

SECRETARY

Lori A. Hill
c/o Comerica Bank
49 West Michigan Ave
Battle Creek, MI 49017
lori_a_hill@comerica.com

DIRECTORS

Mr. Bruce Barney
c/o Battle Creek Central HS
65 West Van Buren St
Battle Creek, MI 49017
965-9526
bbarney@battle-creek.k12.mi.us

Mr. William S. Ticknor
Sherriff-Goslin Company
10 Avenue C
Battle Creek, MI 49015
962-4036
wticknor@sherriff-goslin.com

Steve Skalka, Asst Superintendent
c/o Lakeview School District
15 Arbor St.
Battle Creek, MI 49015
565-2411
sskalka@lakeviewspartans.org

Mrs. Donna Gray
309 Beckett Park
Battle Creek, MI 49015
660-0547
donnagray111@hayhoo.com

Kathy Shaw
c/o Shaw Funeral Home
2838 Capital Avenue SW
Battle Creek MI 49015
979-3838
KSBNF@AOL.COM

David P. Lucas, Atty
VanderVoort, Christ & Fisher PC
Fifth/Third Bank Building
67 West Michigan Avenue, Ste 312
Battle Creek, MI 49017-3668
965-7000
dlucas@vandervoortlaw.com

Kim Brubaker
21425 St. Marys Way
Battle Creek MI 49017
968-2423
kbrub5636@aol.com

Mr. Erick Stewart
997 Capital Avenue SW
Battle Creek MI 49015

Terance Lungert
Calhoun Intermediate School District
17111 G Drive North
Marshall, MI 49068
781-5141
lungert@calhounisd.org

John Stetler
c/o Stetler Vanderveer & Assoc.
7175 Tower Road, Ste A
Battle Creek MI 49014
441-1800
jstetler@ctsmail.net

Mr. Mike Cope
c/o Comerica Bank
49 W. Michigan Avenue
Battle Creek, MI 49017
mlcope@comerica.com

Pat Howard
220 Lynwood Drive
Battle Creek MI 49015
phoward@battle-creek.k12.mi.us

Marilyn Burtrum
25 Lynwood Drive
Battle Creek MI 49015
maburtrum@att.net

2009/10 WINSHIP RECIPIENTS

<u>Name</u>	<u>Scholarship Amount</u>
Michael W Adamson 7393 B Drive North Battle Creek MI 49014	00.00
Chelsea E. Anderson 4356 Dell Road, Apt N Lansing MI 48911	2,100.00
Nicole A. Armour 20515 M-37 Battle Creek MI 49017	2,100.00
Amanda J. Babbitt 612 Longwood Avenue Bedford VA 24523	2,100.00
Christina Barry 13517 8 2 Mile Road Battle Creek MI 49014	2,100.00
Jonathan M. Barry 13517 8 2 Mile Road Battle Creek MI 49014	2,100.00
Holly M Berning 204 South Wattles Road Battle Creek, MI 49014	1,050.00
Michael W. Bielefeld 77 Leitch Ct Battle Creek, MI 49015	2,100.00
Maria I Calderon 29 Goguac St West Battle Creek MI 49015	1,000.00
James T Carson 100 N. Wolfe St Baltimore MD 21231	2,100.00
Prachi Chandrana 107 Bigelow Rd, Kalamazoo, MI 49008	2,100 00
Aaron J. Clark 146 Dundee Battle Creek, MI 49014	1,050.00
Chrystal R. Claywell 512 Alton Ave Battle Creek, MI 49017	2,100.00
Kellie Cochrane 253 Pennbrook Trail Battle Creek MI 49017	2,100.00

2009/10 WINSHIP RECIPIENTS

<u>Name</u>	<u>Scholarship Amount</u>
Andrew W. Covert 100 North 28th Street Battle Creek, MI 49015	1,600.00
Nathan Damon 120 Sundown St Battle Creek MI 49015	3,150.00
Katelyn J. Davis 2552 South 46th Street Climax MI 49034	2,100.00
Nicholas T. DeMott 316 Oak Grove St, Apt 103 Minneapolis MN 55403	2,100.00
Kimberly C. Dinkins 339 N Wood Battle Creek MI 49017	2,100.00
Rashida T. Dotson 320 Parkway Drive Battle Creek MI 49037	1,600.00
Brendan Egan 107 Elsinore Lane Battle Creek, MI 49015	1,000.00
Kellie Freemire 78 Highland Ave Battle Creek MI 49015	2,100.00
Christopher D. Fruin 118 Brewer Drive, Apt 28D Battle Creek, MI 49015	2,100.00
Margaret K. Fuld 93 W. Clinton Drive Battle Creek MI 49017	2,100.00
Shaan C. Gandhi 5 Chatswood Lane Battle Creek, MI 49014	00.00
Steven Glazer 16776 East MN Avenue Climax MI 49034	2,100.00
Sabrina Graham 12387 East O Avenue Climax MI 49034	2,100.00
Joshua Haas 293 East Michigan Ave Galesburg MI 49053	3,150.00
John P Hammel PO Box 2569 Battle Creek MI 49016	2,100.00

2009/10 WINSHIP RECIPIENTS

<u>Name</u>	<u>Scholarship Amount</u>
Lacey Harding 333 Watkins Lane Battle Creek MI 49015	2,100 00
Bei He 582 Riverside Drive Battle Creek, MI 49015	1,600.00
Lacey Hendrickson 24 North 30th Street Battle Creek MI 49015	2,100.00
Tluang Hniang 347 Lakeshore Drive Battle Creek MI 49015	1,600 00
Kirstin Hoffman 125 N. Gardner Battle Creek MI 49037	2,100.00
Chang Huang 320 Bittersweet Lane Battle Creek MI 49015	2,100.00
Erin E. Jacobs 297 Orchard Ave Battle Creek MI 49017	2,100.00
Adele Jones 5002 B Drive South Battle Creek MI 49015	2,100.00
Andrew Jung 2497 Capital Ave SW Battle Creek MI 49015	2,100.00
Jacqueline E. King 20253 Pine Lake Road Battle Creek, MI 49014	2,100.00
Emily R. Kirk 112 Sharon Ave Battle Creek MI 49017	2,100.00
Jessica Kopf 126 N. Lincoln Blvd Battle Creek MI 49015	2,100.00
Clarissa M Krajewski 32 South 31st Street Battle Creek, MI 49015	1,050.00
Emily G. Krajewski 32 South 31st Street Battle Creek, MI 49015	1,050.00
Gregory Krajewski 32 South 31 st Street Battle Creek MI 49015	2,100.00

2009/10 WINSHIP RECIPIENTS

<u>Name</u>	<u>Scholarship Amount</u>
Alexander T. Lee 32 Ashley Court Battle Creek MI 49014	1,050.00
Subhashree Mallika Krishnan 1430 Gallery Place Dr, Apt #5 Jackson MI 49201	1,050.00
Robert McFletcher 4310 Ravine Center Dr, Apt 68 Allendale MI 49401	2,100.00
Alyssa McNamara 115 Grandview St Galesburg MI 49053	2,100.00
Efrain A. Merchan 244 Blackhawk Drive Battle Creek MI 49015	2,100.00
Kathryn Meyers 13084 East MN Avenue Climax MI 49034	800.00
Anthony W. Miller 53 Boyer Drive Battle Creek MI 49014	1,300.00
Emily Miller 114 Bittersweet Lane Battle Creek MI 49015	2,100.00
Brandon S. Mills 502 S. Anderson St, Apt 1 Urbana IL 61801	2,100.00
Brittany N. Morford 138 Surby Battle Creek MI 49015	500.00
Sarah M. Morgan 12450 East O Avenue Climax MI 49034	2,100.00
Robert A. Nendorf 664 West Buckingham Place Chicago IL 60657	2,100.00
Bradley W. Ostergren 8299 B Drive South Battle Creek MI 49014	2,100.00
Samuel L. Parsons 334 Riverside Drive Battle Creek MI 49015	2,100.00
Cory J. Pessetti 662 Timberlane Drive Battle Creek, MI 49015	2,100.00

2009/10 WINSHIP RECIPIENTS

<u>Name</u>	<u>Scholarship Amount</u>
Staci Pessetti 662 Timberlane Drive Battle Creek MI 49015	2,100.00
Alyssa Peterson 4186 E Kirby Road Battle Creek MI 49017	1,000.00
Ashley Plushnik 8028 G Drive South Ceresco MI 49033	1,600.00
Brad Priebe 286 Deer Path Lane Battle Creek MI 49015	2,100.00
Michelle Repke 505 Sarah St Galesburg MI 49053	1,600.00
Ulandra Reynolds 59 East Baldwin Avenue Battle Creek MI 49017	2,100 00
Kaitlyn Rial 121 Keathley Drive Battle Creek MI 49014	2,100 00
I Rin 202 S Leland Drive Battle Creek MI 49015	2,100.00
Christopher J. Schoder 13815 Nine Mile Road Battle Creek MI 49014	2,100.00
Sarah E. Shields 9588 Bellevue Road Battle Creek MI 49014	1,050.00
Joshua R. Shumate 160 Beckwith Drive Battle Creek MI 49015	2,100.00
Ryan V. Simpson 17 Hastings Galesburg MI 49053	3,150.00
Gurjeet Singh 167 Abbington Circle Battle Creek MI 49015	1,600.00
Immanuel R. Singh 20 Montford Street Battle Creek MI 49017	1,600.00
Manpreet Singh 167 Abbington Circle Battle Creek MI 49015	2,100.00

2009/10 WINSHIP RECIPIENTS

<u>Name</u>	<u>Scholarship Amount</u>
Julie M. Sinon 636 Streamside Dr Galesburg MI 49053	2,100.00
Holly K. Smith 5447 Woods Road Bellevue MI 49021	2,100 00
Katelynn Squires 1405 Woodland Beach Battle Creek MI 49014	2,100.00
Colene M. Srackangast 10626 East HJ Avenue Galesburg, MI 49053	2,100.00
Christopher T. Stauffer 41 S. LaVista Blvd Battle Creek MI 49015	2,100.00
Nicholas Stauffer 41 South LaVista Battle Creek MI 49015	1,600.00
Alysia Talamantez 5160 Halbert Road Battle Creek MI 49017	1,000.00
Andranika Tkachuk 9101 East Main Street Galesburg MI 49053	2,100.00
Bailey Waterman 225 Embury Drive Battle Creek MI 49014	2,900.00
Brittnie T. Watkins 2141 Chertsey Drive, Unit D Las Vegas, NV 89108	2,100.00
Valerie Williams 2831 Tahoe Avenue Kalamazoo MI 49004	2,100.00
Kristin Willis 19811 Jessup Road Battle Creek MI 49014	2,100.00
Chelsea A. Wilson 134 Lake Forest Ct Kalamazoo MI 49006	2,100.00
Kara Wilson 36 West Suttons Ridge Battle Creek MI 49014	1,000.00
Kelly L. Zaborski 13149 Hoyt Drive Battle Creek MI 49014	2,100.00

2009/10 WINSHIP RECIPIENTS

7

NameScholarship Amount

Total Awards for 2009/10

\$165,600.00