



See a Social Security Number? Say Something!  
Report Privacy Problems to <https://public.resource.org/privacy>  
Or call the IRS Identity Theft Hotline at 1-800-908-4490



# Return of Private Foundation or Section 4947(a)(1) Nonexempt Charitable Trust Treated as a Private Foundation

# 2009

Department of the Treasury  
Internal Revenue Service

Note. The foundation may be able to use a copy of this return to satisfy state reporting requirements.

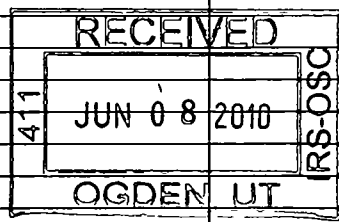
For calendar year 2009, or tax year beginning \_\_\_\_\_, and ending \_\_\_\_\_

G Check all that apply:  Initial return  Initial return of a former public charity  Final return  
 Amended return  Address change  Name change

Use the IRS label Otherwise, print or type. See Specific Instructions.	Name of foundation <b>RANGER FOUNDATION C/O ERIK SERR</b>	A Employer identification number <b>38-3499187</b>
	Number and street (or P O box number if mail is not delivered to street address) Room/suite <b>101 N. MAIN 7TH FLOOR</b>	B Telephone number <b>734-663-2445</b>
	City or town, state, and ZIP code <b>ANN ARBOR, MI 48104</b>	C If exemption application is pending, check here <input type="checkbox"/> D 1. Foreign organizations, check here <input type="checkbox"/> 2. Foreign organizations meeting the 85% test, check here and attach computation <input type="checkbox"/>
H Check type of organization: <input checked="" type="checkbox"/> Section 501(c)(3) exempt private foundation <input type="checkbox"/> Section 4947(a)(1) nonexempt charitable trust <input type="checkbox"/> Other taxable private foundation	J Accounting method: <input checked="" type="checkbox"/> Cash <input type="checkbox"/> Accrual <input type="checkbox"/> Other (specify) _____	E If private foundation status was terminated under section 507(b)(1)(A), check here <input type="checkbox"/> F If the foundation is in a 60-month termination under section 507(b)(1)(B), check here <input type="checkbox"/>
I Fair market value of all assets at end of year (from Part II, col (c), line 16) \$ <b>604224.</b> (Part I, column (d) must be on cash basis)		

Part I Analysis of Revenue and Expenses <small>(The total of amounts in columns (b), (c), and (d) may not necessarily equal the amounts in column (a))</small>	(a) Revenue and expenses per books	(b) Net investment income	(c) Adjusted net income	(d) Disbursements for charitable purposes (cash basis only)
1 Contributions, gifts, grants, etc., received			N/A	
2 Check <input checked="" type="checkbox"/> if the foundation is not required to attach Sch B				
3 Interest on savings and temporary cash investments				
4 Dividends and interest from securities	12857.	12857.		STATEMENT 1
5a Gross rents				
b Net rental income or (loss) <span style="float: right;">-6.</span>				STATEMENT 2
6a Net gain or (loss) from sale of assets not on line 10	-125400.			
b Gross sales price for all assets on line 6a <span style="float: right;">631924.</span>				
7 Capital gain net income (from Part IV, line 2)		0.		
8 Net short-term capital gain				
9 Income modifications				
10a Gross sales less returns and allowances				
b Less Cost of goods sold				
c Gross profit or (loss)				
11 Other income	8.	8.		STATEMENT 3
12 Total. Add lines 1 through 11	-112535.	12865.		
13 Compensation of officers, directors, trustees, etc	0.	0.		0.
14 Other employee salaries and wages				
15 Pension plans, employee benefits				
16a Legal fees <span style="float: right;">STMT 4</span>	5092.	2546.		0.
b Accounting fees <span style="float: right;">STMT 5</span>	2065.	1032.		0.
c Other professional fees <span style="float: right;">STMT 6</span>	6461.	3230.		0.
17 Interest				
18 Taxes <span style="float: right;">STMT 7</span>	382.	382.		0.
19 Depreciation and depletion				
20 Occupancy				
21 Travel, conferences, and meetings				
22 Printing and publications				
23 Other expenses <span style="float: right;">STMT 8</span>	6.	6.		0.
24 Total operating and administrative expenses. Add lines 13 through 23	14006.	7196.		0.
25 Contributions, gifts, grants paid	35000.			35000.
26 Total expenses and disbursements. Add lines 24 and 25	49006.	7196.		35000.
27 Subtract line 26 from line 12:				
a Excess of revenue over expenses and disbursements	-161541.			
b Net investment income (if negative, enter -0-)		5669.		
c Adjusted net income (if negative, enter -0-)			N/A	

SCANNED JUN 14 2010 Revenue



RANGER FOUNDATION  
C/O ERIK SERR

Form 990-PF (2009)

38-3499187 Page 2

Part II Balance Sheets		Attached schedules and amounts in the description column should be for end-of-year amounts only		Beginning of year	End of year	
		(a) Book Value	(b) Book Value	(c) Fair Market Value		
Assets	1	Cash - non-interest-bearing			1.	1.
	2	Savings and temporary cash investments				
	3	Accounts receivable ▶				
		Less: allowance for doubtful accounts ▶				
	4	Pledges receivable ▶				
		Less: allowance for doubtful accounts ▶				
	5	Grants receivable				
	6	Receivables due from officers, directors, trustees, and other disqualified persons				
	7	Other notes and loans receivable ▶				
		Less: allowance for doubtful accounts ▶				
	8	Inventories for sale or use				
	9	Prepaid expenses and deferred charges				
	10a	Investments - U.S. and state government obligations				
	b	Investments - corporate stock	STMT 9	725656.	564241.	601346.
	c	Investments - corporate bonds				
11	Investments - land, buildings, and equipment basis ▶					
	Less accumulated depreciation ▶					
12	Investments - mortgage loans					
13	Investments - other	STMT 10	3004.	2877.	2877.	
14	Land, buildings, and equipment: basis ▶					
	Less accumulated depreciation ▶					
15	Other assets (describe ▶)					
16	<b>Total assets (to be completed by all filers)</b>		728660.	567119.	604224.	
Liabilities	17	Accounts payable and accrued expenses				
	18	Grants payable				
	19	Deferred revenue				
	20	Loans from officers, directors, trustees, and other disqualified persons				
	21	Mortgages and other notes payable				
	22	Other liabilities (describe ▶)				
	23	<b>Total liabilities (add lines 17 through 22)</b>		0.	0.	
Net Assets or Fund Balances	Foundations that follow SFAS 117, check here ▶ <input type="checkbox"/>					
	and complete lines 24 through 26 and lines 30 and 31					
	24	Unrestricted				
	25	Temporarily restricted				
	26	Permanently restricted				
	Foundations that do not follow SFAS 117, check here ▶ <input checked="" type="checkbox"/>					
	and complete lines 27 through 31.					
	27	Capital stock, trust principal, or current funds		0.	0.	
28	Paid-in or capital surplus, or land, bldg., and equipment fund		0.	0.		
29	Retained earnings, accumulated income, endowment, or other funds		728660.	567119.		
30	<b>Total net assets or fund balances</b>		728660.	567119.		
31	<b>Total liabilities and net assets/fund balances</b>		728660.	567119.		

Part III Analysis of Changes in Net Assets or Fund Balances

1	Total net assets or fund balances at beginning of year - Part II, column (a), line 30 (must agree with end-of-year figure reported on prior year's return)	1	728660.
2	Enter amount from Part I, line 27a	2	-161541.
3	Other increases not included in line 2 (itemize) ▶	3	0.
4	Add lines 1, 2, and 3	4	567119.
5	Decreases not included in line 2 (itemize) ▶	5	0.
6	<b>Total net assets or fund balances at end of year (line 4 minus line 5) - Part II, column (b), line 30</b>	6	<b>567119.</b>

Form 990-PF (2009)

923511  
02-02-10

RANGER FOUNDATION  
C/O ERIK SERR

Form 990-PF (2009)

38-3499187 Page 3

**Part IV Capital Gains and Losses for Tax on Investment Income**

(a) List and describe the kind(s) of property sold (e.g., real estate, 2-story brick warehouse; or common stock, 200 shs. MLC Co.)	(b) How acquired P - Purchase D - Donation	(c) Date acquired (mo., day, yr.)	(d) Date sold (mo., day, yr.)
1a SEE ATT SCH CAPTRUST 6113			
b SEE ATT SCH CAPTRUST 6113			
c SEE ATT SCH CAPTRUST 7635			
d SEE ATT SCH CAPTRUST 7635			
e CAPITAL GAINS DIVIDENDS			

(e) Gross sales price	(f) Depreciation allowed (or allowable)	(g) Cost or other basis plus expense of sale	(h) Gain or (loss) (e) plus (f) minus (g)
a 172.		173.	-1.
b 27738.		37439.	-9701.
c 382297.		425712.	-43415.
d 221713.		294000.	-72287.
e 4.			4.

Complete only for assets showing gain in column (h) and owned by the foundation on 12/31/69			(l) Gains (Col. (h) gain minus col. (k), but not less than -0-) or Losses (from col. (h))
(i) F.M.V. as of 12/31/69	(j) Adjusted basis as of 12/31/69	(k) Excess of col. (i) over col. (j), if any	
a			-1.
b			-9701.
c			-43415.
d			-72287.
e			4.

2 Capital gain net income or (net capital loss)	{ If gain, also enter in Part I, line 7 If (loss), enter -0- in Part I, line 7	2	-125400.
3 Net short-term capital gain or (loss) as defined in sections 1222(5) and (6): If gain, also enter in Part I, line 8, column (c). If (loss), enter -0- in Part I, line 8		3	N/A

**Part V Qualification Under Section 4940(e) for Reduced Tax on Net Investment Income**

(For optional use by domestic private foundations subject to the section 4940(a) tax on net investment income.)

If section 4940(d)(2) applies, leave this part blank.

Was the foundation liable for the section 4942 tax on the distributable amount of any year in the base period?

Yes  No

If "Yes," the foundation does not qualify under section 4940(e). Do not complete this part.

1 Enter the appropriate amount in each column for each year; see instructions before making any entries.

(a) Base period years Calendar year (or tax year beginning in)	(b) Adjusted qualifying distributions	(c) Net value of noncharitable-use assets	(d) Distribution ratio (col. (b) divided by col. (c))
2008	41861.	817118.	.051230
2007	49383.	971031.	.050856
2006	48357.	940856.	.051397
2005	51686.	925712.	.055834
2004	40000.	890095.	.044939

2 Total of line 1, column (d)	2	.254256
3 Average distribution ratio for the 5-year base period - divide the total on line 2 by 5, or by the number of years the foundation has been in existence if less than 5 years	3	.050851
4 Enter the net value of noncharitable-use assets for 2009 from Part X, line 5	4	569671.
5 Multiply line 4 by line 3	5	28968.
6 Enter 1% of net investment income (1% of Part I, line 27b)	6	57.
7 Add lines 5 and 6	7	29025.
8 Enter qualifying distributions from Part XII, line 4	8	35000.

If line 8 is equal to or greater than line 7, check the box in Part VI, line 1b, and complete that part using a 1% tax rate. See the Part VI instructions.

RANGER FOUNDATION

Form 990-PF (2009)

C/O ERIK SERR

38-3499187

Page 4

**Part VI. Excise Tax Based on Investment Income (Section 4940(a), 4940(b), 4940(e), or 4948 - see instructions)**

1a	Exempt operating foundations described in section 4940(d)(2), check here <input type="checkbox"/> and enter "N/A" on line 1. Date of ruling or determination letter: _____ (attach copy of letter if necessary-see instructions)		
b	Domestic foundations that meet the section 4940(e) requirements in Part V, check here <input checked="" type="checkbox"/> and enter 1% of Part I, line 27b	1	57.
c	All other domestic foundations enter 2% of line 27b. Exempt foreign organizations enter 4% of Part I, line 12, col. (b)		
2	Tax under section 511 (domestic section 4947(a)(1) trusts and taxable foundations only. Others enter -0-)	2	0.
3	Add lines 1 and 2	3	57.
4	Subtitle A (income) tax (domestic section 4947(a)(1) trusts and taxable foundations only. Others enter -0-)	4	0.
5	Tax based on investment income. Subtract line 4 from line 3. If zero or less, enter -0-	5	57.
6	Credits/Payments:		
a	2009 estimated tax payments and 2008 overpayment credited to 2009	6a	160.
b	Exempt foreign organizations - tax withheld at source	6b	
c	Tax paid with application for extension of time to file (Form 8868)	6c	
d	Backup withholding erroneously withheld	6d	
7	Total credits and payments. Add lines 6a through 6d	7	160.
8	Enter any penalty for underpayment of estimated tax. Check here <input type="checkbox"/> if Form 2220 is attached	8	
9	Tax due. If the total of lines 5 and 8 is more than line 7, enter amount owed	9	
10	Overpayment. If line 7 is more than the total of lines 5 and 8, enter the amount overpaid	10	103.
11	Enter the amount of line 10 to be: Credited to 2010 estimated tax <input checked="" type="checkbox"/> 103. Refunded <input type="checkbox"/>	11	0.

**Part VII-A Statements Regarding Activities**

	Yes	No
1a		X
1b		X
1c		X
2		X
3		X
4a		X
4b		
5		X
6		X
7	X	
8a		
8b	X	
9		X
10		X

N/A

Form 990-PF (2009)

**Part VII-A Statements Regarding Activities** (continued)

11	At any time during the year, did the foundation, directly or indirectly, own a controlled entity within the meaning of section 512(b)(13)? If "Yes," attach schedule (see instructions)	11		X
12	Did the foundation acquire a direct or indirect interest in any applicable insurance contract before August 17, 2008?	12		X
13	Did the foundation comply with the public inspection requirements for its annual returns and exemption application? Website address ▶ N/A	13		X
14	The books are in care of ▶ MILLER CANFIELD ATT. ERIK SERR Telephone no. ▶ 734-663-2445 Located at ▶ 101 N. MAIN 7TH FLOOR ZIP+4 ▶ 48104			
15	Section 4947(a)(1) nonexempt charitable trusts filing Form 990-PF in lieu of Form 1041 - Check here and enter the amount of tax-exempt interest received or accrued during the year ▶ 15   N/A			

**Part VII-B Statements Regarding Activities for Which Form 4720 May Be Required**

File Form 4720 if any item is checked in the "Yes" column, unless an exception applies.

		Yes	No
1a	During the year did the foundation (either directly or indirectly):		
(1)	Engage in the sale or exchange, or leasing of property with a disqualified person? <input type="checkbox"/> Yes <input checked="" type="checkbox"/> No		
(2)	Borrow money from, lend money to, or otherwise extend credit to (or accept it from) a disqualified person? <input type="checkbox"/> Yes <input checked="" type="checkbox"/> No		
(3)	Furnish goods, services, or facilities to (or accept them from) a disqualified person? <input type="checkbox"/> Yes <input checked="" type="checkbox"/> No		
(4)	Pay compensation to, or pay or reimburse the expenses of, a disqualified person? <input type="checkbox"/> Yes <input checked="" type="checkbox"/> No		
(5)	Transfer any income or assets to a disqualified person (or make any of either available for the benefit or use of a disqualified person)? <input type="checkbox"/> Yes <input checked="" type="checkbox"/> No		
(6)	Agree to pay money or property to a government official? (Exception. Check "No" if the foundation agreed to make a grant to or to employ the official for a period after termination of government service, if terminating within 90 days.) <input type="checkbox"/> Yes <input checked="" type="checkbox"/> No		
b	If any answer is "Yes" to 1a(1)-(6), did any of the acts fail to qualify under the exceptions described in Regulations section 53.4941(d)-3 or in a current notice regarding disaster assistance (see page 20 of the instructions)? Organizations relying on a current notice regarding disaster assistance check here <input type="checkbox"/> N/A	1b	
c	Did the foundation engage in a prior year in any of the acts described in 1a, other than excepted acts, that were not corrected before the first day of the tax year beginning in 2009? <input type="checkbox"/> Yes <input checked="" type="checkbox"/> No	1c	X
2	Taxes on failure to distribute income (section 4942) (does not apply for years the foundation was a private operating foundation defined in section 4942(j)(3) or 4942(j)(5)):		
a	At the end of tax year 2009, did the foundation have any undistributed income (lines 6d and 6e, Part XIII) for tax year(s) beginning before 2009? <input type="checkbox"/> Yes <input checked="" type="checkbox"/> No If "Yes," list the years ▶ _____, _____, _____, _____		
b	Are there any years listed in 2a for which the foundation is not applying the provisions of section 4942(a)(2) (relating to incorrect valuation of assets) to the year's undistributed income? (If applying section 4942(a)(2) to all years listed, answer "No" and attach statement - see instructions.) <input type="checkbox"/> Yes <input checked="" type="checkbox"/> No	2b	
c	If the provisions of section 4942(a)(2) are being applied to any of the years listed in 2a, list the years here. ▶ _____, _____, _____, _____		
3a	Did the foundation hold more than a 2% direct or indirect interest in any business enterprise at any time during the year? <input type="checkbox"/> Yes <input checked="" type="checkbox"/> No		
b	If "Yes," did it have excess business holdings in 2009 as a result of (1) any purchase by the foundation or disqualified persons after May 26, 1969; (2) the lapse of the 5-year period (or longer period approved by the Commissioner under section 4943(c)(7)) to dispose of holdings acquired by gift or bequest; or (3) the lapse of the 10-, 15-, or 20-year first phase holding period? (Use Schedule C, Form 4720, to determine if the foundation had excess business holdings in 2009) <input type="checkbox"/> Yes <input checked="" type="checkbox"/> No	3b	
4a	Did the foundation invest during the year any amount in a manner that would jeopardize its charitable purposes? <input type="checkbox"/> Yes <input checked="" type="checkbox"/> No	4a	X
b	Did the foundation make any investment in a prior year (but after December 31, 1969) that could jeopardize its charitable purpose that had not been removed from jeopardy before the first day of the tax year beginning in 2009? <input type="checkbox"/> Yes <input checked="" type="checkbox"/> No	4b	X

**Part VII-B Statements Regarding Activities for Which Form 4720 May Be Required** (continued)

5a During the year did the foundation pay or incur any amount to:

- (1) Carry on propaganda, or otherwise attempt to influence legislation (section 4945(e))?  Yes  No
- (2) Influence the outcome of any specific public election (see section 4955); or to carry on, directly or indirectly, any voter registration drive?  Yes  No
- (3) Provide a grant to an individual for travel, study, or other similar purposes?  Yes  No
- (4) Provide a grant to an organization other than a charitable, etc., organization described in section 509(a)(1), (2), or (3), or section 4940(d)(2)?  Yes  No
- (5) Provide for any purpose other than religious, charitable, scientific, literary, or educational purposes, or for the prevention of cruelty to children or animals?  Yes  No

b If any answer is "Yes" to 5a(1)-(5), did any of the transactions fail to qualify under the exceptions described in Regulations section 53.4945 or in a current notice regarding disaster assistance (see instructions)? **N/A**  
 Organizations relying on a current notice regarding disaster assistance check here

c If the answer is "Yes" to question 5a(4), does the foundation claim exemption from the tax because it maintained expenditure responsibility for the grant? **N/A**  Yes  No  
 If "Yes," attach the statement required by Regulations section 53.4945-5(d)

6a Did the foundation, during the year, receive any funds, directly or indirectly, to pay premiums on a personal benefit contract?  Yes  No

b Did the foundation, during the year, pay premiums, directly or indirectly, on a personal benefit contract?  Yes  No  
 If "Yes" to 6b, file Form 8870

7a At any time during the tax year, was the foundation a party to a prohibited tax shelter transaction?  Yes  No

b If yes, did the foundation receive any proceeds or have any net income attributable to the transaction? **N/A**

**Part VIII Information About Officers, Directors, Trustees, Foundation Managers, Highly Paid Employees, and Contractors**

1 List all officers, directors, trustees, foundation managers and their compensation.

(a) Name and address	(b) Title, and average hours per week devoted to position	(c) Compensation (If not paid, enter -0-)	(d) Contributions to employee benefit plans and deferred compensation	(e) Expense account, other allowances
HOWARD S. HOLMES 7TH FLOOR 101 N. MAIN ST. ANN ARBOR, MI 48104	DIRECTOR 0.00	0.	0.	0.
KATHRYN W. HOLMES 7TH FLOOR 101 N. MAIN ST. ANN ARBOR, MI 48104	DIRECTOR 0.00	0.	0.	0.
ERIK H. SERR 7TH FLOOR 101 N. MAIN ST. ANN ARBOR, MI 48104	DIRECTOR 0.00	0.	0.	0.

2 Compensation of five highest-paid employees (other than those included on line 1). If none, enter "NONE."

(a) Name and address of each employee paid more than \$50,000	(b) Title, and average hours per week devoted to position	(c) Compensation	(d) Contributions to employee benefit plans and deferred compensation	(e) Expense account, other allowances
NONE				

Total number of other employees paid over \$50,000 0

**Part VIII** Information About Officers, Directors, Trustees, Foundation Managers, Highly Paid Employees, and Contractors (continued)

**3** Five highest-paid independent contractors for professional services. If none, enter "NONE."

(a) Name and address of each person paid more than \$50,000	(b) Type of service	(c) Compensation
NONE		

Total number of others receiving over \$50,000 for professional services ▶ 0

**Part IX-A** Summary of Direct Charitable Activities

List the foundation's four largest direct charitable activities during the tax year. Include relevant statistical information such as the number of organizations and other beneficiaries served, conferences convened, research papers produced, etc.

	Expenses
1 N/A	
2	
3	
4	

**Part IX-B** Summary of Program-Related Investments

Describe the two largest program-related investments made by the foundation during the tax year on lines 1 and 2.

	Amount
1 N/A	
2	
3 All other program-related investments. See instructions.	
<b>Total.</b> Add lines 1 through 3 <span style="float: right;">▶</span>	0.

**Part X** Minimum Investment Return (All domestic foundations must complete this part. Foreign foundations, see instructions.)

1	Fair market value of assets not used (or held for use) directly in carrying out charitable, etc., purposes:		
a	Average monthly fair market value of securities	1a	575423.
b	Average of monthly cash balances	1b	2923.
c	Fair market value of all other assets	1c	
d	Total (add lines 1a, b, and c)	1d	578346.
e	Reduction claimed for blockage or other factors reported on lines 1a and 1c (attach detailed explanation)	1e	0.
2	Acquisition indebtedness applicable to line 1 assets	2	0.
3	Subtract line 2 from line 1d	3	578346.
4	Cash deemed held for charitable activities. Enter 1 1/2% of line 3 (for greater amount, see instructions)	4	8675.
5	Net value of noncharitable-use assets. Subtract line 4 from line 3. Enter here and on Part V, line 4	5	569671.
6	Minimum investment return. Enter 5% of line 5	6	28484.

**Part XI** Distributable Amount (see instructions) (Section 4942(j)(3) and (j)(5) private operating foundations and certain foreign organizations check here  and do not complete this part.)

1	Minimum investment return from Part X, line 6	1	28484.
2a	Tax on investment income for 2009 from Part VI, line 5	2a	57.
b	Income tax for 2009. (This does not include the tax from Part VI.)	2b	
c	Add lines 2a and 2b	2c	57.
3	Distributable amount before adjustments. Subtract line 2c from line 1	3	28427.
4	Recoveries of amounts treated as qualifying distributions	4	0.
5	Add lines 3 and 4	5	28427.
6	Deduction from distributable amount (see instructions)	6	0.
7	Distributable amount as adjusted. Subtract line 6 from line 5. Enter here and on Part XIII, line 1	7	28427.

**Part XII** Qualifying Distributions (see instructions)

1	Amounts paid (including administrative expenses) to accomplish charitable, etc., purposes:		
a	Expenses, contributions, gifts, etc - total from Part I, column (d), line 26	1a	35000.
b	Program-related investments - total from Part IX-B	1b	0.
2	Amounts paid to acquire assets used (or held for use) directly in carrying out charitable, etc., purposes	2	
3	Amounts set aside for specific charitable projects that satisfy the:		
a	Suitability test (prior IRS approval required)	3a	
b	Cash distribution test (attach the required schedule)	3b	
4	Qualifying distributions. Add lines 1a through 3b. Enter here and on Part V, line 8, and Part XIII, line 4	4	35000.
5	Foundations that qualify under section 4940(e) for the reduced rate of tax on net investment income. Enter 1% of Part I, line 27b	5	57.
6	Adjusted qualifying distributions Subtract line 5 from line 4	6	34943.

**Note.** The amount on line 6 will be used in Part V, column (b), in subsequent years when calculating whether the foundation qualifies for the section 4940(e) reduction of tax in those years.

RANGER FOUNDATION  
C/O ERIK SERR

Form 990-PF (2009)

38-3499187 Page 9

**Part XIII Undistributed Income** (see instructions)

	(a) Corpus	(b) Years prior to 2008	(c) 2008	(d) 2009
1 Distributable amount for 2009 from Part XI, line 7				28427.
2 Undistributed income, if any, as of the end of 2009				
a Enter amount for 2008 only			0.	
b Total for prior years:		0.		
3 Excess distributions carryover, if any, to 2009:				
a From 2004				
b From 2005	1980.			
c From 2006	2832.			
d From 2007	2115.			
e From 2008	1283.			
f Total of lines 3a through e	8210.			
4 Qualifying distributions for 2009 from Part XII, line 4: ▶ \$ 35000.				
a Applied to 2008, but not more than line 2a			0.	
b Applied to undistributed income of prior years (Election required - see instructions)		0.		
c Treated as distributions out of corpus (Election required - see instructions)	0.			
d Applied to 2009 distributable amount				28427.
e Remaining amount distributed out of corpus	6573.			
5 Excess distributions carryover applied to 2009 (If an amount appears in column (d), the same amount must be shown in column (a))	0.			0.
6 Enter the net total of each column as indicated below:	14783.			
a Corpus Add lines 3f, 4c, and 4e Subtract line 5				
b Prior years' undistributed income. Subtract line 4b from line 2b		0.		
c Enter the amount of prior years' undistributed income for which a notice of deficiency has been issued, or on which the section 4942(a) tax has been previously assessed		0.		
d Subtract line 6c from line 6b. Taxable amount - see instructions		0.		
e Undistributed income for 2008. Subtract line 4a from line 2a. Taxable amount - see instr.			0.	
f Undistributed income for 2009. Subtract lines 4d and 5 from line 1. This amount must be distributed in 2010				0.
7 Amounts treated as distributions out of corpus to satisfy requirements imposed by section 170(b)(1)(F) or 4942(g)(3)	0.			
8 Excess distributions carryover from 2004 not applied on line 5 or line 7	0.			
9 Excess distributions carryover to 2010 Subtract lines 7 and 8 from line 6a	14783.			
10 Analysis of line 9:				
a Excess from 2005	1980.			
b Excess from 2006	2832.			
c Excess from 2007	2115.			
d Excess from 2008	1283.			
e Excess from 2009	6573.			

Form 990-PF (2009)

923581  
02-02-10

RANGER FOUNDATION

C/O ERIK SERR

**Part XIV Private Operating Foundations** (see instructions and Part VII-A, question 9) **N/A**

1 a If the foundation has received a ruling or determination letter that it is a private operating foundation, and the ruling is effective for 2009, enter the date of the ruling

b Check box to indicate whether the foundation is a private operating foundation described in section  4942(j)(3) or  4942(j)(5)

	Tax year		Prior 3 years		(e) Total
	(a) 2009	(b) 2008	(c) 2007	(d) 2006	
2 a Enter the lesser of the adjusted net income from Part I or the minimum investment return from Part X for each year listed					
b 85% of line 2a					
c Qualifying distributions from Part XII, line 4 for each year listed					
d Amounts included in line 2c not used directly for active conduct of exempt activities					
e Qualifying distributions made directly for active conduct of exempt activities. Subtract line 2d from line 2c					
3 Complete 3a, b, or c for the alternative test relied upon:					
a "Assets" alternative test - enter:					
(1) Value of all assets					
(2) Value of assets qualifying under section 4942(j)(3)(B)(i)					
b "Endowment" alternative test - enter 2/3 of minimum investment return shown in Part X, line 6 for each year listed					
c "Support" alternative test - enter:					
(1) Total support other than gross investment income (interest, dividends, rents, payments on securities loans (section 512(a)(5)), or royalties)					
(2) Support from general public and 5 or more exempt organizations as provided in section 4942(j)(3)(B)(iii)					
(3) Largest amount of support from an exempt organization					
(4) Gross investment income					

**Part XV Supplementary Information (Complete this part only if the foundation had \$5,000 or more in assets at any time during the year-see the instructions.)**

1 Information Regarding Foundation Managers:  
 a List any managers of the foundation who have contributed more than 2% of the total contributions received by the foundation before the close of any tax year (but only if they have contributed more than \$5,000). (See section 507(d)(2).)

**NONE**  
 b List any managers of the foundation who own 10% or more of the stock of a corporation (or an equally large portion of the ownership of a partnership or other entity) of which the foundation has a 10% or greater interest.

**NONE**  
 2 Information Regarding Contribution, Grant, Gift, Loan, Scholarship, etc., Programs:  
 Check here  if the foundation only makes contributions to preselected charitable organizations and does not accept unsolicited requests for funds. If the foundation makes gifts, grants, etc. (see instructions) to individuals or organizations under other conditions, complete items 2a, b, c, and d.

a The name, address, and telephone number of the person to whom applications should be addressed:

b The form in which applications should be submitted and information and materials they should include:

c Any submission deadlines:

d Any restrictions or limitations on awards, such as by geographical areas, charitable fields, kinds of institutions, or other factors:

**Part XV** Supplementary Information (continued)

3 Grants and Contributions Paid During the Year or Approved for Future Payment				
Recipient	If recipient is an individual, show any relationship to any foundation manager or substantial contributor	Foundation status of recipient	Purpose of grant or contribution	Amount
Name and address (home or business)				
<i>a Paid during the year</i>				
UNIVERSITY OF MI REACH OUT & READ PROGRAM 300 N INGALLS FLOOR 10 ANN ARBOR, MI 48109-0406		SEC 501 (C)	GENERAL FUND	25000.
GRASS LAKE SANCTUARY PO BOX 130842 ANN ARBOR, MI 48113		SEC 501 (C)	GENERAL FUND	5000.
UMRC HERITAGE FOUNDATION CHELSEA, MI. HOLMES ENDOWMENT FUND - 805 W MIDDLE CHELSEA, MI 48118		SEC 501 (C)	HOLMES ENDOWMENT FUND	5000.
<b>Total</b>			<b>3a</b>	<b>35000.</b>
<i>b Approved for future payment</i>				
NONE				
<b>Total</b>			<b>3b</b>	<b>0.</b>





FORM 990-PF DIVIDENDS AND INTEREST FROM SECURITIES STATEMENT 1

SOURCE	GROSS AMOUNT	CAPITAL GAINS DIVIDENDS	COLUMN (A) AMOUNT
CAPTRUST 42787635	11981.	4.	11977.
CAPTRUST 70486113	879.	0.	879.
JWH SPEC. CIRCUM. K-1	1.	0.	1.
TOTAL TO FM 990-PF, PART I, LN 4	12861.	4.	12857.

FORM 990-PF RENTAL EXPENSES STATEMENT 2

DESCRIPTION	ACTIVITY NUMBER	AMOUNT	TOTAL
PER K-1		6.	
- SUBTOTAL -	2		6.
TOTAL RENTAL EXPENSES			6.
NET RENTAL INCOME TO FORM 990-PF, PART I, LINE 5B			-6.

FORM 990-PF OTHER INCOME STATEMENT 3

DESCRIPTION	(A) REVENUE PER BOOKS	(B) NET INVESTMENT INCOME	(C) ADJUSTED NET INCOME
PLAINS ALL AMERICAN K-1		8.	8.
TOTAL TO FORM 990-PF, PART I, LINE 11		8.	8.

FORM 990-PF LEGAL FEES STATEMENT 4

DESCRIPTION	(A) EXPENSES PER BOOKS	(B) NET INVESTMENT INCOME	(C) ADJUSTED NET INCOME	(D) CHARITABLE PURPOSES
MILLER CANFIELD	5092.	2546.		0.
TO FM 990-PF, PG 1, LN 16A	5092.	2546.		0.

FORM 990-PF	ACCOUNTING FEES			STATEMENT 5
DESCRIPTION	(A) EXPENSES PER BOOKS	(B) NET INVEST- MENT INCOME	(C) ADJUSTED NET INCOME	(D) CHARITABLE PURPOSES
KASLIK P.C. CPA	2065.	1032.		0.
TO FORM 990-PF, PG 1, LN 16B	2065.	1032.		0.

FORM 990-PF	OTHER PROFESSIONAL FEES			STATEMENT 6
DESCRIPTION	(A) EXPENSES PER BOOKS	(B) NET INVEST- MENT INCOME	(C) ADJUSTED NET INCOME	(D) CHARITABLE PURPOSES
CAPTRUST INV MAN FEES	956.	478.		0.
JWH PORFOLIO DEDUCTIONS	178.	89.		0.
DMA FEES CAPTRUST	5327.	2663.		0.
TO FORM 990-PF, PG 1, LN 16C	6461.	3230.		0.

FORM 990-PF	TAXES			STATEMENT 7
DESCRIPTION	(A) EXPENSES PER BOOKS	(B) NET INVEST- MENT INCOME	(C) ADJUSTED NET INCOME	(D) CHARITABLE PURPOSES
FOREIGN TAX PAID CAPTRUST	382.	382.		0.
TO FORM 990-PF, PG 1, LN 18	382.	382.		0.

FORM 990-PF	OTHER EXPENSES			STATEMENT 8
DESCRIPTION	(A) EXPENSES PER BOOKS	(B) NET INVEST- MENT INCOME	(C) ADJUSTED NET INCOME	(D) CHARITABLE PURPOSES
PER K-1	6.	6.		0.
TO FORM 990-PF, PG 1, LN 23	6.	6.		0.

---



---

FORM 990-PF CORPORATE STOCK STATEMENT 9

---

DESCRIPTION	BOOK VALUE	FAIR MARKET VALUE
MARKETABLE SEC. CAPTRUST 7635	457123.	498031.
MARKETABLE SEC. CAPTRUST 6113	107118.	103315.
TOTAL TO FORM 990-PF, PART II, LINE 10B	564241.	601346.

---



---

FORM 990-PF OTHER INVESTMENTS STATEMENT 10

---

DESCRIPTION	VALUATION METHOD	BOOK VALUE	FAIR MARKET VALUE
JWH SPECIAL CIRCUM.K-1 CAP A/C	COST	2877.	2877.
TOTAL TO FORM 990-PF, PART II, LINE 13		2877.	2877.

# Application for Extension of Time To File an Exempt Organization Return

▶ File a separate application for each return

- If you are filing for an **Automatic 3-Month Extension**, complete only Part I and check this box
- If you are filing for an **Additional (Not Automatic) 3-Month Extension**, complete only Part II (on page 2 of this form)

Do not complete Part II unless you have already been granted an automatic 3-month extension on a previously filed Form 8868

## Part I Automatic 3-Month Extension of Time. Only submit original (no copies needed)

A corporation required to file Form 990-T and requesting an automatic 6-month extension - check this box and complete Part I only

All other corporations (including 1120-C filers), partnerships, REMICs, and trusts must use Form 7004 to request an extension of time to file income tax returns

**Electronic Filing (e-file).** Generally, you can electronically file Form 8868 if you want a 3-month automatic extension of time to file one of the returns noted below (6 months for a corporation required to file Form 990-T). However, you cannot file Form 8868 electronically if (1) you want the additional (not automatic) 3-month extension or (2) you file Forms 990-BL, 6069, or 8870, group returns, or a composite or consolidated Form 990-T. Instead, you must submit the fully completed and signed page 2 (Part II) of Form 8868. For more details on the electronic filing of this form, visit [www.irs.gov/efile](http://www.irs.gov/efile) and click on e-file for Charities & Nonprofits

Type or print  File by the due date for filing your return. See instructions	Name of Exempt Organization <b>RANGER FOUNDATION C/O ERIK SERR</b>	Employer identification number <b>38-3499187</b>
	Number, street, and room or suite no. If a P.O. box, see instructions. <b>101 N. MAIN 7TH FLOOR</b>	
	City, town or post office, state, and ZIP code. For a foreign address, see instructions. <b>ANN ARBOR, MI 48104</b>	

Check type of return to be filed (file a separate application for each return)

- |   |   |                                    |
|---|---|------------------------------------|
| <input type="checkbox"/> Form 990               | <input type="checkbox"/> Form 990-T (corporation)                 | <input type="checkbox"/> Form 4720 |
| <input type="checkbox"/> Form 990-BL            | <input type="checkbox"/> Form 990-T (sec. 401(a) or 408(a) trust) | <input type="checkbox"/> Form 5227 |
| <input type="checkbox"/> Form 990-EZ            | <input type="checkbox"/> Form 990-T (trust other than above)      | <input type="checkbox"/> Form 6069 |
| <input checked="" type="checkbox"/> Form 990-PF | <input type="checkbox"/> Form 1041-A                              | <input type="checkbox"/> Form 8870 |

### MILLER CANFIELD ATT. ERIK SERR

- The books are in the care of ▶ **101 N. MAIN 7TH FLOOR - 48104**  
Telephone No ▶ **734-663-2445** FAX No ▶ \_\_\_\_\_
- If the organization does not have an office or place of business in the United States, check this box
- If this is for a Group Return, enter the organization's four digit Group Exemption Number (GEN) \_\_\_\_\_. If this is for the whole group, check this box . If it is for part of the group, check this box  and attach a list with the names and EINs of all members the extension will cover

1 I request an automatic 3-month (6-months for a corporation required to file Form 990-T) extension of time until **AUGUST 15, 2010**, to file the exempt organization return for the organization named above. The extension is for the organization's return for  calendar year **2009** or  tax year beginning \_\_\_\_\_, and ending \_\_\_\_\_

2 If this tax year is for less than 12 months, check reason  Initial return  Final return  Change in accounting period

<b>3a</b> If this application is for Form 990-BL, 990-PF, 990-T, 4720, or 6069, enter the tentative tax, less any nonrefundable credits. See instructions	<b>3a</b>	\$	<b>0.</b>
<b>b</b> If this application is for Form 990-PF or 990-T, enter any refundable credits and estimated tax payments made. Include any prior year overpayment allowed as a credit.	<b>3b</b>	\$	<b>160.</b>
<b>c</b> <b>Balance Due.</b> Subtract line 3b from line 3a. Include your payment with this form, or, if required, deposit with FTD coupon or, if required, by using EFTPS (Electronic Federal Tax Payment System). See instructions	<b>3c</b>	\$	<b>0.</b>

Caution. If you are going to make an electronic fund withdrawal with this Form 8868, see Form 8453-EO and Form 8879-EO for payment instructions

Realized Gain/Loss

Form 990 P2 Page 3

38-3499187

Account Number: 7048-6113  
RANGER FOUNDATION

Realized Gain/Loss Detail for Year

Short Term	DESCRIPTION	QUANTITY	ADJ PRICE/ ORIG PRICE	DATE ACQUIRED	CLOSE DATE	PROCEEDS	ADJ COST/ ORIG COST	GAIN/LOSS
	RYDEX MULTI HEDGE STRATEGIES FD CLASS H	5.6580	20.4300	11/26/08	06/11/09	114.74	115.60	-0.86
		2.1560	20.4300	11/26/08	06/11/09	43.73	44.05	-0.32
		0.6570	20.4300	11/26/08	06/11/09	13.33	13.42	-0.09
	<b>Total - Short Term</b>					<b>\$171.80</b>	<b>\$173.07</b>	<b>-\$1.27</b>

Long Term	DESCRIPTION	QUANTITY	ADJ PRICE/ ORIG PRICE	DATE ACQUIRED	CLOSE DATE	PROCEEDS	ADJ COST/ ORIG COST	GAIN/LOSS
	DIAMOND HILL LONG-SHORT FUND CL A	77.1010	18.3600	03/23/07	04/06/09	1,000.00	1,415.58	-415.58
		134.9530	18.3600	03/23/07	06/11/09	2,000.00	2,477.74	-477.74
	EVERGREEN EQUITY TR ASSET ALLOCATION FD CL I	489.2370	15.7800	12/13/07	06/11/09	5,000.00	7,720.16	-2,720.16
	RYDEX MULTI HEDGE STRATEGIES FD CLASS H	940.9110	26.5700	03/23/07	06/11/09	19,081.67	25,000.00	-5,918.33
		29.2160	25.5000	11/28/07	06/11/09	592.50	745.01	-152.51
		3.1130	25.5000	11/28/07	06/11/09	63.13	79.39	-16.26
		0.0550	25.5000	11/28/07	06/11/09	1.11	1.41	-0.30
	<b>Total - Long Term</b>					<b>\$27,738.41</b>	<b>\$37,439.29</b>	<b>-\$9,700.88</b>



# Realized Gain/Loss

As of Date: 2/05/10

Account Number: 4278-7635  
RANGER FOUNDATION

## Realized Gain/Loss Detail for Year

Short Term DESCRIPTION	QUANTITY	ADJ PRICE/ ORIG PRICE	ACQUIRED DATE	CLOSE DATE	PROCEEDS	ADJ COST/ ORIG COST	GAIN/LOSS
ACE LIMITED	3.0000	43.1760	02/13/09	03/12/09	99.83	129.53	-29.70
	31.0000	43.1760	02/13/09	05/07/09	1,359.62	1,338.45	21.17
ACTIVISION BLIZZARD INC	178.0000	9.7682	02/13/09	07/09/09	2,060.34	1,738.74	321.60
ADVISORS SER TR	109.0890	8.4800	02/17/09	11/13/09	1,048.35	925.08	123.27
PIA BBB BOND FUND	64.0000	59.4958	02/11/08	01/23/09	1,681.07	3,807.72	-2,126.65
AFLAC INC	2.0000	39.1900	11/17/08	01/23/09	52.54	78.38	-25.84
AGILENT TECH INC	8.0000	21.2338	10/22/08	08/28/09	206.52	169.87	36.65
	36.0000	16.4776	12/19/08	08/28/09	929.37	593.20	336.17
	2.0000	16.4776	12/19/08	09/30/09	55.75	32.95	22.80
	8.0000	18.5400	02/13/09	09/30/09	223.03	148.32	74.71
	10.0000	18.5400	02/13/09	10/08/09	275.51	185.40	90.11
	35.0000	18.5400	02/13/09	10/15/09	965.16	648.90	316.26
AKAMA TECH INC	53.0000	17.8578	02/13/09	07/30/09	844.36	946.47	-102.11
	11.0000	17.8578	02/13/09	08/06/09	199.08	196.43	2.65
	42.0000	20.1265	03/27/09	08/06/09	760.16	845.31	-85.15
ALBERTO CULVER CO (NEW)	4.0000	27.5391	02/12/08	02/10/09	95.87	110.15	-14.28
	22.0000	27.4025	02/19/08	02/10/09	527.33	602.86	-75.53
	21.0000	27.2045	03/03/08	02/10/09	503.37	571.29	-67.92
	12.0000	27.4938	03/11/08	02/10/09	287.64	329.93	-42.29
	2.0000	27.8700	04/02/08	02/10/09	47.94	55.74	-7.80
	21.0000	27.0806	06/16/08	02/10/09	503.37	568.69	-65.32
	10.0000	27.5420	08/12/08	02/10/09	239.70	275.42	-35.72



# Realized Gain/Loss

As of Date: 2/05/10



Account Number: 4278-7635  
RANGER FOUNDATION

Short Term Description	Quantity	ADJ PRICE/ ORIG PRICE	DATE ACQUIRED	CLOSE DATE	PROCEEDS	ADJ COST/ ORIG COST	GAIN/LOSS
<i>Continued</i>							
ALLEGHENY TECHNOLOGIES INC	35.0000	25.2310	02/13/09	06/23/09	1,177.15	883.09	294.06
	12.0000	25.2310	02/13/09	07/17/09	396.34	302.77	93.57
	21.0000	23.4175	02/17/09	07/17/09	693.60	491.77	201.83
	27.0000	19.8338	03/11/09	07/17/09	891.78	535.51	356.27
	1.0000	33.7523	11/09/09	11/12/09	32.21	33.76	-1.55
ALLIANCE DATA SYSTEMS CORP							
	7.0000	41.7533	01/29/08	01/23/09	279.48	292.27	-12.79
	13.0000	54.9903	02/11/08	02/10/09	523.89	714.87	-190.98
	20.0000	55.4352	02/12/08	02/10/09	806.00	1,108.70	-302.70
	1.0000	49.6000	04/02/08	02/10/09	40.30	49.60	-9.30
	14.0000	58.9989	05/07/08	02/10/09	564.20	825.98	-261.78
	7.0000	55.7495	09/18/08	02/10/09	282.10	390.25	-108.15
	39.0000	18.7689	03/25/08	01/15/09	323.88	731.98	-408.10
	26.0000	10.8176	10/13/08	01/15/09	215.93	281.26	-65.33
	20.0000	10.8176	10/13/08	02/13/09	165.19	216.35	-51.16
	40.0000	8.1714	03/18/09	12/04/09	496.72	326.86	169.86
AMETEK INC NEW							
	20.0000	50.3736	05/06/08	02/10/09	630.40	1,007.46	-377.06
	12.0000	50.9792	05/14/08	02/10/09	378.24	611.75	-233.51
	9.0000	52.5008	05/16/08	02/10/09	283.68	472.51	-188.83
	12.0000	51.3737	06/17/08	02/10/09	378.24	616.48	-238.24
	4.0000	31.7210	02/02/09	02/10/09	126.09	126.88	-0.79
ANADARKO PETROLEUM CORP							
	59.0000	38.8358	01/12/09	02/10/09	2,308.06	2,291.31	16.75
APPLE INC							
	1.0000	147.5495	04/01/08	02/10/09	97.85	147.55	-49.70
	8.0000	174.6241	06/12/08	02/10/09	782.80	1,396.99	-614.19


## Realized Gain/Loss

Page 107 of 170

As of Date: 2/05/10

Account Number: 4278-7635  
RANGER FOUNDATION

Short Term DESCRIPTION	Quantity	ADJ PRICE/ ORIG PRICE	DATE ACQUIRED	CLOSE DATE	PROCEEDS	ADJ COST/ ORIG COST	GAIN/LOSS
AQUA AMERICA INC	13.0000	88.9191	01/23/09	02/10/09	1,272.05	1,155.95	116.10
	16.0000	18.7694	03/04/09	05/19/09	264.50	300.32	-35.82
	29.0000	18.7694	03/04/09	05/20/09	476.29	544.31	-68.02
	11.0000	18.7694	03/04/09	06/26/09	185.32	206.46	-21.14
ARCH CAP GROUP LTD	1.0000	71.8194	04/02/08	02/10/09	58.93	71.82	-12.89
ARMSTRONG WORLD INDUSTRIES	11.0000	34.9180	03/28/08	01/29/09	189.81	384.10	-194.29
	15.0000	30.0000	06/26/08	01/29/09	258.84	450.00	-191.16
ARRIS GROUP INC	40.0000	6.9909	01/14/09	02/10/09	262.19	279.64	-17.45
AVON PRODUCTS INC	4.0000	35.4906	10/22/09	11/12/09	137.67	141.97	-4.30
BAE SYSTEMS PLACE	30.0000	38.3843	03/25/08	02/13/09	674.99	1,151.53	-476.54
	15.0000	40.3040	04/03/08	02/13/09	337.50	604.56	-267.06
BANCO SANTANDER CENT HISPANO SPON ADR	99.0000	14.3299	10/14/08	01/20/09	689.83	1,418.66	-728.83
BANK OF AMERICA CORP	45.0000	30.8263	07/22/08	01/12/09	518.70	1,387.17	-868.47
	4.0000	33.0700	07/31/08	01/12/09	46.10	132.28	-86.18
	49.0000	26.0172	10/14/08	01/12/09	564.82	1,274.84	-710.02
	24.0000	15.1800	11/17/08	01/12/09	276.66	364.32	-87.66
BARCLAYS PLC ADR	12.0000	9.6049	03/27/09	05/14/09	186.06	115.26	70.80
BAXTER INTERNATIONAL INC	23.0000	9.6049	03/27/09	11/13/09	489.88	220.92	268.96
BERKLEY W R CORPORATION	3.0000	56.6930	07/31/09	11/12/09	163.88	170.08	-6.20
	31.0000	29.7633	12/16/08	02/10/09	713.61	922.66	-209.05
	18.0000	30.6946	12/30/08	02/10/09	414.36	552.50	-138.14
	5.0000	28.1970	01/20/09	02/10/09	115.10	140.99	-25.89



Realized Gain/Loss



Account Number: 4278-7635  
RANGER FOUNDATION

As of Date: 2/05/10

Short Term Description	Quantity	ADJ PRICE/ ORIG PRICE	DATE ACQUIRED	DATE CLOSE	PROCEEDS	ADJ COST/ ORIG COST	GAIN/LOSS
<i>Continued</i>							
BG GROUP PLC SPON ADR	5,000	112.5142	07/21/08	02/13/09	379.74	562.58	-182.84
BJS WHSL CLUB INC	22,000	28.8775	02/13/09	08/26/09	704.60	635.31	69.29
BMC SOFTWARE INC	30,000	28.8775	02/13/09	08/27/09	965.82	866.32	99.50
	4,000	32.7500	04/02/08	02/10/09	116.08	131.00	-14.92
	5,000	40.1570	05/30/08	02/10/09	145.10	200.79	-55.69
	7,000	27.8730	02/05/09	02/10/09	203.16	195.11	8.05
BNP PARIBAS ADR	5,000	18.8874	03/13/09	04/09/09	116.45	94.44	22.01
	14,000	20.3243	03/16/09	04/09/09	326.07	284.55	41.52
BNP PARIBAS ADR RTS EXP 00/00/00	43,000	0.0000	11/10/09	11/11/09	40.63	0.00	0.00
BRINKS CO	3,000	37.0056	04/02/08	02/10/09	82.02	111.02	-29.00
	5,000	37.7469	04/08/08	02/10/09	136.70	188.74	-52.04
	12,000	25.0130	12/29/08	02/10/09	328.10	300.16	27.94
BROWN AND BROWN INC COM	28,000	20.7166	11/13/08	02/10/09	514.37	580.06	-65.69
	23,000	18.0447	11/24/08	02/10/09	422.52	415.03	7.49
	18,000	20.9500	12/31/08	02/10/09	330.67	377.10	-46.43
	10,000	21.2716	01/07/09	02/10/09	183.71	212.72	-29.01
BURGER KING HLDGS INC	12,000	26.8586	07/08/08	02/09/09	237.75	322.31	-84.56
	33,000	26.8586	07/08/08	02/10/09	648.11	886.32	-238.21
	23,000	25.7383	07/10/08	02/10/09	451.72	591.98	-140.26
	15,000	27.9026	07/23/08	02/10/09	294.60	418.54	-123.94
	10,000	30.0581	08/11/08	02/10/09	196.40	300.58	-104.18
CABOT OIL & GAS	33,000	29.0572	01/29/09	02/10/09	979.00	958.89	20.11
	11,000	28.2628	02/05/09	02/10/09	326.34	310.89	15.45


## Realized Gain/Loss

Page 109 of 170

As of Date: 2/05/10

Account Number: 4278-7635  
RANGER FOUNDATION

Short Term Description	Quantity	Adj Price/ Orig Price	Date Acquired	Close Date	Proceeds	Adj Cost/ Orig Cost	Gain/Loss
<i>Continued</i>							
CANADIAN PACIFIC RAILWAY LTD	3.0000	48.6394	08/25/09	11/12/09	144.20	145.92	-1.72
CARMAX INC	170.0000	14.9046	09/25/08	02/10/09	1,494.30	2,533.78	-1,039.48
CASH AMERICA INTER-NATIONAL INC	10.0000	25.1089	12/15/08	02/10/09	176.60	251.09	-74.49
CBS CORP CL B	35.0000	5.7970	02/13/09	11/13/09	448.70	202.90	245.80
CENTERPOINT ENERGY INC	68.0000	11.5827	11/20/08	02/10/09	922.34	787.62	134.72
	27.0000	11.2219	11/21/08	02/10/09	366.22	302.99	63.23
	26.0000	12.0571	11/24/08	02/10/09	352.66	313.48	39.18
	25.0000	12.1947	12/02/08	02/10/09	339.10	304.87	34.23
	41.0000	12.4072	12/16/08	02/10/09	556.13	508.70	47.43
	7.0000	12.8742	01/16/09	02/10/09	94.95	90.12	4.83
CEPHALON INC	10.0000	73.6652	07/17/08	02/10/09	775.10	736.65	38.45
	7.0000	74.1885	07/22/08	02/10/09	542.57	519.32	23.25
	7.0000	73.5418	08/04/08	02/10/09	542.57	514.79	27.78
	7.0000	73.9895	08/06/08	02/10/09	542.57	517.93	24.64
CERNER CORP	2.0000	44.8039	03/19/09	11/12/09	158.13	89.61	68.52
CHEVRON CORPORATION	1.0000	85.9600	04/01/08	02/10/09	71.28	85.96	-14.68
	1.0000	86.2200	08/25/08	02/10/09	71.28	86.22	-14.94
CHICOS FAS INC	5.0000	13.0750	08/27/09	11/12/09	63.74	65.38	-1.64
CHUBB CORP	10.0000	42.1440	02/13/09	02/18/09	390.06	421.44	-31.38
	16.0000	42.1440	02/13/09	03/12/09	568.90	674.31	-105.41
	29.0000	42.1440	02/13/09	04/20/09	1,208.78	1,222.17	-13.39
CISCO SYSTEMS INC	2.0000	25.7594	05/08/08	02/10/09	32.22	51.52	-19.30
	1.0000	24.2200	08/25/08	02/10/09	16.12	24.22	-8.10





**Realized Gain/Loss**

As of Date: 2/05/10

Account Number: 4278-7635  
RANGER FOUNDATION

Short Term DESCRIPTION	Quantity	ADJ PRICE/ ORIG PRICE	ACQUIRED DATE	CLOSE DATE	PROCEEDS	ADJ COST/ ORIG COST	GAIN/LOSS
CLOROX COMPANY	7.0000	20.1802	07/17/09	11/12/09	163.79	141.27	22.52
	6.0000	63.3428	10/03/08	01/16/09	307.89	380.06	-72.17
	11.0000	63.3428	10/03/08	01/22/09	554.83	696.76	-141.93
	5.0000	61.3300	10/06/08	01/26/09	241.53	306.65	-65.12
	6.0000	58.1800	10/13/08	01/26/09	289.83	349.08	-59.25
	7.0000	56.4400	10/16/08	01/26/09	338.15	395.08	-56.93
COGNIZANT TECHNOLOGY SOLUTIONS CORP CL A	5.0000	24.9417	05/01/09	11/12/09	220.65	124.71	95.94
COMCAST CORP CL A SPL NEW	15.0000	12.5494	02/13/09	10/07/09	220.54	188.25	32.29
	17.0000	12.5494	02/13/09	10/08/09	253.78	213.34	40.44
	28.0000	12.5494	02/13/09	12/16/09	467.21	351.37	115.84
	16.0000	14.0054	08/20/09	12/16/09	266.98	224.09	42.89
COMCAST CORP NEW CL A	55.0000	16.2956	05/01/09	08/18/09	790.05	896.26	-106.21
	58.0000	16.2956	05/01/09	08/20/09	844.71	945.14	-100.43
COMMERCE BANCSHARES INC	11.0000	38.2837	11/21/08	02/10/09	401.61	421.11	-19.50
	9.0000	39.3018	01/09/09	02/10/09	328.59	353.72	-25.13
COMPASS MINERALS INTERNATIONAL INC	3.0000	59.9100	02/13/09	07/24/09	145.43	179.73	-34.30
	2.0000	59.9100	02/13/09	11/12/09	126.97	119.82	7.15
CONOCOPHILLIPS	29.0000	76.9094	02/12/08	02/10/09	1,335.44	2,230.37	-894.93
	1.0000	76.9300	04/01/08	02/10/09	46.05	76.93	-30.88
	2.0000	81.5800	08/25/08	02/10/09	92.10	163.16	-71.06
CONSTELLATION BRANDS INC CL A	3.0000	22.0882	08/15/08	02/10/09	45.29	66.26	-20.97

# Realized Gain/Loss

As of Date: 2/05/10

Account Number: 4278-7635  
RANGER FOUNDATION

Short Term Description	Quantity	Adj Price/Orig Price	Date Acquired	Close Date	Proceeds	Adj Cost/Orig Cost	Gain/Loss
<i>Continued</i>							
CONTINENTAL AIRLINES INC	26.0000	21.0389	08/19/08	02/10/09	392.60	547.01	-154.41
CL B	22.0000	21.4103	09/04/08	02/10/09	332.20	471.03	-138.83
	27.0000	22.5634	09/12/08	02/10/09	407.70	609.21	-201.51
CONTINENTAL AIRLINES INC	25.0000	20.6043	01/09/09	02/10/09	341.49	515.11	-173.62
CL B	16.0000	18.0124	01/14/09	02/10/09	218.56	288.20	-69.64
	11.0000	16.2923	01/21/09	02/10/09	150.26	179.22	-28.96
	13.0000	15.1191	01/29/09	02/10/09	177.58	196.55	-18.97
	4.0000	13.5785	02/04/09	02/10/09	54.64	54.31	0.33
CONTINENTAL RESOURCES INC	15.0000	23.3971	10/22/08	01/07/09	364.41	350.95	13.46
	13.0000	15.6223	11/20/08	01/07/09	315.82	203.09	112.73
	14.0000	15.6481	12/04/08	01/07/09	340.12	219.07	121.05
COPA HOLDINGS SA CL A	22.0000	29.8009	01/05/09	01/06/09	665.37	655.62	9.75
COPART INC	6.0000	44.8231	09/09/08	02/04/09	149.72	268.93	-119.21
	4.0000	44.6623	09/15/08	02/04/09	99.82	178.65	-78.83
	6.0000	44.6623	09/15/08	02/10/09	157.38	267.97	-110.59
	9.0000	43.7416	09/18/08	02/10/09	236.07	393.67	-157.60
	10.0000	40.1175	09/26/08	02/10/09	262.31	401.18	-138.87
CORN PRODS INTL INC	14.0000	30.6034	01/06/09	02/02/09	300.79	428.45	-127.66
	7.0000	30.6034	01/06/09	02/10/09	169.67	214.22	-44.55
	12.0000	28.6753	01/09/09	02/10/09	290.88	344.10	-53.22
	12.0000	27.3504	01/20/09	02/10/09	290.88	328.20	-37.32
	11.0000	24.5932	01/29/09	02/10/09	266.64	270.53	-3.89
CORNING INC	9.0000	16.5113	07/17/09	11/12/09	147.60	148.61	-1.01





# Realized Gain/Loss

As of Date: 2/05/10

Account Number: 4278-7635  
RANGER FOUNDATION

Short Term DESCRIPTION	Quantity	ADJ PRICE/ ORIG PRICE	DATE ACQUIRED	CLOSE DATE	PROCEEDS	ADJ COST/ ORIG COST	GAIN/LOSS
<i>Continued</i>							
DIGITAL REALTY TRUST INC	5.0000	58.0594	12/30/08	02/10/09	282.70	290.30	-7.60
DIGITAL RIVER INC	6.0000	55.3279	01/28/09	02/10/09	339.24	331.97	7.27
DIRECTV GROUP INC/THE	4.0000	56.4943	02/03/09	02/10/09	226.16	225.98	0.18
DIGITAL REALTY TRUST INC	2.0000	46.2093	09/23/09	11/12/09	93.33	92.42	0.91
DIGITAL RIVER INC	50.0000	40.0350	07/31/08	02/10/09	1,274.99	2,001.75	-726.76
DIRECTV GROUP INC/THE	27.0000	24.1522	04/06/09	09/09/09	676.51	652.11	24.40
DIRECTV GROUP INC/THE	20.0000	24.1522	04/06/09	09/15/09	515.96	483.04	32.92
DISCOVERY COMMUNICATIONS INC A	4.0000	21.8679	05/20/09	11/12/09	120.47	87.48	32.99
DOCTOR REDDY'S LAB ADR	5.0000	16.7185	07/08/09	11/12/09	118.24	83.60	34.64
DOLLAR TREE STORES INC	2.0000	37.3245	07/24/08	02/05/09	70.17	74.65	-4.48
DOLLAR TREE STORES INC	26.0000	37.3245	07/24/08	02/10/09	913.11	970.42	-57.31
DOLLAR TREE STORES INC	17.0000	36.0966	07/28/08	02/10/09	597.03	613.64	-16.61
DOLLAR TREE STORES INC	15.0000	36.9695	07/31/08	02/10/09	526.80	554.54	-27.74
DOLLAR TREE STORES INC	6.0000	40.2640	08/20/08	02/10/09	210.72	241.58	-30.86
DOMINION RES INC VA NEW	48.0000	34.3792	02/12/09	04/13/09	1,446.92	1,650.20	-203.28
DOMINION RES INC VA NEW	1.0000	34.7300	02/13/09	04/13/09	30.15	34.73	-4.58
DOUGLAS EMMETT INC	19.0000	22.8482	01/24/08	01/15/09	187.49	434.12	-246.63
DOUGLAS EMMETT INC	15.0000	22.5469	03/26/08	02/10/09	150.00	338.20	-188.20
DOUGLAS EMMETT INC	25.0000	22.3246	03/27/08	02/10/09	250.02	558.12	-308.10
DOUGLAS EMMETT INC	1.0000	22.9900	04/02/08	02/10/09	10.00	22.99	-12.99
DOUGLAS EMMETT INC	10.0000	23.7683	04/28/08	02/10/09	100.01	237.68	-137.67
DOW CHEMICAL COMPANY DPL INC	9.0000	22.8679	08/04/09	11/12/09	257.03	205.82	51.21
DOW CHEMICAL COMPANY DPL INC	60.0000	23.0503	10/08/08	02/10/09	1,319.41	1,383.01	-63.60





**Realized Gain/Loss**

As of Date: 2/05/10

Account Number: 4278-7635  
RANGER FOUNDATION


Short Term DESCRIPTION	Quantity	ADJ PRICE/ ORIG PRICE	ACQUIRED DATE	CLOSE DATE	PROCEEDS	ADJ COST/ ORIG COST	GAIN/LOSS
	17.0000	22.7595	10/13/08	02/10/09	373.84	386.91	-13.07
	14.0000	22.2417	10/16/08	02/10/09	307.87	311.38	-3.51
DREAMWORKS ANIMATION SKG INC-A	13.0000	31.6845	07/25/08	01/26/09	291.05	411.90	-120.85
	11.0000	31.6845	07/25/08	02/03/09	233.47	348.53	-115.06
	2.0000	31.6845	07/25/08	02/10/09	41.87	63.36	-21.49
	20.0000	29.9800	08/05/08	02/10/09	418.80	599.60	-180.80
	15.0000	30.8965	08/19/08	02/10/09	314.10	463.45	-149.35
	17.0000	31.5722	09/08/08	02/10/09	355.98	536.73	-180.75
	4.0000	31.1870	09/29/08	02/10/09	83.76	124.75	-40.99
EAST WEST BANCORP INC	100.0000	13.6991	05/13/08	02/10/09	909.24	1,369.91	-460.67
EASTMAN CHEMICAL CO	4.0000	52.6677	08/07/09	11/12/09	234.15	210.67	23.48
ELECTRONIC ARTS INC	33.0000	19.0941	02/06/09	02/10/09	553.75	630.11	-76.36
EMERSON ELECTRIC CO	1.0000	55.0800	05/08/08	02/10/09	32.84	55.08	-22.24
	2.0000	48.8994	07/31/08	02/10/09	65.68	97.80	-32.12
	2.0000	32.0300	11/17/08	02/10/09	65.69	64.06	1.63
EOG RESOURCES INC	12.0000	64.4800	02/13/09	11/24/09	1,056.94	773.76	283.18
ERICSSON (LM) TEL-SP ADR NEW	55.0000	10.1537	04/04/08	02/13/09	468.59	558.46	-89.87
ESSEX PROPERTY TRUST INC REIT	7.0000	117.1846	09/17/08	01/13/09	454.80	820.30	-365.50
	1.0000	117.1846	09/17/08	02/10/09	58.04	117.18	-59.14
	5.0000	116.3359	09/18/08	02/10/09	290.25	581.68	-291.43
	3.0000	114.1474	10/03/08	02/10/09	174.15	342.44	-168.29

As of Date: 2/05/10

# Realized Gain/Loss

Account Number: 4278-7635  
RANGER FOUNDATION

Short Term	Continued	DESCRIPTION	QUANTITY	ADJ PRICE/ ORIG PRICE	DATE ACQUIRED	CLOSE DATE	PROCEEDS	ADJ COST/ ORIG COST	GAIN/LOSS
		EXPRESS SCRIPTS INC CL A	29.0000	59.3512	11/17/08	02/10/09	1,591.50	1,721.18	-129.68
			13.0000	53.9827	12/03/08	02/10/09	713.44	701.78	11.66
		FAMILY DOLLAR STORES INC	33.0000	25.2462	10/24/08	02/10/09	875.50	833.12	42.38
			18.0000	26.7110	11/04/08	02/10/09	477.54	480.80	-3.26
			10.0000	26.2330	11/07/08	02/10/09	265.30	262.33	2.97
			10.0000	26.8025	11/11/08	02/10/09	265.30	268.03	-2.73
			9.0000	27.3134	11/17/08	02/10/09	238.78	245.82	-7.04
			8.0000	25.3247	12/19/08	02/10/09	212.25	202.60	9.65
		FEDERAL HOME LN MTG CORP GLOBAL NOTES CPN 4.500% DUE 01/15/14 DTD 01/16/04 FC 07/15/04	1,000.0000	109.5545	02/17/09	11/18/09	1,092.74	1,095.55	-2.81
		FEDERAL NATL MTG ASSN NOTES CPN 2.000% DUE 01/09/12 DTD 01/09/09 FC 07/09/09	2,000.0000	100.4558	01/16/09	04/30/09	2,018.12	2,009.12	9.00
		FEDERAL NATL MTG ASSN NOTES CPN 5.250% DUE 09/15/16 DTD 08/17/06 FC 09/15/06	1,000.0000	111.5054	02/13/09	05/08/09	1,120.00	1,115.06	4.94
		FIDELITY NATIONAL FINANCIAL INC	10,000.0000	108.6904	02/17/09	07/23/09	10,701.05	10,869.04	-167.99
			15.0000	18.8634	02/13/09	05/04/09	238.97	282.96	-43.99
			69.0000	18.8634	02/13/09	05/27/09	962.10	1,301.57	-339.47



Realized Gain/Loss

As of Date: 2/05/10



Account Number: 4278-7635  
RANGER FOUNDATION

Short Term Description	Quantity	ADJ PRICE/ ORIG PRICE	DATE ACQUIRED	CLOSE DATE	PROCEEDS	ADJ COST/ ORIG COST	GAIN/LOSS
<i>Continued</i>							
FIRST SOLAR INC	20.0000	18.7052	02/18/09	05/27/09	278.87	374.10	-95.23
	6.0000	277.5591	04/04/08	02/10/09	874.19	1,665.35	-791.16
	1.0000	275.5494	05/08/08	02/10/09	145.70	275.55	-129.85
FLIR SYSTEMS INC	39.0000	28.0993	10/24/08	02/10/09	871.82	1,095.87	-224.05
	8.0000	30.8407	10/30/08	02/10/09	178.83	246.73	-67.90
	13.0000	29.5022	11/11/08	02/10/09	290.61	383.53	-92.92
	12.0000	27.7529	12/29/08	02/10/09	268.27	333.04	-64.77
FMC TECHNOLOGIES INC	7.0000	53.3769	08/08/08	02/10/09	202.01	373.63	-171.62
	10.0000	51.4988	08/15/08	02/10/09	288.59	514.99	-226.40
	10.0000	51.4884	08/25/08	02/10/09	288.60	514.88	-226.28
	11.0000	25.4701	12/17/08	02/10/09	317.46	280.17	37.29
	25.0000	30.7464	01/28/09	02/10/09	721.50	768.66	-47.16
	2.0000	54.1464	09/17/09	11/12/09	113.59	108.30	5.29
FOREST LABS INC	38.0000	24.3211	12/16/08	02/10/09	973.54	924.20	49.34
	13.0000	25.1127	12/18/08	02/10/09	333.06	326.47	6.59
	10.0000	24.7162	01/21/09	02/10/09	256.20	247.16	9.04
	12.0000	25.8527	01/28/09	02/10/09	307.44	310.23	-2.79
FPL GROUP INC	15.0000	51.1890	02/13/09	05/21/09	789.39	767.84	21.55
	12.0000	51.1890	02/13/09	09/23/09	649.19	614.27	34.92
	18.0000	51.1890	02/13/09	10/02/09	958.02	921.40	36.62
FREEPORT-MCMORAN COPPER & GOLD INC CLASS B	2.0000	82.9405	11/09/09	11/12/09	161.71	165.89	-4.18
FTI CONSULTING INC	3.0000	65.4400	04/02/08	02/23/09	120.08	196.32	-76.24
	1.0000	66.0280	06/19/08	02/23/09	40.03	66.03	-26.00

# Realized Gain/Loss

37,688

Page 117 of 170

As of Date: 2/05/10

Account Number: 4278-7635  
RANGER FOUNDATION

Short Term DESCRIPTION	Quantity	ADJ PRICE/ ORIG PRICE	DATE ACQUIRED	CLOSE DATE	PROCEEDS	ADJ COST/ ORIG COST	GAIN/LOSS
<i>Continued</i>							
	6.0000	66.0280	06/19/08	02/25/09	227.71	396.17	-168.46
	5.0000	67.0000	06/25/08	04/06/09	233.71	335.00	-101.29
	8.0000	68.0292	07/08/08	04/06/09	373.94	544.23	-170.29
	5.0000	38.3037	11/06/08	04/06/09	233.71	191.52	42.19
	2.0000	44.8694	02/13/09	04/06/09	93.49	89.74	3.75
GANNETT CO INC DEL	10.0000	11.6839	10/02/09	11/12/09	107.09	116.84	-9.75
GDF SUEZ SPON ADR	15.0000	0.0000	07/25/08	02/13/09	533.24	0.00	0.00
	27.0000	0.0000	07/25/08	07/09/09	928.44	0.00	0.00
GENERAL ELECTRIC COMPANY	62.0000	32.6578	05/08/08	02/10/09	721.87	2,024.78	-1,302.91
	1.0000	28.3394	08/25/08	02/10/09	11.65	28.34	-16.69
	115.0000	9.5265	03/13/09	07/21/09	1,350.07	1,095.55	254.52
	50.0000	9.5265	03/13/09	07/23/09	598.18	476.32	121.86
	55.0000	10.2277	03/16/09	07/23/09	658.00	562.52	95.48
	14.0000	12.4300	04/17/09	07/23/09	167.50	174.02	-6.52
GENERAL MILLS INC	29.0000	57.1978	02/13/09	03/20/09	1,383.61	1,658.74	-275.13
	12.0000	57.1978	02/13/09	03/25/09	594.14	686.38	-92.24
	17.0000	57.1978	02/13/09	03/26/09	828.32	972.35	-144.03
GENZYME CORPORATION	9.0000	72.9516	02/13/09	03/06/09	467.18	656.57	-189.39
	30.0000	72.9516	02/13/09	03/12/09	1,618.34	2,188.54	-570.20
GILEAD SCIENCES INC	4.0000	53.1594	08/25/08	02/10/09	197.72	212.64	-14.92
GIVAUDAN ADR RTS	143.0000	0.0000	05/01/09	05/04/09	23.05	0.00	0.00
	143.0000	0.0000	07/09/09	08/07/09	66.09	0.00	0.00
GIVAUDAN-JNSPON-ADR	10.0000	10.9264	03/17/09	11/12/09	155.99	109.27	46.72
GLOBAL PAYMENTS INC	9.0000	43.2007	04/02/08	02/10/09	314.39	388.81	-74.42





# Realized Gain/Loss

As of Date: 2/05/10

Account Number: 4278-7635  
RANGER FOUNDATION

Short Term Description	Quantity	Adj Price/ Orig Price	Date Acquired	Close Date	Proceeds	Adj Cost/ Orig Cost	Gain/Loss
HARSCO CORPORATION	3.0000	58.9600	04/02/08	02/10/09	73.11	176.88	-103.77
HASBRO INC	10.0000	38.6250	07/28/08	02/09/09	251.87	386.25	-134.38
	8.0000	39.7694	07/31/08	02/09/09	201.50	318.16	-116.66
	5.0000	39.7694	07/31/08	02/10/09	121.54	198.84	-77.30
	11.0000	40.9731	08/12/08	02/10/09	267.41	450.70	-183.29
	14.0000	38.1218	09/09/08	02/10/09	340.34	533.71	-193.37
	5.0000	28.1999	08/27/09	11/12/09	144.44	141.00	3.44
HDFC BANK LTD-ADR	1.0000	99.0869	06/08/09	11/12/09	128.22	99.09	29.13
HEALTHWAYS INC	25.0000	32.5463	03/11/08	02/10/09	274.03	813.66	-539.63
HESS CORPORATION	7.0000	53.0957	10/23/08	07/21/09	367.71	371.67	-3.96
	5.0000	57.6100	02/13/09	07/21/09	262.65	288.05	-25.40
HEWITT ASSOCIATES INC	13.0000	28.7608	01/16/09	07/21/09	379.96	373.89	6.07
	3.0000	28.7608	01/16/09	11/12/09	120.53	86.29	34.24
HEWLETT-PACKARD COMPANY	1.0000	45.1100	07/31/08	02/20/09	31.17	45.11	-13.94
	13.0000	36.0878	02/13/09	02/20/09	405.27	469.14	-63.87
HEXCEL CORP NEW	5.0000	20.5500	04/02/08	02/10/09	43.46	102.75	-59.29
HONEYWELL INTERNATIONAL INC	2.0000	59.3094	05/08/08	02/10/09	64.04	118.62	-54.58
HSBC HOLDINGS PLC-SPON ADR	9.0000	43.0493	06/16/09	11/13/09	557.17	387.45	169.72
HUMAN GENOME SCIENCES INC	58.0000	16.3637	08/21/09	10/19/09	1,212.82	949.09	263.73
HUMANA INC	22.0000	41.9742	02/03/09	02/10/09	963.38	923.43	39.95
	6.0000	44.3476	02/05/09	02/10/09	262.75	266.09	-3.34
IBERIABANK CORP	5.0000	48.0181	04/06/09	06/03/09	213.84	240.10	-26.26



Realized Gain/Loss

As of Date: 2/05/10



Account Number: 4278-7635  
RANGER FOUNDATION

Short Term DESCRIPTION	Quantity	ADJ PRICE/ ORIG PRICE	DATE ACQUIRED	CLOSE DATE	PROCEEDS	ADJ COST/ ORIG COST	GAIN/LOSS
ICICI BANK LTD SPON ADR	6.0000	48.0181	04/06/09	06/29/09	243.00	288.10	-45.10
	5.0000	29.8541	05/19/09	11/12/09	194.27	149.27	45.00
	15.0000	29.8541	05/19/09	11/13/09	583.40	447.81	135.59
	6.0000	30.5702	05/28/09	11/13/09	233.37	183.43	49.94
IHS INC CL A	3.0000	44.2499	02/13/09	11/12/09	159.05	132.75	26.30
	10.0000	44.2499	02/13/09	12/01/09	501.41	442.50	58.91
ILLINOIS TOOL WORKS INC	8.0000	31.7641	10/23/08	04/16/09	265.37	254.11	11.26
	18.0000	35.2600	02/13/09	04/16/09	597.11	634.68	-37.57
INFOSYS TECHNOLOGIES SP ADR	20.0000	30.5803	05/01/09	10/13/09	947.27	611.61	335.66
	3.0000	30.5803	05/01/09	11/12/09	148.31	91.74	56.57
INGERSOLL-RAND PLC SHARES	7.0000	17.3900	02/13/09	11/13/09	252.42	121.73	130.69
INTEGRYS ENERGY GROUP INC	36.0000	52.0870	07/14/08	02/10/09	1,533.22	1,875.13	-341.91
	10.0000	51.7637	07/16/08	02/10/09	425.90	517.64	-91.74
	6.0000	53.5860	09/12/08	02/10/09	255.54	321.52	-65.98
INTERNATIONAL PAPER CO	92.0000	13.0606	05/01/09	06/23/09	1,178.36	1,201.58	-23.22
	7.0000	13.6820	05/05/09	06/23/09	89.66	95.78	-6.12
	28.0000	13.6820	05/05/09	06/26/09	395.30	383.09	12.21
INTL FLAVOR & FRAGRANCES	9.0000	29.4075	02/13/09	05/01/09	269.77	264.67	5.10
	8.0000	29.4075	02/13/09	09/29/09	302.24	235.27	66.97
	10.0000	29.4075	02/13/09	10/19/09	388.04	294.08	93.96
	3.0000	29.4075	02/13/09	11/12/09	122.00	88.23	33.77

# Realized Gain/Loss

As of Date: 2/05/10

Account Number: 4278-7635  
RANGER FOUNDATION

Short Term	Continued	DESCRIPTION	QUANTITY	ADJ PRICE/ ORIG PRICE	DATE ACQUIRED	CLOSE DATE	PROCEEDS	ADJ COST/ ORIG COST	GAIN/LOSS
		ISHARES COMEX GOLD TRUST	14.0000	92.7600	02/13/09	03/27/09	1,272.03	1,298.64	-26.61
			3.0000	92.7600	02/13/09	09/04/09	291.29	278.28	13.01
			1.0000	92.7600	02/13/09	11/12/09	108.28	92.76	15.52
		ISHARES IBOX INV GRADE CORP BOND FUND ETF	19.0000	92.8420	04/07/09	09/02/09	1,994.57	1,764.00	230.57
		ITC HOLDINGS CORP	10.0000	43.7096	03/31/09	05/19/09	412.03	437.10	-25.07
			15.0000	43.7096	03/31/09	05/20/09	617.06	655.64	-38.58
		ITRON INC	7.0000	86.2132	02/22/08	02/10/09	406.00	603.49	-197.49
			1.0000	88.4670	03/11/08	02/10/09	58.00	88.47	-30.47
			2.0000	98.0759	05/02/08	04/30/09	93.50	196.16	-102.66
		J CREW GROUP INC	3.0000	34.1497	09/10/09	11/12/09	125.21	102.45	22.76
		J M SMUCKER CO	15.0000	40.3697	11/06/08	02/10/09	632.24	605.54	26.70
			8.0000	38.7585	11/13/08	02/10/09	337.20	310.07	27.13
			5.0000	39.5145	11/20/08	02/10/09	210.75	197.57	13.18
			8.0000	41.6193	12/04/08	02/10/09	337.20	332.95	4.25
		JARDEN CORP	6.0000	41.5463	12/23/08	02/10/09	252.90	249.28	3.62
			10.0000	27.2576	09/09/08	01/20/09	112.15	272.56	-160.41
			21.0000	25.7466	09/12/08	01/20/09	235.53	540.68	-305.15
			17.0000	25.0823	09/26/08	01/20/09	190.68	426.40	-235.72
		JOHN DEERE CAPITAL CORP GLOBAL NOTES CPN 7.000% DUE 03/15/12 DTD 03/22/02 FC 09/15/02	1,000.0000	108.1250	02/18/09	11/13/09	1,104.05	1,081.25	22.80
		KANSAS CITY SOUTHERN NEW	10.0000	41.4118	04/24/08	01/20/09	158.52	414.12	-255.60
			9.0000	44.0996	04/28/08	01/22/09	148.65	396.90	-248.25





# Realized Gain/Loss

As of Date: 2/05/10

Account Number: 4278-7635  
 RANGER FOUNDATION

Short Term DESCRIPTION	Quantity	ADJ PRICE/ ORIG PRICE	DATE ACQUIRED	CLOSE DATE	PROCEEDS	ADJ COST/ ORIG COST	GAIN/LOSS
LIBERTY	6.0000	62.9748	11/10/08	02/05/09	355.83	377.84	-22.01
ENTERTAINMENT - A	5.0000	62.5479	11/12/08	02/10/09	300.10	312.74	-12.64
	4.0000	64.2755	11/17/08	02/10/09	240.08	257.10	-17.02
	6.0000	62.0605	12/16/08	02/10/09	360.12	372.36	-12.24
LIFE TIME FITNESS INC	26.0000	21.5381	04/06/09	10/14/09	789.86	559.99	229.87
LINCOLN ELECTRIC HLDGS	25.0000	22.3156	04/16/09	10/14/09	759.49	557.89	201.60
	85.0000	31.2166	04/09/08	02/10/09	860.19	2,653.41	-1,793.22
	9.0000	68.3820	03/26/08	02/10/09	380.25	615.44	-235.19
	5.0000	69.8536	04/11/08	02/10/09	211.25	349.27	-138.02
	5.0000	75.7183	04/28/08	02/10/09	211.25	378.59	-167.34
	4.0000	48.3769	12/18/08	02/10/09	169.00	193.51	-24.51
LLOYDS BANKING GROUP RTS PLC ADR	361.0000	0.0000	12/18/09	12/21/09	515.73	0.00	0.00
LOCKHEED MARTIN CORP	2.0000	78.9100	02/13/09	05/04/09	161.48	157.82	3.66
	14.0000	78.9100	02/13/09	05/11/09	1,121.42	1,104.74	16.68
LORILLARD INC	15.0000	63.8900	02/13/09	07/27/09	1,083.15	958.35	124.80
MAGNA INTL INC CL A	25.0000	29.8116	01/27/09	02/10/09	751.49	745.29	6.20
	9.0000	29.3536	01/29/09	02/10/09	270.54	264.18	6.36
	9.0000	28.4960	02/02/09	02/10/09	270.54	256.46	14.08
MARKET VECTOR GOLD MINERS	2.0000	35.5953	02/12/09	11/12/09	96.69	71.20	25.49
MARTIN MARIETTA MATERIALS INC	11.0000	83.5421	11/10/08	02/10/09	900.24	918.96	-18.72
	3.0000	67.3460	11/20/08	02/10/09	245.52	202.04	43.48





**Realized Gain/Loss**

As of Date: 2/05/10

Account Number: 4278-7635  
RANGER FOUNDATION

Short Term	Continued	QUANTITY	ADJ PRICE/ ORIG PRICE	DATE ACQUIRED	CLOSE DATE	PROCEEDS	ADJ COST/ ORIG COST	GAIN/LOSS
DESCRIPTION								
MCAFEЕ INCORPORATED		1.0000	34.9900	04/02/08	02/10/09	29.55	34.99	-5.44
		7.0000	37.8036	09/09/08	02/10/09	206.85	264.63	-57.78
MCDELMOTT INTL INC		6.0000	18.3785	05/11/09	11/12/09	138.53	110.28	28.25
		10.0000	18.3785	05/11/09	11/16/09	232.69	183.79	48.90
		5.0000	18.3785	05/11/09	11/17/09	115.89	91.90	23.99
		20.0000	18.3785	05/11/09	11/23/09	438.99	367.56	71.43
		5.0000	18.3785	05/11/09	11/30/09	104.80	91.89	12.91
		20.0000	18.3785	05/11/09	12/01/09	421.00	367.56	53.44
		21.0000	22.8265	06/02/09	12/02/09	438.12	479.36	-41.24
MCDONALDS CORP		5.0000	57.2260	02/13/09	09/16/09	275.54	286.13	-10.59
MEDNAX INC		50.0000	56.0200	09/05/08	02/10/09	1,843.51	2,801.00	-957.49
MICROCHIP TECHNOLOGY INC		7.0000	27.4031	08/05/09	11/12/09	185.42	191.83	-6.41
MONSTER WORLDWIDE INC		126.0000	8.2764	02/13/09	02/25/09	834.99	1,042.83	-207.84
		12.0000	8.2764	02/13/09	11/12/09	173.87	99.32	74.55
MORGAN STANLEY & CO		28.0000	23.4358	03/11/09	04/15/09	637.62	656.21	-18.59
		5.0000	23.4358	03/11/09	11/12/09	165.19	117.18	48.01
MORGAN STANLEY DEAN WITT								
NOTES								
SEMI-ANNUAL PAY								
CPN 6.600% DUE 04/01/12								
DTD 04/03/02 FC 10/01/02		4,000.0000	0.9880	02/25/09	11/03/09	4,366.80	3,952.25	414.55
			98.5520				3,942.08	
MORNINGSTAR INC		22.0000	34.6968	02/13/09	02/24/09	612.06	763.33	-151.27
		27.0000	34.6968	02/13/09	04/06/09	842.66	936.81	-94.15
MOTOROLA INCORPORATED		84.0000	3.8740	02/06/09	11/13/09	733.66	325.42	408.24

# Realized Gain/Loss

As of Date: 2/05/10

Account Number: 4278-7635  
RANGER FOUNDATION

Short Term Description	Quantity	ADJ PRICE/ ORIG PRICE	DATE ACQUIRED	CLOSE DATE	PROCEEDS	ADJ COST/ ORIG COST	GAIN/LOSS
NATIONAL FUEL GAS CO INC	3.0000	32.1900	02/18/09	11/12/09	137.72	96.57	41.15
NATIONAL OILWELL VARCO INC	3.0000	43.1202	09/18/09	11/12/09	132.41	129.37	3.04
NEW YORK COMMUNITY BANCORP INC	26.0000	19.5531	09/19/08	01/15/09	305.38	508.38	-203.00
	22.0000	19.5531	09/19/08	02/10/09	263.42	430.16	-166.74
	31.0000	17.0383	09/26/08	02/10/09	371.19	528.19	-157.00
	17.0000	15.2069	10/07/08	02/10/09	203.55	258.52	-54.97
	10.0000	13.4957	10/21/08	02/10/09	119.74	134.96	-15.22
	12.0000	13.3191	11/19/08	02/10/09	143.69	159.83	-16.14
	22.0000	12.5197	02/06/09	02/10/09	263.44	275.43	-11.99
NOKIA CORP SPONSORED ADR	43.0000	12.7536	02/04/09	09/29/09	632.85	548.41	84.44
NORTHEAST UTILITIES	27.0000	24.1356	02/13/09	04/30/09	554.01	651.67	-97.66
	16.0000	24.1356	02/13/09	05/20/09	324.87	386.17	-61.30
	9.0000	24.1356	02/13/09	06/26/09	197.44	217.21	-19.77
NSTAR	2.0000	31.1300	04/02/08	02/10/09	66.48	62.26	4.22
	12.0000	34.3291	06/10/08	02/10/09	398.88	411.95	-13.07
	15.0000	34.7037	06/12/08	02/10/09	498.60	520.56	-21.96
NUSTAR ENERGY LP	23.0000	42.9385	12/16/08	02/10/09	1,087.20	987.59	99.61
	5.0000	45.2400	01/08/09	02/10/09	236.35	226.20	10.15
	5.0000	47.3231	01/26/09	02/10/09	236.35	236.62	-0.27
NVIDIA CORP	44.0000	11.9868	07/21/09	10/15/09	596.15	527.43	68.72
	10.0000	11.9868	07/21/09	11/12/09	134.49	119.87	14.62
NYSE EURONEXT	24.0000	19.5270	02/13/09	06/02/09	727.17	468.65	258.52



Realized Gain/Loss

As of Date: 2/05/10



Account Number: 4278-7635  
RANGER FOUNDATION

Short Term DESCRIPTION	Quantity	ADJ PRICE/ ORIG PRICE	DATE ACQUIRED	CLOSE DATE	PROCEEDS	ADJ COST/ ORIG COST	GAIN/LOSS
O REILLY AUTOMOTIVE INC	3.0000	19.5270	02/13/09	11/12/09	80.81	58.59	22.22
	31.0000	26.4017	09/30/08	02/10/09	880.08	818.45	61.63
	16.0000	26.2578	10/02/08	02/10/09	454.23	420.12	34.11
	10.0000	26.4410	10/03/08	02/10/09	283.90	264.41	19.49
	10.0000	24.9472	12/01/08	02/10/09	283.90	249.47	34.43
OCCIDENTAL PETE CORP	1.0000	79.4786	10/13/09	11/12/09	81.72	79.48	2.24
OLD DOMINION FREIGHT LINE INC	13.0000	34.0795	07/06/09	10/22/09	365.25	443.04	-77.79
	9.0000	34.0795	07/06/09	11/04/09	222.11	306.72	-84.61
	6.0000	34.0795	07/06/09	11/05/09	147.61	204.48	-56.87
	5.0000	34.0795	07/06/09	11/09/09	126.31	170.39	-44.08
	1.0000	34.0795	07/06/09	11/12/09	28.32	34.07	-5.75
	5.0000	35.6212	08/06/09	12/01/09	133.02	178.11	-45.09
	15.0000	35.6212	08/06/09	12/02/09	403.87	534.31	-130.44
OLD NATL BANCORP IND	16.0000	12.8589	04/08/09	06/03/09	180.57	205.75	-25.18
	27.0000	12.8589	04/08/09	06/26/09	262.97	347.18	-84.21
OMNICARE INC	50.0000	26.4718	07/22/08	02/10/09	1,395.69	1,323.59	72.10
	42.0000	28.9288	07/31/08	02/10/09	1,172.38	1,215.01	-42.63
	10.0000	31.9883	09/09/08	02/10/09	279.14	319.88	-40.74
ORACLE CORPORATION	74.0000	21.2264	07/10/08	02/10/09	1,299.50	1,570.75	-271.25
	41.0000	21.4499	07/22/08	02/10/09	719.99	879.45	-159.46
	1.0000	22.3194	08/25/08	02/10/09	17.57	22.32	-4.75
OWENS CORNING INC	7.0000	23.5330	06/25/09	11/12/09	166.45	164.74	1.71
PEABODY ENERGY CORP	64.0000	28.4780	02/13/09	07/30/09	2,102.47	1,822.59	279.88

# Realized Gain/Loss

As of Date: 2/05/10

Account Number: 4278-7635  
RANGER FOUNDATION

Short Term	Continued	DESCRIPTION	QUANTITY	ADJ PRICE/ ORIG PRICE	DATE ACQUIRED	CLOSE DATE	PROCEEDS	ADJ COST/ ORIG COST	GAIN/LOSS
		PEARSON PLC SPONS ADR	57.0000	10.4034	04/29/09	06/10/09	582.42	592.99	-10.57
		PENN NATL GAMING INC	12.0000	20.2384	02/13/09	10/02/09	313.77	242.87	70.90
			20.0000	20.2384	02/13/09	10/08/09	531.39	404.77	126.62
			14.0000	20.2384	02/13/09	10/21/09	404.21	283.34	120.87
			4.0000	20.2384	02/13/09	11/12/09	111.95	80.96	30.99
			8.0000	20.2384	02/13/09	12/01/09	216.00	161.91	54.09
		PENN VIRGINIA CORP	10.0000	62.1792	08/15/08	01/29/09	213.99	621.79	-407.80
			5.0000	62.7608	08/22/08	01/29/09	106.99	313.80	-206.81
			16.0000	63.6436	09/04/08	01/29/09	342.39	1,018.30	-675.91
			7.0000	53.0343	09/09/08	01/29/09	149.80	371.24	-221.44
			10.0000	27.0469	01/09/09	01/29/09	214.00	270.47	-56.47
		PEOPLE'S UNITED FINANCL PEPSICO INC SENIOR NOTES	36.0000	16.9694	01/23/09	02/10/09	616.67	610.90	5.77
		CPN 4.650% DUE 02/15/13 DTD 12/04/07 FC 08/15/08	4,000.0000	107.2840	02/18/09	06/03/09	4,204.12	4,291.36	-87.24
		PEPSICO INCORPORATED	2.0000	71.6052	04/01/08	02/10/09	99.32	143.21	-43.89
			1.0000	68.9900	08/25/08	02/10/09	49.66	68.99	-19.33
		PERRIGO COMPANY	22.0000	36.5000	08/22/08	01/08/09	623.17	803.00	-179.83
			7.0000	36.5000	08/22/08	02/03/09	175.24	255.50	-80.26
			6.0000	37.6655	09/18/08	02/03/09	150.21	225.99	-75.78
			14.0000	38.1345	09/26/08	02/03/09	350.49	533.88	-183.39
			6.0000	32.8008	10/16/08	02/03/09	150.22	196.81	-46.59
			7.0000	24.8413	03/26/09	10/22/09	254.77	173.89	80.88



Realized Gain/Loss

As of Date: 2/05/10



Account Number: 4278-7635  
RANGER FOUNDATION

Short Term DESCRIPTION	Quantity	ADJ PRICE/ ORIG PRICE	DATE ACQUIRED	CLOSE DATE	PROCEEDS	ADJ COST/ ORIG COST	GAIN/LOSS
<i>Continued</i>							
PETROLEO BRASILEIRO - SPON ADR - PETROBRAS	2.0000	24.8413	03/26/09	11/12/09	79.27	49.69	29.58
	10.0000	30.2275	02/13/09	07/21/09	416.35	302.28	114.07
	10.0000	30.2275	02/13/09	10/12/09	484.60	302.28	182.32
	2.0000	30.2275	02/13/09	11/12/09	98.71	60.46	38.25
PETROLEO BRASILEIRO SA PETROBRAS SPONSORED ADR	10.0000	24.6100	02/13/09	09/16/09	373.55	246.10	127.45
	8.0000	24.6100	02/13/09	09/16/09	298.84	196.88	101.96
	2.0000	24.6100	02/13/09	11/12/09	85.77	49.22	36.55
PETSMART INC	8.0000	22.3777	04/02/08	02/10/09	156.96	179.02	-22.06
	2.0000	22.9094	04/02/08	02/10/09	39.24	45.82	-6.58
	13.0000	24.4990	05/14/08	02/10/09	255.06	318.49	-63.43
	11.0000	25.0000	08/12/08	02/10/09	215.82	275.00	-59.18
PFIZER INCORPORATED	111.0000	17.9063	10/07/08	02/10/09	1,573.13	1,987.58	-414.45
PHILIP MORRIS INTERNATIONAL INC	14.0000	36.1447	02/12/09	03/27/09	524.98	506.03	18.95
	30.0000	36.1447	02/12/09	04/30/09	1,092.03	1,084.35	7.68
PLAINS ALL AMERICAN PIPELINE LP	16.0000	40.8032	11/03/08	02/10/09	604.00	652.85	-48.85
	9.0000	39.0339	11/06/08	02/10/09	339.75	351.31	-11.56
	9.0000	38.5158	11/11/08	02/10/09	339.75	346.64	-6.89
	8.0000	35.1334	12/17/08	02/10/09	302.01	281.07	20.94
	3.0000	37.6779	01/21/09	02/10/09	113.26	113.03	0.23
PLEXUS CORPORATION	1.0000	25.7907	08/14/09	11/12/09	26.30	25.79	0.51
	2.0000	25.3949	08/17/09	11/12/09	52.62	50.79	1.83

# Realized Gain/Loss

As of Date: 2/05/10

Account Number: 4278-7635  
RANGER FOUNDATION

Short Term	Continued	QUANTITY	ADJ PRICE/ ORIG PRICE	DATE ACQUIRED	CLOSE DATE	PROCEEDS	ADJ COST/ ORIG COST	GAIN/LOSS
DESCRIPTION								
POLO RALPH LAUREN CORP		2 0000	69.3695	08/10/09	11/12/09	157.91	138.74	19.17
CL A								
POTASH CORP OF		7.0000	84.4941	02/27/09	09/15/09	629.59	591.46	38.13
SASKATCHEWAN INC		5.0000	84.4941	02/27/09	09/21/09	461.33	422.48	38.85
		3 0000	84.4941	02/27/09	10/09/09	275.32	253.48	21.84
		1.0000	84.4941	02/27/09	11/12/09	102.68	84.50	18.18
PRECISION CASTPARTS CORP		14.0000	67.9397	02/09/09	02/10/09	917.14	951.16	-34.02
PROCTER & GAMBLE CO		20.0000	66.3088	06/12/08	01/12/09	1,198.95	1,326.17	-127.22
		4 0000	66.3088	06/12/08	02/10/09	205.00	265.23	-60.23
		23 0000	63.6987	10/14/08	02/10/09	1,178.76	1,465.07	-286.31
PROSHARES SHORT ETF								
FINANCIALS		1.0000	110.7660	03/03/09	03/13/09	95.87	110.77	-14.90
		7 0000	110.7660	03/03/09	04/15/09	501.86	775.36	-273.50
		1.0000	110.7660	03/03/09	04/17/09	65.32	110.76	-45.44
		1 0000	123.5543	03/06/09	04/17/09	65.33	123.56	-58.23
PROSHARES SHORT ETF								
FINANCIALS		2 0000	123.5543	03/06/09	09/08/09	94.06	247.10	-153.04
NON-TRADITIONAL ETF								
PROSHARES SHORT MSCI ETF		5.0000	95.1394	02/13/09	09/08/09	310.02	475.70	-165.68
NON-TRADITIONAL ETF								
PROSHARES SHORT MSCI ETF		3.0000	90.5154	03/03/09	03/16/09	228.86	271.55	-42.69
EMERGING MARKETS		8.0000	90.5154	03/03/09	03/23/09	573.82	724.12	-150.30
		6 0000	87.2758	03/06/09	05/05/09	342.76	523.65	-180.89



Realized Gain/Loss

As of Date: 2/05/10



Account Number: 4278-7635  
RANGER FOUNDATION

Short Term DESCRIPTION	Quantity	ADJ PRICE/ ORIG PRICE	ACQUIRED DATE	CLOSE DATE	PROCEEDS	ADJ COST/ ORIG COST	GAIN/LOSS
<i>Continued</i>							
PROSHARES SHORT S&P 500	2.0000	62.3891	04/29/09	05/05/09	114.26	124.78	-10.52
	7.0000	62.3891	04/29/09	07/01/09	358.99	436.72	-77.73
	10.0000	58.0060	05/14/09	07/01/09	512.85	580.06	-67.21
	11.0000	55.7741	06/23/09	07/01/09	564.15	613.52	-49.37
	6.0000	67.5295	06/23/09	08/04/09	359.16	405.18	-46.02
	11.0000	67.5295	06/23/09	08/17/09	668.30	742.82	-74.52
PROSHARES ULTRA SHORT S&P 500	11.0000	78.5499	02/13/09	03/02/09	1,170.98	864.05	306.93
	7.0000	78.5499	02/13/09	03/09/09	764.12	549.85	214.27
	15.0000	78.5499	02/13/09	03/11/09	1,458.60	1,178.25	280.35
	10.0000	78.5499	02/13/09	07/20/09	515.88	785.50	-269.62
PROSHARES ULTRASHORT BASIC MATERIALS	38.0000	18.7155	06/18/09	07/21/09	611.57	711.19	-99.62
	24.0000	18.7155	06/18/09	07/28/09	364.24	449.17	-84.93
	19.0000	20.6872	06/23/09	07/28/09	288.37	393.06	-104.69
PROSHARES ULTRASHORT CONSUMER SERVICES	5.0000	96.9694	02/13/09	03/11/09	534.96	484.85	50.11
	1.0000	96.9694	02/13/09	03/16/09	100.24	96.97	3.27
	8.0000	96.9694	02/13/09	08/04/09	419.22	775.75	-356.53
PROSHARES ULTRASHORT ETF MSCI EMERGING MARKETS	19.0000	32.4843	04/27/09	07/21/09	339.08	617.20	-278.12
	21.0000	25.8381	05/14/09	07/21/09	374.78	542.60	-167.82
PROSHARES ULTRASHORT ETF OIL & GAS	67.0000	17.7230	06/18/09	08/17/09	1,192.40	1,187.44	4.96
	4.0000	19.6011	06/23/09	08/17/09	71.19	78.41	-7.22

# Realized Gain/Loss

As of Date: 2/05/10

Account Number: 4278-7635  
RANGER FOUNDATION

Short Term Description	Quantity	ADJ PRICE/ ORIG PRICE	DATE ACQUIRED	CLOSE DATE	PROCEEDS	ADJ COST/ ORIG COST	GAIN/LOSS
<i>Continued</i>							
PROSHARES ULTRASHORT ETF OIL & GAS NON-TRADITIONAL ETF	16.0000	19.6011	06/23/09	08/24/09	245.34	313.61	-68.27
	17.0000	21.3513	07/09/09	08/24/09	260.69	362.97	-102.28
	38.0000	15.8993	12/03/08	02/10/09	771.77	604.17	167.60
QUANTA SVCS INC	12.0000	18.8182	12/30/08	02/10/09	243.72	225.82	17.90
	17.0000	18.4588	01/13/09	02/10/09	345.27	313.80	31.47
	14.0000	18.9694	01/21/09	02/10/09	284.34	265.57	18.77
QUEST DIAGNOSTICS INC	38.0000	46.8240	11/17/08	02/10/09	1,926.98	1,779.31	147.67
RALCORP HLDGS INC NEW	9.0000	59.3402	12/18/08	03/26/09	483.95	534.06	-50.11
	8.0000	56.5447	01/15/09	03/26/09	430.19	452.36	-22.17
	2.0000	64.2668	02/13/09	03/26/09	107.55	128.54	-20.99
	4.0000	64.2668	02/13/09	05/05/09	237.40	257.07	-19.67
	10.0000	64.2668	02/13/09	06/02/09	592.80	642.67	-49.87
	5.0000	64.2668	02/13/09	09/23/09	293.66	321.34	-27.68
	6.0000	64.2668	02/13/09	10/06/09	347.99	385.60	-37.61
	10.0000	64.2668	02/13/09	10/08/09	584.96	642.65	-57.69
RANGE RESOURCES CORP	17.0000	35.6823	12/04/08	02/10/09	636.98	606.60	30.38
	12.0000	31.4027	12/23/08	02/10/09	449.63	376.83	72.80
	10.0000	36.5004	01/07/09	02/10/09	374.70	365.00	9.70
	4.0000	34.4312	01/14/09	02/10/09	149.88	137.72	12.16
	6.0000	33.3342	01/21/09	02/10/09	224.82	200.01	24.81
RECKITT BENCKISER GROUP ADR	71.0000	7.8945	02/20/09	08/07/09	648.34	560.52	87.82





**Realized Gain/Loss**

As of Date: 2/05/10

Account Number: 4278-7635  
RANGER FOUNDATION

Short Term DESCRIPTION	Quantity	ADJ PRICE/ ORIG PRICE	DATE ACQUIRED	CLOSE DATE	PROCEEDS	ADJ COST/ ORIG COST	GAIN/LOSS
	11.0000	7.8945	02/20/09	10/28/09	107.91	86.83	21.08
REGAL-BELOIT CORPORATION	77.0000	7.5900	03/02/09	10/28/09	755.41	584.43	170.98
REPUBLIC SVCS INC	2.0000	41.2682	04/29/09	11/12/09	101.73	82.54	19.19
	3.0000	29.7900	04/02/08	02/10/09	70.81	89.37	-18.56
	8.0000	32.1629	05/23/08	02/10/09	188.85	257.30	-68.45
ROYAL CARIBBEAN CRUISES LTD NORWAY	17.0000	7.0294	02/13/09	02/18/09	104.33	119.50	-15.17
ROYAL DUTCH SHELL PLC ADR CL A	7.0000	54.0618	10/31/08	05/01/09	326.31	378.43	-52.12
RYDEX INVERSE 2X ETF S&P 500	2.0000	126.4594	02/13/09	03/27/09	240.54	252.92	-12.38
SAIC INC	54.0000	17.8876	11/07/08	02/10/09	1,072.97	965.93	107.04
	14.0000	18.4426	11/12/08	02/10/09	278.18	258.20	19.98
	12.0000	18.0479	11/20/08	02/10/09	238.44	216.57	21.87
	7.0000	17.9393	12/01/08	02/10/09	139.09	125.58	13.51
	16.0000	18.9182	12/16/08	02/10/09	317.92	302.69	15.23
SBA COMMUNICATIONS CORP	5.0000	30.7294	04/02/08	02/10/09	101.67	153.65	-51.98
	15.0000	16.0864	10/13/08	02/10/09	305.02	241.30	63.72
SCHLUMBERGER LTD	24.0000	77.4140	01/22/08	01/12/09	993.79	1,857.94	-864.15
	2.0000	95.9700	08/25/08	01/12/09	82.82	191.94	-109.12
	25.0000	45.9610	03/26/09	07/30/09	1,320.25	1,149.03	171.22
	21.0000	57.1725	05/07/09	07/30/09	1,109.01	1,200.62	-91.61
SCHWAB CHARLES CORP NEW	123.0000	18.9511	12/09/08	02/10/09	1,649.99	2,330.99	-681.00
SEMPRA ENERGY	2.0000	47.8277	06/10/09	11/12/09	103.29	95.66	7.63

# Realized Gain/Loss

As of Date: 2/05/10

Account Number: 4278-7635  
RANGER FOUNDATION

Short Term DESCRIPTION	Quantity	ADJ PRICE/ ORIG PRICE	DATE ACQUIRED	CLOSE DATE	PROCEEDS	ADJ COST/ ORIG COST	GAIN/LOSS
SEPRACOR INC	6.0000	47.8277	06/10/09	12/09/09	323.77	286.97	36.80
	11.0000	47.8277	06/10/09	12/17/09	607.03	526.10	80.93
	7.0000	47.8277	06/10/09	12/18/09	386.55	334.79	51.76
SHERWIN WILLIAMS CO	38.0000	16.2711	02/04/09	02/10/09	623.19	618.30	4.89
	8.0000	53.9985	11/06/08	01/22/09	385.34	431.99	-46.65
	1.0000	53.9985	11/06/08	02/03/09	46.70	53.99	-7.29
	3.0000	53.5274	11/19/08	02/03/09	140.10	160.59	-20.49
	2.0000	53.5274	11/19/08	02/06/09	98.04	107.05	-9.01
	5.0000	50.0826	11/21/08	02/06/09	245.12	250.41	-5.29
SIGMA ALDRICH CORP	2.0000	61.8594	04/02/08	01/12/09	75.50	123.72	-48.22
	5.0000	61.3821	07/30/08	01/12/09	188.77	306.91	-118.14
SOCIETE GENERALE RTS	116.0000	0.0000	11/10/09	12/08/09	0.00	0.00	0.00
FRANCE SPONSORED ADR	183.0000	7.3977	02/13/09	03/04/09	955.30	1,353.79	-398.49
SOUTHWEST AIRLINES CO	127.0000	7.3977	02/13/09	03/06/09	649.43	939.50	-290.07
SOUTHWESTERN ENERGY CO	2.0000	44.7474	06/16/09	11/12/09	85.01	89.50	-4.49
SPDR TR UNIT SER 1	16.0000	127.6594	07/31/08	02/10/09	1,328.96	2,042.55	-713.59
	11.0000	86.3413	11/17/08	02/10/09	913.66	949.75	-36.09
	39.0000	84.3700	01/14/09	02/10/09	3,239.35	3,290.43	-51.08
SRA INTERNATIONAL IN-CL	85.0000	25.8365	04/22/08	02/10/09	1,178.94	2,196.10	-1,017.16
ST MARY LAND & EXPLORATN	20.0000	63.1965	06/23/08	02/10/09	397.79	1,263.93	-866.14
CO	40.0000	20.9796	11/17/08	02/10/09	795.60	839.18	-43.58
STERICYCLE INC	17.0000	47.0934	02/13/09	09/11/09	824.77	800.59	24.18



Account Number: 4278-7635  
RANGER FOUNDATION

Short Term DESCRIPTION	Quantity	ADJ PRICE/ ORIG PRICE	DATE ACQUIRED	CLOSE DATE	PROCEEDS	ADJ COST/ ORIG COST	GAIN/LOSS
	12.0000	47.0934	02/13/09	09/16/09	575.83	565.13	10.70
STRAYER EDUCATION INC	2.0000	47.0934	02/13/09	11/12/09	108.13	94.19	13.94
STUDENT LOAN CORP	5.0000	191.5700	02/13/09	04/21/09	850.95	957.85	-106.90
SWIFT ENERGY CO	4.0000	191.5700	02/13/09	04/30/09	774.40	766.28	8.12
SYBASE INC	5.0000	50.6219	01/27/09	02/10/09	261.30	253.11	8.19
	25.0000	21.9297	11/19/08	02/10/09	368.25	548.24	-179.99
	16.0000	25.0961	03/11/08	02/10/09	453.12	401.54	51.58
	18.0000	25.9443	03/28/08	02/10/09	509.76	467.00	42.76
	15.0000	32.9106	06/17/08	02/10/09	424.81	493.66	-68.85
SYNOPSIS CORP	32.0000	22.9501	04/01/08	02/10/09	614.07	734.40	-120.33
	25.0000	23.7172	04/07/08	02/10/09	479.75	592.93	-113.18
	22.0000	25.0003	05/15/08	02/10/09	422.18	550.01	-127.83
	19.0000	25.1260	05/23/08	02/10/09	364.61	477.39	-112.78
	21.0000	25.9831	06/02/08	02/10/09	402.99	545.65	-142.66
TARGET CORP	15.0000	21.2991	08/22/08	02/10/09	287.85	319.49	-31.64
	2.0000	52.3400	05/08/08	02/10/09	62.84	104.68	-41.84
	18.0000	52.3436	05/09/08	02/10/09	565.56	942.18	-376.62
	1.0000	32.2900	11/17/08	02/10/09	31.42	32.29	-0.87
TECO ENERGY INC	41.0000	11.3178	02/13/09	04/17/09	430.42	464.03	-33.61
	32.0000	11.3178	02/13/09	04/27/09	339.90	362.17	-22.27
TELEDYNE TECHNOLOGIES IN	27.0000	11.3178	02/13/09	04/30/09	280.68	305.58	-24.90
TELEFLEX INCORPORATED	10.0000	40.7325	11/13/08	02/10/09	269.71	407.33	-137.62
	14.0000	64.6162	09/08/08	02/10/09	739.48	904.62	-165.14
	7.0000	66.4506	09/10/08	02/10/09	369.74	465.15	-95.41

# Realized Gain/Loss

As of Date: 2/05/10

Account Number: 4278-7635  
RANGER FOUNDATION

Short Term Description	Quantity	Adj Price/ Orig Price	Date Acquired	Date Close	Proceeds	Adj Cost/ Orig Cost	Gain/Loss
<i>Continued</i>							
TEVA PHARMACEUTICAL ADR INDS LTD	6.0000	66.3613	09/23/08	02/10/09	316.92	398.17	-81.25
THE SOUTHERN COMPANY	3.0000	54.1980	11/05/08	02/10/09	158.46	162.59	-4.13
TJX COS INC NEW	6.0000	50.5497	01/23/09	02/10/09	316.92	303.30	13.62
TORO COMPANY	4.0000	52.9243	01/30/09	02/10/09	211.28	211.70	-0.42
TRANSDIGM GROUP INC	3.0000	45.3563	03/13/09	11/12/09	156.62	136.07	20.55
TRUSTMARK CORP	45.0000	31.5680	02/13/09	03/26/09	1,351.76	1,420.56	-68.80
TYCO INTERNATIONAL LTD SHS	109.0000	20.6380	01/12/09	02/10/09	2,360.16	2,249.54	110.62
UGI CORP NEW	55.0000	38.7980	05/28/08	02/10/09	1,618.64	2,133.89	-515.25
ULTRASHORT RUSSELL 2000 PROSHARES ETF	2.0000	45.9715	09/14/09	11/12/09	80.29	91.94	-11.65
UNION PACIFIC CORP	70.0000	18.5588	12/15/08	02/10/09	1,485.43	1,299.12	186.31
ULTRASHORT RUSSELL 2000 PROSHARES ETF	7.0000	19.2901	03/17/09	11/12/09	248.77	135.03	113.74
ULTRASHORT RUSSELL 2000 PROSHARES ETF	21.0000	19.2901	03/17/09	12/01/09	751.97	405.09	346.88
ULTRASHORT RUSSELL 2000 PROSHARES ETF	6.0000	20.3060	03/23/09	12/01/09	214.85	121.84	93.01
ULTRASHORT RUSSELL 2000 PROSHARES ETF	75.0000	26.7638	06/12/08	02/10/09	1,985.14	2,007.28	-22.14
ULTRASHORT RUSSELL 2000 PROSHARES ETF	17.0000	28.3825	06/23/08	02/10/09	449.97	482.50	-32.53
ULTRASHORT RUSSELL 2000 PROSHARES ETF	19.0000	27.8135	06/25/08	02/10/09	502.91	528.46	-25.55
ULTRASHORT RUSSELL 2000 PROSHARES ETF	2.0000	49.0983	06/16/09	11/12/09	93.85	98.20	-4.35
ULTRASHORT RUSSELL 2000 PROSHARES ETF	6.0000	70.7594	02/13/09	03/09/09	653.98	424.56	229.42
ULTRASHORT RUSSELL 2000 PROSHARES ETF	6.0000	70.7594	02/13/09	03/11/09	567.37	424.56	142.81
ULTRASHORT RUSSELL 2000 PROSHARES ETF	8.0000	70.7594	02/13/09	04/15/09	472.75	566.08	-93.33
ULTRASHORT RUSSELL 2000 PROSHARES ETF	2.0000	70.7594	02/13/09	07/23/09	72.03	141.51	-69.48
ULTRASHORT RUSSELL 2000 PROSHARES ETF	25.0000	54.6931	10/15/08	02/10/09	1,157.51	1,367.33	-209.82





**Realized Gain/Loss**

As of Date: 2/05/10

Account Number: 4278-7635  
RANGER FOUNDATION

Short Term	Continued	QUANTITY	ADJ PRICE/ ORIG PRICE	ACQUIRED DATE	CLOSE DATE	PROCEEDS	ADJ COST/ ORIG COST	GAIN/LOSS
DESCRIPTION								
UNITED BANKSHARES INC								
W VA		55.0000	31.4847	12/11/08	02/10/09	1,152.82	1,731.66	-578.84
UNITED STATES STEEL CORP								
NEW		6.0000	89.9647	09/18/08	06/26/09	221.87	539.79	-317.92
		8.0000	37.2160	10/23/08	06/26/09	295.84	297.73	-1.89
UNITED TECHNOLOGIES CORP		1.0000	64.9400	07/31/08	02/10/09	47.03	64.94	-17.91
URS CORP NEW		34.0000	45.7337	08/26/08	02/10/09	1,190.34	1,554.95	-364.61
		10.0000	46.8344	09/03/08	02/10/09	350.10	468.34	-118.24
		14.0000	26.9984	10/13/08	02/10/09	490.14	377.98	112.16
US BANCORP NEW		60.0000	33.7078	05/08/08	02/10/09	881.57	2,022.46	-1,140.89
		15.0000	29.0382	06/26/08	02/10/09	220.39	435.57	-215.18
		66.0000	28.1987	07/18/08	02/10/09	969.73	1,861.11	-891.38
		1.0000	30.6700	07/31/08	02/10/09	14.69	30.67	-15.98
		3.0000	26.1700	11/17/08	02/10/09	44.07	78.51	-34.44
		60.0000	13.4393	01/27/09	02/10/09	881.60	806.36	75.24
US TREASURY								
NOTES								
CPN 4 625% DUE 08/31/11		1,000.0000	109.1562	02/17/09	11/13/09	1,069.77	1,091.57	-21.80
DTD 08/31/06 FC 02/28/07								
US TREASURY								
NOTES								
CPN 4 625% DUE 02/15/17		3,000.0000	115.5859	02/17/09	03/31/09	3,482.10	3,467.58	14.52
DTD 02/15/07 FC 08/15/07		3,000.0000	115.5859	02/17/09	04/07/09	3,430.77	3,467.58	-36.81
		3,000.0000	115.5859	02/17/09	04/08/09	3,436.39	3,467.58	-31.19
		1,000.0000	115.5859	02/17/09	11/13/09	1,106.60	1,155.85	-49.25

## Realized Gain/Loss

Page 137 of 170

As of Date: 2/05/10

Account Number: 4278-7635  
RANGER FOUNDATION

Short Term	Continued	QUANTITY	ADJ PRICE/ ORIG PRICE	DATE ACQUIRED	CLOSE DATE	PROCEEDS	ADJ COST/ ORIG COST	GAIN/LOSS
US TREASURY NOTES								
CPN 4 375% DUE 08/15/12								
DTD 08/15/02 FC 02/15/03		1,000.0000	110.9101	02/17/09	11/13/09	1,087.15	1,109.11	-21.96
US TREASURY NOTES								
CPN 3 625% DUE 05/15/13								
DTD 05/15/03 FC 11/15/03		8,000.0000	109.1250	02/17/09	02/18/09	8,678.10	8,730.00	-51.90
		4,000.0000	109.1250	02/17/09	02/25/09	4,312.80	4,365.00	-52.20
		3,000.0000	109.1250	02/17/09	04/03/09	3,247.02	3,273.75	-26.73
		4,000.0000	109.1250	02/17/09	08/26/09	4,243.89	4,365.00	-121.11
US TREASURY NOTES								
CPN 4 250% DUE 08/15/15								
DTD 08/15/05 FC 02/15/06		1,000.0000	113.2617	02/17/09	09/16/09	1,082.73	1,132.62	-49.89
		1,000.0000	113.2617	02/17/09	11/13/09	1,091.05	1,132.62	-41.57
US TREASURY NOTES								
CPN 4 500% DUE 02/28/11								
DTD 02/28/06 FC 08/31/06		3,000.0000	107.4570	02/17/09	05/06/09	3,192.65	3,223.71	-31.06
		1,000.0000	107.4570	02/17/09	11/13/09	1,052.19	1,074.57	-22.38
US TREASURY NOTES								
CPN 2 000% DUE 09/30/10								
DTD 09/30/08 FC 03/31/09		4,000.0000	102.0546	02/17/09	04/28/09	4,075.14	4,082.19	-7.05
VERTEX PHARMACEUTICALS								
INC		2,000	37.8205	11/05/09	11/12/09	81.47	75.64	5.83
VIACOM INC CL B		11,000	16.2020	02/13/09	11/13/09	333.85	178.23	155.62
VODAFONE GROUP PLC								
SPONSORED ADR NEW		22,000	30.9101	06/05/08	02/13/09	427.02	680.03	-253.01
		13,000	30.9101	06/05/08	04/24/09	232.93	401.83	-168.90
WABTEC		13,000	52.4843	07/15/08	01/23/09	384.35	682.30	-297.95



As of Date: 2/05/10

Realized Gain/Loss



Account Number: 4278-7635  
RANGER FOUNDATION

Short Term Description	Quantity	Adj Price/Orig Price	Date Acquired	Close Date	Proceeds	Adj Cost/Orig Cost	Gain/Loss
<i>Continued</i>							
WAL-MART STORES INC	43.0000	54.0712	10/28/08	02/10/09	2,049.79	2,325.06	-275.27
	12.0000	53.6194	12/03/08	02/10/09	572.03	643.43	-71.40
	21.0000	51.4836	01/12/09	02/10/09	1,001.07	1,081.16	-80.09
	21.0000	48.5910	03/04/09	07/20/09	1,023.16	1,020.41	2.75
	11.0000	48.5910	03/04/09	08/13/09	563.95	534.50	29.45
	10.0000	48.9886	03/13/09	08/13/09	512.69	489.89	22.80
	12.0000	48.9886	03/13/09	08/24/09	617.28	587.86	29.42
WASHINGTON POST CO CL B	2.0000	417.4600	02/13/09	06/03/09	690.21	834.92	-144.71
	2.0000	417.4600	02/13/09	08/21/09	899.97	834.92	65.05
	2.0000	352.6516	03/16/09	08/21/09	899.98	705.30	194.68
WEBMD HEALTH CORP CL A	0.4412	26.3269	04/22/09	10/27/09	15.01	11.62	3.39
WELLS FARGO COMPANY	41.0000	32.6197	10/28/08	08/26/09	1,130.40	1,337.42	-207.02
	41.0000	28.1878	11/17/08	10/30/09	1,132.24	1,155.71	-23.47
	5.0000	28.1878	11/17/08	11/03/09	137.34	140.93	-3.59
	5.0000	15.7600	02/13/09	11/03/09	137.34	78.80	58.54
	7.0000	15.7600	02/13/09	11/05/09	187.21	110.32	76.89
	18.0000	15.7600	02/13/09	11/12/09	510.41	283.68	226.73
	21.0000	15.7600	02/13/09	11/13/09	586.94	330.96	255.98
	9.0000	16.1500	02/13/09	11/13/09	251.55	145.35	106.20
WESTERN DIGITAL CORP	39.0000	13.7387	01/07/09	02/10/09	647.80	535.81	111.99
WEYERHAEUSER CO	17.0000	26.3952	02/13/09	05/05/09	625.74	448.72	177.02
	47.0000	26.3952	02/13/09	06/18/09	1,389.17	1,240.57	148.60
	14.0000	28.7053	03/19/09	06/18/09	413.80	401.87	11.93

# Realized Gain/Loss

As of Date: 2/05/10

Account Number: 4278-7635  
RANGER FOUNDATION

Short Term	Continued	QUANTITY	ADJ PRICE/ ORIG PRICE	ACQUIRED DATE	CLOSE DATE	PROCEEDS	ADJ COST/ ORIG COST	GAIN/LOSS
WGL HOLDINGS INC		50.0000	28.3526	10/27/08	02/10/09	1,674.99	1,417.63	257.36
WISCONSIN ENERGY CORP		14.0000	44.8851	02/03/09	02/10/09	605.78	628.39	-22.61
		6.0000	45.7500	02/04/09	02/10/09	259.62	274.50	-14.88
<b>Total - Short Term</b>						<b>\$382,296.81</b>	<b>\$425,711.98</b>	<b>-43,415.17</b>
								<b>(43415)</b>
Long Term		QUANTITY	ADJ PRICE/ ORIG PRICE	ACQUIRED DATE	CLOSE DATE	PROCEEDS	ADJ COST/ ORIG COST	GAIN/LOSS
A A R CORPORATION		50.0000	30.0681	03/22/07	02/10/09	869.52	1,503.41	-633.89
AARON RENTS INC COMMON		25.0000	31.7157	10/30/07	02/10/09	434.77	792.89	-358.12
		35.0000	24.8100	07/27/06	02/10/09	816.19	868.35	-52.16
		25.0000	22.4900	10/02/06	02/10/09	583.00	562.25	20.75
ADIDAS AG-SPON ADR		5.0000	24.4050	11/09/06	02/13/09	86.74	122.03	-35.29
		29.0000	24.4050	11/09/06	05/06/09	472.60	707.74	-235.14
AGILENT TECH INC		10.0000	28.7373	01/22/08	05/06/09	162.97	287.37	-124.40
ALLIANCE DATA SYSTEMS CORP		11.0000	31.6700	03/09/07	08/28/09	283.97	348.37	-64.40
ALLIANZ SE-ADR		6.0000	41.7533	01/29/08	02/10/09	241.79	250.51	-8.72
		12.0000	10.8176	10/13/08	11/11/09	149.07	129.81	19.26
		110.0000	8.9481	11/04/08	11/11/09	1,366.52	984.30	382.22
		3.0000	8.9481	11/04/08	12/04/09	37.25	26.84	10.41
ALTRIA GROUP INC		19.0000	0.0000	07/06/01	01/30/09	318.91	202.01	116.90
AMEDISYS INC		15.0000	37.8994	08/27/07	02/10/09	696.14	568.49	127.65
		20.0000	37.7493	08/28/07	02/10/09	928.20	754.99	173.21





# Realized Gain/Loss

As of Date: 2/05/10

Account Number: 4278-7635  
RANGER FOUNDATION

Long Term DESCRIPTION	Quantity	ADJ PRICE/ ORIG PRICE	DATE ACQUIRED	CLOSE DATE	PROCEEDS	ADJ COST/ ORIG COST	GAIN/LOSS
<i>Continued</i>							
AT & T INC	30.0000	24.3100	06/30/04	02/10/09	226.50	729.46	-502.96
	20.0000	25.6900	04/07/05	02/10/09	151.00	513.95	-362.95
	10.0000	29.4800	07/27/06	02/10/09	75.50	294.80	-219.30
	2.0000	23.8700	10/31/05	06/08/09	48.19	47.75	0.44
	53.0000	39.8540	11/16/07	06/08/09	1,277.12	2,112.27	-835.15
	50.0000	39.8540	11/16/07	06/15/09	1,223.50	1,992.69	-769.19
BAE SYSTEMS PLACE	24.0000	40.3040	04/03/08	06/25/09	539.96	967.30	-427.34
	1.0000	40.3040	04/03/08	07/02/09	21.27	40.30	-19.03
	20.0000	37.0528	04/16/08	07/02/09	425.46	741.06	-315.60
	10.0000	37.1178	05/09/08	07/02/09	212.74	371.18	-158.44
BANCO SANTANDER CENT HISPANO SPON ADR	75.0000	19.9069	10/22/07	01/20/09	522.59	1,493.02	-970.43
BARRICK GOLD CORP	5.0000	21.3500	02/11/04	02/13/09	192.99	106.75	86.24
	10.0000	21.3500	02/11/04	11/13/09	418.98	213.50	205.48
BMC SOFTWARE INC	2.0000	33.0839	11/09/07	02/10/09	58.04	66.16	-8.12
	18.0000	32.4494	11/16/07	02/10/09	522.36	584.09	-61.73
	18.0000	32.1504	11/26/07	02/10/09	522.36	578.71	-56.35
	11.0000	35.8996	12/31/07	02/10/09	319.22	394.90	-75.68
BP PLC SPONS ADR	10.0000	48.6800	02/17/04	02/13/09	442.69	486.80	-44.11
BRINKER INTL INC	70.0000	24.1867	02/11/04	02/10/09	821.79	1,693.06	-871.27
BRINKS CO	1.0000	30.2427	11/17/06	02/04/09	30.94	30.24	0.70
	8.0000	35.2869	12/18/06	02/04/09	247.60	282.30	-34.70
	8.0000	35.2869	12/18/06	02/10/09	218.72	282.30	-63.58
	7.0000	33.5467	11/15/07	02/10/09	191.38	234.83	-43.45





# Realized Gain/Loss

As of Date: 2/05/10

Account Number: 4278-7635  
RANGER FOUNDATION

Long Term DESCRIPTION	Continued	QUANTITY	ADJ PRICE/ ORIG PRICE	DATE ACQUIRED	CLOSE DATE	PROCEEDS	ADJ COST/ ORIG COST	GAIN/LOSS
		3.0000	52.6628	11/13/07	02/10/09	154.53	157.98	-3.45
		12.0000	51.1831	11/19/07	02/10/09	618.12	614.20	3.92
		1.0000	54.0412	11/27/07	02/10/09	51.51	54.05	-2.54
		1.0000	54.0412	11/27/07	02/13/09	51.56	54.04	-2.48
		2.0000	54.0412	11/27/07	11/12/09	116.93	108.08	8.85
CISCO SYSTEMS INC		72.0000	0.0000	07/17/00	02/10/09	1,160.11	4,963.48	-3,803.37
		22.0000	23.1500	10/02/06	02/10/09	354.48	509.30	-154.82
		29.0000	23.9000	10/06/06	02/10/09	467.27	693.10	-225.83
		27.0000	27.4690	02/21/07	02/10/09	435.05	741.66	-306.61
		27.0000	31.6256	09/13/07	02/10/09	435.05	853.89	-418.84
COMCAST CORP CL A SPL NEW		16.0000	18.0733	01/24/06	10/05/09	232.61	294.42	-61.81
		14.0000	19.1321	11/26/07	10/05/09	203.54	267.85	-64.31
		5.0000	19.1321	11/26/07	10/07/09	73.51	95.66	-22.15
CONOCOPHILLIPS		28.0000	78.0500	01/29/08	02/10/09	1,289.39	2,185.40	-896.01
COVANCE INC		2.0000	57.9500	06/14/06	02/10/09	82.41	115.91	-33.50
		8.0000	63.1853	01/16/07	02/10/09	329.68	505.48	-175.80
COVANTA HOLDING CORP		17.0000	16.6800	04/27/06	02/10/09	323.86	283.68	40.18
		25.0000	23.5354	01/23/07	02/10/09	476.27	588.39	-112.12
		24.0000	24.1862	04/16/07	02/10/09	457.21	580.47	-123.26
		20.0000	24.2979	09/26/07	02/10/09	381.02	485.96	-104.94
CVS CAREMARK CORP		88.0000	38.0987	08/09/07	02/10/09	2,443.79	3,352.67	-908.88
DELPHI FINANCIAL GROUP INC CL A		32.5000	26.5000	08/11/04	02/10/09	450.44	861.25	-410.81
		14.5000	28.4600	05/31/05	02/10/09	200.97	426.90	-225.93



Realized Gain/Loss

As of Date: 2/05/10



Account Number: 4278-7635  
RANGER FOUNDATION

Long Term	Continued	QUANTITY	ADJ PRICE/ ORIG PRICE	DATE ACQUIRED	CLOSE DATE	PROCEEDS	ADJ COST/ ORIG COST	GAIN/LOSS
DIAGEO PLC		14.0000	55.3700	02/17/04	02/12/09	707.09	775.18	-68.09
SPONSORED ORD NEW		11.0000	55.3700	02/17/04	03/20/09	463.64	609.07	-145.43
		15.0000	55.3700	02/17/04	03/25/09	660.09	830.55	-170.46
DOUGLAS EMMETT INC		40.0000	22.8482	01/24/08	02/10/09	400.01	913.91	-513.90
E M C CORP MASS		34.0000	12.6873	11/20/06	02/10/09	406.05	431.35	-25.30
		84.0000	13.0000	11/29/06	02/10/09	1,003.20	1,092.00	-88.80
		17.0000	13.0900	01/03/07	02/10/09	203.03	222.53	-19.50
		15.0000	14.1100	01/17/07	02/10/09	179.14	211.65	-32.51
		17.0000	14.5100	02/23/07	02/10/09	203.03	246.67	-43.64
		35.0000	13.0600	03/12/07	02/10/09	418.00	457.10	-39.10
		48.0000	19.1677	11/28/07	02/10/09	573.27	920.05	-346.78
		37.0000	15.6190	01/29/08	02/10/09	441.90	577.90	-136.00
E ON-AG-SPON ADR		10.0000	65.8401	11/15/07	07/09/09	326.27	658.40	-332.13
		23.0000	68.6753	12/19/07	07/09/09	750.43	1,579.53	-829.10
		3.0000	63.5648	02/15/08	07/09/09	97.89	190.70	-92.81
		7.0000	63.5648	02/15/08	09/18/09	296.49	444.95	-148.46
		5.0000	63.6000	04/04/08	09/18/09	211.78	318.00	-106.22
		10.0000	63.6000	04/04/08	10/06/09	414.40	636.00	-221.60
		11.0000	66.0010	05/09/08	10/06/09	455.86	726.01	-270.15
EATON VANCE CORP NON VTG		80.0000	19.1200	02/11/04	02/10/09	1,589.59	1,529.99	59.60
EMERSON ELECTRIC CO		64.0000	53.2151	09/28/07	02/10/09	2,101.78	3,405.75	-1,303.97
		26.0000	51.0378	10/25/07	02/10/09	853.85	1,326.98	-473.13
ENI S P A		5.0000	39.0500	02/23/04	02/13/09	222.24	196.39	25.85
SPON ADR								

# Realized Gain/Loss

37,716

Page 145 of 170

As of Date: 2/05/10

Account Number: 4278-7635  
RANGER FOUNDATION

Long Term DESCRIPTION	Quantity	ADJ PRICE/ ORIG PRICE	DATE ACQUIRED	CLOSE DATE	PROCEEDS	ADJ COST/ ORIG COST	GAIN/LOSS
EOG RESOURCES INC	12.0000	39.0500	02/23/04	03/06/09	380.88	471.33	-90.45
	5.0000	77.7317	11/11/08	11/16/09	451.32	388.66	62.66
ERICSSON (LM) TEL-SP ADR NEW	2.0000	77.7317	11/11/08	11/24/09	176.15	155.46	20.69
	56.0000	10.1537	04/04/08	04/15/09	503.17	568.61	-65.44
	32.0000	10.1537	04/04/08	04/30/09	282.16	324.92	-42.76
FEDERAL NATL MTG ASSN NOTES	72.0000	10.1537	04/04/08	11/09/09	756.44	731.05	25.39
CPN 5.250% DUE 09/15/16 DTD 08/17/06 FC 09/15/06	2,000.0000	101.3411	10/26/06	04/29/09	2,231.74	2,026.82	204.92
	2,000.0000	101.3411	10/26/06	05/08/09	2,240.00	2,026.82	213.18
FLIR SYSTEMS INC	12.0000	13.3650	02/11/04	01/30/09	304.14	121.68	182.46
	17.0000	13.3650	02/11/04	02/05/09	375.50	172.38	203.12
	27.0000	13.3650	05/31/05	02/06/09	616.17	360.86	255.31
	63.0000	13.3650	05/31/05	02/10/09	1,408.32	841.99	566.33
FTI CONSULTING INC	4.0000	58.6772	11/16/07	02/23/09	160.11	234.70	-74.59
GDF SUEZ SPON ADR	13.0000	0.0000	07/25/08	09/18/09	588.87	0.00	0.00
	7.0000	0.0000	07/25/08	10/22/09	313.26	0.00	0.00
	12.0000	45.0005	10/14/08	10/22/09	537.02	540.01	-2.99
GENERAL ELECTRIC CO MEDIUM TERM NOTES	1,000.0000	99.2876	12/07/07	06/26/09	983.80	992.88	-9.08
CPN 5.250% DUE 12/06/17 DTD 12/06/07 FC 06/06/08	59.0000	36.0552	11/20/06	02/10/09	686.92	2,127.25	-1,440.33
GENERAL ELECTRIC COMPANY	37.0000	35.2900	11/29/06	02/10/09	430.78	1,305.73	-874.95





**Realized Gain/Loss**

Account Number: 4278-7635  
RANGER FOUNDATION

Long Term DESCRIPTION	Quantity	ADJ PRICE/ ORIG PRICE	ACQUIRED DATE	CLOSE DATE	PROCEEDS	ADJ COST/ ORIG COST	GAIN/LOSS
<i>Continued</i>							
GILEAD SCIENCES INC	18.0000	39.9400	07/16/07	02/10/09	209.57	718.92	-509.35
	42.0000	32.5298	01/03/07	02/10/09	2,076.04	1,366.24	709.80
	26.0000	32.0288	01/08/07	02/10/09	1,285.17	832.75	452.42
	16.0000	35.4172	03/02/07	02/10/09	790.88	566.68	224.20
	4.0000	42.7400	01/29/08	02/10/09	197.72	170.96	26.76
GLAXOSMITHKLINE PLC-ADR	15.0000	44.9200	02/11/04	02/13/09	529.79	673.80	-144.01
GLOBAL PAYMENTS INC	15.0000	47.9600	04/27/06	01/07/09	505.33	719.42	-214.09
	31.0000	47.9600	04/27/06	02/10/09	1,082.85	1,486.79	-403.94
	5.0000	37.3442	04/10/07	02/10/09	174.65	186.72	-12.07
	34.0000	37.0347	07/27/07	02/10/09	1,187.65	1,259.18	-71.53
	12.0000	39.2751	09/07/07	02/10/09	419.17	471.30	-52.13
	13.0000	40.9427	09/18/07	02/10/09	454.10	532.26	-78.16
	11.0000	44.4126	09/28/07	02/10/09	384.24	488.54	-104.30
GOOGLE INC CL A	3.0000	440.9300	03/02/07	02/10/09	1,078.07	1,322.79	-244.72
	1.0000	447.9700	03/15/07	02/10/09	359.35	447.97	-88.62
	4.0000	647.8505	10/19/07	02/10/09	1,437.44	2,591.40	-1,153.96
GRANITE CONSTRUCTION CO	40.0000	53.5383	10/01/07	02/10/09	1,406.79	2,141.53	-734.74
GRUPE DANONE SPONSORED ADR	20.0000	17.4640	01/17/08	02/13/09	193.39	349.28	-155.89
	68.0000	17.4640	01/17/08	03/20/09	618.57	1,187.55	-568.98
HANOVER INSURANCE GROUP INC	4.0000	45.8279	11/06/06	02/10/09	150.48	183.31	-32.83
	11.0000	48.1573	11/13/06	02/10/09	413.82	529.73	-115.91
	13.0000	49.2746	12/11/06	02/10/09	489.06	640.57	-151.51
	1.0000	46.0400	04/02/07	02/10/09	37.62	46.04	-8.42

Realized Gain/Loss

As of Date: 2/05/10

Account Number: 4278-7635  
RANGER FOUNDATION

Long Term DESCRIPTION	Continued	QUANTITY	ADJ PRICE/ ORIG PRICE	DATE ACQUIRED	CLOSE DATE	PROCEEDS	ADJ COST/ ORIG COST	GAIN/LOSS
HARSCO CORPORATION		11.0000	50.2085	05/07/07	02/10/09	413.82	552.29	-138.47
		5.0000	40.5864	08/04/06	02/10/09	121.84	202.93	-81.09
		16.0000	40.7696	11/15/06	02/10/09	389.92	652.31	-262.39
		12.0000	40.6107	01/26/07	02/10/09	292.44	487.33	-194.89
		2.0000	44.8600	04/02/07	02/10/09	88.74	89.72	-40.98
		5.0000	51.4747	04/23/07	02/10/09	121.85	257.37	-135.52
		8.0000	54.3263	07/26/07	02/10/09	194.96	434.61	-239.65
		9.0000	59.6133	09/27/07	02/10/09	219.33	536.52	-317.19
HEADWATERS INC		35.0000	33.5000	03/29/05	02/10/09	131.24	1,111.33	-980.09
		17.0000	33.5000	05/11/06	02/10/09	63.75	569.60	-505.85
		15.0000	21.5900	07/27/06	02/10/09	56.25	323.85	-267.60
HEALTHWAYS INC		30.0000	27.4800	10/21/04	02/10/09	328.81	824.46	-495.65
		11.0000	30.8700	02/07/05	02/10/09	120.56	339.68	-219.12
		5.0000	31.0000	02/09/05	02/10/09	54.80	155.00	-100.20
		4.0000	30.9900	02/10/05	02/10/09	43.84	123.98	-80.14
HEINEKEN N V ADR		28.0000	16.6600	02/23/04	10/09/09	628.52	468.18	160.34
HESS CORPORATION		9.0000	56.7591	04/17/07	07/21/09	472.77	510.83	-38.06
HEWLETT-PACKARD COMPANY		15.0000	48.9360	09/13/07	02/19/09	474.64	734.03	-259.39
		19.0000	52.4882	10/10/07	02/19/09	601.22	997.28	-396.06
		3.0000	51.2550	10/25/07	02/19/09	94.94	153.77	-58.83
		18.0000	51.2550	10/25/07	02/20/09	561.13	922.59	-361.46
HEXCEL CORP NEW		29.0000	14.3601	08/03/06	02/10/09	252.02	416.44	-164.42
		49.0000	25.1346	12/04/07	02/10/09	425.83	1,231.60	-805.77
		20.0000	27.0024	12/07/07	02/10/09	173.81	540.05	-366.24



Realized Gain/Loss

As of Date: 2/05/10



Account Number: 4278-7635  
RANGER FOUNDATION

Long Term DESCRIPTION	QUANTITY	ADJ PRICE/ ORIG PRICE	DATE ACQUIRED	CLOSE DATE	PROCEEDS	ADJ COST/ ORIG COST	GAIN/LOSS
HONEYWELL INTERNATIONAL INC	27.0000	24.7042	12/17/07	02/10/09	234.64	667.01	-432.37
	70.0000	41.3700	10/02/06	02/10/09	2,241.38	2,895.90	-654.52
	27.0000	47.8100	02/23/07	02/10/09	864.54	1,290.87	-426.33
	4.0000	57.2800	01/11/08	02/10/09	128.08	229.12	-101.04
	2.0000	58.5500	01/29/08	02/10/09	64.04	117.10	-53.06
HOVNANIAN ENTERPRISES INC CL A	55.0000	38.8000	02/11/04	01/26/09	98.99	2,134.26	-2,035.27
HOYA CORPORATION SPONSORED ADR	25.0000	28.9400	06/03/05	02/13/09	442.49	723.63	-281.14
HSBC HOLDINGS PLC-SPON ADR	9.0000	82.8300	02/17/04	01/14/09	376.51	745.47	-368.96
	5.0000	91.0400	07/31/06	01/14/09	209.18	455.20	-246.02
ILLINOIS TOOL WORKS INC IMPERIAL TOB GROUP PLC SPONSORED ADR	13.0000	49.0457	02/26/08	04/16/09	431.23	637.59	-206.36
	15.0000	57.7500	09/06/05	02/13/09	770.99	866.36	-95.37
	2.0000	57.7500	09/06/05	07/02/09	102.68	115.51	-12.83
	7.0000	96.6098	04/16/08	07/02/09	359.41	676.27	-316.86
INGERSOLL-RAND PLC SHARES	26.0000	33.7300	02/11/04	11/13/09	937.54	876.98	60.56
INTEL CORP	32.0000	20.7682	02/21/07	01/23/09	421.44	664.58	-243.14
	35.0000	25.3388	09/13/07	01/23/09	460.95	886.86	-425.91
	68.0000	26.8201	10/18/07	01/23/09	895.56	1,823.77	-928.21
INTERNATIONAL BUSINESS MACHINE CORP	17.0000	105.6100	02/05/08	02/10/09	1,587.28	1,795.37	-208.09
	2.0000	105.6100	02/05/08	11/12/09	252.33	211.22	41.11

# Realized Gain/Loss

As of Date: 2/05/10

Account Number: 4278-7635  
RANGER FOUNDATION

Long Term DESCRIPTION	Quantity	ADJ PRICE/ ORIG PRICE	DATE ACQUIRED	CLOSE DATE	PROCEEDS	ADJ COST/ ORIG COST	GAIN/LOSS
<i>Continued</i>							
ITRON INC	6.0000	105.6100	02/05/08	12/01/09	766.84	633.66	133.18
	26.0000	48.9291	12/05/06	02/10/09	1,507.99	1,272.14	235.85
	9.0000	85.0863	01/18/08	02/10/09	521.99	765.78	-243.79
	4.0000	82.2858	01/22/08	02/10/09	232.00	329.14	-97.14
	7.0000	73.7429	02/07/08	02/10/09	406.00	516.20	-110.20
	3.0000	88.4670	03/11/08	04/30/09	140.22	265.40	-125.18
	3.0000	90.0194	03/18/08	04/30/09	140.22	270.06	-129.84
	1.0000	97.3994	04/02/08	04/30/09	46.74	97.40	-50.66
	3.0000	98.0759	05/02/08	07/23/09	164.73	294.22	-129.49
	2.0000	93.5542	05/07/08	07/23/09	109.83	187.11	-77.28
	1.0000	93.5542	05/07/08	11/12/09	63.11	93.56	-30.45
JEFFRIES GROUP WII	85.0000	17.7600	02/11/04	02/10/09	1,045.54	1,595.02	-549.48
	10.0000	17.7600	05/31/05	02/10/09	123.01	177.60	-54.59
JPMORGAN CHASE & CO	40.0000	44.8910	01/24/08	02/10/09	999.61	1,795.64	-796.03
	10.0000	44.8910	01/24/08	08/28/09	437.49	448.91	-11.42
	7.0000	44.8910	01/24/08	08/31/09	303.98	314.23	-10.25
	17.0000	45.9690	04/01/08	08/31/09	738.24	781.48	-43.24
	33.0000	45.9690	04/01/08	10/30/09	1,385.89	1,516.98	-131.09
	3.0000	45.9690	04/01/08	11/03/09	127.53	137.90	-10.37
	4.0000	46.4400	05/08/08	11/03/09	170.05	185.76	-15.71
	1.0000	46.4400	05/08/08	11/12/09	43.21	46.44	-3.23
	4.0000	46.4400	05/08/08	11/13/09	171.89	185.76	-13.87
	17.0000	38.6997	06/13/08	11/13/09	730.56	657.90	72.66
KRAFT FOODS INC CL A	13.0000	0.0000	07/06/01	09/14/09	339.29	207.31	131.98





# Realized Gain/Loss

As of Date: 2/05/10

Account Number: 4278-7635  
RANGER FOUNDATION

Long Term Description	Quantity	Adj Price/ Orig Price	Date Acquired	Close Date	Proceeds	Adj Cost/ Orig Cost	Gain/Loss
MICROSOFT CORP	15.0000	31.1168	10/18/07	10/23/09	425.04	466.75	-41.71
	25.0000	31.1168	10/18/07	10/26/09	722.83	777.91	-55.08
	22.0000	31.1168	10/18/07	11/05/09	628.38	684.56	-56.18
	18.0000	29.2470	05/08/08	11/05/09	514.13	526.45	-12.32
	4.0000	29.2470	05/08/08	11/12/09	117.39	116.99	0.40
	29.0000	29.2470	05/08/08	12/16/09	875.82	848.17	27.65
MONSANTO CO NEW	18.0000	48.7159	11/24/06	02/10/09	1,453.86	876.88	576.98
	1.0000	48.7159	11/24/06	02/13/09	79.90	48.72	31.18
	6.0000	48.7159	11/24/06	06/25/09	448.47	292.28	156.19
	1.0000	112.7600	01/29/08	06/25/09	74.74	112.76	-38.02
	1.0000	110.5200	04/01/08	06/25/09	74.75	110.52	-35.77
	1.0000	110.5200	04/01/08	11/12/09	74.30	110.52	-36.22
MOOG INC CL A	30.0000	30.7500	02/11/04	02/10/09	918.29	736.39	181.90
	20.0000	30.7500	05/31/05	02/10/09	612.20	615.00	-2.80
MOTOROLA INCORPORATED	56.0000	25.0750	10/02/06	11/13/09	489.09	1,404.19	-915.10
	15.0000	21.5118	11/08/06	11/13/09	131.00	322.68	-191.68
	15.0000	18.1814	06/06/07	11/13/09	131.00	272.72	-141.72
	15.0000	14.9279	01/07/08	11/13/09	131.00	223.92	-92.92
	35.0000	15.0555	01/08/08	11/13/09	305.68	526.94	-221.26
NESTLE S A REG ADR	15.0000	28.1200	02/17/04	02/13/09	482.39	421.80	60.59
	12.0000	28.1200	02/17/04	08/11/09	485.86	337.44	148.42
NOBLE ENERGY INC	3.0000	29.8000	02/09/05	12/30/09	215.40	89.41	125.99
	2.0000	31.0200	02/14/05	12/30/09	143.60	62.04	81.56
	3.0000	34.7200	05/19/05	12/30/09	215.42	104.17	111.25



Realized Gain/Loss

As of Date: 2/05/10



Account Number: 4278-7635  
RANGER FOUNDATION

Long Term	Continued	QUANTITY	ADJ PRICE/ ORIG PRICE	DATE ACQUIRED	CLOSE DATE	PROCEEDS	ADJ COST/ ORIG COST	GAIN/LOSS
DESCRIPTION								
NOKIA CORP SPONSORED		10.0000	22.6500	02/11/04	02/13/09	123.39	226.50	-103.11
ADR		25.0000	19.8700	07/31/06	02/13/09	308.50	496.75	-188.25
		45.0000	19.8700	07/31/06	07/16/09	603.70	894.15	-290.45
		31.0000	28.9257	05/09/08	07/16/09	415.89	896.70	-480.81
		9.0000	28.9257	05/09/08	09/29/09	132.45	260.33	-127.88
NOVARTIS AG		10.0000	55.7700	02/17/04	02/13/09	425.79	469.70	-43.91
SPON ADR		5.0000	55.7700	02/17/04	03/19/09	189.74	234.85	-45.11
		4.0000	55.7700	02/03/06	03/19/09	151.80	223.09	-71.29
		16.0000	55.7700	02/03/06	04/21/09	567.65	892.33	-324.68
		15.0000	56.2980	07/31/06	04/21/09	532.19	844.47	-312.28
NSTAR		24.0000	36.7794	12/10/07	02/10/09	797.75	882.70	-84.95
		11.0000	36.2592	12/19/07	02/10/09	365.63	398.85	-33.22
		13.0000	36.4421	01/08/08	02/10/09	432.12	473.75	-41.63
ONEOK INC NEW		19.0000	36.8700	07/27/06	02/10/09	514.52	700.53	-186.01
		15.0000	37.2887	07/28/06	02/10/09	406.20	559.33	-153.13
		15.0000	39.2070	10/12/06	02/10/09	406.21	588.11	-181.90
		1.0000	44.9300	04/02/07	02/10/09	27.09	44.93	-17.84
PACIFIC CAPITAL BANCORP		55.0000	34.1200	10/25/05	02/10/09	524.69	1,877.06	-1,352.37
NEW		5.0000	28.0437	10/25/06	02/10/09	47.70	140.22	-92.52
PEPSICO INCORPORATED		4.0000	65.1522	01/31/07	02/10/09	198.63	260.60	-61.97
		68.0000	66.3078	07/27/07	02/10/09	3,376.86	4,508.94	-1,132.08
		2.0000	68.7372	01/29/08	02/10/09	99.32	137.47	-38.15

# Realized Gain/Loss

As of Date: 2/05/10

Account Number: 4278-7635  
RANGER FOUNDATION

Long Term Description	Continued	Quantity	Adj Price/ Orig Price	Date Acquired	Close Date	Proceeds	Adj Cost/ Orig Cost	Gain/Loss
PETSMART INC		12.0000	34.3177	05/07/07	02/10/09	235.43	411.81	-176.38
		20.0000	33.9904	05/24/07	02/10/09	392.40	679.81	-287.41
		5.0000	26.1450	11/27/07	02/10/09	98.10	130.73	-32.63
		20.0000	27.9687	12/04/07	02/10/09	392.40	559.37	-166.97
PHARMACEUTICAL PRODUCT DEVELOPMENT INC		105.0000	15.2000	02/11/04	02/10/09	2,862.58	1,596.00	1,266.58
PHILIP MORRIS INTERNATIONAL INC		19.0000	0.0000	07/06/01	03/27/09	712.46	460.31	252.15
PHILLIPS-VAN HEUSEN CORP		65.0000	18.2400	02/11/04	02/10/09	1,221.99	1,185.60	36.39
PROTECTIVE LIFE CORP		25.0000	37.2500	02/11/04	02/10/09	178.24	931.25	-753.01
		10.0000	45.9399	07/27/06	02/10/09	71.30	459.40	-388.10
		10.0000	44.3967	04/10/07	02/10/09	71.30	443.97	-372.67
PRUDENTIAL PLC SPON ADR		8.0000	30.1290	07/20/07	01/13/09	85.77	241.03	-155.26
		7.0000	29.0435	08/03/07	01/13/09	75.06	203.31	-128.25
		18.0000	29.0435	08/03/07	02/13/09	163.43	522.78	-359.35
		12.0000	30.8067	09/28/07	02/13/09	108.96	369.69	-260.73
		13.0000	30.8067	09/28/07	02/24/09	100.61	400.48	-299.87
		46.0000	29.6588	12/11/07	02/24/09	356.02	1,364.31	-1,008.29
		9.0000	29.6588	12/11/07	04/07/09	93.10	266.93	-173.83
		2.0000	29.6588	12/11/07	11/13/09	40.49	59.31	-18.82
		47.0000	15.8457	10/14/08	11/13/09	951.72	744.75	206.97
		9.0000	12.0563	11/06/08	11/13/09	182.25	108.51	73.74
RAYMOND JAMES FINANCIAL INC		100.0000	17.3500	02/11/04	02/10/09	1,963.48	1,735.10	228.38



Account Number: 4278-7635  
 RANGER FOUNDATION

Long Term DESCRIPTION	QUANTITY	ADJ PRICE/ ORIG PRICE	DATE ACQUIRED	CLOSE DATE	PROCEEDS	ADJ COST/ ORIG COST	GAIN/LOSS
	5.0000	29.9161	04/10/07	02/10/09	98.18	149.58	-51.40
RAYTHEON COMPANY	12.0000	31.0800	02/11/04	12/28/09	631.45	372.96	258.49
REPUBLIC SVCS INC	29.3494	29.1845	02/11/04	02/10/09	692.78	855.69	-162.91
	24.9639	29.1845	05/11/06	02/10/09	589.26	721.85	-132.59
	6.6868	23.7559	07/27/06	02/10/09	157.84	157.36	0.48
	17.0000	30.6862	08/08/07	02/10/09	401.28	521.66	-120.38
	19.0000	29.7491	08/20/07	02/10/09	448.49	565.23	-116.74
	20.0000	31.2910	09/04/07	02/10/09	472.10	625.82	-153.72
	18.0000	31.4199	09/18/07	02/10/09	424.89	565.56	-140.67
	20.0000	32.3447	09/27/07	02/10/09	472.10	646.89	-174.79
ROCHE HOLDINGS LTD ADR	10.0000	47.1221	05/02/07	02/13/09	317.90	471.23	-153.33
	21.0000	47.1221	05/02/07	06/17/09	690.38	989.56	-299.18
	1.0000	47.1221	05/02/07	09/09/09	39.17	47.12	-7.95
ROPER INDS INC NEW	25.0000	46.1084	07/19/07	09/09/09	979.39	1,152.72	-173.33
ROYAL DUTCH SHELL PLC ADR CL A	3.0000	44.5100	06/08/06	11/12/09	156.26	133.55	22.71
	5.0000	48.9100	02/23/04	02/13/09	255.39	244.55	10.84
	14.0000	48.9100	02/23/04	03/20/09	633.33	684.74	-51.41
	8.0000	82.9506	07/05/07	03/20/09	361.91	663.61	-301.70
SANMINA-SCI CORP	7.0000	82.9506	07/05/07	05/01/09	326.30	580.65	-254.35
	105.0000	5.6900	02/11/04	02/10/09	36.89	1,408.05	-1,371.16
	10.0000	5.1000	05/31/05	02/10/09	3.51	51.08	-47.57
	215.0000	5.6900	06/17/05	02/10/09	75.55	1,224.40	-1,148.85
	55.0000	3.3682	07/27/06	02/10/09	19.33	185.25	-165.92

## Realized Gain/Loss

As of Date: 2/05/10

Account Number: 4278-7635  
RANGER FOUNDATION

Long Term Description	Quantity	Adj Price/ Orig Price	Date Acquired	Close Date	Proceeds	Adj Cost/ Orig Cost	Gain/Loss
<i>Continued</i>							
SANOFI-AVENTIS ADR	5.0000	45.2900	12/11/06	02/13/09	150.64	226.45	-75.81
SBA COMMUNICATIONS CORP	12.0000	25.3850	09/05/06	02/10/09	244.00	304.61	-60.61
	24.0000	25.3904	09/12/06	02/10/09	488.01	609.37	-121.36
	30.0000	23.7700	10/02/06	02/10/09	610.01	713.10	-103.09
	13.0000	27.3686	10/12/06	02/10/09	264.34	355.79	-91.45
	1.0000	29.4200	04/02/07	02/10/09	20.33	29.42	-9.09
SCHLUMBERGER LTD	24.0000	87.5769	06/25/07	01/12/09	993.78	2,101.84	-1,108.06
	25.0000	87.8202	07/05/07	01/12/09	1,035.19	2,195.51	-1,160.32
SCHOOL SPECIALTY INC	15.0000	39.6700	09/21/04	02/10/09	246.44	555.73	-309.29
	5.0000	38.4900	01/11/05	02/10/09	82.15	192.46	-110.31
	20.0000	39.6700	05/31/05	02/10/09	328.60	793.40	-464.80
SCOTTS MIRACLE-GRO CO CLASS A	35.0000	45.2100	04/27/06	02/10/09	1,152.01	1,582.61	-430.60
	10.0000	46.0841	10/25/06	02/10/09	329.15	460.84	-131.69
	5.0000	45.3250	04/10/07	02/10/09	164.58	226.63	-62.05
SIGMA ALDRICH CORP	4.0000	37.8800	10/02/06	01/06/09	165.61	151.52	14.09
	3.0000	42.7574	06/05/07	01/06/09	124.21	128.28	-4.07
	10.0000	42.7574	06/05/07	01/09/09	387.59	427.57	-39.98
	1.0000	45.6297	08/01/07	01/09/09	38.76	45.63	-6.87
	6.0000	45.6297	08/01/07	01/12/09	226.50	273.78	-47.28
SINGAPORE TELECOMMUNICATIONS-ADR	2.0000	19.1082	11/28/06	02/13/09	32.99	38.21	-5.22
	23.0000	21.4234	12/20/06	02/13/09	379.50	492.74	-113.24
	7.0000	21.4234	12/20/06	11/09/09	145.94	149.96	-4.02
	51.0000	22.6825	08/07/07	11/09/09	1,063.33	1,156.81	-93.48



Realized Gain/Loss

As of Date: 2/05/10



Account Number: 4278-7635  
RANGER FOUNDATION

Long Term DESCRIPTION	Quantity	ADJ PRICE/ ORIG PRICE	DATE ACQUIRED	CLOSE DATE	PROCEEDS	ADJ COST/ ORIG COST	GAIN/LOSS
<i>Continued</i>							
SNAP-ON INC	10.0000	34.5500	02/11/04	02/10/09	297.59	316.40	-18.81
	30.0000	31.0700	03/11/04	02/10/09	892.80	932.10	-39.30
	5.0000	34.5500	05/31/05	02/10/09	148.80	172.75	-23.95
SONIC CORP	14.5000	22.5200	04/27/06	02/10/09	145.28	324.66	-179.38
	35.5000	22.5200	04/28/06	02/10/09	355.71	811.02	-455.31
	15.0000	19.5100	07/27/06	02/10/09	150.30	292.65	-142.35
	20.0000	22.6600	10/02/06	02/10/09	200.40	453.20	-252.80
	5.0000	21.7032	02/28/07	02/10/09	50.10	108.52	-58.42
SPDR TR UNIT SER 1	1.0000	145.9800	11/16/07	02/10/09	83.06	145.98	-62.92
	16.0000	136.1000	01/29/08	02/10/09	1,328.96	2,177.60	-848.64
STATE AUTO FINANCIAL CORP	15.0000	34.4813	12/15/06	02/10/09	328.80	517.22	-188.42
	40.0000	34.1191	12/18/06	02/10/09	876.82	1,364.76	-487.94
STERLING FINANCIAL CORP WASHINGTON	30.0000	28.9700	04/04/06	02/10/09	57.29	870.00	-812.71
	10.0000	28.9700	04/05/06	02/10/09	19.10	289.72	-270.62
	10.0000	33.5242	10/25/06	02/10/09	19.10	335.24	-316.14
	15.0000	30.3634	04/10/07	02/10/09	28.65	455.45	-426.80
STUDENT LOAN CORP	5.0000	181.3800	02/11/04	02/10/09	261.30	743.65	-482.35
	2.0000	181.2700	12/29/04	02/10/09	104.52	362.56	-258.04
	5.0000	181.3800	01/04/05	02/10/09	261.30	906.93	-645.63
SWIFT ENERGY CO	25.0000	22.4800	02/11/04	02/10/09	368.24	456.00	-87.76
	25.0000	22.4800	07/30/04	02/10/09	368.25	562.22	-193.97
SYBASE INC	26.0000	25.7291	01/03/08	01/06/09	669.53	668.96	0.57
	21.0000	25.7291	01/03/08	02/10/09	594.72	540.30	54.42

# Realized Gain/Loss

As of Date: 2/05/10

Account Number: 4278-7635  
RANGER FOUNDATION

Long Term DESCRIPTION	Continued	QUANTITY	ADJ PRICE/ ORIG PRICE	DATE ACQUIRED	CLOSE DATE	PROCEEDS	ADJ COST/ ORIG COST	GAIN/LOSS
TARGET CORP		28.0000	26.2316	01/24/08	02/10/09	792.96	734.48	58.48
		17.0000	27.4632	01/31/08	02/10/09	481.44	466.87	14.57
TELEDYNE TECHNOLOGIES IN		57.0000	52.4211	01/24/08	02/10/09	1,790.92	2,987.97	-1,197.05
TELUS CORP		35.0000	44.6046	04/30/07	02/10/09	943.96	1,561.16	-617.20
COMMON STOCK NO PAR		10.0000	48.6393	01/02/08	02/13/09	261.59	486.40	-224.81
		20.0000	48.6393	01/02/08	05/07/09	510.28	972.78	-462.50
		18.0000	39.3230	01/22/08	05/07/09	459.26	707.82	-248.56
		2.0000	39.3230	01/22/08	07/16/09	52.42	78.64	-26.22
		10.0000	46.3523	02/26/08	07/16/09	262.14	463.52	-201.38
		16.0000	46.6658	05/30/08	07/16/09	419.44	746.65	-327.21
TESCO PLC SPON ADR		30.0000	14.4000	02/23/04	02/13/09	464.09	432.00	32.09
TIMKEN COMPANY		5.0000	27.8500	08/19/05	02/10/09	68.29	139.70	-71.41
		55.0000	27.8500	08/23/05	02/10/09	751.30	1,532.11	-780.81
		15.0000	29.1500	10/02/06	02/10/09	204.90	437.25	-232.35
		5.0000	31.0611	04/10/07	02/10/09	68.30	155.31	-87.01
TOTAL S A SPONS ADR		10.0000	44.8300	02/17/04	02/13/09	528.89	448.35	80.54
		6.0000	44.8300	02/17/04	06/16/09	326.91	269.01	57.90
UNILEVER PLC SPONS ADR		15.0000	23.8200	02/23/04	02/13/09	305.99	357.34	-51.35
		18.0000	23.8200	02/23/04	11/13/09	543.05	428.80	114.25
		27.0000	23.8200	02/23/04	11/19/09	798.82	643.19	155.63
UNION PACIFIC CORP		9.0000	30.7950	03/09/04	02/10/09	416.70	277.15	139.55
UNITED FIRE&CASUALTY CO		5.0000	40.4500	09/22/05	02/10/09	107.40	203.88	-96.48
		30.0000	40.4500	09/23/05	02/10/09	644.41	1,213.73	-569.32



# Realized Gain/Loss

As of Date: 2/05/10



Account Number: 4278-7635  
RANGER FOUNDATION

Long Term Description	Quantity	ADJ PRICE/ ORIG PRICE	DATE ACQUIRED	CLOSE DATE	PROCEEDS	ADJ COST/ ORIG COST	GAIN/LOSS
<i>Continued</i>							
UNITED STATES STEEL CORP NEW	4 0000	56.0027	09/22/06	06/26/09	147.91	224.00	-76.09
UNITED TECHNOLOGIES CORP	22 0000	64 4500	10/02/06	02/10/09	1,034.65	1,417.90	-383.25
	17.0000	67.4900	02/23/07	02/10/09	799.50	1,147.33	-347.83
	12.0000	63.8800	03/14/07	02/10/09	564.36	766.56	-202.20
	10.0000	71.9200	06/21/07	02/10/09	470.30	719.20	-248.90
URS CORP NEW	35.0000	40.7400	04/07/06	02/10/09	1,225.33	1,426.01	-200.68
	10.0000	43 4211	04/10/07	02/10/09	350.09	434.21	-84.12
US TREASURY NOTES							
CPN 4 250% DUE 11/15/13 DTD 11/15/03 FC 05/15/04	4,000 0000	98 6900	10/20/05	03/19/09	4,503.28	3,947.60	555.68
US TREASURY NOTE							
CPN 4 750% DUE 05/15/14 DTD 05/15/04 FC 11/15/04	2,000 0000	99.8125	01/17/07	01/16/09	2,357.58	1,996.25	361.33
	2,000 0000	99.0156	06/04/07	01/16/09	2,357.58	1,980.32	377.26
	3,000 0000	99.0156	06/04/07	03/31/09	3,458.91	2,970.46	488.45
US TREASURY NOTES							
CPN 4 500% DUE 11/15/10 DTD 11/15/05 FC 05/15/06	1,000 0000	0.9913 98 1875	07/27/06	01/16/09	1,070.43	991.38 981.88	79.05
VALSPAR CORPORATION	24.0000	25.2400	07/01/04	02/10/09	418.31	604.29	-185.98
	16.0000	25.2400	07/07/04	02/10/09	278.88	403.99	-125.11
	15.0000	25 6855	10/19/07	02/10/09	261.45	385.28	-123.83
VIA COM INC CL B	11.5000	39.1300	12/06/04	11/13/09	349.01	502.15	-153.14
	11.5000	42.7200	12/17/04	11/13/09	349.01	491.35	-142.34

# Realized Gain/Loss

As of Date: 2/05/10

Account Number: 4278-7635  
RANGER FOUNDATION

Long Term DESCRIPTION	Quantity	ADJ PRICE/ ORIG PRICE	DATE ACQUIRED	CLOSE DATE	PROCEEDS	ADJ COST/ ORIG COST	GAIN/LOSS
<i>Continued</i>							
	8.0000	41.4600	09/13/05	11/13/09	242.79	331.68	-88.89
	9.0000	41.9800	01/04/06	11/13/09	273.14	377.90	-104.76
	10.0000	39.1300	03/06/06	11/13/09	303.49	391.33	-87.84
	19.0000	18.6734	10/22/08	11/13/09	576.64	354.79	221.85
VODAFONE GROUP PLC							
SPONSORED ADR NEW	21.0000	22.0076	08/07/06	01/09/09	439.13	462.16	-23.03
	13.0000	22.0076	08/07/06	02/13/09	252.32	286.09	-33.77
	16.0000	30.9101	06/05/08	11/13/09	367.03	494.56	-127.53
WABTEC	2.0000	52.4843	07/15/08	11/12/09	80.01	104.97	-24.96
WATSCO INC	30.0000	24.5000	02/11/04	02/10/09	1,043.39	735.00	308.39
WELLS FARGO COMPANY	14.0000	29.3851	07/22/08	08/26/09	385.98	411.38	-25.40
	4.0000	30.5000	07/31/08	08/26/09	110.28	122.00	-11.72
	9.0000	32.6197	10/28/08	10/30/09	248.53	293.57	-45.04
ZURICH FINANCIAL SVCS							
ADR	20.0000	21.2800	12/21/05	02/13/09	336.99	425.67	-88.68
	5.0000	21.2800	12/21/05	11/17/09	114.70	106.41	8.29
	40.0000	29.0825	09/12/07	11/17/09	917.66	1,163.30	-245.64
	13.0000	30.3023	12/12/07	11/17/09	298.25	393.94	-95.69
<b>Total - Long Term</b>					<b>\$221,713.37</b>	<b>\$293,999.56</b>	<b>-72,286.19</b>

(72,287)

