



See a Social Security Number? Say Something!
Report Privacy Problems to <https://public.resource.org/privacy>
Or call the IRS Identity Theft Hotline at 1-800-908-4490



Return of Private Foundation or Section 4947(a)(1) Nonexempt Charitable Trust Treated as a Private Foundation

2009

Department of the Treasury
Internal Revenue Service

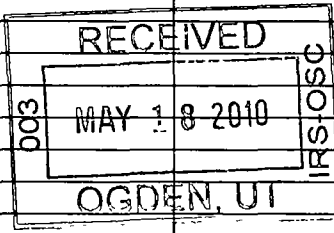
Note. The foundation may be able to use a copy of this return to satisfy state reporting requirements.

For calendar year 2009, or tax year beginning _____, and ending _____

G Check all that apply: Initial return Initial return of a former public charity Final return
 Amended return Address change Name change

Use the IRS label. Otherwise, print or type. See Specific Instructions.	Name of foundation A. D. JOHNSON FOUNDATION	A Employer identification number 36-6124270
	Number and street (or P O box number if mail is not delivered to street address) ONE NORTH LASALLE STREET	B Telephone number 312-782-7320
	Room/suite 3000	C if exemption application is pending, check here <input type="checkbox"/>
	City or town, state, and ZIP code CHICAGO, IL 60602	D 1. Foreign organizations, check here <input type="checkbox"/> 2. Foreign organizations meeting the 85% test, check here and attach computation <input type="checkbox"/>
H Check type of organization: <input checked="" type="checkbox"/> Section 501(c)(3) exempt private foundation <input type="checkbox"/> Section 4947(a)(1) nonexempt charitable trust <input type="checkbox"/> Other taxable private foundation	J Accounting method: <input checked="" type="checkbox"/> Cash <input type="checkbox"/> Accrual <input type="checkbox"/> Other (specify) _____	E If private foundation status was terminated under section 507(b)(1)(A), check here <input type="checkbox"/>
I Fair market value of all assets at end of year (from Part II, col. (c), line 16) \$ 2,037,560. (Part I, column (d) must be on cash basis.)		F If the foundation is in a 60-month termination under section 507(b)(1)(B), check here <input type="checkbox"/>

Part I Analysis of Revenue and Expenses <small>(The total of amounts in columns (b), (c), and (d) may not necessarily equal the amounts in column (a))</small>	(a) Revenue and expenses per books	(b) Net investment income	(c) Adjusted net income	(d) Disbursements for charitable purposes (cash basis only)
1 Contributions, gifts, grants, etc., received			N/A	
2 Check <input checked="" type="checkbox"/> if the foundation is not required to attach Sch B				
3 Interest on savings and temporary cash investments	279.	279.		
4 Dividends and interest from securities	56,857.	56,857.		
5a Gross rents				
b Net rental income or (loss)				
6a Net gain or (loss) from sale of assets not on line 10	<146,629.>			
b Gross sales price for all assets on line 6a	1,332,291.			
7 Capital gain net income (from Part IV, line 2)		0.		
8 Net short-term capital gain				
9 Income modifications				
10a Gross sales less returns and allowances				
b Less Cost of goods sold				
c Gross profit or (loss)				
11 Other income				
12 Total. Add lines 1 through 11	<89,493.>	57,136.		
13 Compensation of officers, directors, trustees, etc	0.	0.		0.
14 Other employee salaries and wages				
15 Pension plans, employee benefits				
16a Legal fees STMT 1	8,245.	6,184.		2,061.
b Accounting fees STMT 2	7,925.	5,944.		1,981.
c Other professional fees STMT 3	13,521.	13,521.		0.
17 Interest				
18 Taxes STMT 4	356.	356.		0.
19 Depreciation and depletion				
20 Occupancy				
21 Travel, conferences, and meetings				
22 Printing and publications				
23 Other expenses STMT 5	242.	163.		54.
24 Total operating and administrative expenses. Add lines 13 through 23	30,289.	26,168.		4,096.
25 Contributions, gifts, grants paid	155,000.			155,000.
26 Total expenses and disbursements. Add lines 24 and 25	185,289.	26,168.		159,096.
27 Subtract line 26 from line 12:				
a Excess of revenue over expenses and disbursements	<274,782.>			
b Net investment income (if negative, enter -0-)		30,968.		
c Adjusted net income (if negative, enter -0-)			N/A	



SCANNED MAY 20 2010

130

Part II Balance Sheets

Attached schedules and amounts in the description column should be for end-of-year amounts only

		Beginning of year		End of year	
		(a) Book Value	(b) Book Value	(c) Fair Market Value	
Assets	1	Cash - non-interest-bearing	6,245.	9,833.	9,833.
	2	Savings and temporary cash investments	314,354.	123,408.	123,408.
	3	Accounts receivable ▶			
		Less: allowance for doubtful accounts ▶			
	4	Pledges receivable ▶			
		Less: allowance for doubtful accounts ▶			
	5	Grants receivable			
	6	Receivables due from officers, directors, trustees, and other disqualified persons			
	7	Other notes and loans receivable ▶			
		Less: allowance for doubtful accounts ▶			
	8	Inventories for sale or use			
	9	Prepaid expenses and deferred charges			
	10a	Investments - U.S. and state government obligations STMT 6	350,293.	274,225.	273,278.
	b	Investments - corporate stock STMT 7	1,352,409.	1,266,787.	1,381,427.
	c	Investments - corporate bonds STMT 8	177,219.	251,485.	249,614.
11	Investments - land, buildings, and equipment basis ▶				
	Less accumulated depreciation ▶				
12	Investments - mortgage loans				
13	Investments - other				
14	Land, buildings, and equipment; basis ▶				
	Less accumulated depreciation ▶				
15	Other assets (describe ▶)				
16	Total assets (to be completed by all filers)	2,200,520.	1,925,738.	2,037,560.	
Liabilities	17	Accounts payable and accrued expenses			
	18	Grants payable			
	19	Deferred revenue			
	20	Loans from officers, directors, trustees, and other disqualified persons			
	21	Mortgages and other notes payable			
	22	Other liabilities (describe ▶)			
23	Total liabilities (add lines 17 through 22)	0.	0.		
Net Assets or Fund Balances	Foundations that follow SFAS 117, check here <input type="checkbox"/> and complete lines 24 through 26 and lines 30 and 31.				
	24	Unrestricted			
	25	Temporarily restricted			
	26	Permanently restricted			
	Foundations that do not follow SFAS 117, check here <input checked="" type="checkbox"/> and complete lines 27 through 31.				
	27	Capital stock, trust principal, or current funds	2,200,520.	1,925,738.	
	28	Paid-in or capital surplus, or land, bldg., and equipment fund	0.	0.	
29	Retained earnings, accumulated income, endowment, or other funds	0.	0.		
30	Total net assets or fund balances	2,200,520.	1,925,738.		
31	Total liabilities and net assets/fund balances	2,200,520.	1,925,738.		

Part III Analysis of Changes in Net Assets or Fund Balances

1	Total net assets or fund balances at beginning of year - Part II, column (a), line 30 (must agree with end-of-year figure reported on prior year's return)	1	2,200,520.
2	Enter amount from Part I, line 27a	2	<274,782.>
3	Other increases not included in line 2 (itemize) ▶	3	0.
4	Add lines 1, 2, and 3	4	1,925,738.
5	Decreases not included in line 2 (itemize) ▶	5	0.
6	Total net assets or fund balances at end of year (line 4 minus line 5) - Part II, column (b), line 30	6	1,925,738.

Part IV Capital Gains and Losses for Tax on Investment Income

(a) List and describe the kind(s) of property sold (e.g., real estate, 2-story brick warehouse; or common stock, 200 shs. MLC Co.)	(b) How acquired P - Purchase D - Donation	(c) Date acquired (mo., day, yr.)	(d) Date sold (mo., day, yr.)
1a SEE ATTACHED SCHEDULE	P	VARIOUS	VARIOUS
b SEE ATTACHED SCHEDULE	P	VARIOUS	VARIOUS
c CAPITAL GAINS DIVIDENDS			
d			
e			

(e) Gross sales price	(f) Depreciation allowed (or allowable)	(g) Cost or other basis plus expense of sale	(h) Gain or (loss) (e) plus (f) minus (g)
a 274,127.		260,211.	13,916.
b 1,058,147.		1,218,709.	<160,562.>
c 17.			17.
d			
e			

(i) F.M.V. as of 12/31/69	(j) Adjusted basis as of 12/31/69	(k) Excess of col. (i) over col. (j), if any	(l) Gains (Col. (h) gain minus col. (k), but not less than -0-) or Losses (from col. (h))
a			13,916.
b			<160,562.>
c			17.
d			
e			

2 Capital gain net income or (net capital loss)	{ If gain, also enter in Part I, line 7 If (loss), enter -0- in Part I, line 7	2	<146,629.>
3 Net short-term capital gain or (loss) as defined in sections 1222(5) and (6): If gain, also enter in Part I, line 8, column (c). If (loss), enter -0- in Part I, line 8		3	N/A

Part V Qualification Under Section 4940(e) for Reduced Tax on Net Investment Income

(For optional use by domestic private foundations subject to the section 4940(a) tax on net investment income.)

If section 4940(d)(2) applies, leave this part blank.

Was the foundation liable for the section 4942 tax on the distributable amount of any year in the base period?

Yes No

If "Yes," the foundation does not qualify under section 4940(e). Do not complete this part.

1 Enter the appropriate amount in each column for each year; see instructions before making any entries.

(a) Base period years Calendar year (or tax year beginning in)	(b) Adjusted qualifying distributions	(c) Net value of noncharitable-use assets	(d) Distribution ratio (col. (b) divided by col. (c))
2008	153,456.	2,342,685.	.065504
2007	152,796.	2,666,074.	.057311
2006	112,628.	2,565,824.	.043895
2005	112,029.	2,519,501.	.044465
2004	113,019.	2,530,423.	.044664

2 Total of line 1, column (d)	2	.255839
3 Average distribution ratio for the 5-year base period - divide the total on line 2 by 5, or by the number of years the foundation has been in existence if less than 5 years	3	.051168
4 Enter the net value of noncharitable-use assets for 2009 from Part X, line 5	4	1,922,108.
5 Multiply line 4 by line 3	5	98,350.
6 Enter 1% of net investment income (1% of Part I, line 27b)	6	310.
7 Add lines 5 and 6	7	98,660.
8 Enter qualifying distributions from Part XII, line 4 If line 8 is equal to or greater than line 7, check the box in Part VI, line 1b, and complete that part using a 1% tax rate. See the Part VI instructions.	8	159,096.

Part VI Excise Tax Based on Investment Income (Section 4940(a), 4940(b), 4940(e), or 4948 - see instructions)

1a Exempt operating foundations described in section 4940(d)(2), check here <input type="checkbox"/> and enter "N/A" on line 1. Date of ruling or determination letter: _____ (attach copy of letter if necessary-see instructions)			
b Domestic foundations that meet the section 4940(e) requirements in Part V, check here <input checked="" type="checkbox"/> and enter 1% of Part I, line 27b		1	310.
c All other domestic foundations enter 2% of line 27b. Exempt foreign organizations enter 4% of Part I, line 12, col. (b)			
2 Tax under section 511 (domestic section 4947(a)(1) trusts and taxable foundations only. Others enter -0-)		2	0.
3 Add lines 1 and 2		3	310.
4 Subtitle A (income) tax (domestic section 4947(a)(1) trusts and taxable foundations only. Others enter -0-)		4	0.
5 Tax based on investment income. Subtract line 4 from line 3. If zero or less, enter -0-		5	310.
6 Credits/Payments:			
a 2009 estimated tax payments and 2008 overpayment credited to 2009	6a	1,118.	
b Exempt foreign organizations - tax withheld at source	6b		
c Tax paid with application for extension of time to file (Form 8868)	6c		
d Backup withholding erroneously withheld	6d		
7 Total credits and payments. Add lines 6a through 6d	7	1,118.	
8 Enter any penalty for underpayment of estimated tax. Check here <input type="checkbox"/> if Form 2220 is attached	8		
9 Tax due. If the total of lines 5 and 8 is more than line 7, enter amount owed	9		
10 Overpayment. If line 7 is more than the total of lines 5 and 8, enter the amount overpaid	10	808.	
11 Enter the amount of line 10 to be: Credited to 2010 estimated tax <input checked="" type="checkbox"/> 808. Refunded <input checked="" type="checkbox"/>	11	0.	

Part VII-A Statements Regarding Activities

	Yes	No
1a During the tax year, did the foundation attempt to influence any national, state, or local legislation or did it participate or intervene in any political campaign?		X
b Did it spend more than \$100 during the year (either directly or indirectly) for political purposes (see instructions for definition)? If the answer is "Yes" to 1a or 1b, attach a detailed description of the activities and copies of any materials published or distributed by the foundation in connection with the activities.		X
c Did the foundation file Form 1120-POL for this year?		X
d Enter the amount (if any) of tax on political expenditures (section 4955) imposed during the year: (1) On the foundation. <input checked="" type="checkbox"/> \$ 0. (2) On foundation managers. <input checked="" type="checkbox"/> \$ 0.		
e Enter the reimbursement (if any) paid by the foundation during the year for political expenditure tax imposed on foundation managers. <input checked="" type="checkbox"/> \$ 0.		
2 Has the foundation engaged in any activities that have not previously been reported to the IRS? If "Yes," attach a detailed description of the activities.		X
3 Has the foundation made any changes, not previously reported to the IRS, in its governing instrument, articles of incorporation, or bylaws, or other similar instruments? If "Yes," attach a conformed copy of the changes		X
4a Did the foundation have unrelated business gross income of \$1,000 or more during the year?		X
b If "Yes," has it filed a tax return on Form 990-T for this year?	N/A	
5 Was there a liquidation, termination, dissolution, or substantial contraction during the year? If "Yes," attach the statement required by General Instruction T.		X
6 Are the requirements of section 508(e) (relating to sections 4941 through 4945) satisfied either: • By language in the governing instrument, or • By state legislation that effectively amends the governing instrument so that no mandatory directions that conflict with the state law remain in the governing instrument?	X	
7 Did the foundation have at least \$5,000 in assets at any time during the year? If "Yes," complete Part II, col. (c), and Part XV	X	
8a Enter the states to which the foundation reports or with which it is registered (see instructions) <input checked="" type="checkbox"/> IL		
b If the answer is "Yes" to line 7, has the foundation furnished a copy of Form 990-PF to the Attorney General (or designate) of each state as required by General Instruction G? If "No," attach explanation	X	
9 Is the foundation claiming status as a private operating foundation within the meaning of section 4942(j)(3) or 4942(j)(5) for calendar year 2009 or the taxable year beginning in 2009 (see instructions for Part XIV)? If "Yes," complete Part XIV		X
10 Did any persons become substantial contributors during the tax year? If "Yes," attach a schedule listing their names and addresses		X

Part VII-A Statements Regarding Activities (continued)

11	At any time during the year, did the foundation, directly or indirectly, own a controlled entity within the meaning of section 512(b)(13)? If "Yes," attach schedule (see instructions)	11		X
12	Did the foundation acquire a direct or indirect interest in any applicable insurance contract before August 17, 2008?	12		X
13	Did the foundation comply with the public inspection requirements for its annual returns and exemption application? Website address ▶ <u>N/A</u>	13	X	
14	The books are in care of ▶ <u>HERBERT J. THEISEN</u> Telephone no. ▶ <u>312-782-7320</u> Located at ▶ <u>1 N. LASALLE ST., STE 3000, CHICAGO, IL</u> ZIP+4 ▶ <u>60602</u>			
15	Section 4947(a)(1) nonexempt charitable trusts filing Form 990-PF in lieu of Form 1041 - Check here and enter the amount of tax-exempt interest received or accrued during the year ▶ <u>15</u> <u>N/A</u>			

Part VII-B Statements Regarding Activities for Which Form 4720 May Be Required

File Form 4720 if any item is checked in the "Yes" column, unless an exception applies.

		Yes	No
1a	During the year did the foundation (either directly or indirectly):		
(1)	Engage in the sale or exchange, or leasing of property with a disqualified person? <input type="checkbox"/> Yes <input checked="" type="checkbox"/> No		
(2)	Borrow money from, lend money to, or otherwise extend credit to (or accept it from) a disqualified person? <input type="checkbox"/> Yes <input checked="" type="checkbox"/> No		
(3)	Furnish goods, services, or facilities to (or accept them from) a disqualified person? <input type="checkbox"/> Yes <input checked="" type="checkbox"/> No		
(4)	Pay compensation to, or pay or reimburse the expenses of, a disqualified person? <input type="checkbox"/> Yes <input checked="" type="checkbox"/> No		
(5)	Transfer any income or assets to a disqualified person (or make any of either available for the benefit or use of a disqualified person)? <input type="checkbox"/> Yes <input checked="" type="checkbox"/> No		
(6)	Agree to pay money or property to a government official? (Exception. Check "No" if the foundation agreed to make a grant to or to employ the official for a period after termination of government service, if terminating within 90 days.) <input type="checkbox"/> Yes <input checked="" type="checkbox"/> No		
b	If any answer is "Yes" to 1a(1)-(6), did any of the acts fail to qualify under the exceptions described in Regulations section 53.4941(d)-3 or in a current notice regarding disaster assistance (see page 20 of the instructions)? Organizations relying on a current notice regarding disaster assistance check here <u>N/A</u> ▶ <input type="checkbox"/>	1b	
c	Did the foundation engage in a prior year in any of the acts described in 1a, other than excepted acts, that were not corrected before the first day of the tax year beginning in 2009?	1c	X
2	Taxes on failure to distribute income (section 4942) (does not apply for years the foundation was a private operating foundation defined in section 4942(j)(3) or 4942(j)(5)):		
a	At the end of tax year 2009, did the foundation have any undistributed income (lines 6d and 6e, Part XIII) for tax year(s) beginning before 2009? <input type="checkbox"/> Yes <input checked="" type="checkbox"/> No If "Yes," list the years ▶ _____, _____, _____		
b	Are there any years listed in 2a for which the foundation is not applying the provisions of section 4942(a)(2) (relating to incorrect valuation of assets) to the year's undistributed income? (If applying section 4942(a)(2) to all years listed, answer "No" and attach statement - see instructions.) <u>N/A</u>	2b	
c	If the provisions of section 4942(a)(2) are being applied to any of the years listed in 2a, list the years here. ▶ _____, _____, _____		
3a	Did the foundation hold more than a 2% direct or indirect interest in any business enterprise at any time during the year? <input type="checkbox"/> Yes <input checked="" type="checkbox"/> No		
b	If "Yes," did it have excess business holdings in 2009 as a result of (1) any purchase by the foundation or disqualified persons after May 26, 1969; (2) the lapse of the 5-year period (or longer period approved by the Commissioner under section 4943(c)(7)) to dispose of holdings acquired by gift or bequest; or (3) the lapse of the 10-, 15-, or 20-year first phase holding period? (Use Schedule C, Form 4720, to determine if the foundation had excess business holdings in 2009.) <u>N/A</u>	3b	
4a	Did the foundation invest during the year any amount in a manner that would jeopardize its charitable purposes?	4a	X
b	Did the foundation make any investment in a prior year (but after December 31, 1969) that could jeopardize its charitable purpose that had not been removed from jeopardy before the first day of the tax year beginning in 2009?	4b	X

Part VII-B Statements Regarding Activities for Which Form 4720 May Be Required (continued)

5a During the year did the foundation pay or incur any amount to:

(1) Carry on propaganda, or otherwise attempt to influence legislation (section 4945(e))? Yes No

(2) Influence the outcome of any specific public election (see section 4955); or to carry on, directly or indirectly, any voter registration drive? Yes No

(3) Provide a grant to an individual for travel, study, or other similar purposes? Yes No

(4) Provide a grant to an organization other than a charitable, etc., organization described in section 509(a)(1), (2), or (3), or section 4940(d)(2)? Yes No

(5) Provide for any purpose other than religious, charitable, scientific, literary, or educational purposes, or for the prevention of cruelty to children or animals? Yes No

b If any answer is "Yes" to 5a(1)-(5), did any of the transactions fail to qualify under the exceptions described in Regulations section 53.4945 or in a current notice regarding disaster assistance (see instructions)? Yes No
 Organizations relying on a current notice regarding disaster assistance check here N/A 5b

c If the answer is "Yes" to question 5a(4), does the foundation claim exemption from the tax because it maintained expenditure responsibility for the grant? Yes No
 If "Yes," attach the statement required by Regulations section 53.4945-5(d) N/A 5b

6a Did the foundation, during the year, receive any funds, directly or indirectly, to pay premiums on a personal benefit contract? Yes No

b Did the foundation, during the year, pay premiums, directly or indirectly, on a personal benefit contract? Yes No
 If "Yes" to 6b, file Form 8870 N/A 6b X

7a At any time during the tax year, was the foundation a party to a prohibited tax shelter transaction? Yes No

b If yes, did the foundation receive any proceeds or have any net income attributable to the transaction? Yes No
 N/A 7b

Part VIII Information About Officers, Directors, Trustees, Foundation Managers, Highly Paid Employees, and Contractors

1 List all officers, directors, trustees, foundation managers and their compensation.

(a) Name and address	(b) Title, and average hours per week devoted to position	(c) Compensation (If not paid, enter -0-)	(d) Contributions to employee benefit plans and deferred compensation	(e) Expense account, other allowances
MARTHA C. JOHNSON 1108 MT. PLEASANT WINNETKA, IL 60093	VICE PRES/SECRETARY/TREASU 2.00	0.	0.	0.
DIANE T. JOHNSON 5250 N.E. 28TH AVE FT LAUDERDALE, FL 33308	PRESIDENT 2.00	0.	0.	0.
HERBERT J. THEISEN 1 N. LASALLE, SUITE 3000 CHICAGO, IL 60602	ASST. SEC/GEN COUNS 3.00	0.	0.	0.

2 Compensation of five highest-paid employees (other than those included on line 1). If none, enter "NONE."

(a) Name and address of each employee paid more than \$50,000	(b) Title, and average hours per week devoted to position	(c) Compensation	(d) Contributions to employee benefit plans and deferred compensation	(e) Expense account, other allowances
NONE				

Total number of other employees paid over \$50,000 0

Part VIII Information About Officers, Directors, Trustees, Foundation Managers, Highly Paid Employees, and Contractors (continued)

3 Five highest-paid independent contractors for professional services. If none, enter "NONE."

(a) Name and address of each person paid more than \$50,000	(b) Type of service	(c) Compensation
NONE		

Total number of others receiving over \$50,000 for professional services ▶ 0

Part IX-A Summary of Direct Charitable Activities

List the foundation's four largest direct charitable activities during the tax year. Include relevant statistical information such as the number of organizations and other beneficiaries served, conferences convened, research papers produced, etc.

1	Expenses
N/A	0.
2	
3	
4	

Part IX-B Summary of Program-Related Investments

Describe the two largest program-related investments made by the foundation during the tax year on lines 1 and 2.

1	Amount
N/A	0.
2	
All other program-related investments. See instructions.	
3	
Total. Add lines 1 through 3 ▶	0.

Part X Minimum Investment Return (All domestic foundations must complete this part. Foreign foundations, see instructions)

1	Fair market value of assets not used (or held for use) directly in carrying out charitable, etc., purposes:		
a	Average monthly fair market value of securities	1a	1,741,229.
b	Average of monthly cash balances	1b	210,150.
c	Fair market value of all other assets	1c	
d	Total (add lines 1a, b, and c)	1d	1,951,379.
e	Reduction claimed for blockage or other factors reported on lines 1a and 1c (attach detailed explanation)	1e	0.
2	Acquisition indebtedness applicable to line 1 assets	2	0.
3	Subtract line 2 from line 1d	3	1,951,379.
4	Cash deemed held for charitable activities. Enter 1 1/2% of line 3 (for greater amount, see instructions)	4	29,271.
5	Net value of noncharitable-use assets. Subtract line 4 from line 3. Enter here and on Part V, line 4	5	1,922,108.
6	Minimum investment return. Enter 5% of line 5	6	96,105.

Part XI Distributable Amount (see instructions) (Section 4942(j)(3) and (j)(5) private operating foundations and certain foreign organizations check here and do not complete this part.)

1	Minimum investment return from Part X, line 6	1	96,105.
2a	Tax on investment income for 2009 from Part VI, line 5	2a	310.
b	Income tax for 2009. (This does not include the tax from Part VI.)	2b	
c	Add lines 2a and 2b	2c	310.
3	Distributable amount before adjustments. Subtract line 2c from line 1	3	95,795.
4	Recoveries of amounts treated as qualifying distributions	4	0.
5	Add lines 3 and 4	5	95,795.
6	Deduction from distributable amount (see instructions)	6	0.
7	Distributable amount as adjusted. Subtract line 6 from line 5. Enter here and on Part XIII, line 1	7	95,795.

Part XII Qualifying Distributions (see instructions)

1	Amounts paid (including administrative expenses) to accomplish charitable, etc., purposes:		
a	Expenses, contributions, gifts, etc. - total from Part I, column (d), line 26	1a	159,096.
b	Program-related investments - total from Part IX-B	1b	0.
2	Amounts paid to acquire assets used (or held for use) directly in carrying out charitable, etc., purposes	2	
3	Amounts set aside for specific charitable projects that satisfy the:		
a	Suitability test (prior IRS approval required)	3a	
b	Cash distribution test (attach the required schedule)	3b	
4	Qualifying distributions. Add lines 1a through 3b. Enter here and on Part V, line 8, and Part XIII, line 4	4	159,096.
5	Foundations that qualify under section 4940(e) for the reduced rate of tax on net investment income. Enter 1% of Part I, line 27b	5	310.
6	Adjusted qualifying distributions. Subtract line 5 from line 4	6	158,786.

Note. The amount on line 6 will be used in Part V, column (b), in subsequent years when calculating whether the foundation qualifies for the section 4940(e) reduction of tax in those years.

Part XIII Undistributed Income (see instructions)

	(a) Corpus	(b) Years prior to 2008	(c) 2008	(d) 2009
1 Distributable amount for 2009 from Part XI, line 7				95,795.
2 Undistributed income, if any, as of the end of 2009				
a Enter amount for 2008 only			0.	
b Total for prior years:		0.		
3 Excess distributions carryover, if any, to 2009:				
a From 2004				
b From 2005				
c From 2006				
d From 2007	6,514.			
e From 2008	37,092.			
f Total of lines 3a through e	43,606.			
4 Qualifying distributions for 2009 from Part XII, line 4: ▶ \$ 159,096.				
a Applied to 2008, but not more than line 2a			0.	
b Applied to undistributed income of prior years (Election required - see instructions)		0.		
c Treated as distributions out of corpus (Election required - see instructions)	0.			
d Applied to 2009 distributable amount				95,795.
e Remaining amount distributed out of corpus	63,301.			
5 Excess distributions carryover applied to 2009 (If an amount appears in column (d), the same amount must be shown in column (a))	0.			0.
6 Enter the net total of each column as indicated below:				
a Corpus Add lines 3f, 4c, and 4e Subtract line 5	106,907.			
b Prior years' undistributed income. Subtract line 4b from line 2b		0.		
c Enter the amount of prior years' undistributed income for which a notice of deficiency has been issued, or on which the section 4942(a) tax has been previously assessed		0.		
d Subtract line 6c from line 6b. Taxable amount - see instructions		0.		
e Undistributed income for 2008. Subtract line 4a from line 2a. Taxable amount - see instr.			0.	
f Undistributed income for 2009. Subtract lines 4d and 5 from line 1. This amount must be distributed in 2010				0.
7 Amounts treated as distributions out of corpus to satisfy requirements imposed by section 170(b)(1)(F) or 4942(g)(3)	0.			
8 Excess distributions carryover from 2004 not applied on line 5 or line 7	0.			
9 Excess distributions carryover to 2010. Subtract lines 7 and 8 from line 6a	106,907.			
10 Analysis of line 9:				
a Excess from 2005				
b Excess from 2006				
c Excess from 2007	6,514.			
d Excess from 2008	37,092.			
e Excess from 2009	63,301.			

Part XIV Private Operating Foundations (see instructions and Part VII-A, question 9)

N/A

1 a If the foundation has received a ruling or determination letter that it is a private operating foundation, and the ruling is effective for 2009, enter the date of the ruling

b Check box to indicate whether the foundation is a private operating foundation described in section 4942(j)(3) or 4942(j)(5)

2 a Enter the lesser of the adjusted net income from Part I or the minimum investment return from Part X for each year listed

	Tax year				(e) Total
	(a) 2009	(b) 2008	(c) 2007	(d) 2006	
b 85% of line 2a					
c Qualifying distributions from Part XII, line 4 for each year listed					
d Amounts included in line 2c not used directly for active conduct of exempt activities					
e Qualifying distributions made directly for active conduct of exempt activities. Subtract line 2d from line 2c					
3 Complete 3a, b, or c for the alternative test relied upon:					
a "Assets" alternative test - enter:					
(1) Value of all assets					
(2) Value of assets qualifying under section 4942(j)(3)(B)(i)					
b "Endowment" alternative test - enter 2/3 of minimum investment return shown in Part X, line 6 for each year listed					
c "Support" alternative test - enter:					
(1) Total support other than gross investment income (interest, dividends, rents, payments on securities loans (section 512(a)(5)), or royalties)					
(2) Support from general public and 5 or more exempt organizations as provided in section 4942(j)(3)(B)(iii)					
(3) Largest amount of support from an exempt organization					
(4) Gross investment income					

Part XV Supplementary Information (Complete this part only if the foundation had \$5,000 or more in assets at any time during the year-see the instructions.)

1 Information Regarding Foundation Managers:

a List any managers of the foundation who have contributed more than 2% of the total contributions received by the foundation before the close of any tax year (but only if they have contributed more than \$5,000). (See section 507(d)(2).)

NONE

b List any managers of the foundation who own 10% or more of the stock of a corporation (or an equally large portion of the ownership of a partnership or other entity) of which the foundation has a 10% or greater interest.

NONE

2 Information Regarding Contribution, Grant, Gift, Loan, Scholarship, etc., Programs:

Check here if the foundation only makes contributions to preselected charitable organizations and does not accept unsolicited requests for funds. If the foundation makes gifts, grants, etc. (see instructions) to individuals or organizations under other conditions, complete items 2a, b, c, and d.

a The name, address, and telephone number of the person to whom applications should be addressed:

SEE STATEMENT 9

b The form in which applications should be submitted and information and materials they should include:

c Any submission deadlines:

d Any restrictions or limitations on awards, such as by geographical areas, charitable fields, kinds of institutions, or other factors:

FORM 990-PF

LEGAL FEES

STATEMENT 1

DESCRIPTION	(A) EXPENSES PER BOOKS	(B) NET INVEST- MENT INCOME	(C) ADJUSTED NET INCOME	(D) CHARITABLE PURPOSES
TEWS, THEISEN & THEISEN-LEGAL SERVICES INCLUDING FNDN MANAGEMENT	8,245.	6,184.		2,061.
TO FM 990-PF, PG 1, LN 16A	8,245.	6,184.		2,061.

FORM 990-PF

ACCOUNTING FEES

STATEMENT 2

DESCRIPTION	(A) EXPENSES PER BOOKS	(B) NET INVEST- MENT INCOME	(C) ADJUSTED NET INCOME	(D) CHARITABLE PURPOSES
LEVINE HAHN KILCOYNE LLP-PREPARATION OF ACCOUNTING RECORDS & WORKSHEETS, FORM 990-PF FOR STATE & FED FILING & SUNDRY CONSULTATION	7,925.	5,944.		1,981.
	0.	0.		0.
TO FORM 990-PF, PG 1, LN 16B	7,925.	5,944.		1,981.

FORM 990-PF	OTHER PROFESSIONAL FEES			STATEMENT 3
DESCRIPTION	(A) EXPENSES PER BOOKS	(B) NET INVEST- MENT INCOME	(C) ADJUSTED NET INCOME	(D) CHARITABLE PURPOSES
JPMORGAN CHASE BANK - INVESTMENT MANAGEMENT SERVICES	13,521.	13,521.		0.
TO FORM 990-PF, PG 1, LN 16C	13,521.	13,521.		0.

FORM 990-PF

TAXES

STATEMENT 4

DESCRIPTION	(A) EXPENSES PER BOOKS	(B) NET INVEST- MENT INCOME	(C) ADJUSTED NET INCOME	(D) CHARITABLE PURPOSES
2008 FOREIGN TAX PAID	356.	356.		0.
TO FORM 990-PF, PG 1, LN 18	356.	356.		0.

FORM 990-PF

OTHER EXPENSES

STATEMENT 5

DESCRIPTION	(A) EXPENSES PER BOOKS	(B) NET INVEST- MENT INCOME	(C) ADJUSTED NET INCOME	(D) CHARITABLE PURPOSES
SHIPPING EXPENSE	217.	163.		54.
SECRETARY OF STATE - FILING FEE	10.	0.		0.
ILLINOIS CHARITABLE ORGANIZATION FILING FEE	15.	0.		0.
TO FORM 990-PF, PG 1, LN 23	242.	163.		54.

FORM 990-PF	U.S. AND STATE/CITY GOVERNMENT OBLIGATIONS		STATEMENT	6
DESCRIPTION	U.S. GOV'T	OTHER GOV'T	BOOK VALUE	FAIR MARKET VALUE
TREASURY NOTES	X		274,225.	273,278.
TOTAL U.S. GOVERNMENT OBLIGATIONS			274,225.	273,278.
TOTAL STATE AND MUNICIPAL GOVERNMENT OBLIGATIONS				
TOTAL TO FORM 990-PF, PART II, LINE 10A			274,225.	273,278.

FORM 990-PF CORPORATE STOCK STATEMENT 7

DESCRIPTION	BOOK VALUE	FAIR MARKET VALUE
SEE SCHEDULE ATTACHED	1,266,787.	1,381,427.
TOTAL TO FORM 990-PF, PART II, LINE 10B	1,266,787.	1,381,427.

FORM 990-PF

GRANTS AND CONTRIBUTIONS
PAID DURING THE YEAR

STATEMENT 10

RECIPIENT NAME AND ADDRESS	RECIPIENT RELATIONSHIP AND PURPOSE OF GRANT	RECIPIENT STATUS	AMOUNT
CHRIST CHURCH, EPISCOPAL 470 MAPLE STREET, WINNETKA, IL 60093	NONE RELIGIOUS-GENERAL FUND	PUBLIC	5,000.
CYSTIC FIBROSIS GOLD COAST GUILD-3443 NORTHWEST 55TH ST, FT. LAUDERDALE, FL	NONE MEDICAL RESEARCH-RESEARCH UNIT	PUBLIC	30,000.
HENDERSON MENTAL HEALTH CENTER 4740 N STATE RD 7, #201 LAUDERDALE LAKES, FL 33319	NONE MENTAL HEALTH-GENERAL FUND	PUBLIC	10,000.
JUNIOR ACHIEVEMENT OF SOUTH FLORIDA 2335 E. ATLANTIC BLVD. #200 POMPANO BEACH, FL 33062	NONE EDUCATION-GENERAL FUND	PUBLIC	20,000.
LINCOLNWOOD PUBLIC LIBRARY 4000 W. PRATT AVE. LINCOLNWOOD, IL 60712	NONE EDUCATION-PUBLIC LIBRARY	PUBLIC	5,000.
MUSIC INSTITUTE OF CHICAGO, 517 GREEN BAY ROAD, WILMETTE, IL 60091	NONE EDUCATION-GENERAL FUND	PUBLIC	10,000.
NORTH SHORE UNIVERSITY HEALTH SYSTEM FOUNDATION 1033 UNIVERSITY PLACE-#450 EVANSTON, IL 60201	NONE MEDICAL-REHABILITATION UNIT	PUBLIC	15,000.
RAVINIA FESTIVAL INC.-418 SHERIDAN ROAD, HIGHLAND PARK, IL 60035	NONE CULTURAL ARTS-ANNUAL FUND	PUBLIC	10,000.

A. D. JOHNSON FOUNDATION

36-6124270

ST. MATTHEW'S EPISCOPAL CHURCH, 243 BARROW ST., HOUMA, LA 70361	NONE RELIGIOUS-GENERAL FUND	PUBLIC	20,000.
THE THOMAS M. COOLEY LAW SCHOOL-300 S. CAPITOL AVENUE, LANSING, MI 48901	NONE EDUCATION-GENERAL FUND	PUBLIC	10,000.
1,000 + CLUB TO BENEFIT CANCER-4300 N.E. 25 AVE, FT LAUDERDALE, FL 33308	NONE MEDICAL RESEARCH, EDUCATION, SERVICES-GENERAL FUND	PUBLIC	15,000.
FORT LAUDERDALE HISTORICAL SOCIETY, 219 SW 2ND AVE, FT LAUDERDALE, FL 33301	NONE EDUCATION-GENERAL FUND	PUBLIC	5,000.
TOTAL TO FORM 990-PF, PART XV, LINE 3A			<u>155,000.</u>

A.D. JOHNSON FOUNDATION

36-6124270

FORM 990-PF

PART XV - SUPPLEMENTARY INFORMATION

LINE 2(d) - RESTRICTIONS OR LIMITATIONS ON AWARDS

The Articles of Incorporation of the A.D. Johnson Foundation provide in part as follows:

The purpose or purposes for which the corporation is organized are:

To distribute funds at one time, or from time to time exclusively in aid of such religious, charitable, scientific, literary or educational purposes or for the prevention of cruelty to children or animals as shall be in furtherance of the public welfare and tend to promote the well-being of mankind, provided, however, that such distributions of said principal or net income thereof or both shall only be made if all of the following conditions are fulfilled:

(a) Distributions may be made only to organizations, each of which shall be a corporation, trust or community chest, fund or foundation, (i) created or organized in the United States or in any possession thereof or under the law of the United States or of any State or Territory or of any possession of the United States, (ii) organized and operated exclusively for religious, charitable, scientific, literary or educational purposes, or for the prevention of cruelty to children or animals, (iii) no part of the net earnings of which inures to the benefit of any private shareholder or individual; (iv) and no substantial part of the activities of which are carrying on propoganda, or otherwise attempting to influence legislation

A D JOHNSON FOUNDATION PCIAA 748-V19076005
 Schedule D Detail of Short-term Capital Gains and Losses

Description	Date Acquired	Date Sold	Gross Sales Price	Cost or Other Basis	Short-term Gain/Loss
10. PRAXAIR INC	10/22/2008	01/12/2009	607.41	614.15	-6.74
35. BRISTOL MYERS SQUIBB CO	07/09/2008	01/14/2009	765.24	757.21	8.03
5. PRAXAIR INC	10/22/2008	01/15/2009	299.35	307.07	-7.72
40. BAKER HUGHES INC	07/18/2008	01/23/2009	1,227.53	2,818.67	-1,591.14
15. BRISTOL MYERS SQUIBB CO	07/09/2008	02/05/2009	339.46	324.52	14.94
5. BARD C R INC	04/30/2008	02/06/2009	431.76	474.59	-42.83
20. MARATHON OIL CORP	02/22/2008	02/06/2009	533.09	1,012.52	-479.43
20. ECOLAB INC	01/14/2009	02/09/2009	702.51	670.96	31.55
30. BRISTOL MYERS SQUIBB CO	07/07/2008	02/18/2009	625.20	613.93	11.27
50. NEWS CORP INC	04/14/2008	02/23/2009	301.20	879.80	-578.60
20. STATE STREET CORP	10/15/2008	03/03/2009	453.14	1,035.86	-582.72
5. IBM CORP	07/24/2008	03/18/2009	454.78	651.85	-197.07
5. IBM CORP	07/24/2008	04/02/2009	496.28	651.85	-155.57
40. D R HORTON INC	01/26/2009	04/08/2009	387.69	259.66	128.03
5. OCCIDENTAL PETROLEUM CORP	04/25/2008	04/09/2009	292.79	431.27	-138.48
.333 TIME WARNER INC	05/05/2008	04/10/2009	7.07	12.04	-4.97
.2332 TIME WARNER CABLE INC	05/05/2008	04/10/2009	5.96	11.07	-5.11
30. ECOLAB INC	11/13/2008	04/22/2009	1,119.98	970.01	149.97
900. ISHARES TR RUSSELL MIDCAP GRWTH IDX					
25. CORNING INC	08/13/2008	04/27/2009	30,365.40	45,909.00	-15,543.60
50. AMERICAN EXPRESS CO	08/06/2008	05/01/2009	356.33	509.48	-153.15
40. D R HORTON INC	03/19/2009	05/05/2009	1,328.34	675.09	653.25
45. CONSOLIDATED EDISON INC	01/26/2009	05/13/2009	359.28	259.65	99.63
10. SCHLUMBERGER LTD	04/01/2009	05/14/2009	1,573.39	1,773.84	-200.45
20. METLIFE INC	02/06/2009	05/22/2009	519.25	439.30	79.95
50. CONOCOPHILLIPS	12/22/2008	06/02/2009	640.11	640.70	-0.59
1325.498 JPMORGAN INTERNATIONAL EQUITY INDEX FUND	03/18/2009	06/04/2009	2,287.57	2,338.99	-51.42
10. WELLPPOINT INC	12/18/2008	06/09/2009	20,783.81	19,736.66	1,047.15
30. ZIMMER HOLDINGS INC	04/09/2009	06/09/2009	450.91	403.47	47.44
25. HESS CORP	02/06/2009	07/02/2009	1,213.85	1,210.58	3.27
15. ROCKWELL INTERNATIONAL CORP NEW	01/28/2009	07/08/2009	1,183.36	2,104.02	-920.66
25. JUNIPER NETWORKS INC	04/09/2009	07/08/2009	447.59	426.81	20.78
Totals	04/02/2009	07/22/2009	632.43	412.09	220.34

A D JOHNSON FOUNDATION PCIAA 748-V19076005
 Schedule D Detail of Short-term Capital Gains and Losses

Description	Date Acquired	Date Sold	Gross Sales Price	Cost or Other Basis	Short-term Gain/Loss
25. JUNIPER NETWORKS INC	04/02/2009	07/23/2009	660.14	409.79	250.35
40. LAM RESEARCH CORP	10/28/2008	07/24/2009	1,276.10	815.92	460.18
10. WELLPOINT INC	04/09/2009	07/28/2009	539.75	403.47	136.28
22.591 TIME WARNER CABLE INC	02/23/2009	07/30/2009	753.28	621.37	131.91
25. URBAN OUTFITTERS INC	04/02/2009	08/13/2009	711.33	384.63	326.70
50. GENERAL ELECTRIC CO	10/02/2008	09/01/2009	665.82	1,111.95	-446.13
50. NATIONAL SEMICONDUCTOR	04/09/2009	09/09/2009	779.80	627.37	152.43
5. CAREFUSION CORPORATION	06/09/2009	09/11/2009	9.32	8.30	1.02
20. SAFEWAY INC NEW	02/27/2009	09/11/2009	400.41	364.88	35.53
40. WYETH	01/28/2009	09/14/2009	1,914.58	1,706.09	208.49
12. CAREFUSION CORPORATION	06/09/2009	09/17/2009	260.70	199.32	61.38
850. ISHARES MSCI ASIAN EX	06/10/2009	09/17/2009	44,855.90	38,771.90	6,084.00
25. ALTRIA GROUP INC	01/20/2009	09/22/2009	447.76	432.00	15.76
15. EXXON MOBIL CORPORATION	05/13/2009	10/02/2009	997.49	1,046.40	-48.91
25. MCKESSON CORP FORMERLY MCKESSON HBOC INC	04/02/2009	10/07/2009	1,471.46	885.37	586.09
5. AMERIPRISE FINANCIAL INC	12/12/2008	10/13/2009	179.68	99.95	79.73
25. ANADARKO PETROLEUM CORP	05/22/2009	10/15/2009	1,637.15	1,087.42	549.73
15. CATERPILLAR INC	02/06/2009	10/15/2009	812.24	503.73	308.51
15. CATERPILLAR INC	04/15/2009	11/05/2009	862.56	494.78	367.78
155.569 ASTON FDS TAMRO SMALL CAP FD CL I*	04/27/2009	11/16/2009	2,500.00	2,002.17	497.83
1576.044 ARTIO INTERNATIONAL EQUITY II - I	06/09/2009	11/16/2009	20,000.00	16,453.90	3,546.10
3654.971 GOLDMAN SACHS TRUST	01/23/2009	11/16/2009	25,000.00	19,261.70	5,738.30
166.058 HARTFORD CAPITAL APPRECIATION FUND	04/27/2009	11/16/2009	5,000.00	3,676.52	1,323.48
70. ISHARES RUSSELL 2000 INDEX FUND	07/28/2009	11/16/2009	4,220.89	3,848.07	372.82
3808.594 IVY LARGE CAP GROWTH	06/09/2009	11/16/2009	44,141.60	39,000.00	5,141.60
333.778 NUVEEN NWO VALUE OPPORTUNITIES FUND	06/09/2009	11/16/2009			
30. SPDR GOLD TRUST	06/09/2009	11/16/2009	10,000.00	8,294.38	1,705.62
2053.388 VANGUARD FXD INCM SECS INT TM CORP*	01/23/2009	11/16/2009	3,335.31	2,599.20	736.11
Totals	06/09/2009	11/16/2009	20,000.00	18,151.95	1,848.05

JSA
9F0371 2 000

A D JOHNSON FOUNDATION PCIAA 748-V19076005
 Schedule D Detail of Long-term Capital Gains and Losses

Description	Date Acquired	Date Sold	Gross Sales Price	Cost or Other Basis	Long-term Gain/Loss
15% RATE CAPITAL GAINS (LOSSES)					
5. APPLE COMPUTER INC	01/08/2008	01/14/2009	425.20	899.94	-474.74
10. DANAHER CORP	01/04/2008	01/14/2009	522.12	857.69	-335.57
5. NIKE INC CL B	01/07/2008	01/14/2009	234.42	308.90	-74.48
15. PHILIP MORRIS INTL INC	07/01/2003	01/14/2009	619.05	362.72	256.33
20. YUM! BRANDS INC	01/09/2008	01/14/2009	568.71	741.65	-172.94
5. APPLE COMPUTER INC	01/08/2008	01/15/2009	406.29	899.94	-493.65
15. JOHNSON CONTROLS	01/04/2006	01/15/2009	252.30	372.50	-120.20
35. NEWS CORP INC	05/24/2007	01/16/2009	281.51	779.06	-497.55
100. NEWS CORP INC	06/29/2007	01/16/2009	797.27	2,175.97	-1,378.70
15. COLGATE PALMOLIVE CO	01/09/2008	01/20/2009	942.51	1,219.41	-276.90
10. AFLAC INC	01/03/2008	01/21/2009	353.84	631.50	-277.66
10. ADVANCE AUTO PARTS INC	01/07/2008	01/22/2009	319.80	358.88	-39.08
15. COLGATE PALMOLIVE CO	01/09/2008	01/23/2009	918.89	1,219.41	-300.52
10. DANAHER CORP	01/04/2008	01/26/2009	557.17	857.69	-300.52
25. XTO ENERGY INC	01/03/2008	01/27/2009	918.89	1,336.75	-417.86
15. AT&T INC	10/10/2007	01/28/2009	391.64	632.80	-241.16
10. EXXON MOBIL CORPORATION	01/07/2008	01/28/2009	784.77	930.20	-145.43
15. SCHERING PLOUGH CORP	08/03/2007	01/28/2009	280.90	439.76	-158.86
50. CISCO SYSTEMS INC	06/12/2007	01/29/2009	801.42	1,308.35	-506.93
5. ADVANCE AUTO PARTS INC	01/07/2008	02/04/2009	167.88	179.44	-11.56
15. BANK OF NEW YORK MELLON	01/08/2008	02/05/2009	415.45	731.68	-316.23
20. UNITED TECHNOLOGIES CORP	10/17/2007	02/06/2009	974.36	1,527.30	-552.94
15. PEPSICO INC	01/09/2008	02/09/2009	797.10	1,183.69	-386.59
20. BANK OF NEW YORK MELLON	01/08/2008	02/17/2009	474.41	975.57	-501.16
20. AMERIPRISE FINANCIAL INC	01/04/2008	02/18/2009	364.20	1,077.50	-713.30
50. MERCK & COMPANY INC	01/10/2008	02/18/2009	1,415.58	2,803.82	-1,388.24
25. XTO ENERGY INC	01/03/2008	02/19/2009	801.01	1,336.75	-535.74
15. AFLAC INC	01/03/2008	02/23/2009	246.32	947.26	-700.94
115. NEWS CORP INC	11/13/2007	02/23/2009	692.77	2,419.96	-1,727.19
40. GENERAL ELECTRIC CO	01/14/2008	02/27/2009	346.42	1,415.83	-1,069.41
55. GENERAL ELECTRIC CO	01/14/2008	02/27/2009	495.32	1,643.66	-1,148.34
10. NIKE INC CL B	01/07/2008	02/27/2009	407.33	617.80	-210.47
Totals					

USA
 9F0970 2 000

A D JOHNSON FOUNDATION PCIAA 748-V19076005
 Schedule D Detail of Long-term Capital Gains and Losses

Description	Date Acquired	Date Sold	Gross Sales Price	Cost or Other Basis	Long-term Gain/Loss
15. ADVANCE AUTO PARTS INC	01/07/2008	03/03/2009	575.80	538.33	37.47
10. GILEAD SCIENCES INC	01/07/2008	03/04/2009	452.43	469.08	-16.65
10. ABBOTT LABORATORIES	01/10/2008	03/10/2009	466.02	605.50	-139.48
10. ADVANCE AUTO PARTS INC	01/07/2008	03/10/2009	379.47	358.89	20.58
10. DANAHER CORP	01/04/2008	03/12/2009	532.87	857.69	-324.82
15. MORGAN STANLEY	10/24/2007	03/16/2009	378.63	918.61	-539.98
25. CISCO SYSTEMS INC	03/01/2007	03/17/2009	395.00	654.00	-259.00
30. MORGAN STANLEY	09/24/2004	03/17/2009	699.40	1,240.32	-540.92
30. MARATHON OIL CORP	02/22/2008	03/18/2009	715.35	1,518.77	-803.42
5. DANAHER CORP	01/04/2008	03/19/2009	275.14	428.84	-153.70
35. CISCO SYSTEMS INC	03/14/2007	03/23/2009	587.00	904.74	-317.74
40. MERCK & COMPANY INC	01/28/2008	03/23/2009	1,102.93	1,919.72	-816.79
40. FIRST ENERGY CORP	01/04/2008	04/01/2009	1,545.91	2,912.80	-1,366.89
10. ADVANCE AUTO PARTS INC	01/07/2008	04/02/2009	402.00	358.88	43.12
35. AETNA INC NEW	01/09/2008	04/02/2009	856.10	2,061.16	-1,205.06
25. CISCO SYSTEMS INC	03/14/2007	04/02/2009	447.30	643.14	-195.84
5. GILEAD SCIENCES INC	01/07/2008	04/02/2009	223.76	234.54	-10.78
60. WELLS FARGO COMPANY NEW	06/13/2007	04/02/2009	930.04	2,156.87	-1,226.83
30. XILINX INC	11/09/2007	04/03/2009	597.57	697.54	-99.97
15. BOEING CO	09/27/2005	04/06/2009	551.60	986.32	-434.72
15. AETNA INC NEW	01/09/2008	04/09/2009	378.99	883.36	-504.37
15. QUALCOMM INC	01/14/2008	04/09/2009	624.56	601.04	23.52
5. SCHLUMBERGER LTD	01/12/2007	04/09/2009	223.79	287.64	-63.85
20. DANAHER CORP	01/04/2008	04/15/2009	1,077.69	1,715.37	-637.68
1040. ISHARES TR RUSSELL 1000	10/26/2005	04/27/2009	39,654.18	50,857.35	-11,203.17
780. ISHARES RUSSELL 2000 INDEX FUND	10/26/2005	04/27/2009	36,811.76	49,500.02	-12,688.26
3810.775 JPMORGAN INTREPID AMERICA FUND	12/17/2007	04/27/2009	58,000.00	89,841.13	-31,841.13
65. BANK OF AMERICA CORP NEW	11/06/2007	04/29/2009	555.10	2,902.03	-2,346.93
5. IBM CORP	07/01/2003	04/29/2009	521.12	416.27	104.85
30. WELLS FARGO COMPANY NEW	11/30/2007	04/29/2009	594.66	1,005.13	-410.47
35. XILINX INC	12/11/2007	04/29/2009	704.44	799.24	-94.80
25. CORNING INC	10/24/2007	05/01/2009	356.33	572.71	-216.38
35. JOHNSON CONTROLS	01/04/2006	05/13/2009	617.47	869.18	-251.71
Totals					

USA
9F0970 2 000

A D JOHNSON FOUNDATION PCIAA 748-V19076005
 Schedule D Detail of Long-term Capital Gains and Losses

Description	Date Acquired	Date Sold	Gross Sales Price	Cost or Other Basis	Long-term Gain/Loss
15. SCHLUMBERGER LTD	01/12/2007	05/13/2009	797.53	862.94	-65.41
10. IBM CORP	07/01/2003	05/22/2009	1,026.32	832.53	193.79
20. KOHLS CORP	12/17/2007	05/22/2009	825.66	951.50	-125.84
10. MONSANTO COMPANY	01/03/2008	05/22/2009	868.04	1,171.94	-303.90
25. SCHLUMBERGER LTD	01/12/2007	05/22/2009	1,298.12	1,438.22	-140.10
20. MERCK & COMPANY INC	01/26/2007	06/03/2009	547.34	920.13	-372.79
25. BARD C R INC	04/30/2008	06/08/2009	1,837.34	2,351.37	-514.03
20. DANAHER CORP	01/04/2008	06/08/2009	1,261.71	1,715.37	-453.66
20. DEVON ENERGY CORPORATION	01/10/2008	06/09/2009	1,278.62	1,501.35	-222.73
1040. ISHARES TR RUSSELL 1000	10/26/2005	06/09/2009	43,441.76	50,857.34	-7,415.58
3218. JPMORGAN INTREPID AMERICA FUND	10/28/2005	06/09/2009	54,609.46	74,528.88	-19,919.42
12638.578 JPMORGAN INTERNATIONAL EQUITY INDEX FUND	12/17/2007	06/09/2009	198,172.90	226,177.04	-28,004.14
40. MERCK & COMPANY INC	01/26/2007	06/09/2009	1,027.90	1,838.54	-810.64
10. NIKE INC CL B	01/07/2008	06/18/2009	556.71	617.80	-61.09
10. EXXON MOBIL CORPORATION	01/07/2008	06/19/2009	710.18	930.20	-220.02
5. NIKE INC CL B	01/07/2008	06/24/2009	268.33	308.90	-40.57
15. SAFEWAY INC NEW	10/17/2007	06/24/2009	308.40	484.68	-176.28
10. YUM! BRANDS INC	01/09/2008	06/24/2009	326.51	370.83	-44.32
10. CVS CORP	01/07/2008	07/01/2009	317.72	378.42	-60.70
20. EXXON MOBIL CORPORATION	01/07/2008	07/01/2009	1,414.01	1,860.40	-446.39
20. SAFEWAY INC NEW	10/17/2007	07/06/2009	396.93	639.33	-242.40
10. EXXON MOBIL CORPORATION	06/06/2008	07/07/2009	669.92	907.30	-237.38
100. YAHOO! INC	01/10/2008	07/29/2009	1,528.96	2,349.93	-820.97
14.409 TIME WARNER CABLE INC	05/05/2008	07/30/2009	480.46	665.03	-184.57
25. TD AMERITRADE HOLDING CORPORATION	04/18/2007	08/10/2009	482.04	391.55	90.49
50. GENERAL ELECTRIC CO	07/01/2003	08/13/2009	707.48	1,433.00	-725.52
90. GENERAL ELECTRIC CO	07/01/2003	09/01/2009	1,198.48	2,579.40	-1,380.92
60000. FEDERAL HOME LOAN BANK	01/30/2008	09/09/2009	64,678.20	63,404.94	1,273.26
70000. FED NATL MTG ASSN 5.375% DUE 11/15/2011	11/03/2005	09/09/2009	76,219.50	71,544.27	4,675.23
50000. U S A NOTES	06/26/2003	09/09/2009	53,814.45	52,242.19	1,572.26
150000. U S A NOTES	02/03/2005	09/09/2009	150,462.89	149,951.90	510.99
Totals					

A D JOHNSON FOUNDATION PCIAA 748-V19076005
 Schedule D Detail of Long-term Capital Gains and Losses

Description	Date Acquired	Date Sold	Gross Sales Price	Cost or Other Basis	Long-term Gain/Loss
100000. U S A NOTES	03/08/2005	09/09/2009	101,191.41	99,868.50	1,322.91
76. SAFEWAY INC NEW	11/13/2007	09/11/2009	1,521.57	2,004.04	-482.47
50. EXELON CORPORATION	07/09/2008	09/14/2009	2,414.81	4,471.55	-2,056.74
185. SCHERING PLOUGH CORP	10/22/2007	09/14/2009	5,297.45	5,291.10	6.35
296.345 JPMORGAN ASIA EQUITY	05/20/2008	09/16/2009	9,000.00	10,941.06	-1,941.06
4059.54 JPMORGAN HIGHYIELD BOND FUND	01/30/2008	09/16/2009	30,000.00	31,583.22	-1,583.22
2023. JPMORGAN MULTI-CAP MARKET NEUTRAL FUND	10/28/2005	09/16/2009	20,533.45	21,918.69	-1,385.24
5. APACHE CORP	01/04/2008	09/18/2009	470.83	549.00	-78.17
10. PEPSCO INC	01/09/2008	09/22/2009	585.23	789.13	-203.90
35. EXXON MOBIL CORPORATION	06/06/2008	10/02/2009	2,327.47	2,310.43	17.04
30. AMERIPRISE FINANCIAL INC	01/04/2008	10/13/2009	1,078.06	1,616.26	-538.20
25. PRAXAIR INC	03/04/2004	10/14/2009	2,082.81	924.75	1,158.06
50. MERCK & CO INC	04/02/2007	11/04/2009	1,609.81	2,211.29	-601.48
25. ISHARES LEHMAN US TREASURY INFLATION	10/26/2005	11/16/2009	2,628.18	2,561.41	66.77
463.918 JPMORGAN ASIA EQUITY	05/20/2008	11/16/2009	14,850.00	17,127.85	-2,277.85
368.753 JPMORGAN INTREPID AMERICA FUND	10/28/2005	11/16/2009	7,600.00	8,540.32	-940.32
1201.717 JP MORGAN US REAL ESTATE FUND	12/15/2006	11/16/2009	14,000.00	24,900.81	-10,900.81
188.305 JPMORGAN MULTI-CAP MARKET NEUTRAL FUND	10/28/2005	11/16/2009	1,900.00	2,040.24	-140.24
225.734 JPMORGAN DIVERSIFIED MID CAP GROWTH FUND	12/15/2006	11/16/2009	4,000.00	5,563.18	-1,563.18
25. AXIS CAPITAL HOLDINGS LTD	09/16/2008	11/16/2009	737.43	849.77	-112.34
5. GOLDMAN SACHS GROUP INC	04/04/2008	12/07/2009	830.75	888.58	-57.83
10. AOL INC	12/05/2008	12/10/2009	231.32	221.11	10.21
15. THE TRAVELERS COMPANIES	09/16/2008	12/14/2009	763.14	731.86	31.28
10. THE TRAVELERS COMPANIES	09/16/2008	12/16/2009	497.43	487.91	9.52
5. THE TRAVELERS COMPANIES	10/31/2008	12/16/2009	253.15	200.51	52.64
TOTAL 15% RATE CAPITAL GAINS (LOSSES)			1058147.00	1218709.00	-160,562.00
Totals			1058147.00	1218709.00	-160,562.00

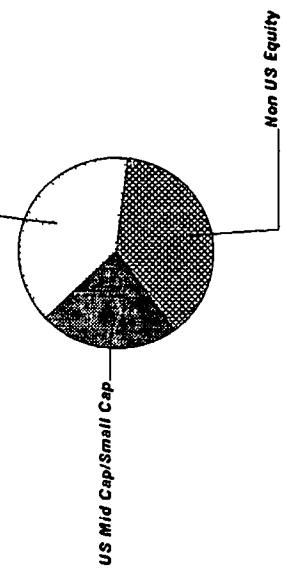
IRVING

A D JOHNSON FOUNDATION PCIAA ACCT. X19076516
For the Period 12/1/09 to 12/31/09

Equity Summary

Asset Categories	Beginning Market Value	Ending Market Value	Change In Value	Current Allocation
US Large Cap	420,837.05	427,162.47	6,325.42	22%
US Mid Cap/Small Cap	238,969.24	251,375.59	12,406.35	12%
Non US Equity	417,285.71	414,600.12	(2,685.59)	20%
Total Value	\$1,077,092.00	\$1,093,138.18	\$16,046.18	64%

Asset Categories



Market Value/Cost	Current Period Value
Market Value	1,093,138.18
Tax Cost	997,412.53
Unrealized Gain/Loss	95,725.65
Estimated Annual Income	18,394.22
Accrued Dividends	722.72
Yield	1.68%

A D JOHNSON FOUNDATION PCIAA ACCT. X19076516
For the Period 12/1/09 to 12/31/09

Equity Detail

	Quantity	Price	Market Value	Tax Cost	Unrealized Gain/Loss	Estimated Annual Income	Yield
						Accrued Dividends	
US Large Cap							
ABBOTT LABORATORIES 002824-10-0 ABT	110 000	53.99	5,938.90	5,454.10	484.80	176.00	2.96%
ADVANCED AUTO PARTS INC 00751Y-10-6 AAP	25 000	40.48	1,012.00	880.49	131.51	6.00 1.50	0.59%
AETNA INC 00817Y-10-8 AET	85 000	31.70	2,694.50	2,130.16	564.34	3.40	0.13%
AFLAC INC 001055-10-2 AFL	40 000	46.25	1,850.00	1,768.96	81.04	44.80	2.42%
AMAZON COM INC 023135-10-6 AMZN	10 000	134.52	1,345.20	830.28	514.92		
ANADARKO PETROLEUM CORP 032511-10-7 APC	20 000	62.42	1,248.40	862.36	386.04	7.20	0.58%
APACHE CORP 037411-10-5 APA	40 000	103.17	4,126.80	3,924.11	202.69	24.00	0.58%
APPLE INC. 037833-10-0 AAPL	30 000	210.73	6,321.96	2,670.73	3,651.23		
APPLIED MATERIALS INC 038222-10-5 AMAT	220 000	13.94	3,066.80	2,909.23	157.57	52.80	1.72%
AT&T INC 00206R-10-2 T	130 000	28.03	3,643.90	5,042.54	(1,398.64)	218.40	5.99%
BANK OF AMERICA CORP 060505-10-4 BAC	365 000	15.06	5,496.90	9,860.03	(4,363.13)	14.60	0.27%

A D JOHNSON FOUNDATION PCIAA ACCT. X19076516
 For the Period 12/1/09 to 12/31/09

	Quantity	Price	Market Value	Tax Cost	Unrealized Gain/Loss	Estimated Annual Income Accrued Dividends	Yield
US Large Cap							
BANK OF NEW YORK MELLON CORP 064058-10-0 BK	120,000	27.97	3,356.40	4,872.55	(1,516.15)	43.20	1.29%
BAXTER INTERNATIONAL INC 071813-10-9 BAX	40,000	58.68	2,347.20	1,968.71	378.49	46.40 11.60	1.98%
BB & T CORP 054937-10-7 BBT	55,000	25.37	1,395.35	1,028.73	366.62	33.00	2.36%
BOEING CO 097023-10-5 BA	25,000	54.13	1,353.25	1,643.86	(290.61)	42.00	3.10%
BRISTOL MYERS SQUIBB CO 110122-10-8 BMY	100,000	25.25	2,525.00	2,032.32	492.68	128.00 32.00	5.07%
CARDINAL HEALTH INC 14149Y-10-8 CAH	25,000	32.24	806.00	541.43	264.57	17.50 4.38	2.17%
CATERPILLAR INC 149123-10-1 CAT	20,000	56.99	1,139.80	553.78	586.02	33.60	2.95%
CELGENE CORPORATION 151020-10-4 CELG	65,000	55.68	3,619.20	3,235.65	383.55		
CHEVRON CORP 166764-10-0 CVX	55,000	76.99	4,234.45	3,677.75	556.70	149.60	3.53%
CISCO SYSTEMS INC 17275R-10-2 CSCO	309,000	23.94	7,397.46	6,239.13	1,158.33		
CITIGROUP INC 172967-10-1 C	550,000	3.31	1,820.50	2,306.49	(485.99)		
COACH INC 189754-10-4 COH	30,000	36.53	1,095.90	1,015.12	80.78	9.00	0.82%

A D JOHNSON FOUNDATION PCIAA ACCT. X19076516
 For the Period 12/1/09 to 12/31/09

	Quantity	Price	Market Value	Tax Cost	Unrealized Gain/Loss	Estimated Annual Income Accrued Dividends	Yield
US Large Cap							
FREEMONT-MCMORAN COPPER & GOLD INC CL B 35671D-85-7 FCX	55,000	80.29	4,415.95	3,492.81	923.14	33.00	0.75%
GENERAL MILLS INC 370334-10-4 GIS	20,000	70.81	1,416.20	1,098.15	318.05	39.20	2.77%
GILEAD SCIENCES INC 375558-10-3 GILD	60,000	43.27	2,596.20	2,814.51	(218.31)		
GOLDMAN SACHS GROUP INC 38141G-10-4 GS	35,000	168.84	5,909.40	3,708.57	2,200.83	49.00	0.83%
GOOGLE INC CL A 38259P-50-8 GOOG	13,000	619.98	8,059.74	5,735.19	2,324.55		
HARTFORD CAPITAL APPRECIATION FUND 416649-30-9 ITHI X	1,640,627	30.61	50,219.59	36,323.48	13,896.11	703.82	1.40%
HEWLETT-PACKARD CO 428236-10-3 HPQ	189,000	51.51	9,735.39	4,026.06	5,709.33	60.48 15.12	0.62%
HONEYWELL INTERNATIONAL INC 438516-10-6 HON	30,000	39.20	1,176.00	1,233.12	(57.12)	36.30	3.09%
INTERNATIONAL GAME TECHNOLOGY 459902-10-2 IGT	40,000	18.77	750.80	608.39	142.41	9.60 2.40	1.28%
INTERNATIONAL BUSINESS MACHINES CORP 459200-10-1 IBM	27,000	130.90	3,534.30	2,231.61	1,302.69	55.40	1.68%
JOHNSON CONTROLS INC 478366-10-7 JCI	130,000	27.24	3,541.20	2,731.26	809.94	67.60 16.90	1.91%

A D JOHNSON FOUNDATION PCIAA ACCT. X19076516
For the Period 12/1/09 to 12/31/09

	Quantity	Price	Market Value	Tax Cost	Unrealized Gain/Loss	Estimated Annual Income	Yield
						Accrued Dividends	
US Large Cap							
JPMORGAN INTREPID AMERICA FUND SELECT SHARE CLASS FUND 1206 4812A2-10-8 JPIA X	1,945,552	20.31	39,514.16	42,493.52	(2,979.36)	747.09	1.89%
JUNIPER NETWORKS INC 48203R-10-4 JNPR	105,000	26.67	2,800.35	2,189.08	611.27		
MASTERCARD INC - CLASS A 57636Q-10-4 MA	8,000	255.98	2,047.84	1,448.98	598.86	4.80	0.23%
MERCK & CO INC 58933Y-10-5 MRK	180,000	36.54	6,577.20	5,882.16	695.04	273.60 68.40	4.16%
METLIFE INC 59156R-10-8 MET	30,000	35.35	1,060.50	793.66	266.84	22.20	2.09%
MICROSOFT CORP 594918-10-4 MSFT	416,000	30.48	12,679.68	10,272.39	2,407.29	216.32	1.71%
MONSANTO CO 61166W-10-1 MON	25,000	81.75	2,043.75	2,537.49	(493.74)	26.50	1.30%
MORGAN STANLEY 617446-44-8 MS	113,000	29.60	3,344.80	3,096.35	248.45	22.60	0.68%
NATIONAL SEMICONDUCTOR CORP 637640-10-3 NSM	55,000	15.36	844.80	650.00	194.80	17.60 4.40	2.08%
NETAPP INC 64110D-10-4 NTAP	35,000	34.36	1,202.60	547.90	654.70		
NIKE INC B 654106-10-3 NIKE	30,000	66.07	1,982.10	1,794.63	187.47	32.40 8.10	1.63%

A D JOHNSON FOUNDATION PCIAA ACCT. X19076516
For the Period 12/1/09 to 12/31/09

	Quantity	Price	Market Value	Tax Cost	Unrealized Gain/Loss	Estimated Annual Income	Yield
						Accrued Dividends	
US Large Cap							
NORFOLK SOUTHERN CORP 655844-10-8 NSC	145,000	52.42	7,600.90	6,115.24	1,485.66	197.20	2.59%
OCCIDENTAL PETROLEUM CORP 674599-10-5 OXY	65,000	81.35	5,287.75	4,261.29	1,026.46	85.80 21.45	1.62%
ORACLE CORP 68389X-10-5 ORCL	120,000	24.53	2,943.60	2,516.24	427.36	24.00	0.82%
PACCAR INC 693718-10-8 PCAR	70,000	36.27	2,538.90	2,315.39	223.51	25.20	0.99%
PARKER-HANNIFIN CORP 701094-10-4 PH	40,000	53.88	2,155.20	1,847.90	307.30	40.00	1.86%
PAYCHEX INC 704326-10-7 PAYX	35,000	30.64	1,072.40	911.86	160.54	43.40	4.05%
PEPSICO INC 713448-10-8 PEP	60,000	60.80	3,648.00	3,854.38	(206.38)	108.00 27.00	2.96%
PFIZER INC 717081-10-3 PFE	355,000	18.19	6,457.45	5,235.86	1,221.59	255.60	3.96%
PHILIP MORRIS INTERNATIONAL 718172-10-9 PM	81,000	48.19	3,903.39	2,522.74	1,380.65	187.92 46.98	4.81%
PRAXAIR INC 74005P-10-4 PX	32,000	80.31	2,569.92	1,183.69	1,386.23	51.20	1.99%
PROCTER & GAMBLE CO 742718-10-9 PG	140,000	60.63	8,488.20	8,711.90	(223.70)	246.40	2.90%
PRUDENTIAL FINANCIAL INC 744320-10-2 PRU	55,000	49.76	2,736.80	2,205.62	531.18	38.50	1.41%



A D JOHNSON FOUNDATION PCIAA ACCT. X19076516
For the Period 12/1/09 to 12/31/09

	Quantity	Price	Market Value	Tax Cost	Unrealized Gain/Loss	Estimated Annual Income Accrued Dividends	Yield
US Large Cap							
QUALCOMM INC 747525-10-3 QCOM	107 000	46.26	4,949 82	2,854 59	2,095 23	72 76	1.47%
SCHLUMBERGER LTD 806857-10-8 SLB	45 000	65 09	2,929 05	1,816 47	1,112 58	37 80 9.45	1.29%
SOUTHERN CO 842987-10-7 SO	45 000	33 32	1,499 40	1,283 96	215.44	78 75	5.25%
SOUTHWESTERN ENERGY CO 845467-10-9 SWN	25 000	48 20	1,205 00	1,079 74	125 26		
SPDR TRUST SERIES 1 78462F-10-3 SPY	388 000	111 44	43,238 72	42,571 36	667 36	916.06 228.99	2.12%
SPRINT NEXTEL CORP 852061-10-0 S	275 000	3.66	1,006.50	1,117 80	(111 30)		
STAPLES INC 855030-10-2 SPLS	135 000	24.59	3,319 65	2,840.87	478 78	44.55 11.14	1.34%
STARWOOD HOTELS & RESORTS 85590A-40-1 HOT	60 000	36.57	2,194.20	1,280.44	913 76	12 00 12 00	0.55%
SYSCO CORP 871829-10-7 SY	75 000	27.94	2,095 50	2,371 04	(275 54)	75.00 18 75	3.58%
TD AMERITRADE HOLDING CORPORATION 87236Y-10-8 AMTD	50 000	19.38	969 00	783.10	185 90		
TIME WARNER INC NEW 887317-30-3 TWX	148 000	29 14	4,312 72	3,658 26	654 46	111 00	2.57%
UNITED TECHNOLOGIES CORP 913017-10-9 UTX	75 000	69 41	5,205 75	4,207 77	997.98	115 50	2.22%

A D JOHNSON FOUNDATION PCIAA ACCT. X19076516
For the Period 12/1/09 to 12/31/09

	Quantity	Price	Market Value	Tax Cost	Unrealized Gain/Loss	Estimated Annual Income Accrued Dividends	Yield
US Large Cap							
URBAN OUTFITTERS INC 917047-10-2 URBN	40,000	34.99	1,399.60	598.56	801.04		
US BANCORP DEL 902973-30-4 USB	160,000	22.51	3,601.60	4,342.72	(741.12)	32.00 8.00	0.89%
V F CORP 918204-10-8 VFC	20,000	73.24	1,464.80	1,146.10	318.70	48.00	3.28%
VERIZON COMMUNICATIONS INC 92343V-10-4 VZ	166,000	33.13	5,499.58	6,198.79	(699.21)	315.40	5.73%
WAL MART STORES INC 931142-10-3 WMT	77,000	53.45	4,115.65	3,609.21	506.44	83.93 20.98	2.04%
WALT DISNEY CO 254687-10-6 DIS	205,000	32.25	6,611.25	5,300.62	1,310.63	71.75 71.75	1.09%
WELLPOINT INC 94973V-10-7 WLP	15,000	58.29	874.35	800.29	74.06		
WELLS FARGO & CO 949746-10-1 WFC	180,000	26.99	4,858.20	4,244.62	613.58	36.00	0.74%
XILINX CORP 983919-10-1 XLNX	95,000	25.06	2,380.70	2,052.24	328.46	60.80	2.55%
YUM BRANDS INC 988498-10-1 YUM	70,000	34.97	2,447.90	2,456.86	(8.96)	58.80	2.40%
Total US Large Cap			\$427,162.47	\$368,398.72	\$58,763.75	\$7,748.05 \$710.22	1.81%

A D JOHNSON FOUNDATION PCIAA ACCT. X19076516
For the Period 12/1/09 to 12/31/09

	Quantity	Price	Market Value	Tax Cost	Unrealized Gain/Loss	Estimated Annual Income Accrued Dividends	Yield
US Mid Cap/Small Cap							
ASTON FDS TAMRO S CAP I 00078H-14-1 ATSI X	1,281.882	16.66	21,356.15	16,497.83	4,858.32	17.94	0.08%
ISHARES RUSSELL 2000 INDEX FUND 464287-65-5 IWM	660.000	62.44	41,210.40	36,281.78	4,928.62	668.58	1.62%
ISHARES S&P MIDCAP 400 INDEX FUND 464287-50-7 IJH	454.000	72.41	32,874.14	31,991.29	882.85	611.08	1.86%
JPMORGAN MULTI-CAP MARKET NEUTRAL FUND SELECT SHARE CLASS FUND 2023 4812C1-67-8 OGNIX	2,881.380	10.11	29,130.75	31,167.13	(2,036.38)		
JPMORGAN MID CAP GROWTH SELECT SHARE CLASS FUND 3120 4812C1-71-0 HLGE X	2,715.534	18.32	49,748.58	53,446.77	(3,698.19)		
JPMORGAN TRI HIGHBRIDGE STATISTICAL MARKET NEUTRAL FUND SELECT SHARES FUND # 1011 4812A2-43-9 HSKS X	1,865.672	15.74	29,365.68	30,000.00	(634.32)	61.56	0.21%
JPMORGAN US REAL ESTATE FUND SELECT SHARE CLASS FUND 3037 4812C0-61-3 SUJIE X	3,849.786	12.21	47,005.89	71,779.93	(24,774.04)	1,081.78	2.30%



A D JOHNSON FOUNDATION PCIAA ACCT. X19076516
For the Period 12/1/09 to 12/31/09

	Quantity	Price	Market Value	Tax Cost	Unrealized Gain/Loss	Estimated Annual Income	Yield
						Accrued Dividends	
US Mid Cap/Small Cap							
KB HOME	50,000	13.68	684.00	834.96	(150.96)	12.50	1.83%
48666K-10-9 KBH							
Total US Mid Cap/Small Cap			\$251,375.59	\$271,999.69	(\$20,624.10)	\$2,453.44	0.98%
Non US Equity							
ACE LTD NEW	35,000	50.40	1,764.00	1,609.21	154.79	43.40	2.46%
H0023R-10-5 ACE							
ARTIO INTERNATIONAL EQUITY II - I	7,767,826	11.78	91,504.99	81,096.10	10,408.89	4,497.57	4.92%
04315J-83-7 JETI X							
COOPER INDUSTRIES PLC CL - A	50,000	42.64	2,132.00	1,671.08	460.92	50.00	2.35%
G24140-10-8 CBE						12.50	
COVIDIEN PLC	70,000	47.89	3,352.30	2,591.78	760.52	50.40	1.50%
G2554F-10-5 COV							
ISHARES MSCI EAFE INDEX FUND	381,000	55.28	21,061.68	21,507.45	(445.77)	549.02	2.61%
464287-46-5 EFA							
JPMORGAN ASIA EQUITY FUND	2,292,497	31.20	71,525.91	59,931.09	11,594.82	263.63	0.37%
SELECT SHARE CLASS							
FUND 1134							
4812A0-70-6 JPAS X							
JPMORGAN INTERNATIONAL VALUE FUND	5,921,485	12.68	75,084.43	69,000.00	6,084.43	1,817.89	2.42%
SELECT SHARE CLASS							
FUND 1296							
4812A0-56-5 JIES X							


Cash & Short Term Summary

Asset Categories	Beginning Market Value	Ending Market Value	Change In Value	Current Allocation
Cash	112,292.18	123,407.98	11,115.80	6%
Short Term	97,692.95	97,322.85	(370.10)	5%
Total Value	\$209,985.13	\$220,730.83	\$10,745.70	11%

Asset Categories



Market Value/Cost	Current Period Value
Market Value	220,730.83
Tax Cost	221,564.10
Unrealized Gain/Loss	(833.27)
Estimated Annual Income	3,867.63
Accrued Interest	715.37
Yield	0.21%



A D JOHNSON FOUNDATION PCIAA ACCT. X19076516
 For the Period 12/1/09 to 12/31/09



00640750180203258209
 00740730540010023509

Cash & Short Term Summary CONTINUED

SUMMARY BY MATURITY

	Market Value
Short Term	
6-12 months	97,322.85

SUMMARY BY TYPE

	Market Value	% of Bond Portfolio
Short Term		
Corporate Bonds	36,585.85	38%
Government and Agency Bonds	60,737.00	62%
Total Value	\$97,322.85	100%

A D JOHNSON FOUNDATION PCIAA ACCT. X19076516
For the Period 12/1/09 to 12/31/09

Note: ¹ This is the Annual Percentage Yield (APY) which is the rate earned if balances remain on deposit for a full year with compounding, there is no change in the interest rate and all interest is left in the account.

Cash & Short Term Detail

	Quantity	Price	Market Value	Tax Cost Adjusted Original	Unrealized Gain/Loss	Estimated Annual Income Accrued Interest	Yield
Cash							
US DOLLAR PRINCIPAL	71,418.50	1.00	71,418.50	71,418.50		49.99	0.07% ¹
US DOLLAR INCOME	51,989.48	1.00	51,989.48	51,989.48		6.87	
Total Cash			\$123,407.98	\$123,407.98	\$0.00	\$56.38	0.07%
						\$6.87	
Short Term							
US A NOTES							
2 7/8% JUN 30 2010 DTD 06/30/2008	20,000.00	101.31	20,261.80	20,410.16	(148.36)	575.00	0.24%
912828-JC-5 AAA /AAA							
FEDERAL HOME LOAN MORTGAGE CORP							
NOTES 6 7/8% SEP 15 2010	35,000.00	104.53	36,585.85	37,089.71	(503.86)	2,406.25	0.43%
DTD 9/22/2000						708.50	
3134A3-5H-5 AAA /AAA							
US A NOTES							
2% SEP 30 2010	40,000.00	101.19	40,475.20	40,656.25	(181.05)	800.00	0.40%
DTD 09/30/2008							
912828-JL-5 AAA /AAA							
Total Short Term			\$97,322.85	\$98,156.12	(\$833.27)	\$3,781.25	0.38%
						\$708.50	

Fixed Income Summary CONTINUED

SUMMARY BY MATURITY

Fixed Income	Market Value	% of Bond Portfolio
Less than 5 years ¹	713,858.14	100%

SUMMARY BY TYPE

Fixed Income	Market Value	% of Bond Portfolio
Government and Agency Bonds	334,982.80	47%
Mortgage and Asset Backed Bonds	90,586.15	13%
Mutual Funds	288,289.19	40%
Total Value	\$713,858.14	100%

¹The years indicate the number of years until the bond is scheduled to mature based on the statement end date. Some bonds may be called, or paid in full, before their stated maturity

A D JOHNSON FOUNDATION PCIAA ACCT. X19076516
For the Period 12/1/09 to 12/31/09

Fixed Income Detail

	Quantity	Price	Market Value	Tax Cost Adjusted Original	Unrealized Gain/Loss	Estimated Annual Income Accrued Interest	Yield
US Fixed Income - Taxable							
ISHARES BARCLAYS TIPS BOND FUND 464287-17-6	940 000	103 90	97,666 00	94,647 20	3,018 80	3,799 48	3 89%
EATON VANCE MUT FDS TR FLT RT CL I 277911-49-1	5,248 227	8 54	44,819 86	37,000 00	7,819 86	1,899 85	4 24%
GOLDMAN SACHS TRUST HIGH YIELD FUND INSTITUTIONAL SHS 38141W-67-9	2,417 135	6 95	16,799 09	12,738 30	4,060 79	1,319 75	7 86%
JPMORGAN STRATEGIC INCOME OPPORTUNITIES FUND 3844 30-Day Annualized Yield 2.76% 4812A4-35-1	3,383.191	11.59	39,211 18	36,689.25	2,521 93	1,404.02 121.79	3 58%
JPMORGAN HIGH YIELD BOND FUND SELECT CLASS FUND 3580 30-Day Annualized Yield 7 59% 4812C0-80-3	8,665 396	7 74	67,070 17	67,416 78	(346 61)	4,835 29 563 25	7 21%
VANGUARD FIXED INCOME SECS F INTRM TRM CP PT (FUND 71) 922031-88-5	2,362 047	9 62	22,722 89	20,883 43	1,839 46	1,133.78	4 99%
FEDERAL HOME LOAN MORTGAGE CORP NOTES 5 5/8% MAR 15 2011 DTD 3/15/2001 3134A4-DY-7 AAA /AAA	40,000 000	105 84	42,337 60	42,888 80	(551.20)	2,250 00 662 48	0 75%

A D JOHNSON FOUNDATION PCIAA ACCT. X19076516
For the Period 12/1/09 to 12/31/09

	Quantity	Price	Market Value	Tax Cost Adjusted Original	Unrealized Gain/Loss	Estimated Annual Income Accrued Interest	Yield
US Fixed Income - Taxable							
FEDERAL HOME LOAN MORTGAGE CORP							
NOTES 6% JUN 15 2011 DTD 6/15/2001	45,000,000	107.22	48,248.55	48,966.48	(717.93)	2,700.00	0.99%
3134A4-FM-1 AAA /AAA						119.97	
U S A NOTES							
4 7/8% JUL 31 2011	50,000,000	106.20	53,099.50	53,750.00	(650.50)	2,437.50	0.92%
DTD 7/31/2006						1,020.00	
912828-FN-5 AAA /AAA							
U S A NOTES							
4 5/8% AUG 31 2011 DTD 8/31/2006	50,000,000	106.04	53,019.50	53,603.52	(584.02)	2,312.50	0.96%
912828-FS-4 AAA /AAA						785.70	
U S A NOTES							
4 1/2% SEP 30 2011 DTD 10/2/2006	50,000,000	106.02	53,011.50	53,562.50	(551.00)	2,250.00	1.01%
912828-FU-9 AAA /AAA							
FEDERAL HOME LOAN BANK							
4 7/8% NOV 18 2011	40,000,000	106.81	42,725.20	42,269.96	455.24	1,950.00	1.20%
DTD 11/01/2006						232.88	
3133XH-PH-9 AAA /AAA							
FANNIE MAE							
NOTES 4 7/8% MAY 18 2012	35,000,000	107.91	37,767.10	38,048.50	(281.40)	1,706.25	1.48%
DTD 05/18/2007						203.77	
31398A-BX-9 AAA /AAA							
U S A NOTES							
4% NOV 15 2012	50,000,000	106.82	53,410.00	52,242.19	1,167.81	2,000.00	1.56%
DTD 11/15/2002						259.65	
912828-AP-5 AAA /AAA							



A D JOHNSON FOUNDATION PCIAA ACCT. X19076516
For the Period 12/1/09 to 12/31/09

	Quantity	Price	Market Value	Tax Cost		Unrealized Gain/Loss	Estimated Annual Income		Yield
				Adjusted	Original		Accrued Interest		
US Fixed Income - Taxable									
FANNIE MAE									
NOTES 3 5/8% FEB 12 2013	40,000,000	104.88	41,950.00	42,222.00		(272.00)	1,450.00	559.84	2.00%
DTD 01/11/2008									
31398A-KY-7 AAA /AAA									
Total US Fixed Income - Taxable			\$713,858.14	\$696,928.91		\$16,929.23	\$33,448.42	\$4,529.33	2.73%