



See a Social Security Number? Say Something!
Report Privacy Problems to <https://public.resource.org/privacy>
Or call the IRS Identity Theft Hotline at 1-800-908-4490



Part II Balance Sheets		Attached schedules and amounts in the description column should be for end-of-year amounts only (See instructions)			
		Beginning of year	End of year		
		(a) Book Value	(b) Book Value	(c) Fair Market Value	
Assets	1	Cash—non-interest-bearing	1,007	10,091	10,091
	2	Savings and temporary cash investments			
	3	Accounts receivable			
		Less allowance for doubtful accounts	0	0	0
	4	Pledges receivable			
		Less allowance for doubtful accounts	0	0	0
	5	Grants receivable			
	6	Receivables due from officers, directors, trustees, and other disqualified persons (attach schedule) (see page 15 of the instructions)	0	0	0
	7	Other notes and loans receivable (attach schedule)			
		Less allowance for doubtful accounts	0	0	0
	8	Inventories for sale or use			
	9	Prepaid expenses and deferred charges			
	10 a	Investments—U S and state government obligations (attach schedule)	0	0	0
	b	Investments—corporate stock (attach schedule)	43,617	39,673	38,568
	c	Investments—corporate bonds (attach schedule)	0	0	0
	11	Investments—land, buildings, and equipment basis			
	Less accumulated depreciation (attach schedule)	0	0	0	
12	Investments—mortgage loans				
13	Investments—other (attach schedule)	0	0	0	
14	Land, buildings, and equipment basis				
	Less accumulated depreciation (attach schedule)	0	0	0	
15	Other assets (describe)	0	0	0	
16	Total assets (to be completed by all filers—see the instructions Also, see page 1, item I)	44,624	49,764	48,659	
Liabilities	17	Accounts payable and accrued expenses			
	18	Grants payable			
	19	Deferred revenue			
	20	Loans from officers, directors, trustees, and other disqualified persons	0	0	
	21	Mortgages and other notes payable (attach schedule)	0	0	
	22	Other liabilities (describe)	0	0	
	23	Total liabilities (add lines 17 through 22)	0	0	
Net Assets or Fund Balances	Foundations that follow SFAS 117, check here and complete lines 24 through 26 and lines 30 and 31. <input type="checkbox"/>				
	24	Unrestricted			
	25	Temporarily restricted			
	26	Permanently restricted			
	Foundations that do not follow SFAS 117, check here and complete lines 27 through 31. <input checked="" type="checkbox"/>				
	27	Capital stock, trust principal, or current funds			
	28	Paid-in or capital surplus, or land, bldg, and equipment fund			
29	Retained earnings, accumulated income, endowment, or other funds	44,624	49,764		
30	Total net assets or fund balances (see page 17 of the instructions)	44,624	49,764		
31	Total liabilities and net assets/fund balances (see page 17 of the instructions)	44,624	49,764		

Part III Analysis of Changes in Net Assets or Fund Balances			
1	Total net assets or fund balances at beginning of year—Part II, column (a), line 30 (must agree with end-of-year figure reported on prior year's return)	1	44,624
2	Enter amount from Part I, line 27a	2	4,098
3	Other increases not included in line 2 (itemize) <input type="checkbox"/> Investment income	3	1,042
4	Add lines 1, 2, and 3	4	49,764
5	Decreases not included in line 2 (itemize) <input type="checkbox"/>	5	0
6	Total net assets or fund balances at end of year (line 4 minus line 5)—Part II, column (b), line 30	6	49,764

Part IV Capital Gains and Losses for Tax on Investment Income

(a) List and describe the kind(s) of property sold (e.g., real estate, 2-story brick warehouse, or common stock, 200 shs MLC Co)		(b) How acquired P—Purchase D—Donation	(c) Date acquired (mo., day, yr)	(d) Date sold (mo., day, yr)
1a see attached Fidelity Investments Schedule		P	1/2/2009	12/31/2009
b				
c				
d				
e				
(e) Gross sales price	(f) Depreciation allowed (or allowable)	(g) Cost or other basis plus expense of sale	(h) Gain or (loss) (e) plus (f) minus (g)	
a 11,747	0	16,734	-4,987	
b 0	0	0	0	
c 0	0	0	0	
d 0	0	0	0	
e 0	0	0	0	
Complete only for assets showing gain in column (h) and owned by the foundation on 12/31/69			(i) Gains (Col (h) gain minus col (k), but not less than -0-) or Losses (from col (h))	
(f) FMV as of 12/31/69	(j) Adjusted basis as of 12/31/69	(k) Excess of col (i) over col (j), if any		
a 0	0	0	-4,987	
b 0	0	0	0	
c 0	0	0	0	
d 0	0	0	0	
e 0	0	0	0	
2 Capital gain net income or (net capital loss) { If gain, also enter in Part I, line 7 If (loss), enter -0- in Part I, line 7 }		2	-4,987	
3 Net short-term capital gain or (loss) as defined in sections 1222(5) and (6) If gain, also enter in Part I, line 8, column (c) (see pages 13 and 17 of the instructions) If (loss), enter -0- in Part I, line 8 }		3	-4,987	

Part V Qualification Under Section 4940(e) for Reduced Tax on Net Investment Income

(For optional use by domestic private foundations subject to the section 4940(a) tax on net investment income)

If section 4940(d)(2) applies, leave this part blank

Was the foundation liable for the section 4942 tax on the distributable amount of any year in the base period? Yes No

If "Yes," the foundation does not qualify under section 4940(e) Do not complete this part

1 Enter the appropriate amount in each column for each year, see page 18 of the instructions before making any entries

(a) Base period years Calendar year (or tax year beginning in)	(b) Adjusted qualifying distributions	(c) Net value of noncharitable-use assets	(d) Distribution ratio (col (b) divided by col (c))
2008	11,651	40,423	0.288227
2007			0.000000
2006			0.000000
2005			0.000000
2004			0.000000

2 Total of line 1, column (d)	2	0.288227
3 Average distribution ratio for the 5-year base period—divide the total on line 2 by 5, or by the number of years the foundation has been in existence if less than 5 years	3	0.288227
4 Enter the net value of noncharitable-use assets for 2009 from Part X, line 5	4	0
5 Multiply line 4 by line 3	5	0
6 Enter 1% of net investment income (1% of Part I, line 27b)	6	0
7 Add lines 5 and 6	7	0
8 Enter qualifying distributions from Part XII, line 4 If line 8 is equal to or greater than line 7, check the box in Part VI, line 1b, and complete that part using a 1% tax rate See the Part VI instructions on page 18	8	0

Part VI Excise Tax Based on Investment Income (Section 4940(a), 4940(b), 4940(e), or 4948—see page 18 of the instructions)

1 a Exempt operating foundations described in section 4940(d)(2), check here <input type="checkbox"/> and enter "N/A" on line 1. Date of ruling or determination letter: _____ (attach copy of letter if necessary—see instructions)			
b Domestic foundations that meet the section 4940(e) requirements in Part V, check here <input type="checkbox"/> and enter 1% of Part I, line 27b			21
c All other domestic foundations enter 2% of line 27b Exempt foreign organizations enter 4% of Part I, line 12, col (b)			
2 Tax under section 511 (domestic section 4947(a)(1) trusts and taxable foundations only Others enter -0-)			0
3 Add lines 1 and 2			21
4 Subtitle A (income) tax (domestic section 4947(a)(1) trusts and taxable foundations only Others enter -0-)			
5 Tax based on investment income. Subtract line 4 from line 3 If zero or less, enter -0-			21
6 Credits/Payments			
a 2009 estimated tax payments and 2008 overpayment credited to 2009	6a	0	
b Exempt foreign organizations—tax withheld at source	6b		
c Tax paid with application for extension of time to file (Form 8868)	6c	0	
d Backup withholding erroneously withheld	6d		
7 Total credits and payments Add lines 6a through 6d			0
8 Enter any penalty for underpayment of estimated tax Check here <input type="checkbox"/> if Form 2220 is attached			0
9 Tax due. If the total of lines 5 and 8 is more than line 7, enter amount owed			21
10 Overpayment. If line 7 is more than the total of lines 5 and 8, enter the amount overpaid			0
11 Enter the amount of line 10 to be Credited to 2010 estimated tax <input type="checkbox"/> 0 Refunded <input type="checkbox"/>			0

Part VII-A Statements Regarding Activities

	Yes	No
1 a During the tax year, did the foundation attempt to influence any national, state, or local legislation or did it participate or intervene in any political campaign?		X
b Did it spend more than \$100 during the year (either directly or indirectly) for political purposes (see page 19 of the instructions for definition)? <i>If the answer is "Yes" to 1a or 1b, attach a detailed description of the activities and copies of any materials published or distributed by the foundation in connection with the activities</i>		X
c Did the foundation file Form 1120-POL for this year?		X
d Enter the amount (if any) of tax on political expenditures (section 4955) imposed during the year (1) On the foundation <input type="checkbox"/> \$ _____ (2) On foundation managers <input type="checkbox"/> \$ _____		
e Enter the reimbursement (if any) paid by the foundation during the year for political expenditure tax imposed on foundation managers <input type="checkbox"/> \$ _____		
2 Has the foundation engaged in any activities that have not previously been reported to the IRS? <i>If "Yes," attach a detailed description of the activities</i>		X
3 Has the foundation made any changes, not previously reported to the IRS, in its governing instrument, articles of incorporation, or bylaws, or other similar instruments? <i>If "Yes," attach a conformed copy of the changes</i>		X
4 a Did the foundation have unrelated business gross income of \$1,000 or more during the year?		X
b If "Yes," has it filed a tax return on Form 990-T for this year?		N/A
5 Was there a liquidation, termination, dissolution, or substantial contraction during the year? <i>If "Yes," attach the statement required by General Instruction T</i>		X
6 Are the requirements of section 508(e) (relating to sections 4941 through 4945) satisfied either: • By language in the governing instrument, or • By state legislation that effectively amends the governing instrument so that no mandatory directions that conflict with the state law remain in the governing instrument?	X	
7 Did the foundation have at least \$5,000 in assets at any time during the year? <i>If "Yes," complete Part II, col (c), and Part XV.</i>	X	
8 a Enter the states to which the foundation reports or with which it is registered (see page 19 of the instructions) <input type="checkbox"/> IL _____		
b If the answer is "Yes" to line 7, has the foundation furnished a copy of Form 990-PF to the Attorney General (or designate) of each state as required by General Instruction G? <i>If "No," attach explanation</i>	X	
9 Is the foundation claiming status as a private operating foundation within the meaning of section 4942(j)(3) or 4942(j)(5) for calendar year 2009 or the taxable year beginning in 2009 (see instructions for Part XIV on page 27)? <i>If "Yes," complete Part XIV</i>		X
10 Did any persons become substantial contributors during the tax year? <i>If "Yes," attach a schedule listing their names and addresses</i>	X	

Part VII-A Statements Regarding Activities (continued)

11 At any time during the year, did the foundation, directly or indirectly, own a controlled entity within the meaning of section 512(b)(13)? If "Yes," attach schedule (see page 20 of the instructions)	11		X
12 Did the foundation acquire a direct or indirect interest in any applicable insurance contract before August 17, 2008?	12		X
13 Did the foundation comply with the public inspection requirements for its annual returns and exemption application? Website address	13		X

14 The books are in care of Jatinder Wadhwa Telephone no 847-564-4546
 Located at 2190 Landwehr Road Northbrook IL ZIP+4 60062

15 Section 4947(a)(1) nonexempt charitable trusts filing Form 990-PF in lieu of Form 1041—Check here
 and enter the amount of tax-exempt interest received or accrued during the year 15

Part VII-B Statements Regarding Activities for Which Form 4720 May Be Required

		Yes	No
File Form 4720 if any item is checked in the "Yes" column, unless an exception applies.			
1a During the year did the foundation (either directly or indirectly)			
(1) Engage in the sale or exchange, or leasing of property with a disqualified person? <input type="checkbox"/> Yes <input checked="" type="checkbox"/> No			
(2) Borrow money from, lend money to, or otherwise extend credit to (or accept it from) a disqualified person? <input type="checkbox"/> Yes <input checked="" type="checkbox"/> No			
(3) Furnish goods, services, or facilities to (or accept them from) a disqualified person? <input type="checkbox"/> Yes <input checked="" type="checkbox"/> No			
(4) Pay compensation to, or pay or reimburse the expenses of, a disqualified person? <input type="checkbox"/> Yes <input checked="" type="checkbox"/> No			
(5) Transfer any income or assets to a disqualified person (or make any of either available for the benefit or use of a disqualified person)? <input type="checkbox"/> Yes <input checked="" type="checkbox"/> No			
(6) Agree to pay money or property to a government official? (Exception. Check "No" if the foundation agreed to make a grant to or to employ the official for a period after termination of government service, if terminating within 90 days) <input type="checkbox"/> Yes <input checked="" type="checkbox"/> No			
b If any answer is "Yes" to 1a(1)–(6), did any of the acts fail to qualify under the exceptions described in Regulations section 53.4941(d)-3 or in a current notice regarding disaster assistance (see page 20 of the instructions)? Organizations relying on a current notice regarding disaster assistance check here <input type="checkbox"/>	1b	N/A	
c Did the foundation engage in a prior year in any of the acts described in 1a, other than excepted acts, that were not corrected before the first day of the tax year beginning in 2009?	1c		X
2 Taxes on failure to distribute income (section 4942) (does not apply for years the foundation was a private operating foundation defined in section 4942(j)(3) or 4942(j)(5))			
a At the end of tax year 2009, did the foundation have any undistributed income (lines 6d and 6e, Part XIII) for tax year(s) beginning before 2009? <input type="checkbox"/> Yes <input checked="" type="checkbox"/> No If "Yes," list the years <u>20</u> , <u>20</u> , <u>20</u> , <u>20</u>			
b Are there any years listed in 2a for which the foundation is not applying the provisions of section 4942(a)(2) (relating to incorrect valuation of assets) to the year's undistributed income? (If applying section 4942(a)(2) to all years listed, answer "No" and attach statement—see page 20 of the instructions)	2b	N/A	
c If the provisions of section 4942(a)(2) are being applied to any of the years listed in 2a, list the years here <u>20</u> , <u>20</u> , <u>20</u> , <u>20</u>			
3a Did the foundation hold more than a 2% direct or indirect interest in any business enterprise at any time during the year? <input type="checkbox"/> Yes <input checked="" type="checkbox"/> No			
b If "Yes," did it have excess business holdings in 2009 as a result of (1) any purchase by the foundation or disqualified persons after May 26, 1969, (2) the lapse of the 5-year period (or longer period approved by the Commissioner under section 4943(c)(7)) to dispose of holdings acquired by gift or bequest, or (3) the lapse of the 10-, 15-, or 20-year first phase holding period? (Use Schedule C, Form 4720, to determine if the foundation had excess business holdings in 2009.)	3b	N/A	
4a Did the foundation invest during the year any amount in a manner that would jeopardize its charitable purposes?	4a		X
b Did the foundation make any investment in a prior year (but after December 31, 1969) that could jeopardize its charitable purpose that had not been removed from jeopardy before the first day of the tax year beginning in 2009?	4b		X

Part VII-B Statements Regarding Activities for Which Form 4720 May Be Required (continued)

5a During the year did the foundation pay or incur any amount to:

(1) Carry on propaganda, or otherwise attempt to influence legislation (section 4945(e))? Yes No

(2) Influence the outcome of any specific public election (see section 4955), or to carry on, directly or indirectly, any voter registration drive? Yes No

(3) Provide a grant to an individual for travel, study, or other similar purposes? Yes No

(4) Provide a grant to an organization other than a charitable, etc., organization described in section 509(a)(1), (2), or (3), or section 4940(d)(2)? (see page 22 of the instructions) Yes No

(5) Provide for any purpose other than religious, charitable, scientific, literary, or educational purposes, or for the prevention of cruelty to children or animals? Yes No

b If any answer is "Yes" to 5a(1)–(5), did any of the transactions fail to qualify under the exceptions described in Regulations section 53.4945 or in a current notice regarding disaster assistance (see page 22 of the instructions)? Yes No
 Organizations relying on a current notice regarding disaster assistance check here

c If the answer is "Yes" to question 5a(4), does the foundation claim exemption from the tax because it maintained expenditure responsibility for the grant? Yes No
 If "Yes," attach the statement required by Regulations section 53.4945–5(d)

6a Did the foundation, during the year, receive any funds, directly or indirectly, to pay premiums on a personal benefit contract? Yes No

b Did the foundation, during the year, pay premiums, directly or indirectly, on a personal benefit contract? Yes No
 If "Yes" to 6b, file Form 8870

7a At any time during the tax year, was the foundation a party to a prohibited tax shelter transaction? Yes No

b If yes, did the foundation receive any proceeds or have any net income attributable to the transaction? Yes No

	5b	N/A
6b		X
7b		

Part VIII Information About Officers, Directors, Trustees, Foundation Managers, Highly Paid Employees, and Contractors

1 List all officers, directors, trustees, foundation managers and their compensation (see page 22 of the instructions).

(a) Name and address	(b) Title, and average hours per week devoted to position	(c) Compensation (if not paid, enter -0-)	(d) Contributions to employee benefit plans and deferred compensation	(e) Expense account, other allowances
See Attached Statement	00	0	0	0
-----	00	0	0	0
-----	00	0	0	0
-----	00	0	0	0

2 Compensation of five highest-paid employees (other than those included on line 1—see page 23 of the instructions). If none, enter "NONE."

(a) Name and address of each employee paid more than \$50,000	(b) Title, and average hours per week devoted to position	(c) Compensation	(d) Contributions to employee benefit plans and deferred compensation	(e) Expense account, other allowances
None				

Total number of other employees paid over \$50,000 ▶ 1

Part VIII Information About Officers, Directors, Trustees, Foundation Managers, Highly Paid Employees, and Contractors (continued)

3 Five highest-paid independent contractors for professional services (see page 23 of the instructions). If none, enter "NONE."

(a) Name and address of each person paid more than \$50,000	(b) Type of service	(c) Compensation
NONE		0
.....		0
.....		0
.....		0
.....		0

Total number of others receiving over \$50,000 for professional services ▶ 1

Part IX-A Summary of Direct Charitable Activities

List the foundation's four largest direct charitable activities during the tax year. Include relevant statistical information such as the number of organizations and other beneficiaries served, conferences convened, research papers produced, etc.	Expenses
1 N/A	
2	
3	
4	

Part IX-B Summary of Program-Related Investments (see page 24 of the instructions)

Describe the two largest program-related investments made by the foundation during the tax year on lines 1 and 2	Amount
1	
2	
All other program-related investments. See page 24 of the instructions. 3	0
Total. Add lines 1 through 3 ▶	0

Part X Minimum Investment Return (All domestic foundations must complete this part. Foreign foundations, see page 24 of the instructions.)

1	Fair market value of assets not used (or held for use) directly in carrying out charitable, etc., purposes		
a	Average monthly fair market value of securities	1a	34,606
b	Average of monthly cash balances	1b	5,549
c	Fair market value of all other assets (see page 24 of the instructions)	1c	
d	Total (add lines 1a, b, and c)	1d	40,155
e	Reduction claimed for blockage or other factors reported on lines 1a and 1c (attach detailed explanation)	1e	
2	Acquisition indebtedness applicable to line 1 assets	2	
3	Subtract line 2 from line 1d	3	40,155
4	Cash deemed held for charitable activities. Enter 1½% of line 3 (for greater amount, see page 25 of the instructions)	4	602
5	Net value of noncharitable-use assets. Subtract line 4 from line 3. Enter here and on Part V, line 4	5	39,553
6	Minimum investment return. Enter 5% of line 5	6	1,978

Part XI Distributable Amount (see page 25 of the instructions) (Section 4942(j)(3) and (j)(5) private operating foundations and certain foreign organizations check here and do not complete this part.)

1	Minimum investment return from Part X, line 6	1	1,978
2a	Tax on investment income for 2009 from Part VI, line 5	2a	21
b	Income tax for 2009 (This does not include the tax from Part VI)	2b	
c	Add lines 2a and 2b	2c	21
3	Distributable amount before adjustments. Subtract line 2c from line 1	3	1,957
4	Recoveries of amounts treated as qualifying distributions	4	
5	Add lines 3 and 4	5	1,957
6	Deduction from distributable amount (see page 25 of the instructions)	6	
7	Distributable amount as adjusted. Subtract line 6 from line 5. Enter here and on Part XIII, line 1	7	1,957

Part XII Qualifying Distributions (see page 25 of the instructions)

1	Amounts paid (including administrative expenses) to accomplish charitable, etc., purposes		
a	Expenses, contributions, gifts, etc.—total from Part I, column (d), line 26	1a	9,410
b	Program-related investments—total from Part IX-B	1b	0
2	Amounts paid to acquire assets used (or held for use) directly in carrying out charitable, etc., purposes	2	
3	Amounts set aside for specific charitable projects that satisfy the		
a	Suitability test (prior IRS approval required)	3a	
b	Cash distribution test (attach the required schedule)	3b	0
4	Qualifying distributions. Add lines 1a through 3b. Enter here and on Part V, line 8, and Part XIII, line 4	4	9,410
5	Foundations that qualify under section 4940(e) for the reduced rate of tax on net investment income. Enter 1% of Part I, line 27b (see page 26 of the instructions)	5	0
6	Adjusted qualifying distributions. Subtract line 5 from line 4	6	9,410

Note. The amount on line 6 will be used in Part V, column (b), in subsequent years when calculating whether the foundation qualifies for the section 4940(e) reduction of tax in those years.

Part XIII Undistributed Income (see page 26 of the instructions)

	(a) Corpus	(b) Years prior to 2008	(c) 2008	(d) 2009
1 Distributable amount for 2009 from Part XI, line 7				1,957
2 Undistributed income, if any, as of the end of 2009				
a Enter amount for 2008 only			0	
b Total for prior years 20____, 20____, 20____		0		
3 Excess distributions carryover, if any, to 2009				
a From 2004	0			
b From 2005	0			
c From 2006	0			
d From 2007	0			
e From 2008	9,670			
f Total of lines 3a through e	9,670			
4 Qualifying distributions for 2009 from Part XII, line 4 ▶ \$ 9,410				
a Applied to 2008, but not more than line 2a			0	
b Applied to undistributed income of prior years (Election required—see page 26 of the instructions)		0		
c Treated as distributions out of corpus (Election required—see page 26 of the instructions)	0			
d Applied to 2009 distributable amount				1,957
e Remaining amount distributed out of corpus	7,453			
5 Excess distributions carryover applied to 2009 (If an amount appears in column (d), the same amount must be shown in column (a))	0			0
6 Enter the net total of each column as indicated below:				
a Corpus Add lines 3f, 4c, and 4e Subtract line 5	17,123			
b Prior years' undistributed income Subtract line 4b from line 2b		0		
c Enter the amount of prior years' undistributed income for which a notice of deficiency has been issued, or on which the section 4942(a) tax has been previously assessed				
d Subtract line 6c from line 6b Taxable amount—see page 27 of the instructions		0		
e Undistributed income for 2008 Subtract line 4a from line 2a Taxable amount—see page 27 of the instructions			0	
f Undistributed income for 2009 Subtract lines 4d and 5 from line 1 This amount must be distributed in 2010				0
7 Amounts treated as distributions out of corpus to satisfy requirements imposed by section 170(b)(1)(F) or 4942(g)(3) (see page 27 of the instructions)				
8 Excess distributions carryover from 2004 not applied on line 5 or line 7 (see page 27 of the instructions)	0			
9 Excess distributions carryover to 2010. Subtract lines 7 and 8 from line 6a	17,123			
10 Analysis of line 9				
a Excess from 2005	0			
b Excess from 2006	0			
c Excess from 2007	0			
d Excess from 2008	9,670			
e Excess from 2009	7,453			

Part XIV Private Operating Foundations (see page 27 of the instructions and Part VII-A, question 9)

N/A

1 a If the foundation has received a ruling or determination letter that it is a private operating foundation, and the ruling is effective for 2009, enter the date of the ruling

b Check box to indicate whether the foundation is a private operating foundation described in section 4942(j)(3) or 4942(j)(5)

2 a Enter the lesser of the adjusted net income from Part I or the minimum investment return from Part X for each year listed

Tax year	Prior 3 years			(e) Total
	(a) 2009	(b) 2008	(c) 2007	
0	0			0
b 85% of line 2a	0	0	0	0
c Qualifying distributions from Part XII, line 4 for each year listed	0	0		0
d Amounts included in line 2c not used directly for active conduct of exempt activities				0
e Qualifying distributions made directly for active conduct of exempt activities Subtract line 2d from line 2c	0	0	0	0
3 Complete 3a, b, or c for the alternative test relied upon				
a "Assets" alternative test—enter				
(1) Value of all assets				0
(2) Value of assets qualifying under section 4942(j)(3)(B)(i)				0
b "Endowment" alternative test—enter 2/3 of minimum investment return shown in Part X, line 6 for each year listed	0	0		0
c "Support" alternative test—enter				
(1) Total support other than gross investment income (interest, dividends, rents, payments on securities loans (section 512(a)(5)), or royalties)				0
(2) Support from general public and 5 or more exempt organizations as provided in section 4942(j)(3)(B)(iii)				0
(3) Largest amount of support from an exempt organization				0
(4) Gross investment income				0

Part XV Supplementary Information (Complete this part only if the foundation had \$5,000 or more in assets at any time during the year—see page 28 of the instructions.)

1 Information Regarding Foundation Managers:

a List any managers of the foundation who have contributed more than 2% of the total contributions received by the foundation before the close of any tax year (but only if they have contributed more than \$5,000) (See section 507(d)(2))

Jatinder Wadhwa

b List any managers of the foundation who own 10% or more of the stock of a corporation (or an equally large portion of the ownership of a partnership or other entity) of which the foundation has a 10% or greater interest

2 Information Regarding Contribution, Grant, Gift, Loan, Scholarship, etc., Programs:

Check here if the foundation only makes contributions to preselected charitable organizations and does not accept unsolicited requests for funds. If the foundation makes gifts, grants, etc (see page 28 of the instructions) to individuals or organizations under other conditions, complete items 2a, b, c, and d

a The name, address, and telephone number of the person to whom applications should be addressed

b The form in which applications should be submitted and information and materials they should include

c Any submission deadlines

d Any restrictions or limitations on awards, such as by geographical areas, charitable fields, kinds of institutions, or other factors

Schedule B
(Form 990, 990-EZ,
or 990-PF)

Department of the Treasury
Internal Revenue Service

Schedule of Contributors

▶ Attach to Form 990, 990-EZ, or 990-PF.

OMB No 1545-0047

2009

Name of the organization

The Wadhwa Foundation

Employer identification number

36-4289498

Organization type (check one)

Filers of:

Section:

Form 990 or 990-EZ

501(c)() (enter number) organization

4947(a)(1) nonexempt charitable trust **not** treated as a private foundation

527 political organization

Form 990-PF

501(c)(3) exempt private foundation

4947(a)(1) nonexempt charitable trust treated as a private foundation

501(c)(3) taxable private foundation

Check if your organization is covered by the **General Rule** or a **Special Rule**.

Note. Only a section 501(c)(7), (8), or (10) organization can check boxes for both the General Rule and a Special Rule. See instructions.

General Rule

- For an organization filing Form 990, 990-EZ, or 990-PF that received, during the year, \$5,000 or more (in money or property) from any one contributor. Complete Parts I and II.

Special Rules

- For a section 501(c)(3) organization filing Form 990 or 990-EZ that met the 33 1/3 % support test of the regulations under sections 509(a)(1) and 170(b)(1)(A)(vi), and received from any one contributor, during the year, a contribution of the greater of (1) \$5,000 or (2) 2% of the amount on (i) Form 990, Part VIII, line 1h or (ii) Form 990-EZ, line 1. Complete Parts I and II.
- For a section 501(c)(7), (8), or (10) organization filing Form 990 or 990-EZ that received from any one contributor, during the year, aggregate contributions of more than \$1,000 for use *exclusively* for religious, charitable, scientific, literary, or educational purposes, or the prevention of cruelty to children or animals. Complete Parts I, II, and III.
- For a section 501(c)(7), (8), or (10) organization filing Form 990 or 990-EZ that received from any one contributor, during the year, contributions for use *exclusively* for religious, charitable, etc., purposes, but these contributions did not aggregate to more than \$1,000. If this box is checked, enter here the total contributions that were received during the year for an *exclusively* religious, charitable, etc., purpose. Do not complete any of the parts unless the **General Rule** applies to this organization because it received nonexclusively religious, charitable, etc., contributions of \$5,000 or more during the year. ▶ \$

Caution. An organization that is not covered by the General Rule and/or the Special Rules does not file Schedule B (Form 990, 990-EZ, or 990-PF), but it **must** answer "No" on Part IV, line 2 of its Form 990, or check the box on line H of its Form 990-EZ, or on line 2 of its Form 990-PF, to certify that it does not meet the filing requirements of Schedule B (Form 990, 990-EZ, or 990-PF).

Name of organization The Wadhwa Foundation	Employer identification number 36-4289498
--	---

Part I Contributors (see instructions)

(a) No.	(b) Name, address, and ZIP + 4	(c) Aggregate contributions	(d) Type of contribution
1	Mr. Chandra K Sunkara ----- 1139 Prospect Ave, Apt 3D ----- Brooklyn NY 11218 ----- Foreign State or Province ----- Foreign Country -----	\$ ----- 5,000	Person <input checked="" type="checkbox"/> Payroll <input type="checkbox"/> Noncash <input type="checkbox"/> (Complete Part II if there is a noncash contribution)
2	Mr. Robert D. Friedman ----- One Mauchly ----- Irvine CA 92618 ----- Foreign State or Province ----- Foreign Country -----	\$ ----- 10,000	Person <input checked="" type="checkbox"/> Payroll <input type="checkbox"/> Noncash <input type="checkbox"/> (Complete Part II if there is a noncash contribution)
3	----- ----- ----- Foreign State or Province ----- Foreign Country -----	\$ ----- 0	Person <input type="checkbox"/> Payroll <input type="checkbox"/> Noncash <input type="checkbox"/> (Complete Part II if there is a noncash contribution)
4	----- ----- ----- Foreign State or Province ----- Foreign Country -----	\$ ----- 0	Person <input type="checkbox"/> Payroll <input type="checkbox"/> Noncash <input type="checkbox"/> (Complete Part II if there is a noncash contribution)
5	----- ----- ----- Foreign State or Province ----- Foreign Country -----	\$ ----- 0	Person <input type="checkbox"/> Payroll <input type="checkbox"/> Noncash <input type="checkbox"/> (Complete Part II if there is a noncash contribution)
6	----- ----- ----- Foreign State or Province ----- Foreign Country -----	\$ ----- 0	Person <input type="checkbox"/> Payroll <input type="checkbox"/> Noncash <input type="checkbox"/> (Complete Part II if there is a noncash contribution)

Line 23 (990-PF) - Other Expenses

	Description	Revenue and Expenses per Books	Net Investment Income	Adjusted Net Income	Disbursements for Charitable Purposes
1	Amortization. See attached statement	0	0	0	0
2	Fund Raising				
3	Licenses and permits	25			
4	2008 990-PF Excise tax	40			
5	Ill. Application Fee	750			
6					
7					
8					
9					
10					
		815	0	0	0

Line 6 (990-PF) - Gain/Loss from Sale of Assets Other Than Inventory

Index	Check "X" if Sale of Security	Description	CUSIP #	Purchaser	Check "X" if Purchaser is a Business	Date Acquired	Acquisition Method	Date Sold	Gross Sales Price	Cost, Other Basis and Expenses		Net Gain or Loss
										Cost	Other Basis	
		Long Term CG Distributions							11,747	16,734		-4,987
		Short Term CG Distributions							0	0		0
1	X	see attached Fidelity Investment				1/2/2009	P	12/31/2009	11,747	16,734		
2												
3												
4												
5												
6												
7												
8												
9												
10												
Totals												
Securities												
Other sales												

Part II, Line 10b (990-PF) - Investments - Corporate Stock

		43,617	39,673	30,643	38,568
		Book Value	Book Value	FMV	FMV
		End of Year	End of Year	End of Year	End of Year
		43,617	39,673	30,643	38,568
		Num Shares/ Face Value			
	Description				
1	Fidelity Brokerage account Y93-889881				
2					
3					
4					
5					
6					
7					
8					
9					
10					

Part VIII, Line 1 (990-PF) - Compensation of Officers, Directors, Trustees and Foundation Managers

	Name	Check "X" if Business	Street	City	State	Zip Code	Foreign Country	Title	Average Hours	Compensation
1	Jatinder Wadhwa		2190 Landwehr Rd	Northbrook	IL	60062		Trustee	5	
2	Florence Wadhwa		2190 Landwehr Rd	Northbrook	IL	60062		Trustee	1	
3	Meena Wadhwa		2190 Landwehr Rd	Northbrook	IL	60062		Trustee	1	
4	Raj Wadhwa		2190 Landwehr Rd	Northbrook	IL	60062		Trustee	1	
5	Jay Wadhwa		2190 Landwehr Rd	Northbrook	IL	60062		Trustee	1	
6										
7										
8										
9										
10										

0

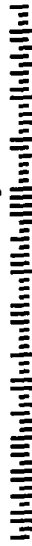
Part

	0	0	0
	Benefits	Expense Account	Explanation
1			
2			
3			
4			
5			
6			
7			
8			
9			
10			



FIDELITY PRIVATE
CLIENT GROUP SM

Envelope 437038155



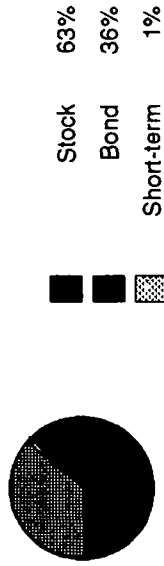
THE WADHWA FOUNDATION
JATINDER V WADHWA
2190 LANDWEHR RD
NORTHBROOK IL 60062-6414

2009 Investment Report

January 1, 2009 - December 31, 2009

Online Fidelity.com/epas
FAST(sm)-Automated Telephone 800-544-5555
Private Client Group 800-544-5704
Portfolio Advisory Services 800-544-3455
8am - 7pm ET, Mon - Fri

Your Asset Allocation on Dec 31, 2009



► This Investment Report summarizes activity in your Fidelity accounts for the past year. We hope you find it helpful, however, keep in mind that it is not intended for tax reporting purposes. Adjustments often occur after this report has been created. Fidelity mails a separate (Forms 1099) Tax Reporting Statement, to assist you with your tax returns, in January or by February 15th. That statement includes information on estimated realized gains & losses, estimated cost basis, and Fidelity tax-exempt funds. Your Form 5498, Form 1099-R, and other forms are each mailed separately.

Your Portfolio Summary

2009 Changes in Portfolio Value

Beginning value as of Jan 1**	\$30,643.31
Advisory fee redemptions	-345.14
Change in investment value	8,269.61
Ending value as of Dec 31	\$38,567.78

Your portfolio commission schedule
Total eligible trades for portfolio period
Jan 2009 - Dec 2009

Gold 0

Value by Account

General Investment	Y93-889881
Portfolio Advisory Services - Corporation	Z83-547000
Fidelity Account SM - Corporation	
Total Portfolio Value	

Account Number	Net Value January 1, 2009*	Net Value December 31, 2009
Y93-889881	\$30,587.94	\$38,512.07
Z83-547000	55.37	55.71
	\$30,643.31	\$38,567.78

Income Summary

Taxable	\$1,040.63
Return of capital	5.24
Total	\$1,045.87



FIDELITY PRIVATE
CLIENT GROUP S M

2009 Investment Report

January 1, 2009 - December 31, 2009

** If you added an account to your statement-reporting household during this period, the Beginning value line and beginning Net Value heading of Your Portfolio Summary may not accurately reflect the date of the values reported. Please refer to the individual Account Summary sections of Your Portfolio Details for the actual dates of the values reported

Your Portfolio Details

Portfolio Advisory Services Y93-889881 THE WADHWA FOUNDATION
PAS Relationship Officer: Joe Oxford

2009 Account Summary

Beginning value as of Jan 1 \$30,587.94
PAS Advisory fee redemptions -345.14
Change in investment value 8,289.27
Ending value as of Dec 31 **\$38,512.07**

Percentage change in value 27.03%

Income Summary

Taxable
Ordinary Dividends \$963.80
Dividends 64.40
St cap gain 12.09
Lt cap gain 5.24
Return of capital **\$1,045.53**
Total

Foreign taxes paid on securities you owned are included in Ordinary Dividends Detailed reporting and instructions to help you file your federal tax return are found on your Form 1099-DIV

Your Asset Allocation on Dec 31, 2009



TOTAL YEAR TO DATE PAS ADVISORY FEES PAID : \$345.14

Holdings (Symbol) as of December 31, 2009

Holdings	Percentage of Holdings	Income Earned December 31, 2009	Quantity December 31, 2009	Price per unit December 31, 2009	Total Cost Basis December 31, 2009	Total Value December 31, 2009
Stock Funds						
FIDELITY DIVERSIFIED INTERNATIONAL (FDIVX)	1.75%	\$9.05	24,182	\$28,000	\$831.16	\$677.10
FIDELITY ADVISOR NEW INSIGHTS CL I (FINSX)	2.30%	3.16	51,095	17,390	1,112.76	888.54
FIDELITY PAS SMALL CAP FUND OF FUNDS (FSCFX)	3.19%	4.42	134,547	9,150	1,443.38	1,231.11
FIDELITY PAS INTL FUND OF FUNDS (FILFX)	5.97%	43.86	281,560	8,170	1,943.86	2,300.35
FIDELITY PAS US OPP FUND OF FUNDS (FUSOX)	1.57%	4.67	72,276	8,410	519.48	607.84
FIDELITY DIVIDEND GROWTH (FDGFX)	1.31%	1.44	21,452	23,670	496.66	507.77
FIDELITY SELECT GOLD (FSAGX)	1.06%	7.29	9,610	42,830	317.02	411.60
ASTON/MONTAG & CALDWELL GROWTH CL N (MCGFX)						
WILLIAM BLAIR INT'L GROWTH CLASS N (WBIGX)	2.37%	3.12	40,802	22,450	630.83	916.00
	1.87%	4.40	38,905	18,550	1,022.20	721.68



FIDELITY PRIVATE
CLIENT GROUP S M

2009 Investment Report

January 1, 2009 - December 31, 2009

Portfolio Advisory Services Y93-889881 THE WADHWA FOUNDATION

PAS Relationship Officer: Joe Oxford

Holdings (Symbol) as of December 31, 2009	Percentage of Holdings	Income Earned December 31, 2009	Quantity December 31, 2009	Price per unit December 31, 2009	Total Cost Basis December 31, 2009	Total Value December 31, 2009
CAUSEWAY INTERNATIONAL VALUE INVESTOR (CIVX)	1.71%	11.60	58.857	11.250	927.29	662.14
CREDIT SUISSE COMMMD RETRN STRTGY COM SHR (CRSX) *	2.30%	55.55	103.250	8.590	775.40	886.91
DREYFUS APPRECIATION FUND (DGAGX)	1.53%	11.72	17.644	33.520	821.36	591.42
EATON VANCE LARGE-CAP VALUE CL A (EHSTX)	3.40%	18.68	78.325	16.740	1,097.13	1,311.16
GE INTERNATIONAL EQUITY SERVICE CL (GIESX)	1.58%	10.89	55.370	11.000	566.44	609.07
JOHN HANCOCK CLASSIC VALUE CL A (PZFX)	2.45%	7.46	65.633	14.390	1,456.61	944.45
HARBOR INTERNATIONAL ADMINISTRATIVE CL (HRINX)	1.88%	8.14	13.322	54.550	608.14	726.71
HARTFORD GROWTH OPPORTUNITY CLASS A (HGOAX)	1.16%	0.00	19.546	22.890	511.96	447.40
HARTFORD CAPITAL APPRECIATION CL A (ITHAX)	2.43%	0.00	30.596	30.680	900.80	938.68
JANUS FUND CLASS J SHARES (JANSX)	3.66%	7.65	53.688	26.260	1,666.56	1,409.84
JPMORGAN US LG CAP CORE PLUS SELECT SHS (JLPSX)	2.70%	6.51	57.214	18.180	994.36	1,040.15
LAZARD EMERGING MKTS OPEN CLASS (LZOEX)	1.48%	12.78	31.308	18.280	512.52	572.31
LEGG MASON CBA LARGE CAP GROWTH A (SBLGX)	1.99%	0.00	34.558	22.260	758.37	769.26
MANNING & NAPIER WORLD OPPT SER CL A (EXWAX)	1.22%	3.43	58.336	8.120	403.43	473.68
MAFSCO FOCUS (MFOCX)	1.73%	1.26	43.738	15.290	936.16	668.75
MORGAN STA INST INC INTERNATL EQUITY P (MIGBX)	1.60%	15.60	48.148	12.870	830.67	619.66
RS VALUE FUND CL A (RSVAX)	1.69%	1.17	31.526	20.650	843.41	651.01
T ROWE PRICE EQUITY INCOME ADVISOR CL (PAFDX)	2.48%	22.18	45.617	20.950	1,339.70	955.67
SELECTED AMERICAN SHARES CL S (SLASX)	2.49%	7.29	25.778	37.280	1,232.70	961.00
CRM MID CAP VALUE INVESTOR SHARES (CRMMX)	1.72%	1.93	27.758	23.890	897.03	663.13
Subtotal of Stock Funds	62.59%					24,164.39
Bond Funds						
FIDELITY CAPITAL & INCOME (FAGIX)	2.67%	82.84	119.401	8.620	987.36	1,029.24
FIDELITY HIGH INCOME (SPHIX)	3.18%	88.77	145.127	8.460	1,173.70	1,227.77
FIDELITY TOTAL BOND (FTBFX)	10.81%	180.33	397.769	10.470	4,076.67	4,164.64
METROPOLITAN WEST LOW DURATION M (MWLDX) *	2.58%	48.19	124.134	8.030	1,116.68	996.79
- PIMCO TOTAL RETURN ADMINISTRATIVE SHS (PTRAX)	8.79%	197.60	313.678	10.800	3,310.82	3,387.72



FIDELITY PRIVATE
CLIENT GROUPSM

2009 Investment Report

January 1, 2009 - December 31, 2009

Portfolio Advisory Services Y93-889881 THE WADHWA FOUNDATION

PAS Relationship Officer: Joe Oxford

Holdings (Symbol) as of December 31, 2009	Percentage of Holdings	Income Earned December 31, 2009	Quantity December 31, 2009	Price per unit December 31, 2009	Total Cost Basis December 31, 2009	Total Value December 31, 2009
PIMCO SHORT TERM ADMINISTRATIVE SHS (PSFAX)*	3.40%	31.21	133.707	9.820	1,304.07	1,313.00
T ROWE PRICE HIGH YIELD ADVISOR CL (PAHIX)*	2.97%	97.47	178.558	6.410	1,161.90	1,144.55
TEMPLETON GLOBAL BOND CLASS A (TPINX)	1.99%	18.73	60.308	12.720	718.18	767.11
Subtotal of Bond Funds	36.39%					14,030.82
Short-term Funds						
FIDELITY MONEY MARKET (SPRXX)	0.82%	0.32	316.860	1.000	not applicable	316.86
Subtotal of Short-term Funds	0.82%					316.86
Total PAS Managed Funds	100.00%					38,512.07

Total Market Value as of December 31, 2009
 Total income earned on positions no longer held
2009 Income Earned

14.82
\$ 1,045.53

All positions held in cash account unless indicated otherwise

r - Please note that due to rounding, percentages may not add to 100%

* This statement does not reflect the distribution for this fund that was declared in December and is payable in January. As a result, the total value of this fund may appear lower than you expected. Please be assured that the distribution has been correctly credited to your account and the distribution will be reported on your next statement.

Transaction Details (for holdings with activity this period)

Activity Security	Settlement Date	Description	Quantity	Price per Unit	Transaction Amount
FIDELITY DIVERSIFIED INTERNATIONAL	4/03	You sold	-4.936	20.26000	\$100.00
	7/16	You bought	4.248	23.54000	-\$100.00
	10/14	You sold	-3.577	27.96000	\$100.00
	12/04	Dividend received			\$8.31



FIDELITY PRIVATE
CLIENT GROUP SM

2009 Investment Report

January 1, 2009 - December 31, 2009

Portfolio Advisory Services Y93-889881 THE WADHWA FOUNDATION

PAS Relationship Officer: Joe Oxford

Transaction Details

Activity

Security	Settlement Date	Description	Quantity	Price per Unit	Transaction Amount
	12/04	Reinvestment	0.295	28.20000	-\$8.31
SPARTAN 500 INDEX FID ADVANTAGE CLASS					
	4/03	You bought	6.588	57.84000	-\$381.07
	5/22	You bought	1.618	61.81000	-\$100.00
	6/12	Dividend received			\$4.26
	6/12	Reinvestment	0.065	65.42000	-\$4.26
	7/16	You sold	-1.548	64.59000	\$100.00
	8/13	You sold	-1.433	69.78000	\$100.00
	10/14	You sold	-5.290	74.71000	\$395.22
FIDELITY ADVISOR DIVERSIFIED INT'L I	3/20	You sold	-28.993	10.14000	\$293.99
FIDELITY ADVISOR NEW INSIGHTS CL I					
	2/13	Dividend received			\$1.07
	2/13	Reinvestment	0.083	12.83000	-\$1.07
	5/22	You sold	-14.514	13.78000	\$200.00
	10/14	You sold	-6.039	16.56000	\$100.00
	12/23	Short-term cap gain			\$2.09
	12/23	Reinvestment	0.120	17.36000	-\$2.09
FIDELITY REAL ESTATE INVESTMENT					
	2/27	You sold	-19.900	10.05000	\$200.00
	3/06	Dividend received			\$1.82
	3/06	Reinvestment	0.212	8.59000	-\$1.82
	3/20	You sold	-9.843	10.16000	\$100.00
	4/03	You sold	-16.378	10.60000	\$173.61



FIDELITY PRIVATE
CLIENT GROUP SM

2009 Investment Report

January 1, 2009 - December 31, 2009

Portfolio Advisory Services Y93-889881 THE WADHWA FOUNDATION

PAS Relationship Officer: Joe Oxford

Transaction Details

Activity

Security	Settlement Date	Description	Quantity	Price per Unit	Transaction Amount
FIDELITY PAS SMALL CAP FUND OF FUNDS	2/27	You bought	17.794	5.62000	-\$100.00
	3/20	You sold	-16.920	5.91000	\$100.00
	8/13	You bought	12.019	8.32000	-\$100.00
	12/28	Dividend received			\$4.42
	12/28	Reinvestment	0.478	9.25000	-\$4.42
FIDELITY PAS INTL FUND OF FUNDS	2/27	You bought	19.268	5.19000	-\$100.00
	3/20	You bought	8.315	5.53000	-\$45.98
	3/23	You bought	27.108	5.46000	-\$148.01
	4/03	You bought	16.920	5.91000	-\$100.00
	4/17	Short-term cap gain			\$1.19
	4/17	Long-term cap gain			\$1.19
	4/17	Reinvestment			-\$2.38
	7/16	You bought	0.396	6.01000	-\$300.00
	8/13	You bought	43.415	6.91000	-\$400.00
	10/14	You bought	53.191	7.52000	-\$500.00
	12/28	Dividend received	60.753	8.23000	\$31.80
FIDELITY PAS US OPP FUND OF FUNDS	12/28	Short-term cap gain			\$9.68
	12/28	Reinvestment	5.065	8.19000	-\$41.48
	5/22	You bought	32.795	6.55000	-\$214.81
FIDELITY PAS US OPP FUND OF FUNDS	7/16	You bought	14.451	6.92000	-\$100.00
	10/14	You bought	24.480	8.17000	-\$200.00
	12/28	Dividend received			\$3.23
	12/28	Short-term cap gain			\$0.72





FIDELITY PRIVATE
CLIENT GROUP S.M

2009 Investment Report

January 1, 2009 - December 31, 2009

Portfolio Advisory Services Y93-889881 THE WADHWA FOUNDATION

PAS Relationship Officer: Joe Oxford

Transaction Details

Activity

Security	Settlement Date	Description	Quantity	Price per Unit	Transaction Amount
	12/28	Reinvestment	0.465	8.51000	-\$3.95
	12/30	Dividend received			\$0.72
	12/30	Reinvestment	0.085	8.49000	-\$0.72
	10/14	You bought	12.986	22.96000	-\$298.17
	10/15	You bought	8.403	23.45000	-\$197.05
	12/11	Dividend received			\$1.01
	12/11	Short-term cap gain			\$0.43
	12/11	Reinvestment	0.063	23.05000	-\$1.44
FIDELITY DIVIDEND GROWTH					
	2/27	You bought	9.750	30.77000	-\$300.00
	4/03	You sold	-2.932	34.11000	\$100.00
	5/22	You bought	2.627	38.07000	-\$100.00
	12/11	Short-term cap gain			\$7.24
	12/11	Reinvestment	0.165	43.84000	-\$7.24
FIDELITY SELECT GOLD					
	1/30	Dividend received			\$6.72
	1/30	Reinvestment	1.204	5.58000	-\$6.72
	2/27	Dividend received			\$6.77
	2/27	Reinvestment	1.254	5.40000	-\$6.77
	2/27	You sold	-18.382	5.44000	\$100.00
	3/31	Dividend received			\$7.44
	3/31	Reinvestment	1.341	5.55000	-\$7.44
	4/30	Dividend received			\$7.09
	4/30	Reinvestment	1.138	6.23000	-\$7.09
	5/22	You sold	-15.456	6.47000	\$100.00
FIDELITY CAPITAL & INCOME					



FIDELITY PRIVATE
CLIENT GROUP SM

2009 Investment Report

January 1, 2009 - December 31, 2009

Portfolio Advisory Services Y93-889881 THE WADHWA FOUNDATION

PAS Relationship Officer: Joe Oxford

Transaction Details

Activity

Security	Settlement Date	Description	Quantity	Price per Unit	Transaction Amount
	5/29	Dividend received			\$7.53
	5/29	Reinvestment	1.134	6.64000	-\$7.53
	6/30	Dividend received			\$5.35
	6/30	Reinvestment	0.776	6.89000	-\$5.35
	7/16	You sold	-28.986	6.90000	\$200.00
	7/31	Dividend received			\$5.68
	7/31	Reinvestment	0.760	7.47000	-\$5.68
	8/31	Dividend received			\$5.37
	8/31	Reinvestment	0.703	7.64000	-\$5.37
	9/30	Dividend received			\$5.19
	9/30	Reinvestment	0.634	8.18000	-\$5.19
	10/30	Dividend received			\$4.88
	10/30	Reinvestment	0.597	8.17000	-\$4.88
	11/30	Dividend received			\$5.03
	11/30	Reinvestment	0.602	8.35000	-\$5.03
	12/04	Short-term cap gain			\$4.70
	12/04	Reinvestment	0.558	8.42000	-\$4.70
	12/31	Dividend received			\$11.09
	12/31	Reinvestment	1.287	8.62000	-\$11.09

FIDELITY HIGH INCOME

	1/30	Dividend received			\$7.57
	1/30	Reinvestment	1.194	6.34000	-\$7.57
	2/27	Dividend received			\$7.82
	2/27	Reinvestment	1.269	6.16000	-\$7.82
	2/27	You sold	-16.155	6.19000	\$100.00
	3/31	Dividend received			\$6.97
	3/31	Reinvestment	1.119	6.23000	-\$6.97
	4/30	Dividend received			\$7.04





FIDELITY PRIVATE
CLIENT GROUP SM

2009 Investment Report

January 1, 2009 - December 31, 2009

Portfolio Advisory Services Y93-889881 THE WADHWA FOUNDATION

PAS Relationship Officer: Joe Oxford

Transaction Details

Activity

Security	Settlement Date	Description	Quantity	Price per Unit	Transaction Amount
	4/30	Reinvestment	1.032	6.82000	-\$7.04
	5/29	Dividend received			\$7.64
	5/29	Reinvestment	1.072	7.13000	-\$7.64
	6/30	Dividend received			\$7.10
	6/30	Reinvestment	0.971	7.31000	-\$7.10
	7/16	You sold	-27.322	7.32000	\$200.00
	7/31	Dividend received			\$6.92
	7/31	Reinvestment	0.895	7.73000	-\$6.92
	8/13	You sold	-12.771	7.83000	\$100.00
	8/31	Dividend received			\$6.29
	8/31	Reinvestment	0.811	7.76000	-\$6.29
	9/30	Dividend received			\$5.81
	9/30	Reinvestment	0.713	8.15000	-\$5.81
	10/14	You bought	12.270	8.15000	-\$100.00
	10/30	Dividend received			\$6.17
	10/30	Reinvestment	0.752	8.21000	-\$6.17
	11/30	Dividend received			\$6.02
	11/30	Reinvestment	0.730	8.25000	-\$6.02
	12/04	Short-term cap gain			\$1.44
	12/04	Reinvestment	0.173	8.31000	-\$1.44
	12/31	Dividend received			\$11.98
	12/31	Reinvestment	1.416	8.46000	-\$11.98
FIDELITY TOTAL BOND					
	1/30	Dividend received			\$12.49
	1/30	Reinvestment	1.342	9.31000	-\$12.49
	2/18	You sold	-8.934	9.39000	\$83.89
	2/27	Dividend received			\$12.14
	2/27	Reinvestment	1.318	9.21000	-\$12.14



FIDELITY PRIVATE
CLIENT GROUPSM

2009 Investment Report

January 1, 2009 - December 31, 2009

Portfolio Advisory Services Y93-889881 THE WADHWA FOUNDATION

PAS Relationship Officer: Joe Oxford

Transaction Details

Activity

Security	Settlement Date	Description	Quantity	Price per Unit	Transaction Amount
	2/27	You sold	-21.692	9.22000	\$200.00
	3/20	You bought	21.692	9.22000	-\$200.00
	3/31	Dividend received			\$12.16
	3/31	Reinvestment	1.308	9.30000	-\$12.16
	4/30	Dividend received			\$12.05
	4/30	Reinvestment	1.266	9.52000	-\$12.05
	5/22	You bought	10.288	9.72000	-\$100.00
	5/29	Dividend received			\$12.48
	5/29	Reinvestment	1.276	9.78000	-\$12.48
	6/30	Dividend received			\$12.27
	6/30	Reinvestment	1.239	9.90000	-\$12.27
	7/16	You bought	0.155	9.95000	-\$1.54
	7/31	Dividend received			\$12.31
	7/31	Reinvestment	1.209	10.18000	-\$12.31
	8/13	You bought	58.881	10.19000	-\$600.00
	8/31	Dividend received			\$13.50
	8/31	Reinvestment	1.313	10.28000	-\$13.50
	9/30	Dividend received			\$13.62
	9/30	Reinvestment	1.303	10.45000	-\$13.62
	10/30	Dividend received			\$13.76
	10/30	Reinvestment	1.308	10.52000	-\$13.76
	11/30	Dividend received			\$13.20
	11/30	Reinvestment	1.244	10.61000	-\$13.20
	12/18	Short-term cap gain			\$13.39
	12/18	Reinvestment	1.270	10.54000	-\$13.39
	12/31	Dividend received			\$26.96
	12/31	Reinvestment	2.575	10.47000	-\$26.96





FIDELITY PRIVATE
CLIENT GROUP SM

2009 Investment Report

January 1, 2009 - December 31, 2009

Portfolio Advisory Services Y93-889881 THE WADHWA FOUNDATION

PAS Relationship Officer: Joe Oxford

Transaction Details

Activity

Security	Settlement Date	Description	Quantity	Price per Unit	Transaction Amount
FIDELITY CASH RESERVES	4/30	Dividend received			\$0.05
	5/29	Dividend received			\$0.04
FIDELITY MONEY MARKET	7/16	You bought	300.000	1.00000	-\$300.00
	7/31	Dividend received			\$0.05
	7/31	Reinvestment	0.050	1.00000	-\$0.05
	8/13	You bought	100.000	1.00000	-\$100.00
	8/18	You sold	-86.530	1.00000	\$86.53
	8/31	Dividend received			\$0.09
	8/31	Reinvestment	0.090	1.00000	-\$0.09
	9/30	Dividend received			\$0.07
	9/30	Reinvestment	0.070	1.00000	-\$0.07
	10/14	You bought	100.000	1.00000	-\$100.00
	10/30	Dividend received			\$0.05
	10/30	Reinvestment	0.050	1.00000	-\$0.05
	11/24	You sold	-96.930	1.00000	\$96.93
	11/27	Short-term cap gain			\$0.02
11/27	Reinvestment	0.020	1.00000	-\$0.02	
11/30	Dividend received			\$0.02	
11/30	Reinvestment	0.020	1.00000	-\$0.02	
12/31	Dividend received			\$0.02	
12/31	Reinvestment	0.020	1.00000	-\$0.02	
ASTON/ MONTAG & CALDWELL GROWTH CL N	2/27	You bought	39.139	15.33000	-\$600.00
	3/20	You bought	6.207	16.11000	-\$100.00



FIDELITY PRIVATE
CLIENT GROUPSM

2009 Investment Report

January 1, 2009 - December 31, 2009

Portfolio Advisory Services Y93-889881 THE WADHWA FOUNDATION

PAS Relationship Officer: Joe Oxford

Transaction Details

Activity

Security	Settlement Date	Description	Quantity	Price per Unit	Transaction Amount
WILLIAM BLAIR INT'L GROWTH CLASS N	10/14	You sold	-4.682	21.36000	\$100.00
	12/29	Dividend received			\$3.12
	12/29	Reinvestment	0.138	22.62000	-\$3.12
WILLIAM BLAIR INT'L GROWTH CLASS N	7/16	You bought	6.402	15.62000	-\$100.00
	8/13	You bought	6.013	16.63000	-\$100.00
	10/14	You sold	-5.495	18.20000	\$100.00
	12/17	Dividend received			\$4.40
	12/17	Reinvestment	0.243	18.12000	-\$4.40
CAUSEWAY INTERNATNAL VALUE INVESTOR	5/22	You sold	-11.001	9.09000	\$100.00
	7/16	You bought	10.870	9.20000	-\$100.00
	12/15	Dividend received			\$9.70
	12/15	Reinvestment	0.869	11.16000	-\$9.70
CREDIT SUISSE COMMMD RETRN STRTGY COM SHR	12/31	Dividend received			\$4.39
	12/31	Reinvestment	0.578	7.60000	-\$4.39
	2/27	You sold	-14.327	6.98000	\$100.00
	3/31	Dividend received			\$0.19
	3/31	Reinvestment	0.026	7.20000	-\$0.19
DREYFUS APPRECIATION FUND CONF 008844043	5/22	You bought	25.641	7.80000	-\$200.00
	2/27	You sold	-4.198	23.82000	\$100.00
	3/26	Dividend received			\$0.96
3/26	Reinvestment	0.037		-\$0.96	



2009 Investment Report

January 1, 2009 - December 31, 2009

FIDELITY PRIVATE
CLIENT GROUP S M

Portfolio Advisory Services Y93-889881 THE WADHWA FOUNDATION

PAS Relationship Officer: Joe Oxford

Transaction Details

Activity

Security	Settlement Date	Description	Quantity	Price per Unit	Transaction Amount
	4/03	You sold	-15.367	26.03000	\$400.00
	5/22	You sold	-10.846	27.66000	\$300.00
	7/16	You bought	3.471	28.81000	-\$100.00
	8/13	You sold	-9.881	30.36000	\$300.00
	12/24	Dividend received			\$10.76
	12/24	Reinvestment	0.318		-\$10.76

EATON VANCE LARGE-CAP VALUE CL A CONF 013456584

	2/27	You bought	16.779	11.92000	-\$200.00
	3/10	Dividend received			\$5.91
	3/10	Reinvestment	0.524		-\$5.91
	5/22	You bought	7.386	13.54000	-\$100.00
	6/09	Dividend received			\$6.46
	6/09	Reinvestment	0.454		-\$6.46
	7/16	You sold	-7.133	14.02000	\$100.00
	8/13	You sold	-6.592	15.17000	\$100.00
	9/09	Dividend received			\$3.09
	9/09	Reinvestment	0.198		-\$3.09
	12/30	Dividend received			\$3.22
	12/30	Reinvestment	0.191		-\$3.22

GE INTERNATIONAL EQUITY SERVICE CL CONF 001174278

	5/22	You sold	-10.893	9.18000	\$100.00
	7/16	You bought	10.582	9.45000	-\$100.00
	8/13	You bought	9.833	10.17000	-\$100.00
	10/14	You sold	-9.141	10.94000	\$100.00
	12/22	Dividend received			\$10.89
	12/22	Reinvestment	1.005	10.84000	-\$10.89



FIDELITY PRIVATE
CLIENT GROUPSM

2009 Investment Report

January 1, 2009 - December 31, 2009

Portfolio Advisory Services Y93-889881 THE WADHWA FOUNDATION

PAS Relationship Officer: Joe Oxford

Transaction Details

Activity

Security	Settlement Date	Description	Quantity	Price per Unit	Transaction Amount
JOHN HANCOCK CLASSIC VALUE CL A CONF 002312145	2/27	You sold	-11.990	8.34000	\$100.00
	3/20	You sold	-11.325	8.83000	\$100.00
	5/22	You sold	-17.809	11.23000	\$200.00
	8/13	You sold	-7.541	13.26000	\$100.00
	12/15	Dividend received			\$7.46
	12/15	Reinvestment	0.515		-\$7.46
HARBOR INTERNATIONAL ADMINISTRATIVE CL	7/16	You bought	6.890	43.54000	-\$300.00
	8/13	You bought	6.279	47.78000	-\$300.00
	12/18	Dividend received			\$8.14
	12/18	Reinvestment	0.153	53.17000	-\$8.14
HARTFORD GROWTH OPPORTUNITY CLASS A CONF 000998902	5/22	You sold	-5.627	17.77000	\$100.00
	7/16	You sold	-5.371	18.62000	\$100.00
HARTFORD CAPITAL APPRECIATION CL A CONF 003458693	5/22	You bought	12.366	24.26000	-\$300.00
	8/13	You sold	-3.659	27.33000	\$100.00
	10/14	You sold	-6.805	29.39000	\$200.00
JANUS FUND	2/27	You sold	-5.807	17.22000	\$100.00
	6/24	Dividend received			\$6.74
	6/24	Reinvestment	0.324	20.78000	-\$6.74
	7/16	You sold	-9.259	21.60000	\$200.00



FIDELITY PRIVATE
CLIENT GROUP S.M

2009 Investment Report

January 1, 2009 - December 31, 2009

Portfolio Advisory Services Y93-889881 THE WADHWA FOUNDATION

PAS Relationship Officer: Joe Oxford

Transaction Details

Activity

Security	Settlement Date	Description	Quantity	Price per Unit	Transaction Amount
JPMORGAN US LG CAP CORE PLUS SELECT SHS CONF 007215663	8/13	You sold	-13.010	23.06000	\$300.00
	12/22	Dividend received			\$0.91
	12/22	Reinvestment	0.035	26.12000	-\$0.91
LAZARD EMERGING MKTS OPEN CLASS CONF 007289119	2/27	You bought	8.621	11.60000	-\$100.00
	8/13	You sold	-6.173	16.20000	\$100.00
	12/22	Dividend received			\$6.51
	12/22	Reinvestment	0.359		-\$6.51
LEGG MASON PARTNERS LARGE CAP GROWTH A CONF 004255852	7/16	You bought	13.495	14.82000	-\$200.00
	8/13	You bought	6.274	15.94000	-\$100.00
	10/14	You bought	10.852	18.43000	-\$200.00
	12/30	Dividend received			\$12.52
	12/30	Reinvestment	0.687		-\$12.52
MANNING & NAPIER WORLD OPPT SER CL A CONF 091960RNRFB0	3/20	You sold	-6.406	15.61000	\$100.00
	5/22	You bought	5.744	17.41000	-\$100.00
	7/16	You sold	-10.724	18.65000	\$200.00
	8/13	You sold	-10.152	19.70000	\$200.00
MANNING & NAPIER WORLD OPPT SER CL A CONF 091960RNRFB0	7/16	You bought	30.395	6.58000	-\$200.00
	8/13	You bought	27.510	7.27000	-\$200.00
	9/16	Dividend received			\$2.10
	9/16	Reinvestment	0.263		-\$2.10
	12/15	Dividend received			\$1.33



FIDELITY PRIVATE
CLIENT GROUP S M

2009 Investment Report

January 1, 2009 - December 31, 2009

Portfolio Advisory Services Y93-889881 THE WADHWA FOUNDATION

PAS Relationship Officer: Joe Oxford

Transaction Details

Activity

Security	Settlement Date	Description	Quantity	Price per Unit	Transaction Amount
	12/15	Reinvestment	0.168		-\$1.33
MARSICO FOCUS	2/27	You sold	-29.268	10.25000	\$300.00
	7/16	You sold	-15.936	12.55000	\$200.00
	8/13	You sold	-14.663	13.64000	\$200.00
	12/18	Dividend received			\$1.26
	12/18	Reinvestment	0.084	15.03000	-\$1.26
METROPOLITAN WEST LOW DURATION M	12/31	Dividend received			\$5.10
	12/31	Reinvestment	0.691	7.38000	-\$5.10
	1/30	Dividend received			\$4.93
	1/30	Reinvestment	0.672	7.34000	-\$4.93
	2/27	Dividend received			\$4.54
	2/27	Reinvestment	0.631	7.19000	-\$4.54
	3/20	You sold	-14.245	7.02000	\$100.00
	3/31	Dividend received			\$5.38
	3/31	Reinvestment	0.760	7.08000	-\$5.38
	4/30	Dividend received			\$4.75
	4/30	Reinvestment	0.671	7.08000	-\$4.75
	5/29	Dividend received			\$4.20
	5/29	Reinvestment	0.581	7.23000	-\$4.20
	6/30	Dividend received			\$3.72
	6/30	Reinvestment	0.509	7.31000	-\$3.72
	7/31	Dividend received			\$3.62
	7/31	Reinvestment	0.479	7.55000	-\$3.62
	8/31	Dividend received			\$3.63
	8/31	Reinvestment	0.473	7.67000	-\$3.63



FIDELITY PRIVATE
CLIENT GROUP SM

2009 Investment Report

January 1, 2009 - December 31, 2009

Portfolio Advisory Services Y93-889881 THE WADHWA FOUNDATION

PAS Relationship Officer: Joe Oxford

Transaction Details

Activity

Security	Settlement Date	Description	Quantity	Price per Unit	Transaction Amount
	9/30	Dividend received			\$3.30
	9/30	Reinvestment	0.423	7.81000	-\$3.30
	10/14	You bought	12.690	7.88000	-\$100.00
	10/30	Dividend received			\$3.45
	10/30	Reinvestment	0.432	7.98000	-\$3.45
	11/30	Dividend received			\$3.43
	11/30	Reinvestment	0.430	7.97000	-\$3.43

MORGAN STA INST INC INTERNATL EQUITY P

	2/27	You bought	11.173	8.95000	-\$100.00
	7/16	You bought	8.913	11.22000	-\$100.00
	10/14	You sold	-15.385	13.00000	\$200.00
	12/18	Dividend received			\$15.60
	12/18	Reinvestment	1.232	12.66000	-\$15.60

PIMCO TOTAL RETURN ADMINISTRATIVE SHS

	12/31	Dividend received			\$11.20
	12/31	Reinvestment	1.105	10.14000	-\$11.20
	1/30	Dividend received			\$12.32
	1/30	Reinvestment	1.214	10.15000	-\$12.32
	2/27	Dividend received			\$12.96
	2/27	Reinvestment	1.295	10.01000	-\$12.96
	2/27	You sold	-19.980	10.01000	\$200.00
	3/20	You bought	19.822	10.09000	-\$200.00
	3/31	Dividend received			\$12.10
	3/31	Reinvestment	1.194	10.13000	-\$12.10
	4/03	You bought	19.743	10.13000	-\$200.00
	4/30	Dividend received			\$13.63
	4/30	Reinvestment	1.334	10.22000	-\$13.63



FIDELITY PRIVATE
CLIENT GROUP SM

2009 Investment Report

January 1, 2009 - December 31, 2009

Portfolio Advisory Services Y93-889881 THE WADHWA FOUNDATION

PAS Relationship Officer: Joe Oxford

Transaction Details

Activity

Security	Settlement Date	Description	Quantity	Price per Unit	Transaction Amount
	5/22	You bought	19.194	10.42000	-\$200.00
	5/29	Dividend received			\$13.93
	5/29	Reinvestment	1.336	10.43000	-\$13.93
	6/30	Dividend received			\$14.55
	6/30	Reinvestment	1.392	10.45000	-\$14.55
	7/16	You bought	19.102	10.47000	-\$200.00
	7/31	Dividend received			\$15.86
	7/31	Reinvestment	1.492	10.63000	-\$15.86
	8/13	You bought	18.797	10.64000	-\$200.00
	8/31	Dividend received			\$16.71
	8/31	Reinvestment	1.550	10.78000	-\$16.71
	9/30	Dividend received			\$16.11
	9/30	Reinvestment	1.475	10.92000	-\$16.11
	10/14	You sold	-27.447	10.93000	\$300.00
	10/30	Dividend received			\$14.01
	10/30	Reinvestment	1.281	10.94000	-\$14.01
	11/30	Dividend received			\$10.85
	11/30	Reinvestment	0.983	11.04000	-\$10.85
	12/09	Short-term cap gain			\$26.98
	12/09	Long-term cap gain			\$7.51
	12/09	Reinvestment	0.690	10.89000	-\$7.51
	12/09	Reinvestment	2.478	10.89000	-\$26.98
PIMCO SHORT TERM ADMINISTRATIVE SHS	12/31	Dividend received			\$3.40
	12/31	Reinvestment	0.369	9.22000	-\$3.40
	1/30	Dividend received			\$2.97
	1/30	Reinvestment	0.316	9.39000	-\$2.97
	2/27	Dividend received			\$2.73





FIDELITY PRIVATE
CLIENT GROUP S.M

2009 Investment Report

January 1, 2009 - December 31, 2009

Portfolio Advisory Services Y93-889881 THE WADHWA FOUNDATION

PAS Relationship Officer: Joe Oxford

Transaction Details

Activity

Security	Settlement Date	Description	Quantity	Price per Unit	Transaction Amount
	2/27	Reinvestment	0.292	9.36000	-\$2.73
	2/27	You bought	21.368	9.36000	-\$200.00
	3/20	You bought	10.695	9.35000	-\$100.00
	3/31	Dividend received			\$3.42
	3/31	Reinvestment	0.364	9.39000	-\$3.42
	4/30	Dividend received			\$3.56
	4/30	Reinvestment	0.375	9.50000	-\$3.56
	5/22	You bought	10.438	9.58000	-\$100.00
	5/29	Dividend received			\$3.64
	5/29	Reinvestment	0.379	9.61000	-\$3.64
	6/30	Dividend received			\$3.36
	6/30	Reinvestment	0.348	9.65000	-\$3.36
	7/16	You sold	-31.056	9.66000	\$300.00
	7/31	Dividend received			\$2.27
	7/31	Reinvestment	0.233	9.73000	-\$2.27
	8/31	Dividend received			\$1.34
	8/31	Reinvestment	0.137	9.78000	-\$1.34
	9/30	Dividend received			\$1.15
	9/30	Reinvestment	0.117	9.80000	-\$1.15
	10/14	You bought	10.183	9.82000	-\$100.00
	10/30	Dividend received			\$1.29
	10/30	Reinvestment	0.131	9.84000	-\$1.29
	11/30	Dividend received			\$1.00
	11/30	Reinvestment	0.102	9.85000	-\$1.00
	12/09	Long-term cap gain			\$3.39
	12/09	Reinvestment	0.345	9.82000	-\$3.39

PIMCO FOREIGN BD FD UNHEDGED ADM CL

12/31 Dividend received

\$1.91



FIDELITY PRIVATE
CLIENT GROUP SM

2009 Investment Report

January 1, 2009 - December 31, 2009

Portfolio Advisory Services Y93-889881 THE WADHWA FOUNDATION

PAS Relationship Officer: Joe Oxford

Transaction Details

Activity

Security	Settlement Date	Description	Quantity	Price per Unit	Transaction Amount
	12/31	Reinvestment	0.223	8.58000	-\$1.91
	1/30	Dividend received			\$1.65
	1/30	Reinvestment	0.196	8.41000	-\$1.65
	2/27	Dividend received			\$2.20
	2/27	Reinvestment	0.276	7.97000	-\$2.20
	3/31	Dividend received			\$1.39
	3/31	Reinvestment	0.173	8.02000	-\$1.39
	4/30	Dividend received			\$1.91
	4/30	Reinvestment	0.232	8.22000	-\$1.91
	5/22	You sold	-33.898	8.85000	\$300.00
	5/26	You sold	-33.959	8.84000	\$300.20
	5/29	Dividend received			\$1.50

T ROWE PRICE HIGH YIELD ADVISOR CL

	12/31	Dividend received			\$9.76
	12/31	Reinvestment	2.085	4.68000	-\$9.76
	1/30	Dividend received			\$9.68
	1/30	Reinvestment	1.984	4.88000	-\$9.68
	2/27	Dividend received			\$9.49
	2/27	Reinvestment	1.994	4.76000	-\$9.49
	2/27	You sold	-20.877	4.79000	\$100.00
	3/31	Dividend received			\$8.65
	3/31	Reinvestment	1.802	4.80000	-\$8.65
	4/30	Dividend received			\$8.66
	4/30	Reinvestment	1.665	5.20000	-\$8.66
	5/22	You sold	-37.244	5.37000	\$200.00
	5/29	Dividend received			\$8.44
	5/29	Reinvestment	1.549	5.45000	-\$8.44
	6/30	Dividend received			\$7.75



FIDELITY PRIVATE
CLIENT GROUPSM

2009 Investment Report

January 1, 2009 - December 31, 2009

Portfolio Advisory Services Y93-889881 THE WADHWA FOUNDATION

PAS Relationship Officer: Joe Oxford

Transaction Details

Activity

Security	Settlement Date	Description	Quantity	Price per Unit	Transaction Amount
	6/30	Reinvestment	1.381	5.61000	-\$7.75
	7/16	You sold	-35.587	5.62000	\$200.00
	7/31	Dividend received			\$7.55
	7/31	Reinvestment	1.284	5.88000	-\$7.55
	8/31	Dividend received			\$6.25
	8/31	Reinvestment	1.050	5.95000	-\$6.25
	9/30	Dividend received			\$6.68
	9/30	Reinvestment	1.079	6.19000	-\$6.68
	10/30	Dividend received			\$6.99
	10/30	Reinvestment	1.126	6.21000	-\$6.99
	11/30	Dividend received			\$6.69
	11/30	Reinvestment	1.067	6.27000	-\$6.69
RS VALUE FUND CL A CONF 005935627	8/13	You sold	-10.526	19.00000	\$200.00
	12/18	Dividend received			\$1.17
	12/18	Reinvestment	0.058		-\$1.17
T ROWE PRICE EQUITY INCOME ADVISOR CL	2/27	You sold	-7.386	13.54000	\$100.00
	3/27	Dividend received			\$8.28
	3/27	Reinvestment	0.561	14.76000	-\$8.28
	5/22	You sold	-6.046	16.54000	\$100.00
	6/26	Dividend received			\$6.19
	6/26	Reinvestment	0.365	16.96000	-\$6.19
	7/16	You sold	-11.547	17.32000	\$200.00
	8/13	You sold	-20.899	19.14000	\$400.00
	9/28	Dividend received			\$3.62
	9/28	Reinvestment	0.180	20.16000	-\$3.62



FIDELITY PRIVATE
CLIENT GROUPSM

2009 Investment Report

January 1, 2009 - December 31, 2009

Portfolio Advisory Services Y93-889881 THE WADHWA FOUNDATION

PAS Relationship Officer: Joe Oxford

Transaction Details

Activity

Security	Settlement Date	Description	Quantity	Price per Unit	Transaction Amount
	12/11	Dividend received			\$4.09
	12/11	Reinvestment	0.197	20.79000	-\$4.09
	5/22	You sold	-3.390	29.50000	\$100.00
	7/16	You sold	-6.491	30.81000	\$200.00
	10/14	You sold	-5.542	36.09000	\$200.00
	12/01	Dividend received			\$7.29
	12/01	Reinvestment	0.198	36.79000	-\$7.29
SELECTED AMERICAN SHARES CL S					
TEMPLETON GLOBAL BOND CLASS A CONF 091411VTCB0					
	5/22	You bought	25.126	11.94000	-\$300.00
	5/26	You bought	12.628	11.90000	-\$150.27
	5/27	You bought	12.663	11.84000	-\$149.93
	6/17	Dividend received			\$2.27
	6/17	Reinvestment	0.193		-\$2.27
	7/16	You bought	8.432	11.86000	-\$100.00
	7/17	Dividend received			\$2.28
	7/17	Reinvestment	0.192		-\$2.28
	8/19	Dividend received			\$2.67
	8/19	Reinvestment	0.221		-\$2.67
	9/17	Dividend received			\$2.68
	9/17	Reinvestment	0.217		-\$2.68
	10/19	Dividend received			\$2.69
	10/19	Reinvestment	0.212		-\$2.69
	11/18	Dividend received			\$2.69
	11/18	Reinvestment	0.211		-\$2.69
	12/17	Dividend received			\$2.70
	12/17	Reinvestment	0.213		-\$2.70





2009 Investment Report

January 1, 2009 - December 31, 2009

FIDELITY PRIVATE
CLIENT GROUP S.M

Portfolio Advisory Services Y93-889881 THE WADHWA FOUNDATION

PAS Relationship Officer: Joe Oxford

Transaction Details

Activity

Security	Settlement Date	Description	Quantity	Price per Unit	Transaction Amount
CRM MID CAP VALUE INVESTOR SHARES	7/16	You sold	-4.904	20.39000	\$100.00
	12/15	Dividend received			\$1.93
	12/15	Reinvestment	0.082	23.54000	-\$1.93

Fees and Charges

Date	Description	Amount	Date	Description	Amount
2/19	Adv fee redeemed	-\$83.90	8/19	Adv fee redeemed	-86.53
5/18	Adv fee redeemed	-77.78	11/25	Adv fee redeemed	-96.93
Total			Total		-\$345.14

Daily Additions and Subtractions Fidelity Cash Reserves @ \$1 per share (the following is provided to you in accordance with industry regulations)

Date	Amount	Balance	Date	Amount	Balance
2/18	\$83.89	\$83.90	5/22	-14.81	0.00
2/19	-83.90	0.00	5/26	149.93	149.93
3/20	148.01	148.01	5/27	-149.93	0.00
3/23	-148.01	0.00	5/29	0.04	0.04
4/03	92.54	92.54	6/01	1.50	1.54
4/30	0.05	92.59	7/16	-1.54	0.00
5/18	-77.78	14.81	8/18	86.53	86.53
			8/19	-86.53	0.00
			10/14	197.05	197.05
			10/15	-197.05	0.00
			11/24	96.93	96.93
			11/25	-96.93	0.00



FIDELITY PRIVATE
CLIENT GROUP SM

2009 Investment Report

January 1, 2009 - December 31, 2009

Fidelity AccountSM Z83-547000 THE WADHWA FOUNDATION
Private Client Group Account Executive. RYAN NORD, Team 255

2009 Account Summary

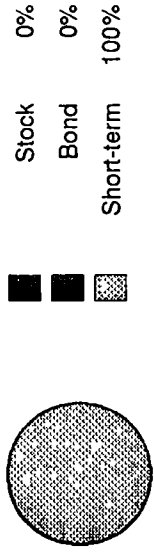
Beginning value as of Jan 1 \$55.37
Change in investment value 0.34
Ending value as of Dec 31 \$55.71

Your commission schedule Gold
Account eligible trades from Jan 2009 - Dec 2009 0

Income Summary

Taxable \$0.34
Ordinary Dividends \$0.34
Dividends

Your Asset Allocation on Dec 31, 2009



Holdings (Symbol) as of 12/31	% of Holdings	Performance December 31, 2009	Income Earned	Quantity	Price per Unit	Total Value
Core Account						
FIDELITY CASH RESERVES (FDRXX)	100%	7-day yield: 0.09%	\$0.34	55.710	\$1.000	\$55.71
2009 Income Earned			\$ 0.34			

All positions held in cash account unless indicated otherwise

Transaction Details of Core Account

Description	Amount	Balance	Description	Amount	Balance
Core Account - Fidelity Cash Reserves					
Beginning		\$55.37	Subtotal of Investment Activity	\$0.34	
Investment Activity			Ending		\$55.71
Core account income	\$0.34				

GG