



See a Social Security Number? Say Something!  
Report Privacy Problems to <https://public.resource.org/privacy>  
Or call the IRS Identity Theft Hotline at 1-800-908-4490



**Return of Private Foundation**  
**or Section 4947(a)(1) Nonexempt Charitable Trust**  
**Treated as a Private Foundation**

**2009**

Department of the Treasury  
Internal Revenue Service

Note. The foundation may be able to use a copy of this return to satisfy state reporting requirements

For calendar year 2009, or tax year beginning \_\_\_\_\_, and ending \_\_\_\_\_

Check all that apply:  Initial return  Initial return of a former public charity  Final return  
 Amended return  Address change  Name change

Name of foundation: **WESLEY LUEHRING FOUNDATION**  
 Employer identification number: **36-3616086**

Number and street (or P.O. box number if mail is not delivered to street address): **C/O JPMORGAN CHASE BANK, NA; P.O. BOX 3038**  
 Telephone number: **(414) 977-1210**


City or town, state, and ZIP code: **MILWAUKEE, WI 53201**

Check type of organization:  Section 501(c)(3) exempt private foundation  
 Section 4947(a)(1) nonexempt charitable trust  Other taxable private foundation

Fair market value of all assets at end of year (from Part II, col. (c), line 16): **\$ 7,178,816.** (Part I, column (d) must be on cash basis)

Accounting method:  Cash  Accrual  Other (specify) \_\_\_\_\_

Part I Analysis of Revenue and Expenses		(a) Revenue and expenses per books	(b) Net investment income	(c) Adjusted net income	(d) Disbursements for charitable purposes (cash basis only)
1 Contributions, gifts, grants, etc., received				N/A	
2 Check <input checked="" type="checkbox"/> if the foundation is not required to attach Sch. B					
3 Interest on savings and temporary cash investments		699.	699.		STATEMENT 1
4 Dividends and interest from securities		199,791.	199,791.		STATEMENT 2
5a Gross rents					
b Net rental income or (loss)					
5a Net gain or (loss) from sale of assets not on line 10		<561,450.>			
b Gross sales price for all assets on line 6a		3,822,346.			
7 Capital gain net income (from Part IV, line 2)			0.		
8 Net short-term capital gain					
9 Income modifications					
10a Gross sales less returns and allowances					
b Less Cost of goods sold					
c Gross profit or (loss)		6,676.	0.		STATEMENT 3
11 Other income		<354,284.>	200,490.		
12 Total. Add lines 1 through 11		51,725.	38,794.		12,931.
13 Compensation of officers, directors, trustees, etc					
14 Other employee salaries and wages					
15 Pension plans, employee benefits					
16a Legal fees					
b Accounting fees STMT 4		825.	0.		825.
c Other professional fees					
17 Interest					
18 Taxes STMT 5		1,700.	1,700.		0.
19 Depreciation and depletion					
20 Occupancy					
21 Travel, conferences, and meetings					
22 Printing and publications					
23 Other expenses STMT 6		28.	0.		28.
24 Total operating and administrative expenses. Add lines 13 through 23		54,278.	40,494.		13,784.
25 Contributions, gifts, grants paid		365,000.			365,000.
26 Total expenses and disbursements. Add lines 24 and 25		419,278.	40,494.		378,784.
27 Subtract line 26 from line 12		<773,562.>			
a Excess of revenue over expenses and disbursements					
b Net investment income (if negative, enter -0-)			159,996.		
c Adjusted net income (if negative, enter -0-)				N/A	



LEWIS & CLARK MAY 14 2010

SCANNED MAY 20 2010

WESLEY LUEHRING FOUNDATION

Form 990-PF (2009)

R81708001 / 2610279000

36-3616086

Page 2

Part II Balance Sheets		Attached schedules and amounts in the description column should be for end-of-year amounts only		
		Beginning of year (a) Book Value	End of year (b) Book Value (c) Fair Market Value	
Assets	1 Cash - non-interest-bearing		21,280.	21,280.
	2 Savings and temporary cash investments	449,929.	223,285.	223,285.
	3 Accounts receivable ▶			
	Less allowance for doubtful accounts ▶			
	4 Pledges receivable ▶			
	Less allowance for doubtful accounts ▶			
	5 Grants receivable			
	6 Receivables due from officers, directors, trustees, and other disqualified persons			
	7 Other notes and loans receivable ▶			
	Less allowance for doubtful accounts ▶			
	8 Inventories for sale or use			
	9 Prepaid expenses and deferred charges			
	10a Investments - U S and state government obligations	1,629,884.		
	b Investments - corporate stock STMT 8	4,570,069.	4,093,488.	4,509,889.
	c Investments - corporate bonds STMT 9	771,302.	2,309,247.	2,424,362.
11 Investments - land, buildings, and equipment basis ▶				
Less accumulated depreciation ▶				
12 Investments - mortgage loans				
13 Investments - other				
14 Land, buildings, and equipment basis ▶				
Less accumulated depreciation ▶				
15 Other assets (describe ▶)				
16 Total assets (to be completed by all filers)	7,421,184.	6,647,300.	7,178,816.	
Liabilities	17 Accounts payable and accrued expenses			
	18 Grants payable			
	19 Deferred revenue			
	20 Loans from officers, directors, trustees, and other disqualified persons			
	21 Mortgages and other notes payable			
	22 Other liabilities (describe ▶)			
23 Total liabilities (add lines 17 through 22)		0.	0.	
Net Assets or Fund Balances	Foundations that follow SFAS 117, check here and complete lines 24 through 26 and lines 30 and 31. ▶ <input type="checkbox"/>			
	24 Unrestricted			
	25 Temporarily restricted			
	26 Permanently restricted			
	Foundations that do not follow SFAS 117, check here and complete lines 27 through 31. ▶ <input checked="" type="checkbox"/>			
	27 Capital stock, trust principal, or current funds	7,421,184.	6,647,300.	
	28 Paid-in or capital surplus, or land, bldg, and equipment fund	0.	0.	
29 Retained earnings, accumulated income, endowment, or other funds	0.	0.		
30 Total net assets or fund balances	7,421,184.	6,647,300.		
31 Total liabilities and net assets/fund balances	7,421,184.	6,647,300.		

Part III Analysis of Changes in Net Assets or Fund Balances

1 Total net assets or fund balances at beginning of year - Part II, column (a), line 30 (must agree with end-of-year figure reported on prior year's return)	1	7,421,184.
2 Enter amount from Part I, line 27a	2	<773,562.>
3 Other increases not included in line 2 (itemize) ▶	3	0.
4 Add lines 1, 2, and 3	4	6,647,622.
5 Decreases not included in line 2 (itemize) ▶ SEE STATEMENT 7	5	322.
6 Total net assets or fund balances at end of year (line 4 minus line 5) - Part II, column (b), line 30	6	6,647,300.

Form 990-PF (2009)

923511 02-02-10

WESLEY LUEHRING FOUNDATION

Form 990-PF (2009)

R81708001 / 2610279000

36-3616086

Page 3

**Part IV Capital Gains and Losses for Tax on Investment Income**

(a) List and describe the kind(s) of property sold (e.g., real estate, 2-story brick warehouse, or common stock, 200 shs MLC Co)		(b) How acquired P - Purchase D - Donation	(c) Date acquired (mo., day, yr)	(d) Date sold (mo., day, yr)
1a				
b	SEE ATTACHED STATEMENT			
c				
d				
e				
(e) Gross sales price	(f) Depreciation allowed (or allowable)	(g) Cost or other basis plus expense of sale	(h) Gain or (loss) (e) plus (f) minus (g)	
a				
b				
c				
d				
e	3,822,346.	4,383,796.	<561,450.>	
Complete only for assets showing gain in column (h) and owned by the foundation on 12/31/69				(i) Gains (Col (h) gain minus col (k), but not less than -0-) or Losses (from col (h))
(i) FMV as of 12/31/69	(j) Adjusted basis as of 12/31/69	(k) Excess of col (i) over col (j), if any		
a				
b				
c				
d				
e			<561,450.>	
2	Capital gain net income or (net capital loss)	{ If gain, also enter in Part I, line 7 If (loss), enter -0- in Part I, line 7                 }	2	<561,450.>
3	Net short-term capital gain or (loss) as defined in sections 1222(5) and (6). If gain, also enter in Part I, line 8, column (c) If (loss), enter -0- in Part I, line 8		3	N/A

**Part V Qualification Under Section 4940(e) for Reduced Tax on Net Investment Income**

(For optional use by domestic private foundations subject to the section 4940(a) tax on net investment income.)

If section 4940(d)(2) applies, leave this part blank

Was the foundation liable for the section 4942 tax on the distributable amount of any year in the base period?

Yes  No

If "Yes," the foundation does not qualify under section 4940(e). Do not complete this part.

1 Enter the appropriate amount in each column for each year, see instructions before making any entries

(a) Base period years Calendar year (or tax year beginning in)	(b) Adjusted qualifying distributions	(c) Net value of noncharitable-use assets	(d) Distribution ratio (col (b) divided by col (c))
2008	377,155.	7,653,024.	.049282
2007	455,796.	8,942,224.	.050971
2006	368,248.	8,298,111.	.044377
2005	245,748.	7,771,892.	.031620
2004	229,266.	7,395,067.	.031003
2	Total of line 1, column (d)		.207253
3	Average distribution ratio for the 5-year base period - divide the total on line 2 by 5, or by the number of years the foundation has been in existence if less than 5 years		.041451
4	Enter the net value of noncharitable-use assets for 2009 from Part X, line 5		6,591,382.
5	Multiply line 4 by line 3		273,219.
6	Enter 1% of net investment income (1% of Part I, line 27b)		1,600.
7	Add lines 5 and 6		274,819.
8	Enter qualifying distributions from Part XII, line 4 If line 8 is equal to or greater than line 7, check the box in Part VI, line 1b, and complete that part using a 1% tax rate See the Part VI instructions		378,784.

WESLEY LUEHRING FOUNDATION

Form 990-PF (2009)

R81708001 / 2610279000

36-3616086

Page 4

**Part VI Excise Tax Based on Investment Income (Section 4940(a), 4940(b), 4940(e), or 4948 - see instructions)**

<b>1a</b> Exempt operating foundations described in section 4940(d)(2), check here <input type="checkbox"/> and enter "N/A" on line 1 Date of ruling or determination letter _____ (attach copy of letter if necessary-see instructions)		
<b>b</b> Domestic foundations that meet the section 4940(e) requirements in Part V, check here <input checked="" type="checkbox"/> and enter 1% of Part I, line 27b	1	1,600.
<b>c</b> All other domestic foundations enter 2% of line 27b Exempt foreign organizations enter 4% of Part I, line 12, col (b)		
<b>2</b> Tax under section 511 (domestic section 4947(a)(1) trusts and taxable foundations only Others enter -0-)	2	0.
<b>3</b> Add lines 1 and 2	3	1,600.
<b>4</b> Subtitle A (income) tax (domestic section 4947(a)(1) trusts and taxable foundations only Others enter -0-)	4	0.
<b>5</b> Tax based on investment income. Subtract line 4 from line 3 If zero or less, enter -0-	5	1,600.
<b>6</b> Credits/Payments		
<b>a</b> 2009 estimated tax payments and 2008 overpayment credited to 2009	6a	1,920.
<b>b</b> Exempt foreign organizations - tax withheld at source	6b	
<b>c</b> Tax paid with application for extension of time to file (Form 8868)	6c	
<b>d</b> Backup withholding erroneously withheld	6d	
<b>7</b> Total credits and payments Add lines 6a through 6d	7	1,920.
<b>8</b> Enter any penalty for underpayment of estimated tax Check here <input type="checkbox"/> if Form 2220 is attached	8	
<b>9</b> Tax due. If the total of lines 5 and 8 is more than line 7, enter amount owed	9	
<b>10</b> Overpayment. If line 7 is more than the total of lines 5 and 8, enter the amount overpaid	10	320.
<b>11</b> Enter the amount of line 10 to be Credited to 2010 estimated tax <input type="checkbox"/> 320. Refunded <input type="checkbox"/>	11	0.

**Part VII-A Statements Regarding Activities**

	Yes	No
<b>1a</b> During the tax year, did the foundation attempt to influence any national, state, or local legislation or did it participate or intervene in any political campaign?		X
<b>1b</b> Did it spend more than \$100 during the year (either directly or indirectly) for political purposes (see instructions for definition)? If the answer is "Yes" to 1a or 1b, attach a detailed description of the activities and copies of any materials published or distributed by the foundation in connection with the activities		X
<b>1c</b> Did the foundation file Form 1120-POL for this year?		X
<b>d</b> Enter the amount (if any) of tax on political expenditures (section 4955) imposed during the year (1) On the foundation <input type="checkbox"/> \$ 0. (2) On foundation managers <input type="checkbox"/> \$ 0.		
<b>e</b> Enter the reimbursement (if any) paid by the foundation during the year for political expenditure tax imposed on foundation managers <input type="checkbox"/> \$ 0.		
<b>2</b> Has the foundation engaged in any activities that have not previously been reported to the IRS? If "Yes," attach a detailed description of the activities		X
<b>3</b> Has the foundation made any changes, not previously reported to the IRS, in its governing instrument, articles of incorporation, or bylaws, or other similar instruments? If "Yes," attach a conformed copy of the changes		X
<b>4a</b> Did the foundation have unrelated business gross income of \$1,000 or more during the year?		X
<b>b</b> If "Yes," has it filed a tax return on Form 990-T for this year?		
<b>5</b> Was there a liquidation, termination, dissolution, or substantial contraction during the year? If "Yes," attach the statement required by General Instruction T.		X
<b>6</b> Are the requirements of section 508(e) (relating to sections 4941 through 4945) satisfied either • By language in the governing instrument, or • By state legislation that effectively amends the governing instrument so that no mandatory directions that conflict with the state law remain in the governing instrument?	X	
<b>7</b> Did the foundation have at least \$5,000 in assets at any time during the year? If "Yes," complete Part II, col. (c), and Part XV.	X	
<b>8a</b> Enter the states to which the foundation reports or with which it is registered (see instructions) <input type="checkbox"/> IL		
<b>b</b> If the answer is "Yes" to line 7, has the foundation furnished a copy of Form 990-PF to the Attorney General (or designate) of each state as required by General Instruction G? If "No," attach explanation	X	
<b>9</b> Is the foundation claiming status as a private operating foundation within the meaning of section 4942(j)(3) or 4942(j)(5) for calendar year 2009 or the taxable year beginning in 2009 (see instructions for Part XIV)? If "Yes," complete Part XIV		X
<b>10</b> Did any persons become substantial contributors during the tax year? If "Yes," attach a schedule listing their names and addresses		X

N/A

Form 990-PF (2009)

Part VII-A Statements Regarding Activities (continued)

11 At any time during the year, did the foundation, directly or indirectly, own a controlled entity within the meaning of section 512(b)(13)? If "Yes," attach schedule (see instructions)
12 Did the foundation acquire a direct or indirect interest in any applicable insurance contract before August 17, 2008?
13 Did the foundation comply with the public inspection requirements for its annual returns and exemption application?
Website address N/A
14 The books are in care of JPMORGAN CHASE BANK, N.A. Telephone no 630-221-2258
Located at 2000 S. NAPERVILLE ROAD, WHEATON, IL ZIP+4 60189-8153
15 Section 4947(a)(1) nonexempt charitable trusts filing Form 990-PF in lieu of Form 1041 - Check here and enter the amount of tax-exempt interest received or accrued during the year 15 N/A

Part VII-B Statements Regarding Activities for Which Form 4720 May Be Required

File Form 4720 if any item is checked in the "Yes" column, unless an exception applies.

1a During the year did the foundation (either directly or indirectly)
(1) Engage in the sale or exchange, or leasing of property with a disqualified person?
(2) Borrow money from, lend money to, or otherwise extend credit to (or accept it from) a disqualified person?
(3) Furnish goods, services, or facilities to (or accept them from) a disqualified person?
(4) Pay compensation to, or pay or reimburse the expenses of, a disqualified person?
(5) Transfer any income or assets to a disqualified person (or make any of either available for the benefit or use of a disqualified person)?
(6) Agree to pay money or property to a government official? (Exception. Check "No" if the foundation agreed to make a grant to or to employ the official for a period after termination of government service, if terminating within 90 days.)
b If any answer is "Yes" to 1a(1)-(6), did any of the acts fail to qualify under the exceptions described in Regulations section 53.4941(d)-3 or in a current notice regarding disaster assistance (see page 20 of the instructions)? Organizations relying on a current notice regarding disaster assistance check here
c Did the foundation engage in a prior year in any of the acts described in 1a, other than excepted acts, that were not corrected before the first day of the tax year beginning in 2009?
2 Taxes on failure to distribute income (section 4942) (does not apply for years the foundation was a private operating foundation defined in section 4942(j)(3) or 4942(j)(5))
a At the end of tax year 2009, did the foundation have any undistributed income (lines 6d and 6e, Part XIII) for tax year(s) beginning before 2009? If "Yes," list the years
b Are there any years listed in 2a for which the foundation is not applying the provisions of section 4942(a)(2) (relating to incorrect valuation of assets) to the year's undistributed income? (If applying section 4942(a)(2) to all years listed, answer "No" and attach statement - see instructions)
c If the provisions of section 4942(a)(2) are being applied to any of the years listed in 2a, list the years here
3a Did the foundation hold more than a 2% direct or indirect interest in any business enterprise at any time during the year?
b If "Yes," did it have excess business holdings in 2009 as a result of (1) any purchase by the foundation or disqualified persons after May 26, 1969, (2) the lapse of the 5-year period (or longer period approved by the Commissioner under section 4943(c)(7)) to dispose of holdings acquired by gift or bequest, or (3) the lapse of the 10-, 15-, or 20-year first phase holding period? (Use Schedule C, Form 4720, to determine if the foundation had excess business holdings in 2009)
4a Did the foundation invest during the year any amount in a manner that would jeopardize its charitable purposes?
b Did the foundation make any investment in a prior year (but after December 31, 1969) that could jeopardize its charitable purpose that had not been removed from jeopardy before the first day of the tax year beginning in 2009?

**Part VII-B Statements Regarding Activities for Which Form 4720 May Be Required** (continued)

**5a** During the year did the foundation pay or incur any amount to

(1) Carry on propaganda, or otherwise attempt to influence legislation (section 4945(e))?  Yes  No

(2) Influence the outcome of any specific public election (see section 4955), or to carry on, directly or indirectly, any voter registration drive?  Yes  No

(3) Provide a grant to an individual for travel, study, or other similar purposes?  Yes  No

(4) Provide a grant to an organization other than a charitable, etc., organization described in section 509(a)(1), (2), or (3), or section 4940(d)(2)?  Yes  No

(5) Provide for any purpose other than religious, charitable, scientific, literary, or educational purposes, or for the prevention of cruelty to children or animals?  Yes  No

**b** If any answer is "Yes" to 5a(1)-(5), did any of the transactions fail to qualify under the exceptions described in Regulations section 53.4945 or in a current notice regarding disaster assistance (see instructions)?  Yes  No  
 Organizations relying on a current notice regarding disaster assistance check here  N/A

**c** If the answer is "Yes" to question 5a(4), does the foundation claim exemption from the tax because it maintained expenditure responsibility for the grant?  Yes  No  
 If "Yes," attach the statement required by Regulations section 53.4945-5(d)  N/A

**6a** Did the foundation, during the year, receive any funds, directly or indirectly, to pay premiums on a personal benefit contract?  Yes  No

**b** Did the foundation, during the year, pay premiums, directly or indirectly, on a personal benefit contract?  Yes  No  
 If "Yes" to 6b, file Form 8870.

**7a** At any time during the tax year, was the foundation a party to a prohibited tax shelter transaction?  Yes  No

**b** If yes, did the foundation receive any proceeds or have any net income attributable to the transaction?  Yes  No

**Part VIII Information About Officers, Directors, Trustees, Foundation Managers, Highly Paid Employees, and Contractors**

**1 List all officers, directors, trustees, foundation managers and their compensation.**

(a) Name and address	(b) Title, and average hours per week devoted to position	(c) Compensation (If not paid, enter -0-)	(d) Contributions to employee benefit plans and deferred compensation	(e) Expense account, other allowances
SEE STATEMENT 10		51,725.	0.	0.

**2 Compensation of five highest-paid employees (other than those included on line 1). If none, enter "NONE."**

(a) Name and address of each employee paid more than \$50,000	(b) Title, and average hours per week devoted to position	(c) Compensation	(d) Contributions to employee benefit plans and deferred compensation	(e) Expense account, other allowances
NONE				

Total number of other employees paid over \$50,000 0

**Part VIII** Information About Officers, Directors, Trustees, Foundation Managers, Highly Paid Employees, and Contractors (continued)

**3** Five highest-paid independent contractors for professional services. If none, enter "NONE."

(a) Name and address of each person paid more than \$50,000	(b) Type of service	(c) Compensation
NONE		
		0

Total number of others receiving over \$50,000 for professional services

**Part IX-A** Summary of Direct Charitable Activities

List the foundation's four largest direct charitable activities during the tax year. Include relevant statistical information such as the number of organizations and other beneficiaries served, conferences convened, research papers produced, etc	Expenses
1 N/A	0.
2	
3	
4	

**Part IX-B** Summary of Program-Related Investments

Describe the two largest program-related investments made by the foundation during the tax year on lines 1 and 2	Amount
1 N/A	0.
2	
All other program-related investments See instructions	
3 N/A	0.
<b>Total.</b> Add lines 1 through 3	0.

**Part X Minimum Investment Return** (All domestic foundations must complete this part. Foreign foundations, see instructions.)

<b>1</b>	Fair market value of assets not used (or held for use) directly in carrying out charitable, etc., purposes		
<b>a</b>	Average monthly fair market value of securities	<b>1a</b>	6,125,433.
<b>b</b>	Average of monthly cash balances	<b>1b</b>	566,325.
<b>c</b>	Fair market value of all other assets	<b>1c</b>	
<b>d</b>	<b>Total</b> (add lines 1a, b, and c)	<b>1d</b>	6,691,758.
<b>e</b>	Reduction claimed for blockage or other factors reported on lines 1a and 1c (attach detailed explanation)	<b>1e</b>	0.
<b>2</b>	Acquisition indebtedness applicable to line 1 assets	<b>2</b>	0.
<b>3</b>	Subtract line 2 from line 1d	<b>3</b>	6,691,758.
<b>4</b>	Cash deemed held for charitable activities Enter 1 1/2% of line 3 (for greater amount, see instructions)	<b>4</b>	100,376.
<b>5</b>	<b>Net value of noncharitable-use assets.</b> Subtract line 4 from line 3 Enter here and on Part V, line 4	<b>5</b>	6,591,382.
<b>6</b>	<b>Minimum investment return.</b> Enter 5% of line 5	<b>6</b>	329,569.

**Part XI Distributable Amount** (see instructions) (Section 4942(j)(3) and (j)(5) private operating foundations and certain foreign organizations check here  and do not complete this part)

<b>1</b>	Minimum investment return from Part X, line 6	<b>1</b>	329,569.
<b>2a</b>	Tax on investment income for 2009 from Part VI, line 5	<b>2a</b>	1,600.
<b>b</b>	Income tax for 2009 (This does not include the tax from Part VI)	<b>2b</b>	
<b>c</b>	Add lines 2a and 2b	<b>2c</b>	1,600.
<b>3</b>	Distributable amount before adjustments Subtract line 2c from line 1	<b>3</b>	327,969.
<b>4</b>	Recoveries of amounts treated as qualifying distributions	<b>4</b>	0.
<b>5</b>	Add lines 3 and 4	<b>5</b>	327,969.
<b>6</b>	Deduction from distributable amount (see instructions)	<b>6</b>	0.
<b>7</b>	<b>Distributable amount as adjusted</b> Subtract line 6 from line 5 Enter here and on Part XIII, line 1	<b>7</b>	327,969.

**Part XII Qualifying Distributions** (see instructions)

<b>1</b>	Amounts paid (including administrative expenses) to accomplish charitable, etc., purposes		
<b>a</b>	Expenses, contributions, gifts, etc. - total from Part I, column (d), line 26	<b>1a</b>	378,784.
<b>b</b>	Program-related investments - total from Part IX-B	<b>1b</b>	0.
<b>2</b>	Amounts paid to acquire assets used (or held for use) directly in carrying out charitable, etc., purposes	<b>2</b>	
<b>3</b>	Amounts set aside for specific charitable projects that satisfy the		
<b>a</b>	Suitability test (prior IRS approval required)	<b>3a</b>	
<b>b</b>	Cash distribution test (attach the required schedule)	<b>3b</b>	
<b>4</b>	<b>Qualifying distributions.</b> Add lines 1a through 3b Enter here and on Part V, line 8, and Part XIII, line 4	<b>4</b>	378,784.
<b>5</b>	Foundations that qualify under section 4940(e) for the reduced rate of tax on net investment income Enter 1% of Part I, line 27b	<b>5</b>	1,600.
<b>6</b>	<b>Adjusted qualifying distributions.</b> Subtract line 5 from line 4	<b>6</b>	377,184.

**Note.** The amount on line 6 will be used in Part V, column (b), in subsequent years when calculating whether the foundation qualifies for the section 4940(e) reduction of tax in those years

**Part XIII** Undistributed Income (see instructions)

	(a) Corpus	(b) Years prior to 2008	(c) 2008	(d) 2009
<b>1</b> Distributable amount for 2009 from Part XI, line 7				327,969.
<b>2</b> Undistributed income, if any, as of the end of 2009				
<b>a</b> Enter amount for 2008 only			364,685.	
<b>b</b> Total for prior years		0.		
<b>3</b> Excess distributions carryover, if any, to 2009				
<b>a</b> From 2004				
<b>b</b> From 2005				
<b>c</b> From 2006				
<b>d</b> From 2007				
<b>e</b> From 2008				
<b>f</b> Total of lines 3a through e	0.			
<b>4</b> Qualifying distributions for 2009 from Part XII, line 4 ▶ \$ 378,784.				
<b>a</b> Applied to 2008, but not more than line 2a			364,685.	
<b>b</b> Applied to undistributed income of prior years (Election required - see instructions)		0.		
<b>c</b> Treated as distributions out of corpus (Election required - see instructions)	0.			
<b>d</b> Applied to 2009 distributable amount				14,099.
<b>e</b> Remaining amount distributed out of corpus	0.			
<b>5</b> Excess distributions carryover applied to 2009 (if an amount appears in column (d), the same amount must be shown in column (a))	0.			0.
<b>6</b> Enter the net total of each column as indicated below:				
<b>a</b> Corpus Add lines 3f, 4c, and 4e Subtract line 5	0.			
<b>b</b> Prior years' undistributed income Subtract line 4b from line 2b		0.		
<b>c</b> Enter the amount of prior years' undistributed income for which a notice of deficiency has been issued, or on which the section 4942(a) tax has been previously assessed		0.		
<b>d</b> Subtract line 6c from line 6b Taxable amount - see instructions		0.		
<b>e</b> Undistributed income for 2008 Subtract line 4a from line 2a Taxable amount - see instr			0.	
<b>f</b> Undistributed income for 2009 Subtract lines 4d and 5 from line 1 This amount must be distributed in 2010				313,870.
<b>7</b> Amounts treated as distributions out of corpus to satisfy requirements imposed by section 170(b)(1)(F) or 4942(g)(3)	0.			
<b>8</b> Excess distributions carryover from 2004 not applied on line 5 or line 7	0.			
<b>9</b> Excess distributions carryover to 2010. Subtract lines 7 and 8 from line 6a	0.			
<b>10</b> Analysis of line 9.				
<b>a</b> Excess from 2005				
<b>b</b> Excess from 2006				
<b>c</b> Excess from 2007				
<b>d</b> Excess from 2008				
<b>e</b> Excess from 2009				

WESLEY LUEHRING FOUNDATION

Form 990-PF (2009)

R81708001 / 2610279000

36-3616086

Page 10

**Part XIV Private Operating Foundations** (see instructions and Part VII-A, question 9) N/A

**1 a** If the foundation has received a ruling or determination letter that it is a private operating foundation, and the ruling is effective for 2009, enter the date of the ruling ▶

**b** Check box to indicate whether the foundation is a private operating foundation described in section  4942(j)(3) or  4942(j)(5)

	Tax year				(e) Total
	(a) 2009	(b) 2008	(c) 2007	(d) 2006	
<b>2 a</b> Enter the lesser of the adjusted net income from Part I or the minimum investment return from Part X for each year listed					
<b>b</b> 85% of line 2a					
<b>c</b> Qualifying distributions from Part XII, line 4 for each year listed					
<b>d</b> Amounts included in line 2c not used directly for active conduct of exempt activities					
<b>e</b> Qualifying distributions made directly for active conduct of exempt activities					
<b>3</b> Subtract line 2d from line 2c. Complete 3a, b, or c for the alternative test relied upon					
<b>a</b> "Assets" alternative test - enter					
<b>(1)</b> Value of all assets					
<b>(2)</b> Value of assets qualifying under section 4942(j)(3)(B)(i)					
<b>b</b> "Endowment" alternative test - enter 2/3 of minimum investment return shown in Part X, line 6 for each year listed					
<b>c</b> "Support" alternative test - enter					
<b>(1)</b> Total support other than gross investment income (interest, dividends, rents, payments on securities loans (section 512(a)(5)), or royalties)					
<b>(2)</b> Support from general public and 5 or more exempt organizations as provided in section 4942(j)(3)(B)(iii)					
<b>(3)</b> Largest amount of support from an exempt organization					
<b>(4)</b> Gross investment income					

**Part XV Supplementary Information (Complete this part only if the foundation had \$5,000 or more in assets at any time during the year-see the instructions.)**

**1 Information Regarding Foundation Managers:**

**a** List any managers of the foundation who have contributed more than 2% of the total contributions received by the foundation before the close of any tax year (but only if they have contributed more than \$5,000) (See section 507(d)(2))

NONE

**b** List any managers of the foundation who own 10% or more of the stock of a corporation (or an equally large portion of the ownership of a partnership or other entity) of which the foundation has a 10% or greater interest

NONE

**2 Information Regarding Contribution, Grant, Gift, Loan, Scholarship, etc., Programs:**

Check here  if the foundation only makes contributions to preselected charitable organizations and does not accept unsolicited requests for funds. If the foundation makes gifts, grants, etc. (see instructions) to individuals or organizations under other conditions, complete items 2a, b, c, and d

**a** The name, address, and telephone number of the person to whom applications should be addressed.

**SEE STATEMENT 11**

**b** The form in which applications should be submitted and information and materials they should include

**c** Any submission deadlines

**d** Any restrictions or limitations on awards, such as by geographical areas, charitable fields, kinds of institutions, or other factors.

WESLEY LUEHRING FOUNDATION

Form 990-PF (2009)

R81708001 / 2610279000

36-3616086 Page 11

**Part XV** Supplementary Information (continued)

3 Grants and Contributions Paid During the Year or Approved for Future Payment					
Recipient		If recipient is an individual, show any relationship to any foundation manager or substantial contributor	Foundation status of recipient	Purpose of grant or contribution	Amount
Name and address (home or business)					
<i>a Paid during the year</i>					
SEE STATEMENT 12					
<b>Total</b>				▶ 3a	365,000.
<i>b Approved for future payment</i>					
NONE					
<b>Total</b>				▶ 3b	0.





**Part IV Capital Gains and Losses for Tax on Investment Income**

(a) List and describe the kind(s) of property sold, e.g., real estate, 2-story brick warehouse; or common stock, 200 shs MLC Co	(b) How acquired P - Purchase D - Donation	(c) Date acquired (mo, day, yr)	(d) Date sold (mo, day, yr)
<b>1a PUBLICLY TRADED SECURITIES</b>			
<b>b LONG TERM CAPITAL GAIN DISTRIBUTION</b>	P		
<b>c SETTLEMENT - SALOMON ANALYST AT&amp;T SEC. LITIGATION</b>	P		
<b>d SETTLEMENT - TYCO INTL SEC. LITIGATION</b>	P		
<b>e SETTLEMENT - EL PASO SEC. LITIGATION</b>	P		
<b>f SETTLEMENT - FREDDIE MAC SEC. LITIGATION</b>	P		
<b>g SETTLEMENT - COCA COLA SEC. LITIGATION</b>	P		
h			
i			
j			
k			
l			
m			
n			
o			

(e) Gross sales price	(f) Depreciation allowed (or allowable)	(g) Cost or other basis plus expense of sale	(h) Gain or (loss) (e) plus (f) minus (g)
a 3,820,823.		4,383,796.	<562,973.>
b 92.			92.
c 19.			19.
d 568.			568.
e 270.			270.
f 142.			142.
g 432.			432.
h			
i			
j			
k			
l			
m			
n			
o			

Complete only for assets showing gain in column (h) and owned by the foundation on 12/31/69			(l) Losses (from col (h)) Gains (excess of col (h) gain over col (k), but not less than "-0-")
(i) FMV as of 12/31/69	(j) Adjusted basis as of 12/31/69	(k) Excess of col (i) over col (j), if any	
a			<562,973.>
b			92.
c			19.
d			568.
e			270.
f			142.
g			432.
h			
i			
j			
k			
l			
m			
n			
o			

2 Capital gain net income or (net capital loss) ( If gain, also enter in Part I, line 7 If (loss), enter "-0-" in Part I, line 7 )	2	<561,450.>
3 Net short-term capital gain or (loss) as defined in sections 1222(5) and (6) If gain, also enter in Part I, line 8, column (c) If (loss), enter "-0-" in Part I, line 8	3	N/A

FORM 990-PF INTEREST ON SAVINGS AND TEMPORARY CASH INVESTMENTS STATEMENT 1

SOURCE	AMOUNT
JPMORGAN LIQUID ASSETS MONEY MARKET FUND	699.
TOTAL TO FORM 990-PF, PART I, LINE 3, COLUMN A	699.

FORM 990-PF DIVIDENDS AND INTEREST FROM SECURITIES STATEMENT 2

SOURCE	GROSS AMOUNT	CAPITAL GAINS DIVIDENDS	COLUMN (A) AMOUNT
DIVIDENDS AND INTEREST	199,791.	0.	199,791.
TOTAL TO FM 990-PF, PART I, LN 4	199,791.	0.	199,791.

FORM 990-PF OTHER INCOME STATEMENT 3

DESCRIPTION	(A) REVENUE PER BOOKS	(B) NET INVESTMENT INCOME	(C) ADJUSTED NET INCOME
REFUND - EXCISE TAX	6,676.	0.	
TOTAL TO FORM 990-PF, PART I, LINE 11	6,676.	0.	

FORM 990-PF ACCOUNTING FEES STATEMENT 4

DESCRIPTION	(A) EXPENSES PER BOOKS	(B) NET INVESTMENT INCOME	(C) ADJUSTED NET INCOME	(D) CHARITABLE PURPOSES
TAX PREPARATION FEES	825.	0.		825.
TO FORM 990-PF, PG 1, LN 16B	825.	0.		825.

FORM 990-PF TAXES STATEMENT 5

DESCRIPTION	(A) EXPENSES PER BOOKS	(B) NET INVEST- MENT INCOME	(C) ADJUSTED NET INCOME	(D) CHARITABLE PURPOSES
FOREIGN TAX WITHHELD	1,700.	1,700.		0.
TO FORM 990-PF, PG 1, LN 18	1,700.	1,700.		0.

FORM 990-PF OTHER EXPENSES STATEMENT 6

DESCRIPTION	(A) EXPENSES PER BOOKS	(B) NET INVEST- MENT INCOME	(C) ADJUSTED NET INCOME	(D) CHARITABLE PURPOSES
IL ATTORNEY GENERAL FEE	15.	0.		15.
IL SECRETARY OF STATE FEES	13.	0.		13.
TO FORM 990-PF, PG 1, LN 23	28.	0.		28.

FORM 990-PF OTHER DECREASES IN NET ASSETS OR FUND BALANCES STATEMENT 7

DESCRIPTION	AMOUNT
MUTUAL FUND FACTORING / BASIS ADJUSTMENT	322.
TOTAL TO FORM 990-PF, PART III, LINE 5	322.

FORM 990-PF CORPORATE STOCK STATEMENT 8

DESCRIPTION	BOOK VALUE	FAIR MARKET VALUE
COMMON & MUTUAL FUNDS - EQUITIES	4,093,488.	4,509,889.
TOTAL TO FORM 990-PF, PART II, LINE 10B	4,093,488.	4,509,889.

DESCRIPTION	BOOK VALUE	FAIR MARKET VALUE
CORP & MUTUAL FUNDS - FIXED INCOME	2,309,247.	2,424,362.
TOTAL TO FORM 990-PF, PART II, LINE 10C	2,309,247.	2,424,362.

FORM 990-PF                      PART VIII - LIST OF OFFICERS, DIRECTORS  
TRUSTEES AND FOUNDATION MANAGERS                      STATEMENT 10

NAME AND ADDRESS	TITLE AND AVRG HRS/WK	COMPEN- SATION	EMPLOYEE BEN PLAN CONTRIB	EXPENSE ACCOUNT
JPMORGAN CHASE BANK, NA P.O. BOX 3038 MILWAUKEE, WI 53201	ASSET MANAGEMENT 2.00	51,725.	0.	0.
GARY CROCUS C/O JPMORGAN CHASE BANK; 2000 S NAPERVILLE ROAD WHEATON, IL 60187	PRESIDENT 1.00	0.	0.	0.
MICHAEL CELER 211 S WHEATON, SUITE 300 WHEATON, IL 60187	TREASURER 1.00	0.	0.	0.
TERRENCE KALINA 300 E. ROOSEVELT RD WHEATON, IL 60187-1908	SECRETARY 1.00	0.	0.	0.
CORINNE SCHAEFER 2443 TIMBER SPRINGS DR JOLIET, IL 60432-0782	DIRECTOR 1.00	0.	0.	0.
ELSIE DOERING 792 BRANTWOOD AVE ELK GROVE VILLAGE, IL 60007	DIRECTOR 1.00	0.	0.	0.
LISA PATTERSON 150 MONTCLARE LANE WOOD DALE, IL 60191	DIRECTOR 1.00	0.	0.	0.
TOTALS INCLUDED ON 990-PF, PAGE 6, PART VIII		51,725.	0.	0.

FORM 990-PF

GRANT APPLICATION SUBMISSION INFORMATION  
PART XV, LINES 2A THROUGH 2D

STATEMENT 11

NAME AND ADDRESS OF PERSON TO WHOM APPLICATIONS SHOULD BE SUBMITTED

JPMORGAN CHASE BANK, NA  
2000 S. NAPERVILLE ROAD  
WHEATON, IL 60189-8153

TELEPHONE NUMBER

NAME OF GRANT PROGRAM

630-221-2258

LUEHRING FOUNDATION

FORM AND CONTENT OF APPLICATIONS

LETTER WITH COPY OF TAX-EXEMPT RULING, PROGRAM DESCRIPTION AND BUDGET  
FIGURES, ATTN: NANCY BRACKMANN - THIRD FLOOR

ANY SUBMISSION DEADLINES

THERE ARE NO SUBMISSION DEADLINES

RESTRICTIONS AND LIMITATIONS ON AWARDS

TERMS OF FOUNDATION'S DOCUMENT

FORM 990-PF

GRANTS AND CONTRIBUTIONS  
PAID DURING THE YEAR

STATEMENT 12

RECIPIENT NAME AND ADDRESS	RECIPIENT RELATIONSHIP AND PURPOSE OF GRANT	RECIPIENT STATUS	AMOUNT
BEAR NECESSITIES PEDIATRIC CANCER FUND 23 W HUBBARD, 3RD FLOOR CHICAGO, IL 60610	NONE CHARITABLE GIFT	PUBLIC	25,000.
BENSENVILLE UNITED METHODIST CHURCH 328 S CHURCH ROAD BENSENVILLE, IL 60106	NONE CHARITABLE GIFT	PUBLIC	15,000.
BETHANY UNITED METHODIST CHURCH 400 N. WALNUT STREET ITASCA, IL 60143	NONE CHARITABLE GIFT	PUBLIC	35,000.
BOY SCOUTS - CUB SCOUT ADVENTURE CAMP 811 W HILLGROVE AVE LAGRANGE, IL 60525	NONE CHARITABLE GIFT	PUBLIC	40,000.
BRIDGE COMMUNITIES - CHILDREN PROGRAMS 505 CRESCENT BLVD GLEN ELLYN, IL 60137-4539	NONE CHARITABLE GIFT	PUBLIC	5,000.
CHILD SERV 8765 W HIGGINS ROAD, STE 450 CHICAGO, IL 60631-9964	NONE CHARITABLE GIFT	PUBLIC	15,000.
ELK GROVE HISTORICAL ASSOCIATION 399 BIESTERVILLE ROAD ELK GROVE, IL 60007	NONE CHARITABLE GIFT	PUBLIC	30,000.
FEED THE CHILDREN P O BOX 36 OKLAHOMA CITY, OK 73101-0036	NONE CHARITABLE GIFT	PUBLIC	20,000.

GIANT STEPS 8320 S. MADISON STREET BURR RIDGE, IL 60527	NONE CHARITABLE GIFT	PUBLIC	40,000.
HADLEY SCHOOL FOR THE BLIND 700 ELM STREET WINNETKA, IL 60093-0299	NONE CHARITABLE GIFT	PUBLIC	15,000.
LITTLE SISTERS OF THE POOR 80 WEST NORTHWEST HIGHWAY PALATINE, IL 60067-3582	NONE CHARITABLE GIFT	PUBLIC	30,000.
MERCY HOME FOR BOYS AND GIRLS 1140 W JACKSON BLVD CHICAGO, IL 60607	NONE CHARITABLE GIFT	PUBLIC	10,000.
OUTREACH COMMUNITY MINISTRIES 122 W LIBERTY DRIVE WHEATON, IL 60187	NONE CHARITABLE GIFT	PUBLIC	25,000.
SALVATION ARMY 5040 N PULASKI ROAD CHICAGO, IL 60630	NONE CHARITABLE GIFT	PUBLIC	20,000.
ST. JUDE CHILDREN'S RESEARCH HOSPITAL 501 ST JUDE PLACE MEMPHIS, TN 38105	NONE CHARITABLE GIFT	PUBLIC	40,000.
TOTAL TO FORM 990-PF, PART XV, LINE 3A			<u>365,000.</u>

**Account Summary**

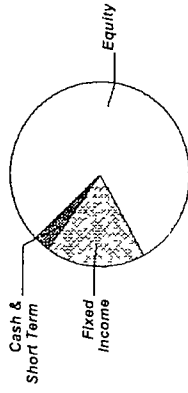
**PRINCIPAL**

Asset Allocation	Ending Market Value	Estimated Annual Income	Current Allocation
Equity	4,509,889 15	63,779 15	80%
Cash & Short Term	95,316 27	114 37	2%
Fixed Income	999,477 09	47,421 50	18%
<b>Market Value</b>	<b>\$5,604,682.51</b>		<b>100%</b>

**INCOME**

Cash Position	Ending Market Value
Cash Balance	21,279 82
Accruals	4,825 50
<b>Market Value</b>	<b>\$26,105.32</b>

**Asset Allocation**



# J.P.Morgan

WESLEY LUEHRING FOUNDATION NP ACCT R81708001  
 For the Period 11/1/09 to 12/31/09

## Account Summary CONTINUED

Tax Summary	Current Period Value	Year-to-Date Value
Domestic Dividends/Distributions	51,705 70	51,705 70
Foreign Dividends	38 22	38 22
Interest Income	94 61	94 61
<b>Taxable Income</b>	<b>\$51,838 53</b>	<b>\$51,838 53</b>

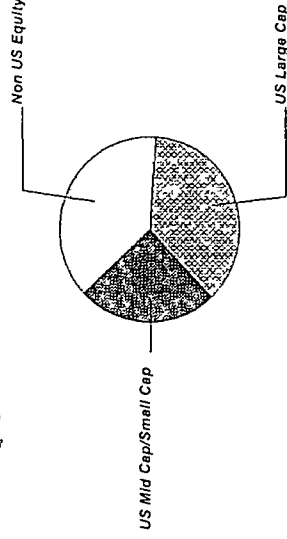
	Current Period Value	Year-to-Date Value
LT Capital Gain Distributions	92 11	92 11
ST Realized Gain/Loss	3,062 77	3,062 77
LT Realized Gain/Loss	474 93	474 93
<b>Realized Gain/Loss</b>	<b>\$3,629 81</b>	<b>\$3,629 81</b>

Unrealized Gain/Loss	To-Date Value
	<b>\$512,843 73</b>

**Equity Summary**

Asset Categories	Ending Market Value	Current Allocation
US Large Cap	1,650,300.65	29%
US Mid Cap/Small Cap	1,142,919.76	20%
Non US Equity	1,716,668.74	31%
<b>Total Value</b>	<b>\$4,509,889.15</b>	<b>80%</b>

Asset Categories



Market Value/Cost	Current Period Value
Market Value	4,509,889.15
Tax Cost	4,093,487.53
Unrealized Gain/Loss	416,401.62
Estimated Annual Income	63,779.15
Accrued Dividends	672.97
Yield	1.41%

# J.P.Morgan

WESLEY LUEHRING FOUNDATION NP ACCT R81708001  
For the Period 11/1/09 to 12/31/09

## Equity Detail

	Quantity	Price	Market Value	Tax Cost	Unrealized Gain/Loss	Estimated Annual Income Accrued Dividends	Yield
<b>US Large Cap</b>							
JPMORGAN TRI GROWTH ADVANTAGE FUND SELECT SHARE CLASS FUND 1567 4812A3-71-8 JGAS X	31,711,840	7.27	230,545.08	209,932.38	20,612.70		
ABBOTT LABORATORIES 002824-10-0 ABT	150,000	53.99	8,098.50	7,601.56	496.94	240.00	2.96%
ADVANCED AUTO PARTS INC 00751Y-10-6 AAP	45,000	40.48	1,821.60	1,683.24	138.36	10.80 2.70	0.59%
AETNA INC 00817Y-10-8 AET	115,000	31.70	3,645.50	3,185.25	460.25	4.60	0.13%
AFLAC INC 001055-10-2 AFL	55,000	46.25	2,543.75	2,459.32	84.43	61.60	2.42%
AMAZON COM INC 023135-10-6 AMZN	15,000	134.52	2,017.80	1,250.65	767.15		
ANADARKO PETROLEUM CORP 032511-10-7 APC	30,000	62.42	1,872.60	1,304.91	567.69	10.80	0.58%
APACHE CORP 037411-10-5 APA	50,000	103.17	5,158.50	4,086.34	1,072.16	30.00	0.58%
APPLE INC. 037833-10-0 AAPL	40,000	210.73	8,429.28	6,174.15	2,255.13		

	Quantity	Price	Market Value	Tax Cost	Unrealized Gain/Loss	Estimated Annual Income Accrued Dividends	Yield
<b>US Large Cap</b>							
APPLIED MATERIALS INC 038222-10-5 AMAT	290 000	13 94	4,042 60	3,825 82	216 78	69 60	1 72 %
AT&T INC 00206R-10-2 T	175 000	28 03	4,905 25	6,519 18	(1,613 93)	294 00	5 99 %
BANK OF AMERICA CORP 060505-10-4 BAC	507 000	15 06	7,635 42	9,441 30	(1,805 88)	20 28	0 27 %
BANK OF NEW YORK MELLON CORP 064058-10-0 BK	175 000	27 97	4,894 75	5,291 41	(396 66)	63 00	1 29 %
BAXTER INTERNATIONAL INC 071813-10-9 BAX	55 000	58 68	3,227 40	2,876 47	350 93	63 80 15 95	1 98 %
BB & T CORP 054937-10-7 BBT	75 000	25 37	1,902 75	1,568 66	334 09	45 00	2 36 %
BOEING CO 097023-10-5 BA	30 000	54 13	1,623 90	1,972 63	(348 73)	50 40	3 10 %
BRISTOL MYERS SQUIBB CO 110122-10-8 BMY	130 000	25 25	3,282 50	2,814 08	468 42	166 40 41 60	5 07 %
CARDINAL HEALTH INC 14149Y-10-8 CAH	50 000	32 24	1,612 00	1,234 69	377 31	35 00 8 75	2 17 %
CATERPILLAR INC 149123-10-1 CAT	25 000	56 99	1,424 75	777 66	647 09	42 00	2 95 %
CELGENE CORPORATION 151020-10-4 CELG	90 000	55 68	5,011 20	4,403 40	607 80		

	Quantity	Price	Market Value	Tax Cost	Unrealized Gain/Loss	Estimated Annual Income Accrued Dividends	Yield
<b>US Large Cap</b>							
CHEVRON CORP 166764-10-0 CVX	75 000	76 99	5,774 25	4,824 03	950 22	204 00	3 53%
CISCO SYSTEMS INC 17275R-10-2 CSC0	433 000	23 94	10,366 02	9,586 79	779 23		
CITIGROUP INC 172967-10-1 C	760 000	3 31	2,515 60	3,066 06	(550 46)		
COACH INC 189754-10-4 COH	40 000	36 53	1,461 20	1,348 73	112 47	12 00	0 82%
COCA COLA CO 191216-10-0 KO	45 000	57 00	2,565 00	2,588 80	(23 80)	73 80	2 88%
COMCAST CORP CL A 20030N-10-1 CMCS A	125 000	16 86	2,107 50	2,122 85	(15 35)	47 25	2 24%
CONOCOPHILLIPS J825C-10-4 COP	75 000	51 07	3,830 25	3,939 75	(109 50)	150 00	3 92%
CORNING INC 219350-10-5 GLW	255 000	19 31	4,924 05	5,369 16	(445 11)	51 00	1 04%
CVS/CAREMARK CORPORATION 126650-10-0 CVS	189 000	32 21	6,087 69	5,877 79	209 90	57 64	0 95%
DEERE & CO 244199-10-5 DE	100 000	54 09	5,409 00	4,452 33	956 67	112 00 28 00	2 07%
DEVON ENERGY CORP 25179M-10-3 DVN	75 000	73 50	5,512 50	3,314 42	2,198 08	48 00	0 87%

WESLEY LUEHRING FOUNDATION NP ACCT R81708001  
For the Period 11/1/09 to 12/31/09

	Quantity	Price	Market Value	Tax Cost	Unrealized Gain/Loss	Estimated Annual Income Accrued Dividends	Yield
<b>US Large Cap</b>							
DOW CHEMICAL CO 260543-10-3 DOW	165 000	27 63	4,558 95	2,579 62	1,979 33	99 00 24 75	2 17 %
EDISON INTERNATIONAL 281020-10-7 EIX	135 000	34 78	4,695 30	4,485 19	210 11	170 10 42 53	3 62 %
EMERSON ELECTRIC CO 291011-10-4 EMR	65 000	42 60	2,769 00	2,287 49	481 51	87 10	3 15 %
EOG RESOURCES INC 26875P-10-1 EOG	25 000	97 30	2,432 50	1,691 95	740 55	14 50	0 60 %
EXXON MOBIL CORP 30231G-10-2 XOM	125 000	68 19	8,523 75	10,085 98	(1,562 23)	210 00	2 46 %
FREEMONT-MCMORAN COPPER & GOLD INC CL B 35671D-85-7 FCX	75 000	80 29	6,021 75	2,867 99	3,153 76	45 00	0 75 %
GENERAL MILLS INC 70334-10-4 GIS	30 000	70 81	2,124 30	1,481 90	642 40	58 80	2 77 %
GILEAD SCIENCES INC 375558-10-3 GILD	80 000	43 27	3,461 60	3,748 32	(286 72)		
GOLDMAN SACHS GROUP INC 38141G-10-4 GS	45 000	168 84	7,597 80	3,821 44	3,776 36	63 00	0 83 %
GOOGLE INC CL A 38259P-50-8 GOOG	18 000	619 98	11,159 64	5,410 50	5,749 14		

	Quantity	Price	Market Value	Tax Cost	Unrealized Gain/Loss	Estimated Annual Income		Yield
						Accrued Dividends		
<b>US Large Cap</b>								
HARTFORD CAPITAL APPRECIATION FUND 416649-30-9 ITHI X	5,097,764	30.61	156,042.56	148,192.00	7,850.56	2,186.94		1.40%
HEWLETT-PACKARD CO 428236-10-3 HPQ	261,000	51.51	13,444.11	8,797.14	4,646.97	83.52	20.88	0.62%
HONEYWELL INTERNATIONAL INC 438516-10-6 HON	40,000	39.20	1,568.00	1,644.15	(76.15)	48.40		3.09%
INTERNATIONAL GAME TECHNOLOGY 459902-10-2 IGT	55,000	18.77	1,032.35	843.64	188.71	13.20	3.30	1.28%
INTERNATIONAL BUSINESS MACHINES CORP 459200-10-1 IBM	38,000	130.90	4,974.20	3,138.96	1,835.24	83.60		1.68%
JOHNSON CONTROLS INC 478366-10-7 JCI	175,000	27.24	4,767.00	2,905.09	1,861.91	91.00	22.75	1.91%
JPMORGAN INTREPID AMERICA FUND SELECT SHARE CLASS UND 1206 4812A2-10-8 JPIA X	7,273,441	20.31	147,723.59	167,425.80	(19,702.21)	2,793.00		1.89%
JPMORGAN TAX AWARE DISCIPLINED EQUITY FUND INSTITUTIONAL SHARE CLASS FUND 1236 4812A1-65-4 JPDE X	10,993,113	15.78	173,471.32	165,996.00	7,475.32	2,275.57		1.31%

	Quantity	Price	Market Value	Tax Cost	Unrealized Gain/Loss	Estimated Annual Income Accrued Dividends	Yield
<b>US Large Cap</b>							
JPMORGAN TRI US LARGE CAP VALUE PLUS SELECT SHARE CLASS FUND 1513 4812A4-65-8 JTVS X	12,623,935	11.73	148,078,76	139,999.44	8,079.32	706.94	0.48%
JPMORGAN US LARGE CAP CORE PLUS FUND SELECT FUND 1002 4812A2-38-9 JLPS X	13,027,619	18.18	236,842.11	250,000.00	(13,157.89)	1,485.14	0.63%
JUNIPER NETWORKS INC 48203R-10-4 JNPR	135,000	26.67	3,600.45	3,184.75	415.70		
MASTERCARD INC - CLASS A 57636Q-10-4 MA	10,000	255.98	2,559.80	1,828.12	731.68	6.00	0.23%
MERCK & CO INC 58933Y-10-5 MRK	245,000	36.54	8,952.30	8,059.13	893.17	372.40 93.10	4.16%
NETLIFE INC 59156R-10-8 MET	45,000	35.35	1,590.75	1,128.99	461.76	33.30	2.09%
MICROSOFT CORP 594918-10-4 MSFT	573,000	30.48	17,465.04	13,826.27	3,638.77	297.96	1.71%
MONSANTO CO 61166W-10-1 MON	35,000	81.75	2,861.25	3,151.22	(289.97)	37.10	1.30%
MORGAN STANLEY 617446-44-8 MS	152,000	29.60	4,499.20	3,891.42	607.78	30.40	0.68%

	Quantity	Price	Market Value	Tax Cost	Unrealized Gain/Loss	Estimated Annual Income	Yield
						Accrued Dividends	
<b>US Large Cap</b>							
NATIONAL SEMICONDUCTOR CORP 637640-10-3 NSM	90 000	15 36	1,382 40	1,063 71	318 69	28 80 7 20	2 08 %
NETAPP INC 64110D-10-4 NTAP	45 000	34 36	1,546 20	704 45	841 75		
NIKE INC B 654106-10-3 NKE	40 000	66 07	2,642 80	2,471 20	171 60	43 20 10 80	1 63 %
NORFOLK SOUTHERN CORP 655844-10-8 NSC	200 000	52 42	10,484 00	9,256 31	1,227 69	272 00	2 59 %
OCCIDENTAL PETROLEUM CORP 674599-10-5 OXY	85 000	81 35	6,914 75	5,378 18	1,536 57	112 20 28 05	1 62 %
ORACLE CORP 68389X-10-5 ORCL	160 000	24 53	3,924 80	3,515 20	409 60	32 00	0 82 %
PACCAR INC 693718-10-8 PCAR	95 000	36 27	3,445 65	2,574 57	871 08	34 20	0 99 %
ARKER-HANNIFIN CORP 701094-10-4 PH	40 000	53 88	2,155 20	1,847 90	307 30	40 00	1 86 %
PAYCHEX INC 704326-10-7 PAYX	50 000	30 64	1,532 00	1,291 93	240 07	62 00	4 05 %
PEPSICO INC 713448-10-8 PEP	85 000	60 80	5,168 00	4,691 06	476 94	153 00 38 25	2 96 %
PFIZER INC 717081-10-3 PFE	480 000	18 19	8,731 20	7,403 52	1,327 68	345 60	3 96 %

	Quantity	Price	Market Value	Tax Cost	Unrealized Gain/Loss	Estimated Annual Income	Yield
						Accrued Dividends	
<b>US Large Cap</b>							
PHILIP MORRIS INTERNATIONAL 718172-10-9 PM	115 000	48 19	5,541 85	4,563 94	977 91	266 80 66 70	4 81 %
PRAXAIR INC 74005P-10-4 PX	47 000	80 31	3,774 57	3,469 71	304 86	75 20	1 99 %
PROCTER & GAMBLE CO 742718-10-9 PG	185 000	60 63	11,216 55	12,581 51	(1,364 96)	325 60	2 90 %
PRUDENTIAL FINANCIAL INC 744320-10-2 PRU	75 000	49 76	3,732 00	3,440 31	291 69	52 50	1 41 %
QUALCOMM INC 747525-10-3 QCOM	146 000	46 26	6,753 96	6,108 96	645 00	99 28	1 47 %
SCHLUMBERGER LTD 806857-10-8 SLB	60 000	65 09	3,905 40	2,455 74	1,449 66	50 40 12 60	1 29 %
SOUTHERN CO 942587-10-7 SO	75 000	33 32	2,499 00	2,341 50	157 50	131 25	5 25 %
SOUTHWESTERN ENERGY CO 845467-10-9 SWN	30 000	48 20	1,446 00	1,295 68	150 32		
SPRINT NEXTEL CORP 852061-10-0 S	375 000	3 66	1,372 50	1,515 50	(143 00)		
STAPLES INC 855030-10-2 SPLS	185 000	24 59	4,549 15	3,715 38	833 77	61 05 15 26	1 34 %
STARWOOD HOTELS & RESORTS 85590A-40-1 HOT	85 000	36 57	3,108 45	1,832 83	1,275 62	17 00 17 00	0 55 %

	Quantity	Price	Market Value	Tax Cost	Unrealized Gain/Loss	Estimated Annual Income	Yield
						Accrued Dividends	
<b>US Large Cap</b>							
SYSCO CORP 871829-10-7 SY	95 000	27 94	2,654 30	3,009 69	(355 39)	95 00 23 75	3 58 %
TD AMERITRADE HOLDING CORPORATION 87236Y-10-8 AMTD	65 000	19 38	1,259 70	1,018 03	241 67		
THORNBERG VALUE FUND FD CL I 885215-63-2 TVIF X	4,915 489	31 58	155,231 14	148,202 00	7,029 14	2,506 89	1 61 %
TIME WARNER INC NEW 887317-30-3 TWX	200 000	29 14	5,828 00	3,834 01	1,993 99	150 00	2 57 %
UNITED TECHNOLOGIES CORP 913017-10-9 UTX	105 000	69 41	7,288 05	6,782 96	505 09	161 70	2 22 %
URBAN OUTFITTERS INC 917047-10-2 URBN	45 000	34 99	1,574 55	673 39	901 16		
-S BANCORP DEL 902973-30-4 USB	215 000	22 51	4,839 65	4,850 21	(10 56)	43 00 10 75	0 89 %
V F CORP 918204-10-8 VFC	30 000	73 24	2,197 20	1,707 68	489 52	72 00	3 28 %
VERIZON COMMUNICATIONS INC 92343V-10-4 VZ	222 000	33 13	7,354 86	8,306 18	(951 32)	421 80	5 73 %
WAL MART STORES INC 931142-10-3 WMT	102 000	53 45	5,451 90	4,826 43	625 47	111 18 27 80	2 04 %

	Quantity	Price	Market Value	Tax Cost	Unrealized Gain/Loss	Estimated Annual Income	Yield
						Accrued Dividends	
<b>US Large Cap</b>							
WALT DISNEY CO 254687-10-6 DIS	280 000	32 25	9,030 00	5,840 12	3,189 88	98 00 98 00	1 09 %
WELLPOINT INC 94973V-10-7 WLP	25 000	58 29	1,457 25	1,333 82	123 43		
WELLS FARGO & CO 949746-10-1 WFC	245 000	26 99	6,612 55	4,125 81	2,486 74	49 00	0 74 %
XILINX CORP 983919-10-1 XLNX	125 000	25 06	3,132 50	2,555 19	577 31	80 00	2 55 %
YUM BRANDS INC 988498-10-1 YUM	100 000	34 97	3,497 00	3,426 92	70 08	84 00	2 40 %
<b>Total US Large Cap</b>			<b>\$1,650,300.65</b>	<b>\$1,571,377.84</b>	<b>\$78,922 81</b>	<b>\$19,329.59 \$660.47</b>	<b>1.17 %</b>
<b>US Mid Cap/Small Cap</b>							
EAGLE MID CAP STOCK FUND - A 269858-86-6 HMCA X	7,515 528	22 90	172,105 59	121,000 00	51,105 59		
ISHARES RUSSELL MIDCAP INDEX FUND 464287-49-9 IWR	1,610 000	82 51	132,841 10	128,091 60	4,749 50	2,624 30	1 98 %
ISHARES RUSSELL 2000 INDEX FUND 464287-65-5 IWIM	3,000 000	62 44	187,320 00	152,704 75	34,615 25	3,039 00	1 62 %
ISHARES S&P MIDCAP 400 INDEX FUND 464287-50-7 IJH	2,090 000	72 41	151,336 90	146,801 60	4,535 30	2,813 14	1 86 %

# J.P.Morgan

WESLEY LUEHRING FOUNDATION NP ACCT. R81708001  
For the Period 11/1/09 to 12/31/09

	Quantity	Price	Market Value	Tax Cost	Unrealized Gain/Loss	Estimated Annual Income Accrued Dividends	Yield
<b>US Mid Cap/Small Cap</b>							
JPMORGAN SMALL CAP CORE FUND SELECT SHARE CLASS FUND 690 4812A1-23-3 VSSC X	4,058,433	28.74	116,639.36	111,891.00	4,748.36	978.08	0.84%
JPMORGAN TRI HIGHBRIDGE STATISTICAL MARKET NEUTRAL FUND SELECT SHARES FUND # 1011 4812A2-43-9 HSKS X	13,928,513	15.74	219,234.79	221,034.69	(1,799.90)	459.64	0.21%
JPMORGAN US REAL ESTATE FUND SELECT SHARE CLASS FUND 3037 4812C0-61-3 SUJE X	13,313,089	12.21	162,552.82	104,640.88	57,911.94	3,740.97	2.30%
KB HOME 48666K-10-9 KBH	65,000	13.68	889.20	1,074.83	(185.63)	16.25	1.83%
<b>Total US Mid Cap/Small Cap</b>			<b>\$1,142,919.76</b>	<b>\$987,239.35</b>	<b>\$155,680.41</b>	<b>\$13,671.38</b>	<b>1.20%</b>
<b>Non US Equity</b>							
ACE LTD NEW H0023R-10-5 ACE	45,000	50.40	2,268.00	2,128.27	139.73	55.80	2.48%
ARTIO INTERNATIONAL EQUITY II - I 04315J-83-7 JETIX	26,586,000	11.78	313,183.08	200,990.16	112,192.92	15,393.29	4.92%

WESLEY LUEHRING FOUNDATION NP ACCT R81708001  
For the Period 11/1/09 to 12/31/09

	Quantity	Price	Market Value	Tax Cost	Unrealized Gain/Loss	Estimated Annual Income Accrued Dividends	Yield
<b>Non US Equity</b>							
COOPER INDUSTRIES PLC CL - A G24140-10-8 CBE	50 000	42.64	2,132.00	1,653.08	478.92	50.00 12.50	2.35%
COVDIEN PLC G2554F-10-5 COV	95 000	47.89	4,549.55	3,472.79	1,076.76	68.40	1.50%
DODGE & COX INTERNATIONAL STOCK 256206-10-3 DODF X	6,824 342	31.85	217,355.29	217,833.00	(477.71)	2,975.41	1.37%
JPMORGAN ASIA EQUITY FUND SELECT SHARE CLASS FUND 1134 4812A0-70-6 JPAS X	11,078 206	31.20	345,640.03	316,274.00	29,366.03	1,273.99	0.37%
JPMORGAN INTERNATIONAL VALUE FUND SELECT SHARE CLASS FUND 1296 4812A0-56-5 JIES X	25,828 582	12.68	327,506.42	333,447.00	(5,940.58)	7,929.37	2.42%
JPMORGAN INTREPID INTERNATIONAL FUND SELECT SHARE CLASS FUND # 1321 4812A2-21-5 JISI X	5,084 230	15.73	79,974.94	102,193.02	(22,218.08)	1,337.15	1.67%
SPDR GOLD TRUST 78463V-10-7 GLD	750 000	107.31	80,482.50	70,993.50	9,489.00		
T ROWE PRICE INTERNATIONAL FUNDS INC NEW ASIA FUND 77956H-50-0 PRAS X	21,184 692	16.14	341,920.93	284,200.26	57,720.67	1,694.77	0.50%

WESLEY LUEHRING FOUNDATION NP ACCT R81708001  
 For the Period 11/1/09 to 12/31/09

	Quantity	Price	Market Value	Tax Cost	Unrealized Gain/Loss	Estimated Annual Income	Yield
						Accrued Dividends	
<b>Non US Equity</b>							
TRANSOCEAN INC	20 000	82 80	1,656 00	1,685 26	(29 26)		
H8817H-10-0 RIG							
<b>Total Non US Equity</b>			<b>\$1,716,668.74</b>	<b>\$1,534,870.34</b>	<b>\$181,798.40</b>	<b>\$30,778.18</b>	<b>1.79%</b>
						<b>\$12.50</b>	

J.P.Morgan

WESLEY LUEHRING FOUNDATION NP ACCT R81708001  
 For the Period 11/1/09 to 12/31/09

**Cash & Short Term Summary**

Asset Categories	Ending Market Value	Current Allocation
Cash	95,316.27	2%

Asset Categories



Market Value/Cost	Current Period Value
Market Value	95,316.27
Tax Cost	95,316.27
Estimated Annual Income	114.37
Yield	0.12%

Note <sup>1</sup> This is the Annual Percentage Yield (APY) which is the rate earned if balances remain on deposit for a full year with compounding, there is no change in the interest rate and all interest is left in the account

**Cash & Short Term Detail**

	Quantity	Price	Market Value	Tax Cost Adjusted Original	Unrealized Gain/Loss	Estimated Annual Income Accrued Interest	Yield
Cash							
US DOLLAR PRINCIPAL	95,316.27	1.00	95,316.27	95,316.27		114.37	0.12% <sup>1</sup>

**Fixed Income Summary**

Asset Categories	Ending Market Value	Current Allocation
US Fixed Income - Taxable	999,477 09	18%

Asset Categories



Market Value/Cost	Current Period Value
Market Value	999,477 09
Tax Cost	903,034 98
Unrealized Gain/Loss	96,442 11
Estimated Annual Income	47,421 50
Accrued Interest	4,152 53
Yield	4.74 %

**Fixed Income Summary** CONTINUED

**SUMMARY BY MATURITY**

Fixed Income	Market Value	% of Bond Portfolio
Less than 5 years <sup>1</sup>	999,477 09	100%

**SUMMARY BY TYPE**

Fixed Income	Market Value	% of Bond Portfolio
Mutual Funds	999,477 09	100%

<sup>1</sup>The years indicate the number of years until the bond is scheduled to mature based on the statement end date. Some bonds may be called, or paid in full, before their stated maturity.

## Fixed Income Detail

	Quantity	Price	Market Value	Tax Cost		Unrealized Gain/Loss	Estimated Annual Income		Yield
				Adjusted Original	Original		Accrued Interest	Annual Income	
<b>US Fixed Income - Taxable</b>									
ISHARES BARCLAYS TIPS BOND FUND 464287-17-6	2,530,000	103.90	262,867.00	258,199.81		4,667.19	10,226.26		3.89%
JPMORGAN INTERNATIONAL CURRENCY INCOME FUND 30-Day Annualized Yield 1.20% 4812A3-29-6	10,593,420	10.75	113,879.27	115,362.34		(1,483.07)	63.56	54.98	0.06%
JPMORGAN STRATEGIC INCOME OPPORTUNITIES FUND 3844 30-Day Annualized Yield 2.76% 4812A4-35-1	18,458,450	11.59	213,933.44	186,984.10		26,949.34	7,660.25	664.50	3.58%
JPMORGAN HIGH YIELD BOND FUND SELECT CLASS FUND 3580 9-Day Annualized Yield 7.59% -812C0-80-3	52,816,199	7.74	408,797.38	342,488.73		66,308.65	29,471.43	3,433.05	7.21%
<b>Total US Fixed Income - Taxable</b>			<b>\$999,477.09</b>	<b>\$903,034.98</b>		<b>\$96,442.11</b>	<b>\$47,421.50</b>	<b>\$4,152.53</b>	<b>4.74%</b>

**Account Summary**

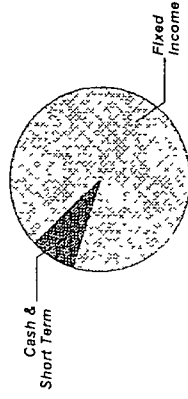
**PRINCIPAL**

Asset Allocation	Ending Market Value	Estimated Annual Income	Current Allocation
Cash & Short Term	127,969.00	4,405.00	8%
Fixed Income	1,424,884.80	56,675.00	92%
<b>Market Value</b>	<b>\$1,552,853.80</b>		<b>100%</b>

**INCOME**

Cash Position	Ending Market Value
Accruals	12,528.34
<b>Market Value</b>	<b>\$12,528.34</b>

**Asset Allocation**



J.P.Morgan

WESLEY LUEHRING FOUNDATION NP-SUB ACCT R81708308  
 For the Period 11/1/09 to 12/31/09

**Account Summary** CONTINUED

Tax Summary	Current Period Value	Year-to-Date Value
Interest Income	18,020 83	18,020 83
<b>Taxable Income</b>	<b>\$18,020 83</b>	<b>\$18,020 83</b>

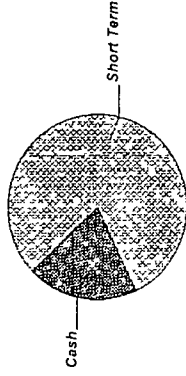
	Current Period Value	Year-to-Date Value
LT Realized Gain/Loss	(3,408 00)	(3,408 00)
<b>Realized Gain/Loss</b>	<b>(\$3,408 00)</b>	<b>(\$3,408 00)</b>

Unrealized Gain/Loss	To-Date Value
	<b>\$17,963.68</b>

### Cash & Short Term Summary

Asset Categories	Ending Market Value	Current Allocation
Cash	25,000.00	2%
Short Term	102,969.00	6%
<b>Total Value</b>	<b>\$127,969.00</b>	<b>8%</b>

Asset Categories



Market Value/Cost	Current Period Value
Market Value	127,969.00
Tax Cost	128,678.50
Unrealized Gain/Loss	(709.50)
Estimated Annual Income	4,405.00
Accrued Interest	838.50
Yield	0.57%

J.P.Morgan

WESLEY LUEHRING FOUNDATION NP-SUB ACCT. R81708308  
For the Period 11/1/09 to 12/31/09

## Cash & Short Term Summary

CONTINUED

### SUMMARY BY MATURITY

Short Term	Market Value
6-12 months	102,969 00

### SUMMARY BY TYPE

Short Term	Market Value	% of Bond Portfolio
Government and Agency Bonds	102,969 00	100%

J.P.Morgan

WESLEY LUEHRING FOUNDATION NP-SUB ACCT R81708308  
For the Period 11/1/09 to 12/31/09

Note <sup>1</sup> This is the Annual Percentage Yield (APY) which is the rate earned if balances remain on deposit for a full year with compounding, there is no change in the interest rate and all interest is left in the account

### Cash & Short Term Detail

	Quantity	Price	Market Value	Tax Cost Adjusted Original	Unrealized Gain/Loss	Estimated Annual Income Accrued Interest	Yield
<b>Cash</b>							
US DOLLAR PRINCIPAL	25,000 00	1 00	25,000 00	25,000 00		30 00	0 12 % <sup>1</sup>
<b>Short Term</b>							
FEDERAL HOME LOAN BANK	100,000 00	102 97	102,969 00	103,678 50	(709 50)	4,375 00 838 50	0 68 %
4 3/8% OCT 22 2010							
DTD 09/21/2007							
3133XM-ES-6 AAA /AAA							

**Fixed Income Summary**

Asset Categories	Ending Market Value	Current Allocation
US Fixed Income - Taxable	1,424,884 80	92%

Asset Categories



Market Value/Cost	Current Period Value
Market Value	1,424,884 80
Tax Cost	1,406,211 62
Unrealized Gain/Loss	18,673 18
Estimated Annual Income	56,675 00
Accrued Interest	11,689 84
Yield	2 32 %

J.P.Morgan

WESLEY LUEHRING FOUNDATION NP-SUB ACCT R81708308  
For the Period 11/1/09 to 12/31/09

**Fixed Income Summary** CONTINUED

**SUMMARY BY MATURITY**

Fixed Income	Market Value	% of Bond Portfolio
Less than 5 years <sup>1</sup>	895,338.95	63%
5-10 years <sup>1</sup>	529,545.85	37%
<b>Total Value</b>	<b>\$1,424,884.80</b>	<b>100%</b>

**SUMMARY BY TYPE**

Fixed Income	Market Value	% of Bond Portfolio
Government and Agency Bonds	1,424,884.80	100%

<sup>1</sup>The years indicate the number of years until the bond is scheduled to mature based on the latest end date. Some bonds may be called, or paid in full, before their stated maturity.

**Fixed Income Detail**

	Quantity	Price	Market Value	Tax Cost Adjusted Original	Unrealized Gain/Loss	Estimated Annual Income Accrued Interest	Yield
<b>US Fixed Income - Taxable</b>							
FANNIE MAE 5 1/8% APR 15 2011 DTD 4/21/2006 31359M-M2-6 AAA /AAA	70,000,000	105.63	73,937.50	74,498.55	(561.05)	3,587.50 757.33	0.73%
U S A NOTES 4 7/8% MAY 31 2011 DTD 5/31/2006 912828-FH-8 AAA /AAA	100,000,000	105.65	105,652.00	98,636.71	7,015.29	4,875.00 430.90	0.85%
FEDERAL HOME LOAN BANK 4 7/8% NOV 18 2011 DTD 11/01/2006 3133XH-PH-9 AAA /AAA	50,000,000	106.81	53,406.50	54,215.25	(808.75)	2,437.50 291.10	1.20%
U S A TREASURY NOTES 1/8% JAN 15 2012 JTD 01/15/2009 912828-KB-5 AAA /AAA	55,000,000	99.91	54,948.30	54,989.26	(40.96)	618.75 285.83	1.17%
FEDERAL HOME LOAN BANK 2 1/4% APR 13 2012 DTD 03/05/2009 3133XT-AW-6 AAA /AAA	30,000,000	101.81	30,543.90	30,150.00	393.90	675.00 146.25	1.44%
U S A TREASURY NOTES 4 1/2% APR 30 2012 DTD 4/30/2007 912828-GQ-7 AAA /AAA	70,000,000	107.21	75,047.70	74,957.42	90.28	3,150.00 539.49	1.34%

	Quantity	Price	Market Value	Tax Cost Adjusted Original	Unrealized Gain/Loss	Estimated Annual Income Accrued Interest	Yield
<b>US Fixed Income - Taxable</b>							
FEDERAL HOME LOAN BANK 4 5/8% OCT 10 2012 DTD 10/05/2007 3133XM-L6-6 AAA /AAA	100,000 000	107 75	107,750 00	105,117 00	2,633 00	4,625 00 1,040 60	1 75 %
FANNIE MAE 4 3/8% MAR 15 2013 DTD 3/28/2003 31359M-RG-0 AAA /AAA	60,000 000	107 47	64,481 40	64,573 80	(92 40)	2,625 00 772 86	1 96 %
U S A NOTES 3 5/8% MAY 15 2013 DTD 5/15/2003 912828-BA-7 AAA /AAA	35,000 000	105 88	37,056 25	36,196 29	859 96	1,268 75 164 71	1 82 %
U S A TREASURY NOTES 2% NOV 30 2013 DTD 12/01/2008 912828-JT-8 AAA /AAA	70,000 000	99 47	69,628 30	71,052 97	(1,424 67)	1,400 00	2 14 %
U S A NOTES % FEB 15 2014 DTD 2/17/2004 912828-CA-6 AAA /AAA	135,000 000	106 93	144,355 50	141,834 38	2,521 12	5,400 00 2,039 58	2 23 %
FEDERAL HOME LOAN BANK NOTES 5 1/2% AUG 13 2014 DTD 06/22/2007 3133XL-JP-9 AAA /AAA	70,000 000	112 19	78,531 60	77,237 65	1,293 95	3,850 00 1,475 81	2 68 %
U S A NOTES 4 1/2% NOV 15 2015 DTD 11/15/2005 912828-EN-6 AAA /AAA	135,000 000	108 29	146,190 15	144,761 13	1,429 02	6,075 00 788 67	2 95 %

WESLEY LUEHRING FOUNDATION NP-SUB ACCT R81708308  
For the Period 11/1/09 to 12/31/09

	Quantity	Price	Market Value	Tax Cost Adjusted Original	Unrealized Gain/Loss	Estimated Annual Income Accrued Interest	Yield
<b>US Fixed Income - Taxable</b>							
FANNIE MAE NOTES 5% FEB 13 2017 DTD 1/12/2007 31359M-4D-2 AAA /AAA	70,000,000	108.56	75,994,10	74,889.99	1,104.11	3,500.00 1,341.62	3.62%
U S A NOTES 4 1/2% MAY 15 2017 DTD 5/15/2007 912828-GS-3 AAA /AAA	120,000,000	106.90	128,277.60	127,571.05	706.55	5,400.00 701.04	3.43%
FEDERAL HOME LOAN BANK 5% NOV 17 2017 DTD 10/19/2007 3133XM-08-7 AAA /AAA	50,000,000	108.19	54,094.00	51,638.57	2,455.43	2,500.00 305.55	3.79%
U S A NOTES 3 3/4% NOV 15 2018 DTD 11/17/2008 912828-JR-2 AAA /AAA	125,000,000	99.99	124,990.00	123,891.60	1,098.40	4,687.50 608.50	3.75%
<b>Total US Fixed Income - Taxable</b>			<b>\$1,424,884.80</b>	<b>\$1,406,211.62</b>	<b>\$18,673.18</b>	<b>\$56,675.00 \$11,689.84</b>	<b>2.32%</b>