



See a Social Security Number? Say Something!  
Report Privacy Problems to <https://public.resource.org/privacy>  
Or call the IRS Identity Theft Hotline at 1-800-908-4490





See a Social Security Number? Say Something!  
Report Privacy Problems to <https://public.resource.org/privacy>  
Or call the IRS Identity Theft Hotline at 1-800-908-4490



# Return of Private Foundation or Section 4947(a)(1) Nonexempt Charitable Trust Treated as a Private Foundation

2009

Department of the Treasury  
Internal Revenue Service

Note. The foundation may be able to use a copy of this return to satisfy state reporting requirements.

For calendar year 2009, or tax year beginning

, and ending

G Check all that apply:

☐ Initial return☐ Initial return of a former public charity☐ Final return☐ Amended return☐ Address change☐ Name change

Use the IRS label. Otherwise, print or type. See Specific Instructions.	Name of foundation <b>THE SIRAGUSA FOUNDATION</b>		A Employer identification number <b>36-3100492</b>
	Number and street (or P.O. box number if mail is not delivered to street address) <b>1 EAST WACKER</b>		B Telephone number <b>(312) 755-0064</b>
	Room/suite <b>2910</b>		
	City or town, state, and ZIP code <b>CHICAGO, IL 60601-1474</b>		
H Check type of organization: <input checked="" type="checkbox"/> Section 501(c)(3) exempt private foundation <input type="checkbox"/> Section 4947(a)(1) nonexempt charitable trust <input type="checkbox"/> Other taxable private foundation			
I Fair market value of all assets at end of year (from Part II, col. (c), line 16) <b>\$ 24,906,084.</b>		J Accounting method: <input type="checkbox"/> Cash <input type="checkbox"/> Accrual <input checked="" type="checkbox"/> Other (specify) <b>MODIFIED CASH</b> (Part I, column (d) must be on cash basis.)	

Part I Analysis of Revenue and Expenses (The total of amounts in columns (b), (c), and (d) may not necessarily equal the amounts in column (a).)		(a) Revenue and expenses per books	(b) Net investment income	(c) Adjusted net income	(d) Disbursements for charitable purposes (cash basis only)
Revenue	1 Contributions, gifts, grants, etc., received			N/A	
	2 Check <input checked="" type="checkbox"/> if the foundation is not required to attach Sch. B				
	3 Interest on savings and temporary cash investments				
	4 Dividends and interest from securities	466,036.	466,036.		STATEMENT 1
	5a Gross rents				
	b Net rental income or (loss)				
	6a Net gain or (loss) from sale of assets not on line 10	16,204.			
	b Gross sales price for all assets on line 6a	10,535,472.			
	7 Capital gain net income (from Part IV, line 2)		16,204.		
	8 Net short-term capital gain				
	9 Income modifications				
	10a Gross sales less returns and allowances				
b Less Cost of goods sold					
c Gross profit or (loss)					
11 Other income					
12 Total. Add lines 1 through 11	482,240.	482,240.			
Operating and Administrative Expenses	13 Compensation of officers, directors, trustees, etc	142,500.	35,625.		106,875.
	14 Other employee salaries and wages	126,435.	31,609.		94,826.
	15 Pension plans, employee benefits	7,263.	1,816.		5,447.
	16a Legal fees STMT 2	21,780.	5,445.		16,335.
	b Accounting fees STMT 3	39,750.	29,813.		9,937.
	c Other professional fees STMT 4	126,554.	126,329.		225.
	17 Interest				
	18 Taxes STMT 5	29,814.	11,520.		13,522.
	19 Depreciation and depletion	7,726.	7,561.		
	20 Occupancy	80,736.	20,184.		60,552.
	21 Travel, conferences, and meetings	42,780.	8,940.		33,624.
	22 Printing and publications				
	23 Other expenses STMT 6	72,457.	18,115.		54,343.
	24 Total operating and administrative expenses. Add lines 13 through 23	697,795.	296,957.		395,686.
	25 Contributions, gifts, grants paid	1,540,843.			1,540,843.
26 Total expenses and disbursements. Add lines 24 and 25	2,238,638.	296,957.		1,936,529.	
27 Subtract line 26 from line 12:					
a Excess of revenue over expenses and disbursements	-1,756,398.				
b Net investment income (if negative, enter -0-)		185,283.			
c Adjusted net income (if negative, enter -0-)			N/A		

SCANNED MAY 17 2010

6

Part II Balance Sheets		Attached schedules and amounts in the description column should be for end-of-year amounts only.		
		Beginning of year (a) Book Value	End of year (b) Book Value (c) Fair Market Value	
Assets	1 Cash - non-interest-bearing			
	2 Savings and temporary cash investments	1,501,965.	2,813,069.	2,813,069.
	3 Accounts receivable			
	Less: allowance for doubtful accounts			
	4 Pledges receivable			
	Less: allowance for doubtful accounts			
	5 Grants receivable			
	6 Receivables due from officers, directors, trustees, and other disqualified persons			
	7 Other notes and loans receivable			
	Less: allowance for doubtful accounts			
	8 Inventories for sale or use			
	9 Prepaid expenses and deferred charges	35,200.		
	10a Investments - U.S. and state government obligations STMT 7	0.	1,615,030.	1,579,096.
	b Investments - corporate stock STMT 8	17,995,159.	13,887,664.	16,964,271.
	c Investments - corporate bonds STMT 9	2,845,009.	3,314,732.	3,518,699.
11 Investments - land, buildings, and equipment: basis				
Less: accumulated depreciation				
12 Investments - mortgage loans				
13 Investments - other				
14 Land, buildings, and equipment: basis 82,387.				
Less: accumulated depreciation STMT 10 58,390.	39,113.	23,997.	23,997.	
15 Other assets (describe STATEMENT 11)	1,000,000.	6,952.	6,952.	
16 Total assets (to be completed by all filers)	23,416,446.	21,661,444.	24,906,084.	
Liabilities	17 Accounts payable and accrued expenses		1,396.	
	18 Grants payable			
	19 Deferred revenue			
	20 Loans from officers, directors, trustees, and other disqualified persons			
	21 Mortgages and other notes payable			
22 Other liabilities (describe )				
23 Total liabilities (add lines 17 through 22)	0.	1,396.		
Net Assets or Fund Balances	Foundations that follow SFAS 117, check here and complete lines 24 through 26 and lines 30 and 31.			
	24 Unrestricted			
	25 Temporarily restricted			
	26 Permanently restricted			
	Foundations that do not follow SFAS 117, check here and complete lines 27 through 31.			
	27 Capital stock, trust principal, or current funds	23,416,446.	21,660,048.	
	28 Paid-in or capital surplus, or land, bldg., and equipment fund	0.	0.	
29 Retained earnings, accumulated income, endowment, or other funds	0.	0.		
30 Total net assets or fund balances	23,416,446.	21,660,048.		
31 Total liabilities and net assets/fund balances	23,416,446.	21,661,444.		

## Part III Analysis of Changes in Net Assets or Fund Balances

1 Total net assets or fund balances at beginning of year - Part II, column (a), line 30 (must agree with end-of-year figure reported on prior year's return)	1	23,416,446.
2 Enter amount from Part I, line 27a	2	-1,756,398.
3 Other increases not included in line 2 (itemize)	3	0.
4 Add lines 1, 2, and 3	4	21,660,048.
5 Decreases not included in line 2 (itemize)	5	0.
6 Total net assets or fund balances at end of year (line 4 minus line 5) - Part II, column (b), line 30	6	21,660,048.

**Part IV Capital Gains and Losses for Tax on Investment Income**

(a) List and describe the kind(s) of property sold (e.g., real estate, 2-story brick warehouse; or common stock, 200 shs. MLC Co.)	(b) How acquired P - Purchase D - Donation	(c) Date acquired (mo., day, yr.)	(d) Date sold (mo., day, yr.)
1a			
b SEE ATTACHED STATEMENTS			
c			
d			
e			

(e) Gross sales price	(f) Depreciation allowed (or allowable)	(g) Cost or other basis plus expense of sale	(h) Gain or (loss) (e) plus (f) minus (g)
a			
b			
c			
d			
e 10,535,472.	1,535.	10,520,803.	16,204.

Complete only for assets showing gain in column (h) and owned by the foundation on 12/31/69

(i) F.M.V. as of 12/31/69	(j) Adjusted basis as of 12/31/69	(k) Excess of col. (i) over col. (j), if any	(l) Gains (Col. (h) gain minus col. (k), but not less than -0-) or Losses (from col. (h))
a			
b			
c			
d			
e			16,204.

2 Capital gain net income or (net capital loss) { If gain, also enter in Part I, line 7 If (loss), enter -0- in Part I, line 7 .....	2	16,204.
3 Net short-term capital gain or (loss) as defined in sections 1222(5) and (6): If gain, also enter in Part I, line 8, column (c). If (loss), enter -0- in Part I, line 8 .....	3	N/A

**Part V Qualification Under Section 4940(e) for Reduced Tax on Net Investment Income**

(For optional use by domestic private foundations subject to the section 4940(a) tax on net investment income.)

If section 4940(d)(2) applies, leave this part blank.

Was the foundation liable for the section 4942 tax on the distributable amount of any year in the base period? ..... ☐ Yes ☒ No

If "Yes," the foundation does not qualify under section 4940(e). Do not complete this part.

1 Enter the appropriate amount in each column for each year; see instructions before making any entries.

(a) Base period years Calendar year (or tax year beginning in)	(b) Adjusted qualifying distributions	(c) Net value of noncharitable-use assets	(d) Distribution ratio (col. (b) divided by col. (c))
2008	2,100,456.	30,361,633.	.069181
2007	1,840,976.	34,581,470.	.053236
2006	1,802,028.	32,674,861.	.055150
2005	1,693,032.	31,812,031.	.053220
2004	2,160,552.	31,555,709.	.068468

2 Total of line 1, column (d) .....	2	.299255
3 Average distribution ratio for the 5-year base period - divide the total on line 2 by 5, or by the number of years the foundation has been in existence if less than 5 years .....	3	.059851
4 Enter the net value of noncharitable-use assets for 2009 from Part X, line 5 .....	4	23,213,308.
5 Multiply line 4 by line 3 .....	5	1,389,340.
6 Enter 1% of net investment income (1% of Part I, line 27b) .....	6	1,853.
7 Add lines 5 and 6 .....	7	1,391,193.
8 Enter qualifying distributions from Part XII, line 4 .....	8	1,937,636.

If line 8 is equal to or greater than line 7, check the box in Part VI, line 1b, and complete that part using a 1% tax rate.  
See the Part VI instructions.

**Part VII Excise Tax Based on Investment Income (Section 4940(a), 4940(b), 4940(e), or 4948 - see instructions)**

1a Exempt operating foundations described in section 4940(d)(2), check here <input type="checkbox"/> and enter "N/A" on line 1. Date of ruling or determination letter: _____ (attach copy of letter if necessary-see instructions)			
b Domestic foundations that meet the section 4940(e) requirements in Part V, check here <input checked="" type="checkbox"/> and enter 1% of Part I, line 27b		1	1,853.
c All other domestic foundations enter 2% of line 27b. Exempt foreign organizations enter 4% of Part I, line 12, col. (b)			
2 Tax under section 511 (domestic section 4947(a)(1) trusts and taxable foundations only. Others enter -0-)		2	0.
3 Add lines 1 and 2		3	1,853.
4 Subtitle A (income) tax (domestic section 4947(a)(1) trusts and taxable foundations only. Others enter -0-)		4	0.
5 Tax based on investment income. Subtract line 4 from line 3. If zero or less, enter -0-		5	1,853.
6 Credits/Payments:			
a 2009 estimated tax payments and 2008 overpayment credited to 2009	6a	5,200.	
b Exempt foreign organizations - tax withheld at source	6b		
c Tax paid with application for extension of time to file (Form 8868)	6c		
d Backup withholding erroneously withheld	6d		
7 Total credits and payments. Add lines 6a through 6d	7	5,200.	
8 Enter any penalty for underpayment of estimated tax. Check here <input type="checkbox"/> if Form 2220 is attached	8		
9 Tax due. If the total of lines 5 and 8 is more than line 7, enter amount owed	9		
10 Overpayment. If line 7 is more than the total of lines 5 and 8, enter the amount overpaid	10	3,347.	
11 Enter the amount of line 10 to be: Credited to 2010 estimated tax <input checked="" type="checkbox"/> 3,347. Refunded <input type="checkbox"/> 0.	11	0.	

**Part VIII Statements Regarding Activities**

	Yes	No
1a During the tax year, did the foundation attempt to influence any national, state, or local legislation or did it participate or intervene in any political campaign?		X
b Did it spend more than \$100 during the year (either directly or indirectly) for political purposes (see instructions for definition)? If the answer is "Yes" to 1a or 1b, attach a detailed description of the activities and copies of any materials published or distributed by the foundation in connection with the activities.		X
c Did the foundation file Form 1120-POL for this year?		X
d Enter the amount (if any) of tax on political expenditures (section 4955) imposed during the year: (1) On the foundation. <input checked="" type="checkbox"/> \$ 0. (2) On foundation managers. <input checked="" type="checkbox"/> \$ 0.		
e Enter the reimbursement (if any) paid by the foundation during the year for political expenditure tax imposed on foundation managers. <input checked="" type="checkbox"/> \$ 0.		
2 Has the foundation engaged in any activities that have not previously been reported to the IRS? If "Yes," attach a detailed description of the activities.		X
3 Has the foundation made any changes, not previously reported to the IRS, in its governing instrument, articles of incorporation, or bylaws, or other similar instruments? If "Yes," attach a conformed copy of the changes	X	
4a Did the foundation have unrelated business gross income of \$1,000 or more during the year?		X
b If "Yes," has it filed a tax return on Form 990-T for this year?	N/A	
5 Was there a liquidation, termination, dissolution, or substantial contraction during the year? If "Yes," attach the statement required by General Instruction T.		X
6 Are the requirements of section 508(e) (relating to sections 4941 through 4945) satisfied either: • By language in the governing instrument, or • By state legislation that effectively amends the governing instrument so that no mandatory directions that conflict with the state law remain in the governing instrument?	X	
7 Did the foundation have at least \$5,000 in assets at any time during the year? If "Yes," complete Part II, col. (c), and Part XV.	X	
8a Enter the states to which the foundation reports or with which it is registered (see instructions) <input checked="" type="checkbox"/> IL		
b If the answer is "Yes" to line 7, has the foundation furnished a copy of Form 990-PF to the Attorney General (or designate) of each state as required by General Instruction G? If "No," attach explanation	X	
9 Is the foundation claiming status as a private operating foundation within the meaning of section 4942(j)(3) or 4942(j)(5) for calendar year 2009 or the taxable year beginning in 2009 (see instructions for Part XIV)? If "Yes," complete Part XIV		X
10 Did any persons become substantial contributors during the tax year? If "Yes," attach a schedule listing their names and addresses		X

**Part VII-A** Statements Regarding Activities (continued)

11	At any time during the year, did the foundation, directly or indirectly, own a controlled entity within the meaning of section 512(b)(13)? If "Yes," attach schedule (see instructions)	11		X
12	Did the foundation acquire a direct or indirect interest in any applicable insurance contract before August 17, 2008?	12		X
13	Did the foundation comply with the public inspection requirements for its annual returns and exemption application? Website address <b>WWW.SIRAGUSA.ORG</b>	13	X	
14	The books are in care of <b>IRENE PHELPS</b> Telephone no. <b>(312) 755-0064</b> Located at <b>1 E. WACKER, SUITE 2910, CHICAGO, IL</b> ZIP+4 <b>60601-1474</b>			
15	Section 4947(a)(1) nonexempt charitable trusts filing Form 990-PF in lieu of Form 1041 - Check here and enter the amount of tax-exempt interest received or accrued during the year	15	N/A	

**Part VII-B** Statements Regarding Activities for Which Form 4720 May Be Required

File Form 4720 if any item is checked in the "Yes" column, unless an exception applies.

	Yes	No
1a During the year did the foundation (either directly or indirectly):		
(1) Engage in the sale or exchange, or leasing of property with a disqualified person?	<input type="checkbox"/> Yes <input checked="" type="checkbox"/> No	
(2) Borrow money from, lend money to, or otherwise extend credit to (or accept it from) a disqualified person?	<input type="checkbox"/> Yes <input checked="" type="checkbox"/> No	
(3) Furnish goods, services, or facilities to (or accept them from) a disqualified person?	<input type="checkbox"/> Yes <input checked="" type="checkbox"/> No	
(4) Pay compensation to, or pay or reimburse the expenses of, a disqualified person?	<input checked="" type="checkbox"/> Yes <input type="checkbox"/> No	
(5) Transfer any income or assets to a disqualified person (or make any of either available for the benefit or use of a disqualified person)?	<input type="checkbox"/> Yes <input checked="" type="checkbox"/> No	
(6) Agree to pay money or property to a government official? (Exception. Check "No" if the foundation agreed to make a grant to or to employ the official for a period after termination of government service, if terminating within 90 days.)	<input type="checkbox"/> Yes <input checked="" type="checkbox"/> No	
b If any answer is "Yes" to 1a(1)-(6), did any of the acts fail to qualify under the exceptions described in Regulations section 53.4941(d)-3 or in a current notice regarding disaster assistance (see page 20 of the instructions)?	1b	X
Organizations relying on a current notice regarding disaster assistance check here		
c Did the foundation engage in a prior year in any of the acts described in 1a, other than excepted acts, that were not corrected before the first day of the tax year beginning in 2009?	1c	X
2 Taxes on failure to distribute income (section 4942) (does not apply for years the foundation was a private operating foundation defined in section 4942(j)(3) or 4942(j)(5)):		
a At the end of tax year 2009, did the foundation have any undistributed income (lines 6d and 6e, Part XIII) for tax year(s) beginning before 2009?	<input type="checkbox"/> Yes <input checked="" type="checkbox"/> No	
If "Yes," list the years		
b Are there any years listed in 2a for which the foundation is not applying the provisions of section 4942(a)(2) (relating to incorrect valuation of assets) to the year's undistributed income? (If applying section 4942(a)(2) to all years listed, answer "No" and attach statement - see instructions.)	N/A	2b
c If the provisions of section 4942(a)(2) are being applied to any of the years listed in 2a, list the years here.		
3a Did the foundation hold more than a 2% direct or indirect interest in any business enterprise at any time during the year?	<input type="checkbox"/> Yes <input checked="" type="checkbox"/> No	
b If "Yes," did it have excess business holdings in 2009 as a result of (1) any purchase by the foundation or disqualified persons after May 26, 1969; (2) the lapse of the 5-year period (or longer period approved by the Commissioner under section 4943(c)(7)) to dispose of holdings acquired by gift or bequest; or (3) the lapse of the 10-, 15-, or 20-year first phase holding period? (Use Schedule C, Form 4720, to determine if the foundation had excess business holdings in 2009.)	N/A	3b
4a Did the foundation invest during the year any amount in a manner that would jeopardize its charitable purposes?	4a	X
b Did the foundation make any investment in a prior year (but after December 31, 1969) that could jeopardize its charitable purpose that had not been removed from jeopardy before the first day of the tax year beginning in 2009?	4b	X

**Part VII-B** Statements Regarding Activities for Which Form 4720 May Be Required (continued)**5a** During the year did the foundation pay or incur any amount to:

- (1) Carry on propaganda, or otherwise attempt to influence legislation (section 4945(e))? ☐ Yes ☒ No
- (2) Influence the outcome of any specific public election (see section 4955); or to carry on, directly or indirectly, any voter registration drive? ☐ Yes ☒ No
- (3) Provide a grant to an individual for travel, study, or other similar purposes? ☐ Yes ☒ No
- (4) Provide a grant to an organization other than a charitable, etc., organization described in section 509(a)(1), (2), or (3), or section 4940(d)(2)? ☐ Yes ☒ No
- (5) Provide for any purpose other than religious, charitable, scientific, literary, or educational purposes, or for the prevention of cruelty to children or animals? ☐ Yes ☒ No

**b** If any answer is "Yes" to 5a(1)-(5), did any of the transactions fail to qualify under the exceptions described in Regulations section 53.4945 or in a current notice regarding disaster assistance (see instructions)? ☐ Yes ☒ NoOrganizations relying on a current notice regarding disaster assistance check here ☐**c** If the answer is "Yes" to question 5a(4), does the foundation claim exemption from the tax because it maintained expenditure responsibility for the grant? ☐ Yes ☒ No

If "Yes," attach the statement required by Regulations section 53.4945-5(d).

**6a** Did the foundation, during the year, receive any funds, directly or indirectly, to pay premiums on a personal benefit contract? ☐ Yes ☒ No**b** Did the foundation, during the year, pay premiums, directly or indirectly, on a personal benefit contract? ☐ Yes ☒ No

If "Yes" to 6b, file Form 8870.

**7a** At any time during the tax year, was the foundation a party to a prohibited tax shelter transaction? ☐ Yes ☒ No**b** If yes, did the foundation receive any proceeds or have any net income attributable to the transaction? ☐ Yes ☒ No

5b

6b

7b

**Part VIII** Information About Officers, Directors, Trustees, Foundation Managers, Highly Paid Employees, and Contractors**1** List all officers, directors, trustees, foundation managers and their compensation.

(a) Name and address	(b) Title, and average hours per week devoted to position	(c) Compensation (If not paid, enter -0-)	(d) Contributions to employee benefit plans and deferred compensation	(e) Expense account, other allowances
SEE STATEMENT 12		142,500.	3,975.	0.

**2** Compensation of five highest-paid employees (other than those included on line 1). If none, enter "NONE."

(a) Name and address of each employee paid more than \$50,000	(b) Title, and average hours per week devoted to position	(c) Compensation	(d) Contributions to employee benefit plans and deferred compensation	(e) Expense account, other allowances
SHARMILA THAKKAR - ONE EAST WACKER DRIVE SUITE 2910, CHICAGO, IL	PROGRAM OFFICER	84,000.	2,040.	0.

Total number of other employees paid over \$50,000 ☐

0

Form 990-PF (2009)



**Part VIII** Information About Officers, Directors, Trustees, Foundation Managers, Highly Paid Employees, and Contractors (continued)**3** Five highest-paid independent contractors for professional services. If none, enter "NONE."

(a) Name and address of each person paid more than \$50,000	(b) Type of service	(c) Compensation
NONE		

Total number of others receiving over \$50,000 for professional services 0**Part IX-A** Summary of Direct Charitable Activities

List the foundation's four largest direct charitable activities during the tax year. Include relevant statistical information such as the number of organizations and other beneficiaries served, conferences convened, research papers produced, etc.	Expenses
1 N/A	
2	
3	
4	

**Part IX-B** Summary of Program-Related Investments

Describe the two largest program-related investments made by the foundation during the tax year on lines 1 and 2.	Amount
1 N/A	
2	
All other program-related investments. See instructions.	
3	
Total. Add lines 1 through 3 <span style="float: right;">0.</span>	

Form 990-PF (2009)

**Part X Minimum Investment Return** (All domestic foundations must complete this part. Foreign foundations, see instructions.)

1	Fair market value of assets not used (or held for use) directly in carrying out charitable, etc., purposes:		
a	Average monthly fair market value of securities	1a	23,459,926.
b	Average of monthly cash balances	1b	106,884.
c	Fair market value of all other assets	1c	
d	Total (add lines 1a, b, and c)	1d	23,566,810.
e	Reduction claimed for blockage or other factors reported on lines 1a and 1c (attach detailed explanation)	1e	0.
2	Acquisition indebtedness applicable to line 1 assets	2	0.
3	Subtract line 2 from line 1d	3	23,566,810.
4	Cash deemed held for charitable activities. Enter 1 1/2% of line 3 (for greater amount, see instructions)	4	353,502.
5	Net value of noncharitable-use assets. Subtract line 4 from line 3. Enter here and on Part V, line 4	5	23,213,308.
6	Minimum investment return. Enter 5% of line 5	6	1,160,665.

**Part XI Distributable Amount** (see instructions) (Section 4942(j)(3) and (j)(5) private operating foundations and certain foreign organizations check here ☐ and do not complete this part.)

1	Minimum investment return from Part X, line 6	1	1,160,665.
2a	Tax on investment income for 2009 from Part VI, line 5	2a	1,853.
b	Income tax for 2009. (This does not include the tax from Part VI.)	2b	
c	Add lines 2a and 2b	2c	1,853.
3	Distributable amount before adjustments. Subtract line 2c from line 1	3	1,158,812.
4	Recoveries of amounts treated as qualifying distributions	4	0.
5	Add lines 3 and 4	5	1,158,812.
6	Deduction from distributable amount (see instructions)	6	0.
7	Distributable amount as adjusted. Subtract line 6 from line 5. Enter here and on Part XIII, line 1	7	1,158,812.

**Part XII Qualifying Distributions** (see instructions)

1	Amounts paid (including administrative expenses) to accomplish charitable, etc., purposes:		
a	Expenses, contributions, gifts, etc. - total from Part I, column (d), line 26	1a	1,936,529.
b	Program-related investments - total from Part IX-B	1b	0.
2	Amounts paid to acquire assets used (or held for use) directly in carrying out charitable, etc., purposes	2	1,107.
3	Amounts set aside for specific charitable projects that satisfy the:		
a	Suitability test (prior IRS approval required)	3a	
b	Cash distribution test (attach the required schedule)	3b	
4	Qualifying distributions. Add lines 1a through 3b. Enter here and on Part V, line 8, and Part XIII, line 4	4	1,937,636.
5	Foundations that qualify under section 4940(e) for the reduced rate of tax on net investment income. Enter 1% of Part I, line 27b	5	1,853.
6	Adjusted qualifying distributions. Subtract line 5 from line 4	6	1,935,783.

**Note.** The amount on line 6 will be used in Part V, column (b), in subsequent years when calculating whether the foundation qualifies for the section 4940(e) reduction of tax in those years.

**Part XIII** Undistributed Income (see instructions)

	(a) Corpus	(b) Years prior to 2008	(c) 2008	(d) 2009
<b>1</b> Distributable amount for 2009 from Part XI, line 7				1,158,812.
<b>2</b> Undistributed income, if any, as of the end of 2009:				
<b>a</b> Enter amount for 2008 only			0.	
<b>b</b> Total for prior years:		0.		
<b>3</b> Excess distributions carryover, if any, to 2009:				
<b>a</b> From 2004	598,707.			
<b>b</b> From 2005	150,535.			
<b>c</b> From 2006	1,802,028.			
<b>d</b> From 2007	1,840,976.			
<b>e</b> From 2008	2,100,456.			
<b>f</b> Total of lines 3a through e	6,492,702.			
<b>4</b> Qualifying distributions for 2009 from Part XII, line 4: ▶ \$	1,937,636.			
<b>a</b> Applied to 2008, but not more than line 2a			0.	
<b>b</b> Applied to undistributed income of prior years (Election required - see instructions)		0.		
<b>c</b> Treated as distributions out of corpus (Election required - see instructions)	1,937,636.			
<b>d</b> Applied to 2009 distributable amount				0.
<b>e</b> Remaining amount distributed out of corpus	0.			
<b>5</b> Excess distributions carryover applied to 2009 (If an amount appears in column (d), the same amount must be shown in column (a).)	1,158,812.			1,158,812.
<b>6</b> Enter the net total of each column as indicated below:				
<b>a</b> Corpus. Add lines 3f, 4c, and 4e. Subtract line 5	7,271,526.			
<b>b</b> Prior years' undistributed income. Subtract line 4b from line 2b		0.		
<b>c</b> Enter the amount of prior years' undistributed income for which a notice of deficiency has been issued, or on which the section 4942(a) tax has been previously assessed		0.		
<b>d</b> Subtract line 6c from line 6b. Taxable amount - see instructions		0.		
<b>e</b> Undistributed income for 2008. Subtract line 4a from line 2a. Taxable amount - see instr.			0.	
<b>f</b> Undistributed income for 2009. Subtract lines 4d and 5 from line 1. This amount must be distributed in 2010				0.
<b>7</b> Amounts treated as distributions out of corpus to satisfy requirements imposed by section 170(b)(1)(F) or 4942(g)(3)	0.			
<b>8</b> Excess distributions carryover from 2004 not applied on line 5 or line 7	0.			
<b>9</b> Excess distributions carryover to 2010. Subtract lines 7 and 8 from line 6a	7,271,526.			
<b>10</b> Analysis of line 9:				
<b>a</b> Excess from 2005				
<b>b</b> Excess from 2006	1,392,458.			
<b>c</b> Excess from 2007	1,840,976.			
<b>d</b> Excess from 2008	2,100,456.			
<b>e</b> Excess from 2009	1,937,636.			

N/A

- b** Check box to indicate whether the foundation is a private operating foundation described in section ..... ☐ 4942(i)(3) or ☐ 4942(i)(5)

- (4) Gross investment income .....

[illegible]Form **990-PF** (2009)

**Part IV** Supplementary Information (continued)

<b>3 Grants and Contributions Paid During the Year or Approved for Future Payment</b>				
Recipient	If recipient is an individual, show any relationship to any foundation manager or substantial contributor	Foundation status of recipient	Purpose of grant or contribution	Amount
Name and address (home or business)				
<b>a Paid during the year</b> STATEMENT 14 - SEE ATTACHED LIST	NONE		SEE STATEMENT BELOW	1517495.
MATCHING GIFTS LESS THAN \$1,000	NONE		SEE STATEMENT BELOW	8,198.
MATCHING GIFTS GREATER THAN \$1,000	NONE		SEE STATEMENT BELOW	15,150.
EACH OF THE CONTRIBUTIONS LISTED WERE MADE FOR THE				
GENERAL CHARITABLE, RELIGIOUS, OR SCIENTIFIC PURPOSE OF EACH DONEE				
ORGANIZATION.				
<b>Total</b> .....			<b>3a</b>	<b>1540843.</b>
<b>b Approved for future payment</b> STATEMENT 15 - SEE ATTACHED LIST	NONE		SEE STATEMENT BELOW	1256335.
EACH OF THE CONTRIBUTIONS LISTED WILL BE MADE FOR THE GENERAL CHARITABLE				
PURPOSE OF DONEE.				
<b>Total</b> .....			<b>3b</b>	<b>1256335.</b>



**Part XVII** Information Regarding Transfers To and Transactions and Relationships With Noncharitable Exempt Organizations

<b>1</b>	Did the organization directly or indirectly engage in any of the following with any other organization described in section 501(c) of the Code (other than section 501(c)(3) organizations) or in section 527, relating to political organizations?		<b>Yes</b>	<b>No</b>
<b>a</b>	Transfers from the reporting foundation to a noncharitable exempt organization of:			
	(1) Cash	<b>1a(1)</b>		<b>X</b>
	(2) Other assets	<b>1a(2)</b>		<b>X</b>
<b>b</b>	Other transactions:			
	(1) Sales of assets to a noncharitable exempt organization	<b>1b(1)</b>		<b>X</b>
	(2) Purchases of assets from a noncharitable exempt organization	<b>1b(2)</b>		<b>X</b>
	(3) Rental of facilities, equipment, or other assets	<b>1b(3)</b>		<b>X</b>
	(4) Reimbursement arrangements	<b>1b(4)</b>		<b>X</b>
	(5) Loans or loan guarantees	<b>1b(5)</b>		<b>X</b>
	(6) Performance of services or membership or fundraising solicitations	<b>1b(6)</b>		<b>X</b>
<b>c</b>	Sharing of facilities, equipment, mailing lists, other assets, or paid employees	<b>1c</b>		<b>X</b>


**d** If the answer to any of the above is "Yes," complete the following schedule. Column (b) should always show the fair market value of the goods, other assets, or services given by the reporting foundation. If the foundation received less than fair market value in any transaction or sharing arrangement, show in column (d) the value of the goods, other assets, or services received.


[illegible]


**2a** Is the foundation directly or indirectly affiliated with, or related to, one or more tax-exempt organizations described in section 501(c) of the Code (other than section 501(c)(3)) or in section 527? ☐ Yes ☒ No

b If "Yes," complete the following schedule.		
(a) Name of organization	(b) Type of organization	(c) Description of relationship
N/A		

Under penalties of perjury, I declare that I have examined this return, including accompanying schedules and statements, and to the best of my knowledge and belief, it is true, correct, and complete. Declaration of preparer (other than taxpayer or fiduciary) is based on all information of which preparer has any knowledge.

Signature of officer or trustee 	Date 6/1/10	Title President / Trustee
--	----------------	------------------------------

Paid Preparer's Use Only	Preparer's signature   Firm's name (or yours if self-employed), address, and ZIP code RSM MCGLADREY INC ONE SOUTH WACKER DRIVE, SUITE 800 CHICAGO, IL 60606-3392	Date 5/28/10	Check if self-employed <input type="checkbox"/>	Preparer's identifying number P00744461
--------------------------	---	-----------------	---	--

EIN 	Phone no. 312-634-3400
---	------------------------

**Part IV** Capital Gains and Losses for Tax on Investment Income

(a) List and describe the kind(s) of property sold, e.g., real estate, 2-story brick warehouse; or common stock, 200 shs. MLC Co.		(b) How acquired P - Purchase D - Donation	(c) Date acquired (mo., day, yr.)	(d) Date sold (mo., day, yr.)
1a	TIRSCHWELL & LOEWY LONG TERM - SEE ATTACHED	P	VARIOUS	VARIOUS
b	HORIZON SHORT TERM - SEE ATTACHED	P	VARIOUS	VARIOUS
c	HORIZON LONG TERM - SEE ATTACHED	P	VARIOUS	VARIOUS
d	FRED ALGER MANAGEMENT SHORT TERM - SEE ATTACHED	P	VARIOUS	VARIOUS
e	FRED ALGER MANAGEMENT LONG TERM - SEE ATTACHED	P	VARIOUS	VARIOUS
f	MLM FOCUSED EQUITY SHORT TERM - SEE ATTACHED	P	VARIOUS	VARIOUS
g	MLM FOCUSED EQUITY LONG TERM - SEE ATTACHED	P	VARIOUS	VARIOUS
h	DELAWARE SHORT TERM - SEE ATTACHED	P	VARIOUS	VARIOUS
i	DELAWARE LONG TERM - SEE ATTACHED	P	VARIOUS	VARIOUS
j	WENTWORTH HAUSER AND VIOLICH LONG TERM - SEE ATTA	P	VARIOUS	VARIOUS
k	WENTWORTH HAUSER AND VIOLICH LONG TERM - SEE ATTA	P	VARIOUS	VARIOUS
l	MADISON CORPORATE BOND SHORT TERM - SEE ATTACHED	P	VARIOUS	VARIOUS
m	MADISON CORPORATE BOND LONG TERM - SEE ATTACHED	P	VARIOUS	VARIOUS
n	PACIFIC INCOME SHORT TERM - SEE ATTACHED	P	VARIOUS	VARIOUS
o	CLASS SETTLEMENTS	P	VARIOUS	VARIOUS

(e) Gross sales price	(f) Depreciation allowed (or allowable)	(g) Cost or other basis plus expense of sale	(h) Gain or (loss) (e) plus (f) minus (g)
a 2,819,748.		1,339,741.	1,480,007.
b 138,682.		197,625.	-58,943.
c 259,624.		517,793.	-258,169.
d 511,726.		567,503.	-55,777.
e 364,690.		508,007.	-143,317.
f 2,211,940.		2,778,890.	-566,950.
g 452,165.		672,447.	-220,282.
h 21,707.		49,343.	-27,636.
i 246,761.		354,573.	-107,812.
j 161,309.		222,493.	-61,184.
k 11,046.		37,410.	-26,364.
l 1,884,109.		1,823,320.	60,789.
m 77,521.		73,857.	3,664.
n 1,348,529.		1,367,399.	-18,870.
o 25,915.			25,915.

Complete only for assets showing gain in column (h) and owned by the foundation on 12/31/69

(i) F.M.V. as of 12/31/69	(j) Adjusted basis as of 12/31/69	(k) Excess of col. (i) over col. (j), if any	(l) Losses (from col. (h)) Gains (excess of col. (h) gain over col. (k), but not less than "-0-")
a			1,480,007.
b			-58,943.
c			-258,169.
d			-55,777.
e			-143,317.
f			-566,950.
g			-220,282.
h			-27,636.
i			-107,812.
j			-61,184.
k			-26,364.
l			60,789.
m			3,664.
n			-18,870.
o			25,915.

2 Capital gain net income or (net capital loss) ... { If gain, also enter in Part I, line 7  
If (loss), enter "-0-" in Part I, line 7 } .....

2

3 Net short-term capital gain or (loss) as defined in sections 1222(5) and (6):

If gain, also enter in Part I, line 8, column (c).

If (loss), enter "-0-" in Part I, line 8

3



**Part IV** Capital Gains and Losses for Tax on Investment Income

(a) List and describe the kind(s) of property sold, e.g., real estate, 2-story brick warehouse; or common stock, 200 shs. MLC Co.			(b) How acquired P - Purchase D - Donation	(c) Date acquired (mo., day, yr.)	(d) Date sold (mo., day, yr.)
1a	CARPET		P	VARIOUS	VARIOUS
b					
c					
d					
e					
f					
g					
h					
i					
j					
k					
l					
m					
n					
o					

(e) Gross sales price	(f) Depreciation allowed (or allowable)	(g) Cost or other basis plus expense of sale	(h) Gain or (loss) (e) plus (f) minus (g)
a	1,535.	10,402.	-8,867.
b			
c			
d			
e			
f			
g			
h			
i			
j			
k			
l			
m			
n			
o			

Complete only for assets showing gain in column (h) and owned by the foundation on 12/31/69			(l) Losses (from col. (h)) Gains (excess of col. (h) gain over col. (k), but not less than "-0-")
(i) F.M.V. as of 12/31/69	(j) Adjusted basis as of 12/31/69	(k) Excess of col. (i) over col. (j), if any	
a			-8,867.
b			
c			
d			
e			
f			
g			
h			
i			
j			
k			
l			
m			
n			
o			

2 Capital gain net income or (net capital loss) ... { If gain, also enter in Part I, line 7 If (loss), enter "-0-" in Part I, line 7 } .....	2	16,204.
3 Net short-term capital gain or (loss) as defined in sections 1222(5) and (6): If gain, also enter in Part I, line 8, column (c). If (loss), enter "-0-" in Part I, line 8	3	N/A

**The Siragusa Foundation**

FEIN 36-3100492

**Summary of Realized Gains and Losses**

FYE 12/31/2009

<u>Investment Advisor</u>	<u>Sales</u>	<u>Cost Basis</u>	<u>Realized Gain/Loss</u>
<b>Short-Term</b>			
Horizon	138,682	197,625	(58,943)
Fred	511,726	567,503	(55,777)
Mount Lucas	2,211,940	2,778,890	(566,950)
Delware	21,707	49,343	(27,636)
Wentworth	11,046	37,410	(26,364)
Madison	1,884,109	1,823,320	60,789
Pacific	1,348,529	1,367,399	(18,870)
	<u>6,127,739</u>	<u>6,821,490</u>	<u>(693,751)</u>
-			
<b>Long-Term</b>			
Tirschwell	2,819,748	1,339,741	1,480,007
Horizon	259,624	517,793	(258,169)
Fred	364,690	508,007	(143,317)
Mount Lucas	452,165	672,447	(220,282)
Delware	246,761	354,573	(107,812)
Wentworth	161,309	222,493	(61,184)
Madison	77,521	73,857	3,664
Class Settlements	25,915	-	25,915
Disposal of Carpet	-	8,867	(8,867)
	<u>4,407,733</u>	<u>3,697,778</u>	<u>709,955</u>
<b>Total:</b>			
	<u>10,535,472</u>	<u>10,519,268</u>	<u>16,204</u>

The Siragusa Foundation  
Realized Gains/Losses  
FEIN 36-3100492  
For Year Ended December 31, 2009  
Tirschwell & Loewy

Account Name	Security Description	Quantity	Purchase Date	Sale Date	Sale Total	Original Total Cost	Realized Gain/Loss
<b>Long-term</b>							
Tirschwell & Loewy	CHUBB CORP	1500	01/27/1999	02/18/2009	58,340	44,657	13,683
Tirschwell & Loewy	CHUBB CORP	2000	08/18/1999	02/18/2009	77,786	58,695	19,091
Tirschwell & Loewy	CHUBB CORP	2000	01/03/2000	02/18/2009	77,786	55,813	21,973
Tirschwell & Loewy	CHUBB CORP	2000	03/15/2000	02/18/2009	77,786	44,755	33,031
Tirschwell & Loewy	JPMORGAN CHASE & CO.	3000	07/21/1998	02/18/2009	63,015	29,078	33,937
Tirschwell & Loewy	JPMORGAN CHASE & CO.	8590	07/21/1998	03/05/2009	154,705	83,262	71,443
Tirschwell & Loewy	BECKMAN COULTER	500	07/21/1998	07/07/2009	28,024	10,800	17,224
Tirschwell & Loewy	COCA COLA FEMSA	1500	07/22/1998	07/07/2009	60,734	9,709	51,025
Tirschwell & Loewy	COCA COLA FEMSA	1000	07/22/1998	09/24/2009	47,311	6,473	40,838
Tirschwell & Loewy	GRUPO TELEvisa	3000	07/21/1998	07/07/2009	50,058	18,339	31,719
Tirschwell & Loewy	HARLEY DAVIDSON	1000	07/18/2007	07/07/2009	14,890	63,013	(48,123)
Tirschwell & Loewy	BECKMAN COULTER	2000	07/21/1998	07/09/2009	109,384	43,199	66,185
Tirschwell & Loewy	HARLEY DAVIDSON	1000	07/18/2007	07/09/2009	15,414	63,013	(47,599)
Tirschwell & Loewy	HARLEY DAVIDSON	1000	09/05/2007	07/09/2009	15,414	54,449	(39,035)
Tirschwell & Loewy	HARLEY DAVIDSON	1000	10/09/2007	07/09/2009	15,414	51,280	(35,866)
Tirschwell & Loewy	HARLEY DAVIDSON	2000	02/04/2008	07/09/2009	30,828	80,741	(49,913)
Tirschwell & Loewy	HEWLETT-PACKARD	2400	07/21/1998	07/09/2009	88,894	9,057	79,837
Tirschwell & Loewy	HERSHEY FOOD	1500	01/31/2007	07/09/2009	55,023	76,917	(21,894)
Tirschwell & Loewy	COCA COLA FEMSA	2000	07/22/1998	07/09/2009	78,388	12,946	65,440
Tirschwell & Loewy	ROCKWELL INTL	6500	08/04/1987	07/09/2009	197,687	6,288	191,399
Tirschwell & Loewy	GRUPO TELEvisa	5000	07/21/1998	07/09/2009	81,382	30,566	50,816
Tirschwell & Loewy	HONEYWELL INC	3500	02/17/2005	09/24/2009	134,334	135,975	(1,641)
Tirschwell & Loewy	HONEYWELL INC	1000	08/08/2005	09/24/2009	38,381	36,800	1,581
Tirschwell & Loewy	ROCKWELL COLLINS INC COM	1000	08/04/1987	09/24/2009	49,331	1,556	47,775
Tirschwell & Loewy	HERSHEY FOOD	1500	01/31/2007	12/17/2009	53,084	76,917	(23,833)
Tirschwell & Loewy	HEWLETT-PACKARD	8000	07/21/1998	10/22/2009	384,494	30,189	354,305
Tirschwell & Loewy	ROCKWELL COLLINS INC COM	4000	08/04/1987	10/22/2009	205,745	6,226	199,519
Tirschwell & Loewy	TIFFANY & CO	10000	07/21/1998	10/22/2009	408,279	29,153	379,126
Tirschwell & Loewy	VCA ANTECH INC COM	5000	04/08/2008	12/17/2009	123,197	141,515	(18,318)
Tirschwell & Loewy	VCA ANTECH INC COM	1000	07/02/2008	12/17/2009	24,842	28,360	(3,718)
<b>Long-Term Totals:</b>					<b>2,819,748</b>	<b>1,339,741</b>	<b>1,480,007</b>

The Siragusa Foundation  
Realized Gains/Losses  
FEIN 36-3100492  
For Year Ended December 31, 2009  
Horizon Asset Management

Account Name	Security Description	Quantity	Purchase Date	Sale Date	Sale Total	Original Total Cost	Realized Gain/Loss
<b>SHORT-TERM</b>							
Horizon Asset Management	AMERICAN CAPITAL LTD	1327	05/27/2008	01/15/2009	5,829	41,740	(35,911)
Horizon Asset Management	TELEFONICA SA	452	06/05/2008	01/15/2009	26,331	37,987	(11,656)
Horizon Asset Management	FRANCO NEVADA CORP COM	218	10/02/2008	01/21/2009	3,598	3,965	(367)
Horizon Asset Management	FRANCO NEVADA CORP COM	692	10/02/2008	02/17/2009	15,201	12,585	2,616
Horizon Asset Management	FRANCO NEVADA CORP COM	95	11/10/2008	02/17/2009	2,087	1,335	752
Horizon Asset Management	BOMBARDIER INC CLASS B	1491	08/28/2008	07/10/2009	4,379	11,102	(6,723)
Horizon Asset Management	FRANCO NEVADA CORP COM	570	11/10/2008	07/10/2009	12,402	8,008	4,394
Horizon Asset Management	INTERCONTINENTALEXCHANGE INCCOM	12	08/28/2008	07/10/2009	1,000	1,075	(75)
Horizon Asset Management	LINK REAL ESTATE INVT TRUST UNITS	4500	08/28/2008	07/13/2009	9,856	10,749	(893)
Horizon Asset Management	NASDAQ STOCK MARKET INC COM	438	08/28/2008	07/10/2009	8,205	14,449	(6,244)
Horizon Asset Management	OIL STS INTL INC COM	286	06/03/2009	07/10/2009	6,782	7,437	(655)
Horizon Asset Management	QUANTA SVCS INC COM	294	08/28/2008	07/10/2009	5,830	9,490	(3,660)
Horizon Asset Management	SICHUAN EXPRESSWAY CO SHS H	10000	06/08/2009	07/13/2009	4,119	3,408	711
Horizon Asset Management	TMX GROUP INC COM	600	08/28/2008	07/10/2009	16,997	19,681	(2,684)
Horizon Asset Management	UTS ENERGY CORP COM	105	08/28/2008	07/10/2009	133	399	(266)
Horizon Asset Management	WHARF HOLDINGS LTD ORD F	3000	10/03/2008	07/13/2009	11,173	8,394	2,779
Horizon Asset Management	MBIA INC	1171	04/02/2009	10/28/2009	4,760	5,821	(1,061)
<b>Short-term Totals:</b>					<b>138,682</b>	<b>197,825</b>	<b>(68,943)</b>
<b>LONG-TERM</b>							
Horizon Asset Management	GAZPROM O A O SPONS ADR REG S	0.5125	01/01/1990	02/06/2009	7	-	7
Horizon Asset Management	BOMBARDIER INC CLASS B	1009	01/23/2008	07/10/2009	2,963	4,342	(1,379)
Horizon Asset Management	CME GROUP INC	37	05/14/2007	07/10/2009	9,524	19,794	(10,270)
Horizon Asset Management	CME GROUP INC	6	02/26/2008	07/10/2009	1,544	3,172	(1,628)
Horizon Asset Management	DYNEGY INC DEL CL A	4600	05/14/2007	07/10/2009	8,574	48,465	(39,891)
Horizon Asset Management	GAZPROM O A O SPONS ADR REG S	308	01/01/1990	07/10/2009	5,000	-	5,000
Horizon Asset Management	HUANENG PWR INTL INC ADR SPONS N SHS	265	05/14/2007	07/10/2009	7,013	12,092	(5,079)
Horizon Asset Management	HUANENG PWR INTL INC ADR SPONS N SHS	153	05/14/2007	08/18/2009	4,527	6,981	(2,454)
Horizon Asset Management	ICAP PLC SHS	1500	05/12/2008	07/13/2009	10,123	17,854	(7,731)
Horizon Asset Management	INTERCONTINENTALEXCHANGE INCCOM	142	05/14/2007	07/10/2009	11,834	19,791	(7,957)
Horizon Asset Management	INTERCONTINENTALEXCHANGE INCCOM	22	06/12/2008	07/10/2009	1,833	2,674	(841)
Horizon Asset Management	LINK REAL ESTATE INVT TRUST UNITS	2000	08/20/2007	07/13/2009	4,381	4,083	298
Horizon Asset Management	LINK REAL ESTATE INVT TRUST UNITS	500	08/28/2007	07/13/2009	1,095	1,037	58
Horizon Asset Management	MIRANT CORP NEW COM	833	05/14/2007	07/10/2009	11,851	38,168	(26,317)
Horizon Asset Management	NASDAQ STOCK MARKET INC COM	966	05/14/2007	07/10/2009	18,095	30,888	(12,593)
Horizon Asset Management	NRG ENERGY INC COM NEW	1423	05/14/2007	07/10/2009	32,347	60,284	(27,937)
Horizon Asset Management	NRG ENERGY INC COM NEW	2	05/29/2007	07/10/2009	45	104	(59)
Horizon Asset Management	PENN WEST ENERGY TR TR UNIT	1104	05/14/2007	07/10/2009	12,368	36,033	(23,667)
Horizon Asset Management	POWER CORP CDA COM	1000	07/30/2007	07/10/2009	20,910	36,304	(15,394)
Horizon Asset Management	QUANTA SVCS INC COM	184	05/14/2007	07/10/2009	3,648	5,440	(1,792)
Horizon Asset Management	SEARS HLDGS CORP COM	188	05/14/2007	07/10/2009	10,694	33,192	(22,498)
Horizon Asset Management	SINGAPORE EXCHANGE LTD ORD	8000	06/06/2007	07/13/2009	28,489	34,284	(5,795)
Horizon Asset Management	SOTHEBY'S HLDGS	700	04/30/2008	07/10/2009	8,024	19,406	(11,382)
Horizon Asset Management	TEXAS PAC LD TR COM	278	05/14/2007	07/10/2009	9,087	13,274	(4,187)
Horizon Asset Management	UTS ENERGY CORP COM	6195	01/23/2008	07/10/2009	7,822	27,179	(19,357)
Horizon Asset Management	CME GROUP INC	28	02/26/2008	10/28/2009	8,688	14,804	(6,116)
Horizon Asset Management	CME GROUP INC	25	08/28/2008	10/28/2009	7,755	8,588	(833)
Horizon Asset Management	NASDAQ STOCK MARKET INC COM	622	05/14/2007	10/28/2009	11,387	19,760	(8,373)
<b>Long-term Total:</b>					<b>259,624</b>	<b>517,793</b>	<b>(258,169)</b>
<b>Total:</b>					<b>398,306</b>	<b>715,418</b>	<b>(317,112)</b>

The Siragusa Foundation  
Realized Gains/Losses  
FEIN 36-3100492  
For Year Ended December 31, 2009  
Fred Alger Management

Account Name	Security Description	Quantity	Purchase Date	Sale Date	Sale Total	Original Total Cost	Realized Gain/Loss
<b>SHORT-TERM</b>							
Fred Alger Management	GENTIVA HEALTH SVCS INC COM	152	02/19/2008	01/09/2009	3,801	3,386	415
Fred Alger Management	GENTIVA HEALTH SVCS INC COM	32	08/28/2008	01/09/2009	800	891	(91)
Fred Alger Management	CINCINNATI BELL	1532	03/03/2008	01/16/2009	1,992	6,011	(4,019)
Fred Alger Management	CORINTHIAN COLLEGES INC COM	165	07/31/2008	01/16/2009	2,778	2,610	168
Fred Alger Management	IHS INC CL A	40	07/09/2008	01/16/2009	1,771	2,717	(946)
Fred Alger Management	INTERMUNE INC COM	75	08/28/2008	01/16/2009	701	1,418	(717)
Fred Alger Management	MYRIAD GENETICS INC COM	50	09/12/2008	01/16/2009	3,568	3,283	285
Fred Alger Management	SONUS NETWORK	189	08/28/2008	01/16/2009	242	639	(397)
Fred Alger Management	MERIDIAN BIOSCIENCE INC COM	60	03/13/2008	01/16/2009	1,279	1,850	(571)
Fred Alger Management	INTERWOVEN INC	55	07/09/2008	01/23/2009	862	715	147
Fred Alger Management	INTERWOVEN INC	135	08/28/2008	01/23/2009	2,116	2,018	98
Fred Alger Management	PETROBANK ENERGY RES LTD COM	96	08/28/2008	01/23/2009	1,626	4,233	(2,607)
Fred Alger Management	EV3 INC COM	713	10/15/2008	01/27/2009	3,537	6,328	(2,791)
Fred Alger Management	MICROSEMI CORP COM	536	02/19/2008	01/27/2009	4,386	11,403	(7,007)
Fred Alger Management	MICROSEMI CORP COM	96	08/28/2008	01/27/2009	787	2,697	(1,910)
Fred Alger Management	CAL DIVE INTL INC DEL COM	387	06/25/2008	02/05/2009	2,404	5,758	(3,354)
Fred Alger Management	CAL DIVE INTL INC DEL COM	171	08/28/2008	02/05/2009	1,062	1,924	(862)
Fred Alger Management	TESSERA TECHNOLOGIES INC COM	86	08/28/2008	02/05/2009	779	1,554	(775)
Fred Alger Management	SYNCHRONOSS TECHNOLOGIES INCCOM	527	01/16/2009	02/12/2009	4,745	4,769	(24)
Fred Alger Management	WMS INDS INC COM	272	05/28/2008	02/12/2009	5,206	9,759	(4,553)
Fred Alger Management	WMS INDS INC COM	48	08/28/2008	02/12/2009	919	1,622	(703)
Fred Alger Management	BUCYRUS INTL INC NEW CL A	36	08/28/2008	02/17/2009	504	2,544	(2,040)
Fred Alger Management	CONCHO RES INC COM	102	08/28/2008	02/24/2009	2,058	3,365	(1,307)
Fred Alger Management	DENBURY RES INC COM NEW	144	02/05/2009	02/24/2009	1,708	1,884	(176)
Fred Alger Management	MARINER ENERGY INC COM	111	08/28/2008	02/24/2009	1,067	3,294	(2,227)
Fred Alger Management	SOLERA HOLDINGS INC COM	57	08/28/2008	02/24/2009	1,231	1,704	(473)
Fred Alger Management	MERIDIAN BIOSCIENCE INC COM	122	03/13/2008	02/24/2009	2,614	3,761	(1,147)
Fred Alger Management	AIRTRAN HOLDING	255	12/22/2008	02/25/2009	832	1,119	(287)
Fred Alger Management	AECOM TECHNOLOGY CORP DELAWACOM	90	08/28/2008	02/25/2009	2,210	2,790	(580)
Fred Alger Management	AMERIGROUP CORP COM	63	12/22/2008	02/25/2009	1,765	1,722	43
Fred Alger Management	ALEXION PHARMACEUTICALS INC COM	78	09/10/2008	02/25/2009	2,969	3,205	(236)
Fred Alger Management	AEROPOSTALE COM	78	10/28/2008	02/25/2009	1,799	1,662	137
Fred Alger Management	ATHEROS COMMUNICATIONS INC COM	60	08/28/2008	02/25/2009	757	1,989	(1,232)
Fred Alger Management	ACTUANT CORP	57	08/28/2008	02/25/2009	598	1,828	(1,230)
Fred Alger Management	AUXILIUM PHARMACEUTICALS INCCOM	48	11/20/2008	02/25/2009	1,360	1,039	321
Fred Alger Management	IMMUCOR INC COM	54	10/15/2008	02/25/2009	1,306	1,345	(39)
Fred Alger Management	BROOKLINE BANCORP INC DEL COM	198	10/14/2008	02/25/2009	1,665	2,330	(665)
Fred Alger Management	BRUKER BIOSCIENCES CORP COM	123	09/17/2008	02/25/2009	508	1,772	(1,264)
Fred Alger Management	BALLY TECHNOLOGIES INC COM	81	08/28/2008	02/25/2009	1,545	2,822	(1,277)
Fred Alger Management	CENTRAL EUROPEAN DISTR CORP COM	33	08/28/2008	02/25/2009	278	1,930	(1,652)
Fred Alger Management	CONCUR TECHNOLOGIES INC COM	39	08/28/2008	02/25/2009	828	1,773	(945)
Fred Alger Management	CORINTHIAN COLLEGES INC COM	182	07/31/2008	02/25/2009	3,880	3,037	843
Fred Alger Management	COMSTOCK RES INC COM	36	10/28/2008	02/25/2009	1,175	1,226	(51)
Fred Alger Management	COMMUNITY HEALTH SYS INC NEWCOM	72	02/24/2009	02/25/2009	1,302	1,266	36
Fred Alger Management	DENBURY RES INC COM NEW	114	02/05/2009	02/25/2009	1,482	1,492	(10)
Fred Alger Management	ESTERLINE TECHNOLOGIES CORP COM	48	08/28/2008	02/25/2009	1,551	2,565	(1,014)
Fred Alger Management	FIRST COMWLTH FINL CORP PA COM	105	12/01/2008	02/25/2009	908	1,171	(263)
Fred Alger Management	FLOWERS FOODS INC COM	69	02/12/2009	02/25/2009	1,540	1,688	(128)
Fred Alger Management	ICON PUB LTD CO ADR SPONSORED	24	05/28/2008	02/25/2009	535	856	(321)
Fred Alger Management	ICON PUB LTD CO ADR SPONSORED	66	08/28/2008	02/25/2009	1,471	2,760	(1,289)
Fred Alger Management	ICONIX BRAND GROUP INC	114	08/28/2008	02/25/2009	886	1,521	(635)
Fred Alger Management	IHS INC CL A	51	07/09/2008	02/25/2009	2,018	3,464	(1,446)
Fred Alger Management	ILLUMINA INC COM	48	08/28/2008	02/25/2009	1,619	2,045	(426)
Fred Alger Management	ILLUMINA INC COM	33	12/31/2008	02/25/2009	1,113	853	260
Fred Alger Management	INFORMATICA CORP COM	156	09/10/2008	02/25/2009	2,030	2,547	(517)
Fred Alger Management	ITC HLDGS CORP COM	54	08/28/2008	02/25/2009	2,037	3,069	(1,032)
Fred Alger Management	INVESTMENT TECHNOLOGY GRP NECOM	81	10/15/2008	02/25/2009	1,636	1,893	(257)
Fred Alger Management	INTERWOVEN INC	156	07/09/2008	02/25/2009	2,504	2,027	477
Fred Alger Management	LKQ CORP COM	213	08/28/2008	02/25/2009	2,403	3,923	(1,520)
Fred Alger Management	MASIMO CORP COM	60	09/10/2008	02/25/2009	1,618	2,428	(811)
Fred Alger Management	MONOLITHIC PWR SYS INC COM	27	01/27/2009	02/25/2009	343	351	(8)
Fred Alger Management	MONOLITHIC PWR SYS INC COM	99	02/05/2009	02/25/2009	1,258	1,377	(119)
Fred Alger Management	MEDICIS PHARM-A	84	01/16/2009	02/25/2009	1,036	1,172	(136)
Fred Alger Management	MYRIAD GENETICS INC COM	30	09/12/2008	02/25/2009	2,480	1,970	510
Fred Alger Management	MYLAN LABS INC COM	165	11/20/2008	02/25/2009	2,162	1,264	898

**The Siragusa Foundation**  
**Realized Gains/Losses**  
**FEIN 36-3100492**  
**For Year Ended December 31, 2009**  
**Fred Alger Management**

Account Name	Security Description	Quantity	Purchase Date	Sale Date	Sale Total	Original Total Cost	Realized Gain/Loss
Fred Alger Management	NUVASIVE INC COM	33	01/27/2009	02/25/2009	1,190	1,281	(91)
Fred Alger Management	OWENS & MINOR INC NEW COM	27	02/24/2009	02/25/2009	943	953	(10)
Fred Alger Management	OPTIMER PHARMACEUTICALS INC COM	186	12/01/2008	02/25/2009	2,057	1,486	571
Fred Alger Management	ORBITAL SCIENCES CORP COM	51	02/24/2009	02/25/2009	743	765	(22)
Fred Alger Management	OSI PHARMACEUTICALS INC COM	51	10/15/2008	02/25/2009	2,010	2,017	(7)
Fred Alger Management	VERIFONE HLDGS INC COM	204	09/12/2008	02/25/2009	859	3,943	(3,084)
Fred Alger Management	PRICELINE COM NEW	18	08/28/2008	02/25/2009	1,542	1,717	(175)
Fred Alger Management	PEGASYS INC COM	84	02/24/2009	02/25/2009	1,273	1,286	(13)
Fred Alger Management	PENN NATL GAMIN	81	02/12/2009	02/25/2009	1,542	1,658	(116)
Fred Alger Management	INSULET CORP COM	108	01/09/2009	02/25/2009	753	1,043	(290)
Fred Alger Management	PLATINUM UNDERWRITERS HLDGS COM	51	12/01/2008	02/25/2009	1,452	1,526	(74)
Fred Alger Management	REGAL ENTMT GROUP CL A	171	10/31/2008	02/25/2009	1,726	2,158	(432)
Fred Alger Management	SILGAN HLDGS INC COM	7	08/28/2008	02/25/2009	343	368	(25)
Fred Alger Management	STARENT NETWORKS CORP COM	87	02/05/2009	02/25/2009	1,321	1,259	62
Fred Alger Management	TITAN MACHY INC COM	78	08/01/2008	02/25/2009	743	2,134	(1,391)
Fred Alger Management	TALEO CORP CL A	75	03/18/2008	02/25/2009	603	1,456	(853)
Fred Alger Management	TALEO CORP CL A	81	08/28/2008	02/25/2009	651	2,044	(1,393)
Fred Alger Management	TUPPERWARE CORP	102	05/28/2008	02/25/2009	1,558	3,800	(2,242)
Fred Alger Management	URS CORP NEW COM	45	08/28/2008	02/25/2009	1,426	2,183	(757)
Fred Alger Management	MERIDIAN BIOSCIENCE INC COM	75	03/13/2008	02/25/2009	1,587	2,312	(725)
Fred Alger Management	WASTE CONNECTIONS INC COM	69	09/10/2008	02/25/2009	1,692	2,475	(783)
Fred Alger Management	WHOLE FOOD MKT	81	01/16/2009	02/25/2009	1,008	963	45
Fred Alger Management	WRIGHT EXPRESS CORP COM	78	08/28/2008	02/25/2009	1,108	2,315	(1,207)
Fred Alger Management	COMSTOCK RES INC COM	104	10/28/2008	03/03/2009	2,985	3,543	(558)
Fred Alger Management	BRUKER BIOSCIENCES CORP COM	451	09/17/2008	03/05/2009	1,665	6,498	(4,833)
Fred Alger Management	ILLUMINA INC COM	39	12/31/2008	03/05/2009	1,241	1,008	233
Fred Alger Management	INSULET CORP COM	373	01/09/2009	03/05/2009	1,799	3,603	(1,804)
Fred Alger Management	INTERWOVEN INC	482	07/09/2008	03/17/2009	7,808	6,263	1,545
Fred Alger Management	CAVIUM NETWORKS INC COM	357	03/05/2009	03/23/2009	4,231	3,916	315
Fred Alger Management	GSI COMMERCE INC COM	23	08/28/2008	03/23/2009	279	377	(98)
Fred Alger Management	SILGAN HLDGS INC COM	45	08/28/2008	03/23/2009	2,273	2,363	(90)
Fred Alger Management	MERIDIAN BIOSCIENCE INC COM	51	08/28/2008	03/23/2009	895	1,415	(520)
Fred Alger Management	MERIDIAN BIOSCIENCE INC COM	165	10/31/2008	03/23/2009	2,895	4,038	(1,143)
Fred Alger Management	MEDICIS PHARM-A	247	01/16/2009	03/25/2009	3,199	3,447	(248)
Fred Alger Management	MEDICIS PHARM-A	122	03/23/2009	03/25/2009	1,580	1,593	(13)
Fred Alger Management	PHILLIPS VAN HEUSEN CORP COM	36	08/28/2008	03/25/2009	800	1,372	(572)
Fred Alger Management	TITAN MACHY INC COM	255	08/01/2008	03/25/2009	2,134	6,977	(4,843)
Fred Alger Management	TITAN MACHY INC COM	51	08/28/2008	03/25/2009	427	1,276	(849)
Fred Alger Management	GREENHILL & CO INC COM	45	08/28/2008	03/26/2009	3,347	2,979	368
Fred Alger Management	INFORMATICA CORP COM	92	09/10/2008	03/31/2009	1,203	1,502	(299)
Fred Alger Management	DREAMWORKS ANIMATION INC CL A	174	03/31/2009	04/21/2009	3,195	3,751	(556)
Fred Alger Management	VERIFONE HLDGS INC COM	347	09/12/2008	04/21/2009	2,603	6,706	(4,103)
Fred Alger Management	VERIFONE HLDGS INC COM	428	12/31/2008	04/21/2009	3,210	2,144	1,066
Fred Alger Management	SIGNATURE BK NEW YORK N Y COM	45	08/28/2008	04/21/2009	1,207	1,374	(167)
Fred Alger Management	TUPPERWARE CORP	81	05/28/2008	04/21/2009	1,694	3,018	(1,324)
Fred Alger Management	TUPPERWARE CORP	43	05/28/2008	05/04/2009	1,106	1,602	(496)
Fred Alger Management	GSI COMMERCE INC COM	107	08/28/2008	05/06/2009	1,452	1,756	(304)
Fred Alger Management	MYRIAD GENETICS INC COM	74	09/12/2008	05/06/2009	2,400	2,429	(29)
Fred Alger Management	MYLAN LABS INC COM	2	11/20/2008	05/06/2009	27	15	12
Fred Alger Management	MYLAN LABS INC COM	129	03/23/2009	05/06/2009	1,716	1,694	22
Fred Alger Management	MYRIAD GENETICS INC COM	94	09/12/2008	05/12/2009	3,130	3,086	44
Fred Alger Management	NEUSTAR INC CL A	48	08/28/2008	05/12/2009	918	1,153	(235)
Fred Alger Management	IMMUCOR INC COM	107	10/15/2008	05/29/2009	1,533	2,664	(1,131)
Fred Alger Management	IMMUCOR INC COM	87	11/20/2008	05/29/2009	1,247	2,080	(833)
Fred Alger Management	IMMUCOR INC COM	50	03/05/2009	05/29/2009	717	1,062	(345)
Fred Alger Management	MICROSEMI CORP COM	116	05/06/2009	05/29/2009	1,537	1,685	(148)
Fred Alger Management	OMNITURE INC COM	299	03/23/2009	05/29/2009	3,468	4,117	(651)
Fred Alger Management	AIRTRAN HOLDING	324	12/22/2008	06/17/2009	1,853	1,422	431
Fred Alger Management	DENBURY RES INC COM NEW	276	02/05/2009	06/30/2009	3,974	3,612	362
Fred Alger Management	HOLOGIC INC	99	08/28/2008	06/30/2009	1,407	2,106	(699)
Fred Alger Management	MYLAN LABS INC COM	457	11/20/2008	06/30/2009	5,973	3,501	2,472
Fred Alger Management	PENN NATL GAMIN	263	02/12/2009	06/30/2009	7,732	5,383	2,349
Fred Alger Management	AECOM TECHNOLOGY CORP DELAWACOM	24	08/28/2008	07/10/2009	720	744	(24)
Fred Alger Management	AEROPOSTALE COM	99	10/28/2008	07/10/2009	3,297	2,110	1,187

**The Siragusa Foundation**  
**Realized Gains/Losses**  
**FEIN 36-3100492**  
**For Year Ended December 31, 2009**  
**Fred Alger Management**

Account Name	Security Description	Quantity	Purchase Date	Sale Date	Sale Total	Original Total Cost	Realized Gain/Loss
Fred Alger Management	AEROPOSTALE COM	30	12/22/2008	07/10/2009	999	505	494
Fred Alger Management	AEROPOSTALE COM	18	12/22/2008	07/23/2009	676	303	373
Fred Alger Management	AEROPOSTALE COM	20	12/22/2008	09/29/2009	871	336	535
Fred Alger Management	AIRTRAN HOLDING	498	12/22/2008	07/10/2009	2,814	2,185	629
Fred Alger Management	ALEXION PHARMACEUTICALS INC COM	114	09/10/2008	07/10/2009	4,261	4,684	(423)
Fred Alger Management	ALEXION PHARMACEUTICALS INC COM	37	09/10/2008	08/13/2009	1,571	1,520	51
Fred Alger Management	ALEXION PHARMACEUTICALS INC COM	14	01/16/2009	09/29/2009	618	517	101
Fred Alger Management	ALEXION PHARMACEUTICALS INC COM	41	01/16/2009	09/30/2009	1,796	1,513	283
Fred Alger Management	ALLOS THERAPEUTICS INC COM	345	04/01/2009	07/10/2009	2,622	2,131	491
Fred Alger Management	ALLOS THERAPEUTICS INC COM	86	04/01/2009	08/13/2009	642	531	111
Fred Alger Management	AMERIGROUP CORP COM	144	12/22/2008	07/10/2009	3,822	3,937	(115)
Fred Alger Management	ANSYS INC COM	64	03/31/2009	07/10/2009	1,872	1,625	247
Fred Alger Management	AUXILIUM PHARMACEUTICALS INCCOM	39	11/20/2008	07/10/2009	1,095	844	251
Fred Alger Management	AUXILIUM PHARMACEUTICALS INCCOM	93	08/30/2009	07/10/2009	2,610	2,893	(283)
Fred Alger Management	BROCADE COMMUNICATIONS SYSTEMS INC	393	05/04/2009	07/10/2009	2,833	2,330	503
Fred Alger Management	BROOKLINE BANCORP INC DEL COM	462	10/14/2008	07/10/2009	4,537	5,438	(901)
Fred Alger Management	BROOKLINE BANCORP INC DEL COM	32	10/14/2008	07/28/2009	365	377	(12)
Fred Alger Management	BROOKLINE BANCORP INC DEL COM	33	11/20/2008	07/28/2009	377	359	18
Fred Alger Management	CHILDRENS PL RETAIL STORES ICOM	63	05/12/2009	07/10/2009	1,612	2,045	(433)
Fred Alger Management	COMMUNITY HEALTH SYS INC NEWCOM	57	02/24/2009	07/10/2009	1,479	1,002	477
Fred Alger Management	COMMUNITY HEALTH SYS INC NEWCOM	50	02/24/2009	09/14/2009	1,704	879	825
Fred Alger Management	COMMUNITY HEALTH SYS INC NEWCOM	116	02/24/2009	09/25/2009	3,649	2,039	1,610
Fred Alger Management	COMMUNITY HEALTH SYS INC NEWCOM	108	05/04/2009	07/10/2009	2,803	2,451	352
Fred Alger Management	CORINTHIAN COLLEGES INC COM	225	07/31/2008	07/10/2009	3,317	3,559	(242)
Fred Alger Management	DRIL-QUIP INC COM	15	02/05/2009	07/10/2009	533	363	170
Fred Alger Management	F5 NETWORKS INC COM	108	04/21/2009	07/10/2009	3,650	2,878	772
Fred Alger Management	F5 NETWORKS INC COM	27	04/21/2009	07/23/2009	1,038	720	318
Fred Alger Management	FIRST COMWLTH FINL CORP PA COM	288	12/01/2008	07/10/2009	1,789	3,211	(1,422)
Fred Alger Management	FIRST COMWLTH FINL CORP PA COM	95	12/01/2008	09/14/2009	555	1,059	(504)
Fred Alger Management	FIRST COMWLTH FINL CORP PA COM	215	04/21/2009	09/14/2009	1,256	2,173	(917)
Fred Alger Management	FLOWERS FOODS INC COM	111	02/12/2009	07/10/2009	2,398	2,683	(285)
Fred Alger Management	GENESSEE & WYO INC CL A	84	08/17/2009	07/10/2009	2,056	2,193	(137)
Fred Alger Management	GENWORTH FINL INC COM CL A	306	05/12/2009	07/10/2009	1,646	1,536	110
Fred Alger Management	GENWORTH FINL INC COM CL A	117	05/12/2009	09/25/2009	1,398	587	811
Fred Alger Management	GENWORTH FINL INC COM CL A	226	05/12/2009	09/29/2009	2,807	1,134	1,673
Fred Alger Management	GENWORTH FINL INC COM CL A	84	09/14/2009	09/25/2009	1,004	928	76
Fred Alger Management	GEO GROUP INC	56	08/28/2008	07/10/2009	973	1,245	(272)
Fred Alger Management	GSI COMMERCE INC COM	68	08/28/2008	07/10/2009	1,015	1,116	(101)
Fred Alger Management	HAIN CELESTIAL GROUP INC COM	41	08/28/2008	07/10/2009	626	1,084	(458)
Fred Alger Management	HAIN CELESTIAL GROUP INC COM	37	08/28/2008	08/24/2009	675	979	(304)
Fred Alger Management	HAIN CELESTIAL GROUP INC COM	6	12/24/2008	08/24/2009	109	106	3
Fred Alger Management	ICONIX BRAND GROUP INC	34	01/09/2009	07/10/2009	505	321	184
Fred Alger Management	INFORMATICA CORP COM	198	09/10/2008	07/10/2009	3,343	3,233	110
Fred Alger Management	INVERNESS MED INNOVATIONS INCOM	27	08/28/2008	07/10/2009	853	970	(117)
Fred Alger Management	INVESTMENT TECHNOLOGY GRP NECOM	74	10/15/2008	07/10/2009	1,354	1,729	(375)
Fred Alger Management	INVESTMENT TECHNOLOGY GRP NECOM	104	10/15/2008	09/18/2009	2,910	2,430	480
Fred Alger Management	INVESTMENT TECHNOLOGY GRP NECOM	127	05/06/2009	07/10/2009	2,323	2,981	(658)
Fred Alger Management	J CREW GROUP INC COM	129	04/21/2009	07/10/2009	3,142	2,016	1,126
Fred Alger Management	J CREW GROUP INC COM	47	04/21/2009	07/23/2009	1,333	735	598
Fred Alger Management	JACK IN THE BOX INC COM	114	03/25/2009	07/10/2009	2,519	2,576	(57)
Fred Alger Management	JACK IN THE BOX INC COM	48	03/25/2009	08/05/2009	1,068	1,085	(17)
Fred Alger Management	JACK IN THE BOX INC COM	67	08/30/2009	08/05/2009	1,490	1,500	(10)
Fred Alger Management	LIFE TIME FITNESS INC COM	23	08/28/2008	07/28/2009	615	817	(202)
Fred Alger Management	MANTECH INTL CORP CL A	69	04/21/2009	07/10/2009	2,842	2,830	12
Fred Alger Management	MANTECH INTL CORP CL A	16	04/21/2009	09/18/2009	797	656	141
Fred Alger Management	MANTECH INTL CORP CL A	52	04/21/2009	09/29/2009	2,514	2,133	381
Fred Alger Management	MARINER ENERGY INC COM	51	12/22/2008	09/18/2009	734	448	286
Fred Alger Management	MASIMO CORP COM	102	09/10/2008	07/10/2009	2,301	4,130	(1,829)
Fred Alger Management	MASIMO CORP COM	97	09/10/2008	08/24/2009	2,402	3,927	(1,525)
Fred Alger Management	MEDICIS PHARM-A	219	03/23/2009	07/10/2009	3,268	2,859	409
Fred Alger Management	MELLANOX TECHNOLOGIES LTD SHS	102	08/28/2008	07/10/2009	1,230	1,241	(11)
Fred Alger Management	MELLANOX TECHNOLOGIES LTD SHS	5	10/28/2008	07/28/2009	74	34	40
Fred Alger Management	MELLANOX TECHNOLOGIES LTD SHS	87	10/28/2008	09/18/2009	1,371	600	771
Fred Alger Management	MELLANOX TECHNOLOGIES LTD SHS	117	03/05/2009	07/10/2009	1,411	923	488
Fred Alger Management	MELLANOX TECHNOLOGIES LTD SHS	92	03/05/2009	07/28/2009	1,356	726	630
Fred Alger Management	MICROSEMI CORP COM	308	05/06/2009	07/02/2009	4,285	4,475	(190)

**The Siragusa Foundation**  
**Realized Gains/Losses**  
**FEIN 36-3100492**  
**For Year Ended December 31, 2009**  
**Fred Alger Management**

Account Name	Security Description	Quantity	Purchase Date	Sale Date	Sale Total	Original Total Cost	Realized Gain/Loss
Fred Alger Management	MONOLITHIC PWR SYS INC COM	195	01/27/2009	07/10/2009	4,578	2,536	2,042
Fred Alger Management	MONOLITHIC PWR SYS INC COM	37	01/27/2009	07/13/2009	869	481	388
Fred Alger Management	NALCO HLDG CO COM	105	05/06/2009	07/10/2009	1,658	1,792	(134)
Fred Alger Management	NALCO HLDG CO COM	39	09/18/2009	09/29/2009	803	793	10
Fred Alger Management	NETFLIX COM INC COM	45	03/23/2009	07/10/2009	1,792	1,898	(106)
Fred Alger Management	NETLOGIC MICROSYSTEMS INC COM	8	03/25/2009	07/10/2009	271	216	55
Fred Alger Management	NETLOGIC MICROSYSTEMS INC COM	39	05/04/2009	07/10/2009	1,322	1,459	(137)
Fred Alger Management	NETLOGIC MICROSYSTEMS INC COM	58	07/02/2009	07/10/2009	1,966	2,077	(111)
Fred Alger Management	NUVASIVE INC COM	99	01/27/2009	07/10/2009	3,848	3,842	6
Fred Alger Management	ON SEMICONDUCTOR CORP COM	216	08/28/2008	07/10/2009	1,450	2,110	(660)
Fred Alger Management	ON SEMICONDUCTOR CORP COM	174	02/05/2009	07/10/2009	1,168	825	343
Fred Alger Management	ON SEMICONDUCTOR CORP COM	90	02/05/2009	07/23/2009	697	427	270
Fred Alger Management	OPTIMER PHARMACEUTICALS INC COM	270	12/01/2008	07/10/2009	3,783	2,157	1,626
Fred Alger Management	ORBITAL SCIENCES CORP COM	105	02/24/2009	07/10/2009	1,501	1,575	(74)
Fred Alger Management	ORBITAL SCIENCES CORP COM	96	02/24/2009	08/13/2009	1,312	1,440	(128)
Fred Alger Management	ORIENT-EXPRESS HOTELS LTD COM CL A	92	05/29/2009	07/10/2009	626	650	(24)
Fred Alger Management	ORIENT-EXPRESS HOTELS LTD COM CL A	398	05/29/2009	09/14/2009	4,231	2,814	1,417
Fred Alger Management	ORIENT-EXPRESS HOTELS LTD COM CL A	283	07/02/2009	07/10/2009	1,925	2,445	(520)
Fred Alger Management	OSI PHARMACEUTICALS INC COM	75	10/15/2008	07/10/2009	2,119	2,987	(868)
Fred Alger Management	OWENS & MINOR INC NEW COM	69	02/24/2009	07/10/2009	2,959	2,434	525
Fred Alger Management	PAREXEL INTL CORP COM	129	06/17/2009	07/10/2009	1,567	1,658	(91)
Fred Alger Management	PEGASYS INC COM	123	02/24/2009	07/10/2009	2,829	1,883	946
Fred Alger Management	PENN NATL GAMIN	111	07/02/2009	07/10/2009	3,031	3,152	(121)
Fred Alger Management	PENN VIRGINIA CORP	340	03/03/2009	07/02/2009	5,314	4,323	991
Fred Alger Management	PHARMERICA CORP COM	182	06/22/2009	07/10/2009	3,085	3,197	(112)
Fred Alger Management	PLATINUM UNDERWRITERS HLDGS COM	99	12/01/2008	07/10/2009	2,921	2,963	(42)
Fred Alger Management	PLATINUM UNDERWRITERS HLDGS COM	9	12/01/2008	07/23/2009	296	269	27
Fred Alger Management	PLATINUM UNDERWRITERS HLDGS COM	22	02/12/2009	07/23/2009	724	644	80
Fred Alger Management	POLYCOM INC	108	06/30/2009	07/10/2009	2,158	2,200	(42)
Fred Alger Management	QUICKSILVER RES INC COM	195	06/30/2009	07/10/2009	1,726	1,845	(119)
Fred Alger Management	QUICKSILVER RES INC COM	55	06/30/2009	09/18/2009	720	520	200
Fred Alger Management	REGAL ENTMT GROUP CL A	198	10/31/2008	07/10/2009	2,544	2,498	46
Fred Alger Management	REGAL ENTMT GROUP CL A	51	10/31/2008	08/13/2009	616	644	(28)
Fred Alger Management	REGAL ENTMT GROUP CL A	18	01/27/2009	08/13/2009	217	178	39
Fred Alger Management	REGAL ENTMT GROUP CL A	116	01/27/2009	09/18/2009	1,523	1,149	374
Fred Alger Management	REGAL ENTMT GROUP CL A	140	01/27/2009	09/29/2009	1,694	1,387	307
Fred Alger Management	REGAL ENTMT GROUP CL A	135	06/30/2009	07/10/2009	1,735	1,801	(66)
Fred Alger Management	SAVIENT PHARMACEUTICALS INC	156	06/30/2009	07/10/2009	2,025	2,153	(128)
Fred Alger Management	SEATTLE GENETICS INC COM	189	03/23/2009	07/10/2009	1,692	1,874	(182)
Fred Alger Management	SILGAN HLDGS INC COM	8	08/28/2008	07/10/2009	388	420	(32)
Fred Alger Management	SKILLSOFT PLC SPONSORED ADR	283	03/03/2009	07/10/2009	2,070	1,849	221
Fred Alger Management	SKILLSOFT PLC SPONSORED ADR	161	03/25/2009	07/10/2009	1,176	1,053	123
Fred Alger Management	SKYWORX SOLUTIONS INC COM	324	07/02/2009	07/10/2009	3,334	3,285	49
Fred Alger Management	STARENT NETWORKS CORP COM	114	02/05/2009	07/10/2009	2,606	1,650	956
Fred Alger Management	SYNVERSE HOLDINGS INC	162	05/06/2009	07/10/2009	2,688	2,161	527
Fred Alger Management	TALEO CORP CL A	48	01/16/2009	07/10/2009	822	386	436
Fred Alger Management	TALEO CORP CL A	80	01/16/2009	07/23/2009	1,328	643	685
Fred Alger Management	TELETECH HLDGS INC COM	35	08/28/2008	08/05/2009	569	549	20
Fred Alger Management	THORATEC LABS CORP COM NEW	48	05/29/2009	07/10/2009	1,216	1,199	17
Fred Alger Management	TUPPERWARE CORP	54	08/28/2008	07/10/2009	1,382	1,955	(573)
Fred Alger Management	TUPPERWARE CORP	26	01/09/2009	07/10/2009	665	623	42
Fred Alger Management	TUPPERWARE CORP	20	01/09/2009	09/25/2009	771	480	291
Fred Alger Management	WASTE CONNECTIONS INC COM	147	09/10/2008	07/10/2009	3,646	5,273	(1,627)
Fred Alger Management	WHOLE FOOD MKT	123	01/16/2009	07/10/2009	2,358	1,462	896
Fred Alger Management	WHOLE FOOD MKT	27	01/16/2009	08/13/2009	763	321	442
Fred Alger Management	WHOLE FOOD MKT	33	01/16/2009	09/18/2009	929	392	537
Fred Alger Management	WHOLE FOOD MKT	66	01/16/2009	09/25/2009	1,901	785	1,116
Fred Alger Management	WOODWARD GOVERNOR CO COM	138	05/12/2009	07/10/2009	2,305	2,931	(626)
Fred Alger Management	AEROPOSTALE COM	14	12/22/2008	10/15/2009	587	235	352
Fred Alger Management	ALLOS THERAPEUTICS INC COM	272	04/01/2009	10/13/2009	1,785	1,680	105
Fred Alger Management	ATHEROS COMMUNICATIONS INC COM	13	02/05/2009	11/09/2009	357	184	173
Fred Alger Management	BUCYRUS INTL INC NEW CL A	8	09/28/2009	12/08/2009	405	283	122
Fred Alger Management	BUCYRUS INTL INC NEW CL A	44	09/29/2009	12/14/2009	2,315	1,557	758
Fred Alger Management	CENTRAL EUROPEAN DISTR CORP COM	2	05/04/2009	10/23/2009	70	47	23
Fred Alger Management	CHICOS FAS INC COM	74	07/23/2009	11/18/2009	1,098	784	314



**The Siragusa Foundation**  
**Realized Gains/Losses**  
**FEIN 36-3100492**  
**For Year Ended December 31, 2009**  
**Fred Alger Management**

Account Name	Security Description	Quantity	Purchase Date	Sale Date	Sale Total	Original Total Cost	Realized Gain/Loss
Fred Alger Management	DRIL-QUIP INC COM	43	02/05/2009	11/09/2009	2,405	1,040	1,365
Fred Alger Management	F5 NETWORKS INC COM	16	04/21/2009	12/08/2009	832	426	406
Fred Alger Management	F5 NETWORKS INC COM	17	04/21/2009	12/14/2009	870	453	417
Fred Alger Management	F5 NETWORKS INC COM	44	04/21/2009	12/17/2009	2,211	1,173	1,038
Fred Alger Management	GAYLORD ENTMT CO NEW COM	73	09/29/2009	12/08/2009	1,278	1,529	(251)
Fred Alger Management	GAYLORD ENTMT CO NEW COM	17	09/29/2009	12/17/2009	314	356	(42)
Fred Alger Management	GAYLORD ENTMT CO NEW COM	38	09/30/2009	12/17/2009	703	788	(85)
Fred Alger Management	GAYLORD ENTMT CO NEW COM	49	10/13/2009	12/17/2009	906	928	(22)
Fred Alger Management	GENCO SHIPPING & TRADING LTDSHS	82	10/23/2009	12/17/2009	1,871	1,847	24
Fred Alger Management	HUMANE GENOME S	37	08/05/2009	10/30/2009	748	547	201
Fred Alger Management	ICON PUB LTD CO ADR SPONSORED	36	05/12/2009	10/23/2009	935	550	385
Fred Alger Management	ICONIX BRAND GROUP INC	209	01/09/2009	10/22/2009	2,836	1,974	862
Fred Alger Management	MEDICIS PHARM-A	34	03/23/2009	11/18/2009	813	444	369
Fred Alger Management	NALCO HLDG CO COM	9	05/08/2009	10/30/2009	195	154	41
Fred Alger Management	NALCO HLDG CO COM	37	09/18/2009	10/30/2009	804	752	52
Fred Alger Management	NALCO HLDG CO COM	98	05/06/2009	12/14/2009	2,385	1,673	712
Fred Alger Management	NETFLIX COM INC COM	42	03/23/2009	10/15/2009	2,084	1,771	293
Fred Alger Management	NUVASIVE INC COM	7	01/27/2009	11/20/2009	242	272	(30)
Fred Alger Management	NUVASIVE INC COM	10	03/31/2009	11/20/2009	346	314	32
Fred Alger Management	NUVASIVE INC COM	33	05/29/2009	11/20/2009	1,141	1,183	(42)
Fred Alger Management	ON SEMICONDUCTOR CORP COM	27	01/23/2009	12/08/2009	227	113	114
Fred Alger Management	ON SEMICONDUCTOR CORP COM	88	02/05/2009	12/08/2009	741	417	324
Fred Alger Management	ON SEMICONDUCTOR CORP COM	315	01/23/2009	12/24/2009	2,785	1,313	1,472
Fred Alger Management	OWENS & MINOR INC NEW COM	18	08/13/2009	12/14/2009	769	779	(10)
Fred Alger Management	PEGASYS INC COM	33	07/23/2009	10/15/2009	1,140	864	276
Fred Alger Management	POLYCOM INC	31	06/30/2009	10/13/2009	846	631	215
Fred Alger Management	POLYCOM INC	81	06/30/2009	11/27/2009	1,770	1,650	120
Fred Alger Management	SEATTLE GENETICS INC COM	186	03/23/2009	11/18/2009	1,698	1,845	(147)
Fred Alger Management	SIRONA DENTAL SYSTEMS INC COM	8	08/24/2009	12/08/2009	271	218	53
Fred Alger Management	SIRONA DENTAL SYSTEMS INC COM	35	09/30/2009	12/08/2009	1,187	1,027	160
Fred Alger Management	STARENT NETWORKS CORP COM	33	02/05/2009	11/09/2009	1,120	478	642
Fred Alger Management	STARENT NETWORKS CORP COM	41	02/05/2009	11/18/2009	1,399	594	805
Fred Alger Management	STARENT NETWORKS CORP COM	55	02/05/2009	11/30/2009	1,896	796	1,100
Fred Alger Management	TALEO CORP CL A	35	01/16/2009	10/23/2009	818	281	537
Fred Alger Management	TUPPERWARE CORP	2	01/09/2009	11/18/2009	97	48	49
Fred Alger Management	TUPPERWARE CORP	17	10/23/2009	11/18/2009	826	792	34
Fred Alger Management	VERIFONE HLDGS INC COM	76	09/14/2009	10/13/2009	1,107	1,079	28
Fred Alger Management	VERIFONE HLDGS INC COM	128	09/14/2009	12/08/2009	1,800	1,817	(17)
Fred Alger Management	WESTERN ALLIANCE BANCORP COM	267	09/14/2009	11/09/2009	1,023	1,816	(793)
<b>Short-term Totals:</b>					<b>511,728</b>	<b>567,503</b>	<b>(55,777)</b>
<b>LONG-TERM</b>							
Fred Alger Management	DECKERS OUTDOOR CORP COM	74	05/14/2007	01/09/2009	5,405	5,912	(507)
Fred Alger Management	GEO GROUP INC	116	05/14/2007	01/18/2009	1,938	2,895	(957)
Fred Alger Management	INTERMUNE INC COM	395	07/09/2007	01/16/2009	3,682	10,725	(7,033)
Fred Alger Management	SONUS NETWORK	1515	05/14/2007	01/16/2009	1,939	11,837	(9,898)
Fred Alger Management	PETROBANK ENERGY RES LTD COM	71	05/14/2007	01/23/2009	1,203	1,541	(338)
Fred Alger Management	CAL DIVE INTL INC DEL COM	378	09/10/2007	02/05/2009	2,348	4,823	(2,475)
Fred Alger Management	PETROBANK ENERGY RES LTD COM	285	05/14/2007	02/05/2009	4,377	6,185	(1,808)
Fred Alger Management	TESSERA TECHNOLOGIES INC COM	200	05/14/2007	02/05/2009	2,359	9,139	(6,780)
Fred Alger Management	TESSERA TECHNOLOGIES INC COM	146	09/18/2007	02/05/2009	1,722	5,249	(3,527)
Fred Alger Management	SIGNATURE BK NEW YORK N Y COM	128	05/14/2007	02/12/2009	3,574	4,245	(671)
Fred Alger Management	BUCYRUS INTL INC NEW CL A	185	03/16/2007	02/17/2009	2,590	4,711	(2,121)
Fred Alger Management	CONCHO RES INC COM	4	02/13/2008	02/24/2009	81	87	(6)
Fred Alger Management	GREENHILL & CO INC COM	28	05/14/2007	02/24/2009	1,851	1,854	(3)
Fred Alger Management	SOLERA HOLDINGS INC COM	30	10/04/2007	02/24/2009	648	583	65
Fred Alger Management	THORATEC LABS CORP COM NEW	82	05/14/2007	02/24/2009	2,042	1,509	533
Fred Alger Management	ANSYS INC COM	45	04/16/2007	02/25/2009	1,044	1,142	(98)
Fred Alger Management	ATHEROS COMMUNICATIONS INC COM	114	05/14/2007	02/25/2009	1,439	3,213	(1,774)
Fred Alger Management	ACTUANT CORP	3	10/11/2005	02/25/2009	32	70	(38)
Fred Alger Management	BE AEROSPACE INC COM	90	05/14/2007	02/25/2009	734	3,280	(2,546)
Fred Alger Management	BALLY TECHNOLOGIES INC COM	36	05/31/2007	02/25/2009	686	985	(299)
Fred Alger Management	CUBIST PHARMACEUTICALS INC COM	96	01/10/2008	02/25/2009	1,568	2,019	(451)
Fred Alger Management	CENTRAL EUROPEAN DISTR CORP COM	6	01/10/2008	02/25/2009	51	334	(283)
Fred Alger Management	CLARCOR INC COM	63	09/27/2007	02/25/2009	1,755	2,185	(430)
Fred Alger Management	CONCUR TECHNOLOGIES INC COM	18	10/09/2007	02/25/2009	382	625	(243)

The Siragusa Foundation  
Realized Gains/Losses  
FEIN 36-3100492  
For Year Ended December 31, 2009  
Fred Alger Management

Account Name	Security Description	Quantity	Purchase Date	Sale Date	Sale Total	Original Total Cost	Realized Gain/Loss
Fred Alger Management	CONCHO RES INC COM	84	02/13/2008	02/25/2009	1,692	1,827	(135)
Fred Alger Management	DRIL-QUIP INC COM	87	05/14/2007	02/25/2009	1,791	4,043	(2,252)
Fred Alger Management	ESTERLINE TECHNOLOGIES CORP COM	6	05/14/2007	02/25/2009	194	259	(65)
Fred Alger Management	FTI CONSULTING INC COM	48	05/14/2007	02/25/2009	1,818	1,708	110
Fred Alger Management	FIRST MERCURY FINANCIAL CORPCOM	147	02/20/2008	02/25/2009	1,714	2,973	(1,259)
Fred Alger Management	GEO GROUP INC	153	05/14/2007	02/25/2009	1,887	3,819	(1,932)
Fred Alger Management	GREENHILL & CO INC COM	15	05/14/2007	02/25/2009	1,020	993	27
Fred Alger Management	GSI COMMERCE INC COM	282	09/10/2007	02/25/2009	3,108	6,337	(3,229)
Fred Alger Management	GENTIVA HEALTH SVCS INC COM	54	02/19/2008	02/25/2009	1,286	1,203	83
Fred Alger Management	HAIN CELESTIAL GROUP INC COM	108	05/14/2007	02/25/2009	1,550	3,156	(1,606)
Fred Alger Management	HOLOGIC INC	27	05/14/2007	02/25/2009	329	801	(472)
Fred Alger Management	HOLOGIC INC	48	09/18/2007	02/25/2009	586	1,319	(733)
Fred Alger Management	ICONIX BRAND GROUP INC	57	03/15/2006	02/25/2009	443	743	(300)
Fred Alger Management	INVERNESS MED INNOVATIONS INCOM	54	05/14/2007	02/25/2009	1,417	2,211	(794)
Fred Alger Management	ITC HLDGS CORP COM	18	05/14/2007	02/25/2009	679	827	(148)
Fred Alger Management	LKQ CORP COM	90	02/12/2007	02/25/2009	1,015	1,005	10
Fred Alger Management	LIFE TIME FITNESS INC COM	66	05/14/2007	02/25/2009	593	3,352	(2,759)
Fred Alger Management	MARINER ENERGY INC COM	159	05/14/2007	02/25/2009	1,549	3,779	(2,230)
Fred Alger Management	MELLANOX TECHNOLOGIES LTD SHS	219	09/27/2007	02/25/2009	1,797	4,336	(2,539)
Fred Alger Management	NICE SYS LTD ADR SPONSORED	138	05/14/2007	02/25/2009	2,755	5,000	(2,245)
Fred Alger Management	NEUSTAR INC CL A	60	05/14/2007	02/25/2009	919	1,675	(756)
Fred Alger Management	ON SEMICONDUCTOR CORP COM	546	05/14/2007	02/25/2009	1,972	6,017	(4,045)
Fred Alger Management	PRICELINE.COM NEW	9	05/14/2007	02/25/2009	771	501	270
Fred Alger Management	POLYCOM INC	78	02/10/2006	02/25/2009	1,037	1,491	(454)
Fred Alger Management	PAREXEL INTL CORP COM	111	05/14/2007	02/25/2009	1,081	2,242	(1,161)
Fred Alger Management	PHILLIPS VAN HEUSEN CORP COM	51	05/14/2007	02/25/2009	859	2,750	(1,891)
Fred Alger Management	RBC BEARINGS INC COM	69	05/14/2007	02/25/2009	1,072	2,690	(1,618)
Fred Alger Management	SBA COMMUNICATIONS CORP CL A	144	05/14/2007	02/25/2009	2,853	4,402	(1,549)
Fred Alger Management	SIGNATURE BK NEW YORK N Y COM	45	05/14/2007	02/25/2009	1,158	1,516	(358)
Fred Alger Management	SILGAN HLDGS INC COM	50	05/14/2007	02/25/2009	2,446	2,810	(364)
Fred Alger Management	SOLERA HOLDINGS INC COM	90	10/04/2007	02/25/2009	1,929	1,749	180
Fred Alger Management	SYNAPTICS INC COM	75	07/30/2007	02/25/2009	1,538	1,877	(339)
Fred Alger Management	THORATEC LABS CORP COM NEW	63	05/14/2007	02/25/2009	1,515	1,160	355
Fred Alger Management	TIBCO SOFTWARE INC	297	05/14/2007	02/25/2009	1,467	2,732	(1,265)
Fred Alger Management	TELETECH HLDGS INC COM	174	05/14/2007	02/25/2009	1,573	5,912	(4,339)
Fred Alger Management	URS CORP NEW COM	15	05/14/2007	02/25/2009	475	694	(219)
Fred Alger Management	UNITED THERAPEUTICS CORP DELCOM	30	05/14/2007	02/25/2009	2,205	1,962	243
Fred Alger Management	VISTAPRINT LIMITED SHS	84	02/13/2008	02/25/2009	1,946	3,081	(1,135)
Fred Alger Management	WRIGHT EXPRESS CORP COM	24	07/08/2005	02/25/2009	341	458	(117)
Fred Alger Management	NICE SYS LTD ADR SPONSORED	78	05/14/2007	03/03/2009	1,552	2,826	(1,274)
Fred Alger Management	ILLUMINA INC COM	12	05/14/2007	03/05/2009	382	198	184
Fred Alger Management	GSI COMMERCE INC COM	174	09/10/2007	03/23/2009	2,113	3,910	(1,797)
Fred Alger Management	MERIDIAN BIOSCIENCE INC COM	30	03/13/2008	03/23/2009	526	925	(399)
Fred Alger Management	VISTAPRINT LIMITED SHS	126	02/13/2008	03/23/2009	3,315	4,621	(1,306)
Fred Alger Management	DRIL-QUIP INC COM	92	05/14/2007	03/25/2009	2,889	4,275	(1,386)
Fred Alger Management	PHILLIPS VAN HEUSEN CORP COM	144	05/14/2007	03/25/2009	3,202	7,766	(4,564)
Fred Alger Management	SBA COMMUNICATIONS CORP CL A	94	05/14/2007	03/25/2009	2,242	2,874	(632)
Fred Alger Management	GREENHILL & CO INC COM	16	05/14/2007	03/26/2009	1,180	1,059	121
Fred Alger Management	ITC HLDGS CORP COM	24	05/14/2007	04/01/2009	1,022	1,103	(81)
Fred Alger Management	LKQ CORP COM	89	02/12/2007	04/01/2009	1,248	994	254
Fred Alger Management	BALLY TECHNOLOGIES INC COM	46	05/31/2007	04/21/2009	1,080	1,259	(169)
Fred Alger Management	POLYCOM INC	71	02/10/2006	04/21/2009	1,145	1,357	(212)
Fred Alger Management	SIGNATURE BK NEW YORK N Y COM	104	05/14/2007	04/21/2009	2,790	3,504	(714)
Fred Alger Management	BALLY TECHNOLOGIES INC COM	162	05/31/2007	05/04/2009	4,444	4,432	12
Fred Alger Management	CUBIST PHARMACEUTICALS INC COM	318	01/10/2008	05/04/2009	5,268	6,689	(1,421)
Fred Alger Management	ICONIX BRAND GROUP INC	174	03/15/2006	05/04/2009	2,601	2,269	332
Fred Alger Management	MELLANOX TECHNOLOGIES LTD SHS	169	09/27/2007	05/04/2009	1,727	3,346	(1,619)
Fred Alger Management	ON SEMICONDUCTOR CORP COM	145	05/14/2007	05/04/2009	867	1,598	(731)
Fred Alger Management	POLYCOM INC	174	02/10/2006	05/04/2009	3,184	3,326	(142)
Fred Alger Management	UNITED THERAPEUTICS CORP DELCOM	29	05/14/2007	05/04/2009	1,935	1,897	38
Fred Alger Management	SYNAPTICS INC COM	34	07/30/2007	05/06/2009	1,038	851	187
Fred Alger Management	BALLY TECHNOLOGIES INC COM	131	05/31/2007	05/12/2009	3,411	3,584	(173)
Fred Alger Management	ICONIX BRAND GROUP INC	83	03/09/2006	05/12/2009	1,230	1,060	170
Fred Alger Management	ICONIX BRAND GROUP INC	4	03/15/2006	05/12/2009	59	52	7
Fred Alger Management	NEUSTAR INC CL A	175	05/14/2007	05/12/2009	3,346	4,884	(1,538)

The Siragusa Foundation  
Realized Gains/Losses  
FEIN 36-3100492  
For Year Ended December 31, 2009  
Fred Alger Management

Account Name	Security Description	Quantity	Purchase Date	Sale Date	Sale Total	Original Total Cost	Realized Gain/Loss
Fred Alger Management	ON SEMICONDUCTOR CORP COM	242	05/14/2007	05/12/2009	1,387	2,667	(1,280)
Fred Alger Management	PRICELINE.COM NEW	22	05/14/2007	05/12/2009	2,466	1,225	1,241
Fred Alger Management	TIBCO SOFTWARE INC	186	05/14/2007	05/12/2009	1,165	1,711	(546)
Fred Alger Management	TALEO CORP CL A	179	03/18/2008	05/29/2009	2,758	3,476	(718)
Fred Alger Management	ACTUANT CORP	40	10/10/2005	08/17/2009	568	923	(355)
Fred Alger Management	ACTUANT CORP	125	10/11/2005	06/17/2009	1,776	2,900	(1,124)
Fred Alger Management	CENTRAL EUROPEAN DISTR CORP COM	40	01/10/2008	06/17/2009	1,080	2,229	(1,149)
Fred Alger Management	FIRST MERCURY FINANCIAL CORPCOM	116	05/14/2007	06/17/2009	1,520	2,315	(795)
Fred Alger Management	FIRST MERCURY FINANCIAL CORPCOM	56	02/20/2008	06/17/2009	734	1,133	(399)
Fred Alger Management	ICONIX BRAND GROUP INC	134	03/09/2006	06/17/2009	1,924	1,712	212
Fred Alger Management	ILLUMINA INC COM	188	05/14/2007	06/17/2009	6,834	3,103	3,731
Fred Alger Management	URS CORP NEW COM	94	05/14/2007	06/22/2009	4,392	4,350	42
Fred Alger Management	HOLOGIC INC	138	09/18/2007	06/30/2009	1,961	3,792	(1,831)
Fred Alger Management	PRICELINE.COM NEW	55	05/14/2007	06/30/2009	6,147	3,062	3,085
Fred Alger Management	ACTUANT CORP	150	10/10/2005	07/10/2009	1,565	3,463	(1,898)
Fred Alger Management	AECOM TECHNOLOGY CORP DELAWACOM	66	02/20/2008	07/10/2009	1,979	1,854	125
Fred Alger Management	ALEXION PHARMACEUTICALS INC COM	25	09/10/2008	09/29/2009	1,103	1,027	76
Fred Alger Management	ANSYS INC COM	41	04/16/2007	07/10/2009	1,199	1,040	159
Fred Alger Management	ATHEROS COMMUNICATIONS INC COM	79	05/14/2007	07/02/2009	1,551	2,226	(675)
Fred Alger Management	ATHEROS COMMUNICATIONS INC COM	201	05/14/2007	07/10/2009	3,815	5,664	(1,849)
Fred Alger Management	BE AEROSPACE INC COM	174	05/14/2007	07/10/2009	2,048	6,341	(4,293)
Fred Alger Management	CENTRAL EUROPEAN DISTR CORP COM	108	01/10/2008	07/10/2009	2,608	6,019	(3,411)
Fred Alger Management	CLARCOR INC COM	108	09/27/2007	07/10/2009	3,031	3,746	(715)
Fred Alger Management	CONCHO RES INC COM	147	02/13/2008	07/10/2009	3,968	3,197	771
Fred Alger Management	CONCHO RES INC COM	25	02/13/2008	08/05/2009	866	544	322
Fred Alger Management	CONCHO RES INC COM	30	02/13/2008	09/14/2009	1,078	652	426
Fred Alger Management	CONCUR TECHNOLOGIES INC COM	102	10/09/2007	07/10/2009	3,040	3,539	(499)
Fred Alger Management	CONCUR TECHNOLOGIES INC COM	25	10/09/2007	09/18/2009	963	867	96
Fred Alger Management	DRIL-QUIP INC COM	66	05/14/2007	07/10/2009	2,344	3,067	(723)
Fred Alger Management	ESTERLINE TECHNOLOGIES CORP COM	105	05/14/2007	07/10/2009	2,540	4,529	(1,989)
Fred Alger Management	FIRST MERCURY FINANCIAL CORPCOM	207	05/14/2007	07/10/2009	2,847	4,126	(1,279)
Fred Alger Management	FIRST MERCURY FINANCIAL CORPCOM	92	05/14/2007	09/14/2009	1,270	1,834	(564)
Fred Alger Management	FIRST MERCURY FINANCIAL CORPCOM	117	08/28/2008	09/14/2009	1,615	1,732	(117)
Fred Alger Management	FTI CONSULTING INC COM	69	05/14/2007	07/10/2009	3,542	2,456	1,086
Fred Alger Management	GENTIVA HEALTH SVCS INC COM	186	02/19/2008	07/10/2009	2,893	4,143	(1,250)
Fred Alger Management	GEO GROUP INC	151	05/14/2007	07/10/2009	2,625	3,769	(1,144)
Fred Alger Management	GSI COMMERCE INC COM	202	07/09/2008	07/10/2009	3,014	2,563	451
Fred Alger Management	HAUN CELESTIAL GROUP INC COM	151	05/14/2007	07/10/2009	2,305	4,412	(2,107)
Fred Alger Management	ICON PUB LTD CO ADR SPONSORED	60	05/28/2008	07/02/2009	1,258	2,141	(883)
Fred Alger Management	ICON PUB LTD CO ADR SPONSORED	180	05/28/2008	07/10/2009	3,814	6,422	(2,608)
Fred Alger Management	ICON PUB LTD CO ADR SPONSORED	32	05/28/2008	09/18/2009	765	1,142	(377)
Fred Alger Management	ICONIX BRAND GROUP INC	176	03/09/2006	07/10/2009	2,612	2,249	363
Fred Alger Management	IHS INC CL A	69	07/09/2008	07/10/2009	3,123	4,686	(1,563)
Fred Alger Management	IHS INC CL A	38	07/09/2008	09/29/2009	1,947	2,581	(634)
Fred Alger Management	IHS INC CL A	36	08/28/2008	09/29/2009	1,845	2,343	(498)
Fred Alger Management	INVERNESS MED INNOVATIONS INCOM	96	05/14/2007	07/10/2009	3,033	3,930	(897)
Fred Alger Management	ITC HLDGS CORP COM	93	05/14/2007	07/10/2009	3,932	4,274	(342)
Fred Alger Management	LIFE TIME FITNESS INC COM	89	05/14/2007	07/10/2009	1,534	4,520	(2,986)
Fred Alger Management	LIFE TIME FITNESS INC COM	106	02/20/2008	07/10/2009	1,827	4,265	(2,438)
Fred Alger Management	LIFE TIME FITNESS INC COM	28	02/20/2008	07/28/2009	696	1,046	(350)
Fred Alger Management	LKQ CORP COM	246	02/12/2007	07/10/2009	3,860	2,748	1,112
Fred Alger Management	MARINER ENERGY INC COM	258	05/14/2007	07/10/2009	2,642	6,130	(3,488)
Fred Alger Management	MARINER ENERGY INC COM	8	05/14/2007	09/18/2009	115	190	(75)
Fred Alger Management	MELLANOX TECHNOLOGIES LTD SHS	147	09/27/2007	07/10/2009	1,773	2,911	(1,138)
Fred Alger Management	NICE SYS LTD ADR SPONSORED	69	05/14/2007	07/10/2009	1,513	2,500	(987)
Fred Alger Management	NICE SYS LTD ADR SPONSORED	93	02/19/2008	07/10/2009	2,040	3,031	(991)
Fred Alger Management	NICE SYS LTD ADR SPONSORED	36	02/19/2008	07/28/2009	947	1,173	(226)
Fred Alger Management	ON SEMICONDUCTOR CORP COM	132	05/14/2007	07/10/2009	886	1,455	(569)
Fred Alger Management	PAREXEL INTL CORP COM	168	05/14/2007	07/02/2009	2,337	3,393	(1,056)
Fred Alger Management	PAREXEL INTL CORP COM	141	05/14/2007	07/10/2009	1,713	2,848	(1,135)
Fred Alger Management	RBC BEARINGS INC COM	165	05/14/2007	07/10/2009	3,361	6,432	(3,071)
Fred Alger Management	SBA COMMUNICATIONS CORP CL A	165	05/14/2007	07/10/2009	3,838	5,044	(1,206)
Fred Alger Management	SILGAN HLDGS INC COM	58	02/20/2008	07/10/2009	2,810	2,764	46
Fred Alger Management	SOLERA HOLDINGS INC COM	162	10/04/2007	07/10/2009	3,954	3,148	806
Fred Alger Management	SYNAPTICS INC COM	99	07/30/2007	07/10/2009	3,340	2,478	862

**The Siragusa Foundation**  
**Realized Gains/Losses**  
**FEIN 36-3100492**  
**For Year Ended December 31, 2009**  
**Fred Alger Management**

Account Name	Security Description	Quantity	Purchase Date	Sale Date	Sale Total	Original Total Cost	Realized Gain/Loss
Fred Alger Management	SYNAPTICS INC COM	21	07/30/2007	07/13/2009	714	526	188
Fred Alger Management	SYNAPTICS INC COM	79	07/30/2007	08/05/2009	1,968	1,977	(9)
Fred Alger Management	TALEO CORP CL A	198	03/18/2008	07/10/2009	3,392	3,845	(453)
Fred Alger Management	TELETECH HLDGS INC COM	300	05/14/2007	07/10/2009	4,278	10,193	(5,915)
Fred Alger Management	TELETECH HLDGS INC COM	16	05/14/2007	08/05/2009	260	544	(284)
Fred Alger Management	THORATEC LABS CORP COM NEW	96	05/14/2007	07/10/2009	2,433	1,767	666
Fred Alger Management	TIBCO SOFTWARE INC	426	05/14/2007	07/10/2009	3,170	3,918	(748)
Fred Alger Management	TIBCO SOFTWARE INC	113	05/14/2007	07/28/2009	953	1,039	(86)
Fred Alger Management	TIBCO SOFTWARE INC	113	05/14/2007	09/14/2009	1,022	1,039	(17)
Fred Alger Management	TIBCO SOFTWARE INC	8	08/28/2008	09/14/2009	72	67	5
Fred Alger Management	TIBCO SOFTWARE INC	199	08/28/2008	09/18/2009	1,827	1,677	150
Fred Alger Management	TUPPERWARE CORP	37	05/28/2008	07/10/2009	947	1,378	(431)
Fred Alger Management	UNITED THERAPEUTICS CORP DELCOM	27	05/14/2007	07/10/2009	2,173	1,766	407
Fred Alger Management	UNITED THERAPEUTICS CORP DELCOM	7	05/14/2007	07/13/2009	566	458	108
Fred Alger Management	URS CORP NEW COM	60	05/14/2007	07/10/2009	2,742	2,777	(35)
Fred Alger Management	URS CORP NEW COM	61	05/14/2007	07/13/2009	2,798	2,823	(25)
Fred Alger Management	VISTAPRINT LIMITED SHS	120	02/13/2008	07/10/2009	4,871	4,401	470
Fred Alger Management	VISTAPRINT N V SHS	21	02/13/2008	09/30/2009	1,061	770	291
Fred Alger Management	WRIGHT EXPRESS CORP COM	113	06/30/2005	07/10/2009	2,737	2,108	629
Fred Alger Management	WRIGHT EXPRESS CORP COM	49	07/08/2005	07/10/2009	1,187	936	251
Fred Alger Management	ATHEROS COMMUNICATIONS INC COM	16	05/14/2007	11/09/2009	440	451	(11)
Fred Alger Management	CENTRAL EUROPEAN DISTR CORP COM	28	01/10/2008	10/23/2009	977	1,580	(583)
Fred Alger Management	CORINTHIAN COLLEGES INC COM	104	07/31/2008	10/13/2009	1,809	1,645	164
Fred Alger Management	CORINTHIAN COLLEGES INC COM	50	08/28/2008	10/13/2009	870	698	172
Fred Alger Management	CORINTHIAN COLLEGES INC COM	106	08/28/2008	12/08/2009	1,474	1,481	(7)
Fred Alger Management	GEO GROUP INC	19	08/28/2008	11/18/2009	388	422	(34)
Fred Alger Management	GEO GROUP INC	8	10/31/2008	11/18/2009	164	140	24
Fred Alger Management	GSI COMMERCE INC COM	55	07/09/2008	10/23/2009	1,136	698	438
Fred Alger Management	GSI COMMERCE INC COM	19	07/09/2008	12/14/2009	466	241	225
Fred Alger Management	ICON PUB LTD CO ADR SPONSORED	32	05/28/2008	10/23/2009	831	1,142	(311)
Fred Alger Management	INVESTMENT TECHNOLOGY GRP NECOM	94	10/15/2008	10/23/2009	2,366	2,197	169
Fred Alger Management	LIFE TIME FITNESS INC COM	26	08/28/2008	10/15/2009	798	923	(125)
Fred Alger Management	LKQ CORP COM	41	02/12/2007	11/09/2009	722	458	264
Fred Alger Management	NICE SYS LTD ADR SPONSORED	15	02/19/2008	10/23/2009	491	489	2
Fred Alger Management	SBA COMMUNICATIONS CORP CL A	3	05/14/2007	12/08/2009	97	92	5
Fred Alger Management	SBA COMMUNICATIONS CORP CL A	23	10/29/2008	12/08/2009	744	436	308
Fred Alger Management	SILGAN HLDGS INC COM	13	02/20/2008	10/13/2009	703	619	84
Fred Alger Management	SOLERA HOLDINGS INC COM	35	10/04/2007	11/09/2009	1,251	680	571
Fred Alger Management	TELETECH HLDGS INC COM	13	08/28/2008	10/23/2009	216	204	12
Fred Alger Management	TELETECH HLDGS INC COM	77	10/15/2008	10/23/2009	1,282	794	488
Fred Alger Management	TELETECH HLDGS INC COM	59	10/15/2008	11/18/2009	1,148	608	540
Fred Alger Management	TELETECH HLDGS INC COM	96	10/15/2008	12/14/2009	1,842	990	852
Fred Alger Management	UNITED THERAPEUTICS CORP DELCOM	38	05/14/2007	10/27/2009	1,601	1,243	358
Fred Alger Management	VISTAPRINT N V SHS	13	02/13/2008	10/27/2009	690	477	213
Fred Alger Management	VISTAPRINT N V SHS	11	02/13/2008	12/14/2009	622	403	219
Fred Alger Management	WRIGHT EXPRESS CORP COM	23	06/30/2005	10/23/2009	699	438	261
<b>Long-term Total:</b>					<b>384,690</b>	<b>508,007</b>	<b>(143,317)</b>
<b>Total:</b>					<b>876,416</b>	<b>1,075,510</b>	<b>(199,094)</b>

The Siragusa Foundation  
Realized Gains/Losses  
FEIN 36-3100492  
For Year Ended December 31, 2009  
MLM Focused Equity

Account Name	Security Description	Quantity	Purchase Date	Sale Date	Sale Total	Original Total Cost	Realized Gain/Loss
<b>SHORT-TERM</b>							
MLM Focused Equity	ARCHER-DAN-MID	619	07/16/2008	02/25/2009	17,037	17,816	(779)
MLM Focused Equity	AMGEN INC	67	12/17/2008	02/25/2009	3,781	3,977	(196)
MLM Focused Equity	APACHE CORP	81	07/16/2008	02/25/2009	4,877	9,248	(4,371)
MLM Focused Equity	ASHLAND INC NEW COM	973	07/16/2008	02/25/2009	5,712	37,556	(31,844)
MLM Focused Equity	AUTOZONE INC	29	12/17/2008	02/25/2009	4,153	3,947	206
MLM Focused Equity	CHUBB CORP	394	07/16/2008	02/25/2009	15,708	18,756	(3,048)
MLM Focused Equity	CBS CORP NEW CL B	2326	07/16/2008	02/25/2009	11,272	39,306	(28,034)
MLM Focused Equity	CELGENE CORP	76	12/17/2008	02/25/2009	3,896	4,100	(204)
MLM Focused Equity	CONOCOPHILLIPS COM	872	07/16/2008	02/25/2009	33,668	72,348	(38,680)
MLM Focused Equity	DOW CHEMICAL	1148	12/17/2008	02/25/2009	8,498	24,130	(15,632)
MLM Focused Equity	EASTMAN CHEMICA	863	12/17/2008	02/25/2009	18,581	27,390	(8,809)
MLM Focused Equity	EOG RES INC COM	86	07/16/2008	02/25/2009	4,496	9,299	(4,803)
MLM Focused Equity	FLUOR CORP NEW COM	113	07/16/2008	02/25/2009	3,710	9,690	(5,980)
MLM Focused Equity	GILEAD SCIENCES	258	07/16/2008	02/25/2009	12,811	14,180	(1,369)
MLM Focused Equity	HUDSON CITY BANCORP INC COM	228	12/17/2008	02/25/2009	2,342	3,697	(1,355)
MLM Focused Equity	BLOCK H & R	185	12/17/2008	02/25/2009	3,665	4,073	(408)
MLM Focused Equity	INGERSOLL-RAND CO LTD CL A COM	1624	12/17/2008	02/25/2009	24,059	26,893	(2,834)
MLM Focused Equity	INTUITIVE SURGICAL INC COM	34	07/16/2008	02/25/2009	3,413	9,578	(6,165)
MLM Focused Equity	LIMITED INC.	2543	07/16/2008	02/25/2009	22,420	40,401	(17,981)
MLM Focused Equity	MASSEY ENERGY CORP COM	121	07/16/2008	02/25/2009	1,393	9,404	(8,011)
MLM Focused Equity	MARATHON OIL CORP COM	982	12/17/2008	02/25/2009	23,549	27,132	(3,583)
MLM Focused Equity	MEADWESTVACO CORPORATION	1625	07/16/2008	02/25/2009	15,250	37,213	(21,963)
MLM Focused Equity	PULTE CORP	341	12/17/2008	02/25/2009	3,248	4,113	(865)
MLM Focused Equity	RYDER SYS INC COM	1400	07/16/2008	02/25/2009	33,762	95,031	(61,269)
MLM Focused Equity	SOUTHWESTERN ENERGY CO	380	07/16/2008	02/25/2009	10,408	15,472	(5,064)
MLM Focused Equity	TESORO PETROLEUM	1632	12/17/2008	02/25/2009	24,850	18,412	6,438
MLM Focused Equity	TESORO PETROLEUM	1060	12/18/2008	02/25/2009	16,140	12,358	3,782
MLM Focused Equity	VALERO ENERGY CORP COM	752	12/17/2008	02/25/2009	15,493	17,018	(1,525)
MLM Focused Equity	VALERO ENERGY CORP COM	511	12/18/2008	02/25/2009	10,528	11,756	(1,228)
MLM Focused Equity	WAL-MART STORES	73	12/17/2008	02/25/2009	3,575	4,054	(479)
MLM Focused Equity	WYNDHAM WORLDWIDE CORP COM	2423	12/17/2008	02/25/2009	8,088	16,202	(8,114)
MLM Focused Equity	WYNDHAM WORLDWIDE CORP COM	1702	12/18/2008	02/25/2009	5,681	11,415	(5,734)
MLM Focused Equity	UNITED STATES STEEL CORP COM	646	12/17/2008	02/25/2009	13,576	28,344	(14,768)
MLM Focused Equity	AMGEN INC	181	12/17/2008	07/09/2009	10,516	10,722	(206)
MLM Focused Equity	APACHE CORP	117	07/16/2008	07/09/2009	8,071	13,356	(5,285)
MLM Focused Equity	APACHE CORP	187	07/16/2008	07/14/2009	13,268	21,316	(8,048)
MLM Focused Equity	ARCHER-DAN-MID	1971	07/16/2008	07/09/2009	53,167	56,729	(3,562)
MLM Focused Equity	ARCHER-DAN-MID	3150	07/16/2008	07/14/2009	85,373	90,663	(5,290)
MLM Focused Equity	ASHLAND INC NEW COM	1489	07/16/2008	07/09/2009	36,892	57,473	(20,581)
MLM Focused Equity	ASHLAND INC NEW COM	2313	07/16/2008	07/14/2009	60,258	89,277	(29,019)
MLM Focused Equity	ASHLAND INC NEW COM	54	12/17/2008	07/14/2009	1,407	607	800
MLM Focused Equity	AUTOZONE INC	80	12/17/2008	07/09/2009	12,423	10,865	1,558
MLM Focused Equity	BLOCK H & R	479	12/17/2008	07/09/2009	7,836	10,524	(2,688)
MLM Focused Equity	CBS CORP NEW CL B	3321	07/16/2008	07/09/2009	19,809	56,120	(36,311)
MLM Focused Equity	CBS CORP NEW CL B	5105	07/16/2008	07/14/2009	31,693	86,266	(54,573)
MLM Focused Equity	CBS CORP NEW CL B	443	12/17/2008	07/14/2009	2,750	3,478	(728)
MLM Focused Equity	CELGENE CORP	204	12/17/2008	07/09/2009	9,458	10,983	(1,525)
MLM Focused Equity	CHUBB CORP	1187	07/16/2008	07/09/2009	46,730	56,507	(9,777)
MLM Focused Equity	CHUBB CORP	1956	07/16/2008	07/14/2009	79,092	92,541	(13,449)
MLM Focused Equity	CONOCOPHILLIPS COM	1315	07/16/2008	07/09/2009	52,969	109,044	(56,075)
MLM Focused Equity	CONOCOPHILLIPS COM	137	12/17/2008	07/09/2009	5,518	7,465	(1,947)
MLM Focused Equity	CONOCOPHILLIPS COM	1070	12/17/2008	07/14/2009	43,487	58,280	(14,793)
MLM Focused Equity	DOW CHEMICAL	2041	12/17/2008	07/09/2009	30,094	42,900	(12,806)
MLM Focused Equity	EASTMAN CHEMICA	1317	12/17/2008	07/09/2009	47,106	41,791	5,315
MLM Focused Equity	EOG RES INC COM	123	07/16/2008	07/09/2009	7,684	13,296	(5,612)
MLM Focused Equity	EOG RES INC COM	198	07/16/2008	07/14/2009	12,791	21,368	(8,577)
MLM Focused Equity	FLUOR CORP NEW COM	160	07/16/2008	07/09/2009	7,702	13,718	(6,016)
MLM Focused Equity	FLUOR CORP NEW COM	258	07/16/2008	07/14/2009	12,162	22,062	(9,900)
MLM Focused Equity	GILEAD SCIENCES	478	07/16/2008	07/09/2009	21,346	26,238	(4,892)
MLM Focused Equity	GILEAD SCIENCES	90	07/16/2008	07/14/2009	4,056	4,937	(881)
MLM Focused Equity	GILEAD SCIENCES	257	12/17/2008	07/14/2009	11,581	12,433	(852)
MLM Focused Equity	HUDSON CITY BANCORP INC COM	659	12/17/2008	07/09/2009	8,919	10,661	(1,742)
MLM Focused Equity	INGERSOLL RAND CL A NEWFIRELAND	2705	12/17/2008	07/09/2009	53,621	44,780	8,841
MLM Focused Equity	INTUITIVE SURGICAL INC COM	52	07/16/2008	07/09/2009	7,463	14,646	(7,183)

**The Siragusa Foundation**  
**Realized Gains/Losses**  
**FEIN 36-3100492**  
**For Year Ended December 31, 2009**  
**MLM Focused Equity**

Account Name	Security Description	Quantity	Purchase Date	Sale Date	Sale Total	Original Total Cost	Realized Gain/Loss
MLM Focused Equity	INTUITIVE SURGICAL INC COM	75	07/16/2008	07/14/2009	11,224	21,098	(9,874)
MLM Focused Equity	INTUITIVE SURGICAL INC COM	6	12/17/2008	07/14/2009	896	825	73
MLM Focused Equity	LIMITED INC.	3644	07/16/2008	07/09/2009	39,605	57,892	(18,287)
MLM Focused Equity	LIMITED INC.	5348	07/16/2008	07/14/2009	59,354	84,964	(25,610)
MLM Focused Equity	LIMITED INC.	847	12/17/2008	07/14/2009	9,400	8,002	1,398
MLM Focused Equity	MARATHON OIL CORP COM	1623	12/17/2008	07/09/2009	46,484	44,842	1,642
MLM Focused Equity	MASSEY ENERGY CORP COM	177	07/16/2008	07/09/2009	3,039	13,752	(10,713)
MLM Focused Equity	MASSEY ENERGY CORP COM	283	07/16/2008	07/14/2009	5,118	21,825	(16,707)
MLM Focused Equity	MASSEY ENERGY CORP COM	4	12/17/2008	07/14/2009	72	83	(11)
MLM Focused Equity	MEADWESTVACO CORPORATION	2603	07/16/2008	07/09/2009	40,965	59,610	(18,645)
MLM Focused Equity	MEADWESTVACO CORPORATION	3857	07/16/2008	07/14/2009	62,570	88,327	(25,757)
MLM Focused Equity	MEADWESTVACO CORPORATION	399	12/17/2008	07/14/2009	6,473	4,992	1,481
MLM Focused Equity	PULTE CORP	923	12/17/2008	07/09/2009	7,587	11,109	(3,522)
MLM Focused Equity	RYDER SYS INC COM	673	07/16/2008	07/09/2009	16,860	45,626	(28,766)
MLM Focused Equity	SOUTHWESTERN ENERGY CO	719	07/16/2008	07/09/2009	26,602	29,121	(2,519)
MLM Focused Equity	SOUTHWESTERN ENERGY CO	26	07/16/2008	07/14/2009	999	1,051	(52)
MLM Focused Equity	SOUTHWESTERN ENERGY CO	509	12/17/2008	07/14/2009	19,560	14,234	5,326
MLM Focused Equity	TESORO PETROLEUM	4235	12/17/2008	07/09/2009	48,007	47,753	254
MLM Focused Equity	UNITED STATES STEEL CORP COM	1077	12/17/2008	07/09/2009	33,778	47,255	(13,477)
MLM Focused Equity	VALERO ENERGY CORP COM	2056	12/17/2008	07/09/2009	32,557	46,499	(13,942)
MLM Focused Equity	WAL-MART STORES	191	12/17/2008	07/09/2009	9,165	10,583	(1,418)
MLM Focused Equity	WYNDHAM WORLDWIDE CORP COM	6959	12/17/2008	07/09/2009	75,203	46,532	28,671
MLM Focused Equity	INGERSOLL-RAND PLC SHS	3691	12/17/2008	10/21/2009	127,994	61,084	66,910
MLM Focused Equity	INGERSOLL-RAND PLC SHS	668	12/18/2008	10/21/2009	23,164	10,703	12,461
MLM Focused Equity	L-3 COMMUNICATIONS HLDGS INCCOM	850	07/14/2009	10/21/2009	63,383	58,184	5,199
MLM Focused Equity	VALERO ENERGY CORP COM	3309	12/17/2008	12/17/2009	55,448	74,186	(18,738)
MLM Focused Equity	WYNDHAM WORLDWIDE CORP COM	11075	12/17/2008	10/21/2009	191,549	73,403	118,146
<b>Short-Term Totals:</b>					<b>2,211,940</b>	<b>2,778,690</b>	<b>(566,950)</b>
<b>LONG-TERM</b>							
MLM Focused Equity	ARCHER-DAN-MID	32	01/18/2008	02/25/2009	881	1,291	(410)
MLM Focused Equity	ARCHER-DAN-MID	684	01/22/2008	02/25/2009	18,826	27,327	(8,501)
MLM Focused Equity	CHUBB CORP	419	01/18/2008	02/25/2009	16,705	20,177	(3,472)
MLM Focused Equity	CHEVRONTXACO CORPORATION	419	04/03/2007	02/25/2009	26,627	31,658	(5,031)
MLM Focused Equity	FAMILY DLR STORES INC COM	316	01/17/2008	02/25/2009	8,618	5,419	3,199
MLM Focused Equity	HESS CORP	91	01/17/2008	02/25/2009	4,796	7,797	(3,001)
MLM Focused Equity	MONSANTO CO NEW COM	82	01/18/2008	02/25/2009	6,142	8,491	(2,349)
MLM Focused Equity	NATIONAL OILWELL VARCO INC	115	07/10/2007	02/25/2009	3,109	6,254	(3,145)
MLM Focused Equity	SUPER-VALU INC	1291	01/17/2008	02/25/2009	23,035	36,271	(13,236)
MLM Focused Equity	CHEVRONTXACO CORPORATION	685	07/19/2005	07/14/2009	43,074	42,799	275
MLM Focused Equity	CHEVRONTXACO CORPORATION	230	08/25/2005	07/14/2009	14,463	13,743	720
MLM Focused Equity	CHEVRONTXACO CORPORATION	628	04/03/2007	07/09/2009	39,558	47,449	(7,891)
MLM Focused Equity	CHEVRONTXACO CORPORATION	99	04/03/2007	07/14/2009	6,225	7,480	(1,255)
MLM Focused Equity	FAMILY DLR STORES INC COM	414	01/17/2008	07/09/2009	12,725	7,099	5,626
MLM Focused Equity	HESS CORP	94	01/17/2008	07/09/2009	4,552	8,054	(3,502)
MLM Focused Equity	HESS CORP	39	01/18/2008	07/09/2009	1,888	3,317	(1,429)
MLM Focused Equity	HESS CORP	213	01/18/2008	07/14/2009	10,468	18,116	(7,648)
MLM Focused Equity	MONSANTO CO NEW COM	61	01/17/2008	07/09/2009	4,415	6,172	(1,757)
MLM Focused Equity	MONSANTO CO NEW COM	190	01/17/2008	07/14/2009	13,968	19,224	(5,256)
MLM Focused Equity	MONSANTO CO NEW COM	57	01/18/2008	07/09/2009	4,125	5,902	(1,777)
MLM Focused Equity	NATIONAL OILWELL VARCO INC	168	07/10/2007	07/09/2009	5,115	9,136	(4,021)
MLM Focused Equity	NATIONAL OILWELL VARCO INC	266	07/10/2007	07/14/2009	8,534	14,465	(5,931)
MLM Focused Equity	RYDER SYS INC COM	1429	04/03/2007	07/09/2009	35,800	71,763	(35,963)
MLM Focused Equity	RYDER SYS INC COM	1396	04/03/2007	07/14/2009	35,513	70,106	(34,593)
MLM Focused Equity	SUPER-VALU INC	1232	01/17/2008	07/09/2009	15,670	34,613	(18,943)
MLM Focused Equity	SUPER-VALU INC	138	01/18/2008	07/09/2009	1,755	3,831	(2,076)
MLM Focused Equity	SUPER-VALU INC	3019	01/18/2008	07/14/2009	38,565	83,815	(45,250)
MLM Focused Equity	SUPER-VALU INC	439	01/22/2008	07/09/2009	5,584	12,219	(6,635)
MLM Focused Equity	RYDER SYS INC COM	965	04/03/2007	12/17/2009	41,429	48,459	(7,030)
<b>Long-Term Totals:</b>					<b>452,165</b>	<b>672,447</b>	<b>(220,282)</b>

The Siragusa Foundation  
Realized Gains/Losses  
FEIN 36-3100492  
For Year Ended December 31, 2009  
Delaware Investments

Account Name	Security Description	Quantity	Purchase Date	Sale Date	Sale Total	Original Total Cost	Realized Gain/Loss
<b>SHORT-TERM</b>							
Delaware Investments	ROYAL BANK SCOTLAND GROUP PLC SPONS ADR	100 7063	08/11/2008	02/12/2009	693	8,400	(7,707)
Delaware Investments	ROYAL BANK SCOTLAND GROUP PLC SPONS ADR	68 6437	06/24/2008	02/12/2009	472	5,875	(5,403)
Delaware Investments	ROYAL BANK SCOTLAND GROUP PLC SPONS ADR	74 65	09/18/2008	02/12/2009	514	5,186	(4,672)
Delaware Investments	CARREFOUR SA ADR	182	02/19/2009	02/25/2009	1,052	1,135	(83)
Delaware Investments	IBERDROLA SA SPON ADR	150	09/18/2008	02/25/2009	4,049	6,082	(2,033)
Delaware Investments	SINGAPORE TELECOMMUNICATIONS LTD ADR NEW	212	06/08/2008	02/25/2009	3,534	5,693	(2,159)
Delaware Investments	SINGAPORE TELECOMMUNICATIONS LTD ADR NEW	70	08/12/2008	02/25/2009	1,167	1,751	(584)
Delaware Investments	SIEMENS AG SPONSORED ADR	42	09/23/2008	02/25/2009	2,194	4,184	(1,970)
Delaware Investments	SEVEN & I HLDGS CO LTD ADR	21	02/18/2009	02/25/2009	851	1,062	(211)
Delaware Investments	TAKEDA PHARMACEUTICAL CO LTDADR	256	06/08/2008	02/25/2009	5,240	7,252	(2,012)
Delaware Investments	TAKEDA PHARMACEUTICAL CO LTDADR	38	08/12/2008	02/25/2009	778	1,008	(230)
Delaware Investments	TAIWAN SEMICONDUCTOR MFG CO ADR SPON	154 1596	05/02/2008	02/25/2009	1,163	1,735	(572)
<b>Short-term Totals:</b>					<b>21,707</b>	<b>48,343</b>	<b>(27,636)</b>
<b>LONG-TERM</b>							
Delaware Investments	LLOYDS TSB GROUP ADR SPON	0 7875	09/29/2006	01/28/2009	3	102	(99)
Delaware Investments	RWE AKTIENG ADR	53	03/10/2000	02/03/2009	4,207	1,630	2,577
Delaware Investments	TOTAL FINA S A ADR	94	02/28/2006	02/04/2009	4,926	5,832	(906)
Delaware Investments	NIPPON T&T ADR	153	12/02/2004	02/13/2009	3,470	3,444	26
Delaware Investments	AMCOR LIMITED-SPONS ADR	147	03/10/2000	02/25/2009	1,674	2,058	(384)
Delaware Investments	BAYER AG	3	07/28/2002	02/25/2009	151	78	73
Delaware Investments	BAYER AG	54	09/15/2005	02/25/2009	2,710	1,999	711
Delaware Investments	BNP PARIBAS SPON ADR 1/4 SH	30	08/27/2005	02/25/2009	465	1,025	(560)
Delaware Investments	BNP PARIBAS SPON ADR 1/4 SH	72	02/01/2006	02/25/2009	1,117	3,273	(2,156)
Delaware Investments	BP AMOCO PLC AD	66	01/28/2005	02/25/2009	2,657	3,952	(1,295)
Delaware Investments	BP AMOCO PLC AD	126	03/09/2007	02/25/2009	5,073	7,682	(2,609)
Delaware Investments	BG PLC ADR FNL INSTLLM	75	03/10/2000	02/25/2009	5,345	1,912	3,433
Delaware Investments	CANON INC ADR	261	02/20/2001	02/25/2009	6,703	6,066	637
Delaware Investments	DEUTSCHE TELEKO	842	05/18/2007	02/25/2009	7,447	10,928	(3,479)
Delaware Investments	REED ELSEVIER N V SPONS ADR NEW	165.1039	03/10/2000	02/25/2009	3,693	3,848	(155)
Delaware Investments	REED ELSEVIER N V SPONS ADR NEW	68 8961	02/02/2006	02/25/2009	1,541	2,282	(741)
Delaware Investments	FOSTERS BREWMG GP SPON A	1002	03/10/2000	02/25/2009	3,511	2,745	766
Delaware Investments	FORTIS NL SPON ADR NEW	913	07/15/2004	02/25/2009	1,225	15,378	(14,153)
Delaware Investments	FORTIS NL SPON ADR NEW	231	08/05/2004	02/25/2009	310	3,834	(3,524)
Delaware Investments	GLAXO WELLCO AD	102	03/10/2000	02/25/2009	3,191	5,277	(2,086)
Delaware Investments	GLAXO WELLCO AD	204	12/17/2007	02/25/2009	6,382	10,686	(4,304)
Delaware Investments	HONG KONG ELEC HLDG SPON	717	03/10/2000	02/25/2009	4,401	2,223	2,178
Delaware Investments	ING GROEP NV AD	321	03/10/2000	02/25/2009	1,443	7,812	(6,369)
Delaware Investments	KAO CORP SPONSORED ADR	24	05/22/2006	02/25/2009	4,406	6,264	(1,858)
Delaware Investments	KAO CORP SPONSORED ADR	9	09/29/2006	02/25/2009	1,652	2,420	(768)
Delaware Investments	LLOYDS TSB GROUP ADR SPON	57	09/29/2006	02/25/2009	180	7,382	(7,212)
Delaware Investments	NATL AUSTL BANK	468	03/10/2000	02/25/2009	5,270	5,921	(651)
Delaware Investments	NATIONAL GRID PLC	69	12/02/2003	02/25/2009	3,056	2,690	366
Delaware Investments	NIPPON T&T ADR	324	12/02/2004	02/25/2009	6,825	7,293	(468)
Delaware Investments	NOVARTIS AG-ADR	154	05/18/2007	02/25/2009	5,823	8,728	(2,905)
Delaware Investments	NOVARTIS AG-ADR	101	08/18/2007	02/25/2009	3,819	5,650	(1,831)
Delaware Investments	TELECOM NEW ZEA	270	08/07/2006	02/25/2009	1,628	3,882	(2,254)
Delaware Investments	ROYAL DUTCH SHELL PLC SPONS ADR A	114	03/10/2000	02/25/2009	5,261	6,347	(1,086)
Delaware Investments	ROYAL DUTCH SHELL PLC SPONS ADR A	36	07/22/2002	02/25/2009	1,662	1,541	121
Delaware Investments	RWE AKTIENG ADR	120	03/10/2000	02/25/2009	8,049	3,690	4,359
Delaware Investments	SOC GENL-SP ADR	489	03/10/2000	02/25/2009	3,023	4,155	(1,132)
Delaware Investments	STORA ENSO CORP ADR SPONSORE	342	08/12/2005	02/25/2009	1,496	4,747	(3,251)
Delaware Investments	SASOL LTD ADR	126	03/10/2000	02/25/2009	3,317	835	2,482
Delaware Investments	BANCO SANTANDER CEN	540	04/08/2002	02/25/2009	3,366	4,352	(986)
Delaware Investments	TELEFONICA SA	228 7241	08/24/2001	02/25/2009	12,275	6,842	5,433
Delaware Investments	TELEFONICA SA	17 2759	01/31/2006	02/25/2009	927	791	136
Delaware Investments	TOKIO MARINE HOLDINGS INC	103.5	05/02/2003	02/25/2009	2,224	1,337	887
Delaware Investments	TOKIO MARINE HOLDINGS INC	166 5	03/12/2007	02/25/2009	3,578	5,985	(2,407)
Delaware Investments	TELSTRA LTD ADR SPN FINAL	251	06/07/2002	02/25/2009	3,055	3,326	(271)
Delaware Investments	TELSTRA LTD ADR SPN FINAL	61	09/29/2006	02/25/2009	742	848	(106)
Delaware Investments	TOYOTA MOTOR CR	49	11/22/2002	02/25/2009	3,246	2,526	720
Delaware Investments	TOYOTA MOTOR CR	56	08/06/2003	02/25/2009	3,710	2,900	810
Delaware Investments	TOTAL FINA S A ADR	166	03/10/2000	02/25/2009	8,187	5,812	2,375
Delaware Investments	TOTAL FINA S A ADR	35	02/28/2006	02/25/2009	1,726	2,172	(446)
Delaware Investments	TAIWAN SEMICONDUCTOR MFG CO ADR SPON	412.8404	12/27/2007	02/25/2009	3,115	4,080	(965)
Delaware Investments	UNILEVER PLC AD	191.8	01/24/2006	02/25/2009	3,779	4,411	(632)
Delaware Investments	UNILEVER PLC AD	297 2	05/10/2006	02/25/2009	5,855	6,972	(1,117)

The Siragusa Foundation  
Realized Gains/Losses  
FEIN 36-3100492  
For Year Ended December 31, 2009  
Delaware Investments

Account Name	Security Description	Quantity	Purchase Date	Sale Date	Sale Total	Original Total Cost	Realized Gain/Loss
Delaware Investments	UNITED OVERSEAS BK LTD ADR SPONSORED	40	08/29/2006	02/25/2009	522	832	(310)
Delaware Investments	UNITED OVERSEAS BK LTD ADR SPONSORED	110	10/17/2006	02/25/2009	1,437	2,357	(820)
Delaware Investments	UPM-KYMMENE	255	08/15/2000	02/25/2009	1,840	3,448	(1,608)
Delaware Investments	LLOYDS TSB GROUP ADR SPON	490	02/07/2003	03/23/2009	1,716	13,068	(11,352)
Delaware Investments	LLOYDS TSB GROUP ADR SPON	456	11/05/2004	03/23/2009	1,597	14,829	(13,232)
Delaware Investments	LLOYDS TSB GROUP ADR SPON	64 2581	11/15/2005	03/23/2009	225	6,413	(6,188)
Delaware Investments	LLOYDS TSB GROUP ADR SPON	73 5709	11/28/2005	03/23/2009	258	7,270	(7,012)
Delaware Investments	LLOYDS TSB GROUP ADR SPON	43 77	12/22/2005	03/23/2009	153	4,849	(4,696)
Delaware Investments	LLOYDS TSB GROUP ADR SPON	63,7824	01/26/2006	03/23/2009	223	7,298	(7,075)
Delaware Investments	LLOYDS TSB GROUP ADR SPON	62 3855	06/28/2006	03/23/2009	218	7,018	(6,800)
Delaware Investments	LLOYDS TSB GROUP ADR SPON	128 2131	08/28/2006	03/23/2009	449	10,941	(10,492)
Delaware Investments	TOYOTA MOTOR CR	39	11/22/2002	05/01/2009	3,068	2,010	1,058
Delaware Investments	TELEFONICA SA	49	08/24/2001	05/12/2009	2,987	1,468	1,521
Delaware Investments	BANCO SANTANDER CEN	310	04/08/2002	07/16/2009	3,901	2,498	1,403
Delaware Investments	BANCO SANTANDER CEN	44	07/21/2003	07/16/2009	554	341	213
Delaware Investments	BNP PARIBAS SPON ADR 1/4 SH	102	06/27/2005	08/21/2009	4,284	3,485	779
Delaware Investments	BNP PARIBAS SPON ADR 1/4 SH	15	08/27/2005	09/28/2009	616	513	103
Delaware Investments	BNP PARIBAS SPON ADR 1/4 SH	90	07/07/2005	09/28/2009	3,697	3,014	683
Delaware Investments	TAIWAN SEMICONDUCTOR MFG CO ADR SPON	0.7225	12/27/2007	08/14/2009	8	7	1
Delaware Investments	ING GROEP NV F RIGHTS EXP 12/11/09	1223	01/01/1990	12/18/2009	2,344	-	2,344
Delaware Investments	ING GROEP NV AD	224 964	03/10/2000	12/17/2009	2,213	5,475	(3,262)
Delaware Investments	ING GROEP NV AD	586 036	08/04/2004	12/17/2009	5,764	13,553	(7,789)
Delaware Investments	NATL AUSTL BANK	100	03/10/2000	10/21/2009	2,875	1,264	1,611
Delaware Investments	NATL AUSTL BANK	195	03/10/2000	11/06/2009	5,079	2,464	2,615
Delaware Investments	NATL AUSTL BANK	168	03/10/2000	12/01/2009	4,442	2,123	2,319
Delaware Investments	NIPPON T&T ADR	248	12/02/2004	11/13/2009	5,176	5,582	(406)
Delaware Investments	TELEFONICA SA	52	08/24/2001	10/19/2009	4,397	1,556	2,841
Delaware Investments	UNILEVER PLC AD	21	08/31/2005	11/02/2009	630	469	161
Delaware Investments	UNILEVER PLC AD	107	01/24/2006	11/02/2009	3,211	2,457	754
Long-term Total:					246,761	354,573	(107,812)



The Siragusa Foundation  
Realized Gains/Losses  
FEIN 36-3100492  
For Year Ended December 31, 2009  
Wentworth, Hauser and Violich

Account Name	Security Description	Quantity	Purchase Date	Sale Date	Sale Total	Original Total Cost	Realized Gain/Loss
<b>SHORT-TERM</b>							
Wentworth, Hauser and Violich	BASF AG	30	08/03/2008	02/25/2009	798	2,227	(1,429)
Wentworth, Hauser and Violich	CADBURY PLC SPONS ADR	80	08/03/2008	02/25/2009	2,408	4,373	(1,965)
Wentworth, Hauser and Violich	CANADIAN PAC RY LTD COM	65	08/27/2008	02/25/2009	1,847	4,400	(2,553)
Wentworth, Hauser and Violich	POTASH CORP SASK INC COM	55	12/29/2008	02/25/2009	4,486	3,944	542
Wentworth, Hauser and Violich	TECK COR B	455	06/03/2008	02/25/2009	1,507	22,486	(20,959)
<b>Short-term Totals:</b>					<b>11,048</b>	<b>37,410</b>	<b>(26,364)</b>
<b>LONG-TERM</b>							
Wentworth, Hauser and Violich	ARACRUZ CELULOSE S A ADR SP REP CL B	130	08/07/2006	02/25/2009	959	6,573	(5,614)
Wentworth, Hauser and Violich	AXA-SPON ADR	80	12/11/2003	02/25/2009	568	1,205	(639)
Wentworth, Hauser and Violich	BROOKFIELD ASSET MANAGEMENT INC	80	08/07/2006	02/25/2009	812	1,736	(924)
Wentworth, Hauser and Violich	BASF AG	30	09/29/2008	02/25/2009	798	1,210	(412)
Wentworth, Hauser and Violich	BHP LTD SPONSORED ADR	110	03/05/2003	02/25/2009	4,113	1,237	2,876
Wentworth, Hauser and Violich	BHP LTD SPONSORED ADR	305	09/29/2008	02/25/2009	11,404	11,595	(191)
Wentworth, Hauser and Violich	BAT INDUST-ADR	80	09/25/2007	02/25/2009	2,929	4,216	(1,287)
Wentworth, Hauser and Violich	CAMERON INTRNATIONAL CORP	100	08/07/2006	02/25/2009	1,888	2,510	(624)
Wentworth, Hauser and Violich	COOPER INDUSTRIES LTD CL A COM	105	08/07/2006	02/25/2009	2,328	4,548	(2,220)
Wentworth, Hauser and Violich	CORE LABORATORIES N V ORD	15	08/07/2006	02/25/2009	1,100	1,085	15
Wentworth, Hauser and Violich	CANADIAN NATL RY CO COM	75	08/07/2006	02/25/2009	2,450	3,005	(555)
Wentworth, Hauser and Violich	DIAGEO PLC-ADR	80	12/28/2006	02/25/2009	2,864	4,766	(1,902)
Wentworth, Hauser and Violich	MANULIFE FINL CORP COM	55	08/07/2006	02/25/2009	582	1,702	(1,110)
Wentworth, Hauser and Violich	NABORS INDUSTRIES LTD NEW COM	275	08/07/2006	02/25/2009	2,766	9,448	(6,680)
Wentworth, Hauser and Violich	NOBLE CORPORATION COM	460	08/07/2006	02/25/2009	11,491	15,603	(4,112)
Wentworth, Hauser and Violich	NESTLES SA ADR	125	10/08/1999	02/25/2009	4,094	2,474	1,620
Wentworth, Hauser and Violich	NOVARTIS AG-ADR	450	08/07/2006	02/25/2009	18,962	24,973	(6,011)
Wentworth, Hauser and Violich	PARTNERRE LTD COM	35	09/29/2006	02/25/2009	2,175	2,389	(214)
Wentworth, Hauser and Violich	TRANSOCEAN INC NEW F	110	09/29/2006	02/25/2009	6,484	11,426	(4,942)
Wentworth, Hauser and Violich	COMPANHIA VALE DO RIO DOCE SPONSORED ADR	285	08/07/2006	02/25/2009	3,677	3,402	275
Wentworth, Hauser and Violich	RWE AKTIENG ADR	20	08/07/2006	02/25/2009	1,334	1,802	(468)
Wentworth, Hauser and Violich	SCHLUMBERGER	100	08/07/2006	02/25/2009	3,794	6,659	(2,865)
Wentworth, Hauser and Violich	FIBRIA CELULOSE S A SP	0 58	08/07/2006	11/30/2009	10	22	(12)
Wentworth, Hauser and Violich	NABORS INDUSTRIES LTD NEW COM	885	08/07/2006	12/17/2009	19,222	30,397	(11,175)
Wentworth, Hauser and Violich	TRANSOCEAN INC NEW F	573 11	08/07/2006	12/17/2009	47,548	57,306	(9,758)
Wentworth, Hauser and Violich	TRANSOCEAN INC NEW F	107 89	09/29/2006	12/17/2009	8,951	11,206	(2,255)
<b>Long-term Totals:</b>					<b>161,308</b>	<b>222,493</b>	<b>(61,184)</b>

The Siragusa Foundation  
Realized Gains/Losses  
FEIN 36-3100492  
For Year Ended December 31, 2009  
Madison Corporate Bond

Account Name	Security Description	Quantity	Purchase Date	Sale Date	Sale Total	Original Total Cost	Realized Gain/Loss
<b>SHORT-TERM</b>							
Madison Corporate Bond	CIT GROUP INC 4 125 11/3/09	85000	12/18/2008	05/26/2009	80,406	75,675	4,731
Madison Corporate Bond	YUM BRANDS INC 7 700% 07/01/12	85000	12/11/2008	05/29/2009	90,779	84,388	6,391
Madison Corporate Bond	CITIGROUP INC DTD 05/12/0 6 125% 05/15/18	40000	12/18/2008	07/30/2009	35,802	38,195	(2,393)
Madison Corporate Bond	HOUSEHOLD FIN CODTD 10/23/0 6 375% 10/15/11	30000	09/08/2008	07/14/2009	30,817	30,756	61
Madison Corporate Bond	HOUSEHOLD FIN CODTD 10/23/0 6 375% 10/15/11	55000	12/08/2008	07/14/2009	56,498	54,435	2,063
Madison Corporate Bond	ABBOTT LABS NOTE 5 600% 11/ 5 600%	15000	12/08/2008	11/19/2009	16,579	15,430	1,149
Madison Corporate Bond	ABBOTT LABS NOTE 5 600% 11/ 5.600%	25000	09/01/2009	11/19/2009	27,632	27,632	-
Madison Corporate Bond	BANK OF AMERICA CORP 4 875 20120915	15000	12/12/2008	11/19/2009	15,865	14,829	1,236
Madison Corporate Bond	BANK OF AMERICA CORP 4 875 20120915	30000	09/22/2009	11/19/2009	31,730	31,208	522
Madison Corporate Bond	BELLSOUTH CORP 6 000% 2011/10/15	30000	09/01/2009	11/19/2009	32,535	32,593	(58)
Madison Corporate Bond	BP CAPITAL MARKETS PLC 3.875 20150310	35000	08/04/2009	11/19/2009	36,666	36,323	343
Madison Corporate Bond	CISCO SYSTEMS INC 5.500% 02 5 500%	15000	12/08/2008	11/19/2009	16,660	15,135	1,525
Madison Corporate Bond	CISCO SYSTEMS INC 5.500% 02 5 500%	25000	09/01/2009	11/19/2009	27,767	27,539	228
Madison Corporate Bond	COCA COLA COMPANY NOTE CPN 5 350% 11/15	15000	12/08/2008	11/19/2009	16,417	15,550	867
Madison Corporate Bond	COCA COLA COMPANY NOTE CPN 5 350% 11/15	30000	09/22/2009	11/19/2009	32,835	32,705	130
Madison Corporate Bond	COCA-COLA ENTERPRISES 7 375 20140303	85000	12/08/2008	11/19/2009	100,219	89,673	10,546
Madison Corporate Bond	COMCAST CORP 5 3 20140115	15000	12/08/2008	11/19/2009	16,104	13,543	2,561
Madison Corporate Bond	COMCAST CORP 5 3 20140115	25000	09/01/2009	11/19/2009	26,840	26,428	412
Madison Corporate Bond	CONOCO FUNDING CO 8 35 20111015	15000	12/08/2008	11/19/2009	16,457	15,554	903
Madison Corporate Bond	CONOCO FUNDING CO 6.35 20111015	25000	09/01/2009	11/19/2009	27,428	27,527	(99)
Madison Corporate Bond	COSTCO WHOLESALE CORP 5.3 20120315	85000	12/10/2008	11/19/2009	92,505	88,572	3,933
Madison Corporate Bond	DEVON ENERGY NEWDTD 01/09/0 6 300% 01/15/19	15000	05/19/2009	11/19/2009	16,876	15,433	1,443
Madison Corporate Bond	DEVON ENERGY NEWDTD 01/09/0 6 300% 01/15/19	25000	09/28/2009	11/19/2009	28,127	27,787	340
Madison Corporate Bond	DISNEY WALT CO SR NT 5 700% 5 700%	85000	12/18/2008	11/19/2009	91,445	89,391	2,054
Madison Corporate Bond	E I DU PONT DE NEMOURS 4 125 20100430	85000	12/11/2008	11/19/2009	86,244	85,380	864
Madison Corporate Bond	GENERAL ELEC CAP CORP 4 8 20130501	25000	09/01/2009	11/19/2009	26,447	25,993	454
Madison Corporate Bond	GOLDMAN SACHS GROUP INC 5 125 20150115	10000	12/08/2008	11/19/2009	10,596	8,478	2,118
Madison Corporate Bond	GOLDMAN SACHS GROUP INC 5 125 20150115	25000	09/01/2009	11/19/2009	26,489	26,114	375
Madison Corporate Bond	GOLDMAN SACHS GROUP INC 5.125 20150115	175000	10/30/2009	11/19/2009	185,421	184,809	612
Madison Corporate Bond	IBM CORP 4.75 20121129	15000	12/09/2008	11/19/2009	16,363	15,342	1,021
Madison Corporate Bond	IBM CORP 4.75 20121129	25000	09/01/2009	11/19/2009	27,272	27,121	151
Madison Corporate Bond	KIMBERLY-CLARK 6.125 20170801	15000	05/20/2009	11/19/2009	16,933	16,410	523
Madison Corporate Bond	KIMBERLY-CLARK 6 125 20170801	25000	09/01/2009	11/19/2009	28,221	28,532	(311)
Madison Corporate Bond	KRAFT FOODS INC DTD 08/13/0 6 500% 08/11/17	15000	12/12/2008	11/19/2009	16,316	14,357	1,959
Madison Corporate Bond	KRAFT FOODS INC DTD 08/13/0 6 500% 08/11/17	25000	09/01/2009	11/19/2009	27,193	26,144	(951)
Madison Corporate Bond	LOWE'S COMPANIES I 8 25% 6/1/2010	85000	12/15/2008	11/19/2009	88,163	90,689	(2,526)
Madison Corporate Bond	MCDONALDS CORP DTD 02/29/0 5.350% 03/01/18	10000	12/10/2008	11/19/2009	10,922	10,086	836
Madison Corporate Bond	MCDONALDS CORP DTD 02/29/0 5 350% 03/01/18	25000	05/13/2009	11/19/2009	27,308	26,720	588
Madison Corporate Bond	MCDONALDS CORP DTD 02/29/0 5 350% 03/01/18	15000	09/22/2009	11/19/2009	16,383	16,208	177
Madison Corporate Bond	MERCK & CO INC 4 20150630	30000	08/24/2009	11/19/2009	31,694	30,332	1,362
Madison Corporate Bond	ORACLE CORP NOTES 05 75000% 5.750%	60000	12/10/2008	11/19/2009	66,166	57,501	8,665
Madison Corporate Bond	PEPSICO INC NOTES CPN 4 650% DUE 02/15	15000	12/09/2008	11/19/2009	16,211	15,388	823
Madison Corporate Bond	PEPSICO INC NOTES CPN 4.650% DUE 02/15	25000	09/01/2009	11/19/2009	27,018	27,115	(97)
Madison Corporate Bond	SYSCO CORPORATION 5 25 20180212	30000	05/14/2009	11/19/2009	32,287	30,830	1,457
Madison Corporate Bond	TARGET CORP 5 875% 03/01/12	15000	12/09/2008	11/19/2009	16,472	15,147	1,325
Madison Corporate Bond	TARGET CORP 5 875% 03/01/12	25000	09/01/2009	11/19/2009	27,453	27,450	3
Madison Corporate Bond	US BANCORP 4 2 20140515	30000	09/22/2009	11/19/2009	31,595	31,524	71
Madison Corporate Bond	VALERO ENERGY CODTD 04/15/0 6.875% 04/15/12	25000	12/11/2008	11/19/2009	27,476	25,080	2,396
Madison Corporate Bond	WALGREEN CO DTD 01/13/0 5 250% 01/15/19	30000	09/22/2009	11/19/2009	32,479	32,473	6
<b>Short-term Totals:</b>					<b>1,884,109</b>	<b>1,823,320</b>	<b>60,789</b>
<b>LONG-TERM</b>							
Madison Corporate Bond	FANNIE MAE 4 900% 02/01/35	0.95	03/23/2005	01/25/2009	1	1	-
Madison Corporate Bond	FANNIE MAE 4 900% 02/01/35	51	03/23/2005	02/25/2009	51	54	(3)
Madison Corporate Bond	FANNIE MAE 4.900% 02/01/35	120 28	03/23/2005	03/25/2009	120	127	(7)
Madison Corporate Bond	FANNIE MAE 4.900% 02/01/35	0 84	03/23/2005	08/25/2009	1	1	-
Madison Corporate Bond	FANNIE MAE 4 900% 02/01/35	39 29	03/23/2005	04/25/2009	39	41	(2)
Madison Corporate Bond	FANNIE MAE 4 900% 02/01/35	58 12	03/23/2005	05/25/2009	58	61	(3)
Madison Corporate Bond	FANNIE MAE 4 900% 02/01/35	0 85	03/23/2005	07/25/2009	1	1	-
Madison Corporate Bond	FANNIE MAE 4 900% 02/01/35	30 93	03/23/2005	08/25/2009	31	35	(4)
Madison Corporate Bond	FANNIE MAE 4 900% 02/01/35	39 07	03/23/2005	08/25/2009	39	44	(5)
Madison Corporate Bond	FANNIE MAE 4 900% 02/01/35	66 87	03/23/2005	10/25/2009	67	71	(4)

The Siragusa Foundation  
Realized Gains/Losses  
FEIN 36-3100492  
For Year Ended December 31, 2009  
Madison Corporate Bond

Account Name	Security Description	Quantity	Purchase Date	Sale Date	Sale Total	Original Total Cost	Realized Gain/Loss
Madison Corporate Bond	FANNIE MAE 4 900% 02/01/35	36 45	03/23/2005	11/25/2009	36	38	(2)
Madison Corporate Bond	FANNIE MAE 4 900% 02/01/35	20 27	03/23/2005	12/25/2009	20	21	(1)
Madison Corporate Bond	JPMORGAN CHASE & CO 5.75 20130102	10000	06/05/2003	11/19/2009	10,782	11,057	(275)
Madison Corporate Bond	JPMORGAN CHASE & CO 5 75 20130102	20000	05/25/2006	11/19/2009	21,563	20,053	1,510
Madison Corporate Bond	MCDONALDS CORP DTD 10/18/0 5 800% 10/15/17	15000	01/15/2006	11/19/2009	16,807	15,786	1,021
Madison Corporate Bond	MCDONALDS CORP DTD 10/18/0 5 800% 10/15/17	5000	10/20/2006	11/19/2009	5,602	4,662	940
Madison Corporate Bond	NATIONAL RURAL UTI 7 25% 3/1/2012	5000	08/27/2004	11/19/2009	5,576	5,754	(178)
Madison Corporate Bond	NATIONAL RURAL UTI 7 25% 3/1/2012	15000	07/01/2008	11/19/2009	16,727	16,050	677
<b>Long-term Total:</b>					<b>77,621</b>	<b>73,857</b>	<b>3,664</b>
<b>Total:</b>					<b>1,961,630</b>	<b>1,897,177</b>	<b>64,453</b>

The Siragusa Foundation  
Realized Gains/Losses  
FEIN 36-3100492  
For Year Ended December 31, 2009  
Pacific Income Advisers

Account Name	Security Description	Quantity	Purchase Date	Sale Date	Sale Total	Original Total Cost	Realized Gain/Loss
<b>SHORT-TERM</b>							
Pacific Income Advisers	ASTRAZENECA PLC 5 4 20120915	56000	04/14/2009	10/21/2009	61,300	59,825	1,475
Pacific Income Advisers	ASTRAZENECA PLC 5.4 20120915	7000	07/29/2009	10/21/2009	7,663	7,649	14
Pacific Income Advisers	GENERAL ELEC CAP CORP 5 875 20380114	1000	10/15/2009	12/03/2009	907	918	(11)
Pacific Income Advisers	TIME WARNER INC 5 875 20161115	67000	08/05/2009	11/10/2009	72,149	70,068	2,081
<b>Total Short-term Gain/ (Loss) from Corporate Bonds:</b>					<b>142,019</b>	<b>138,460</b>	<b>3,559</b>
Pacific Income Advisers	U S TREAS NTS DTD 05/15/03 3.625% 05/15/13	54000	03/16/2009	03/25/2009	58,468	58,152	316
Pacific Income Advisers	U S TREAS NTS DTD 05/15/03 3.625% 05/15/13	66000	03/16/2009	06/09/2009	69,110	71,075	(1,965)
Pacific Income Advisers	U S TREAS BDS DTD 02/15/96 6 000% 02/15/26	47000	03/16/2009	06/10/2009	53,989	59,822	(5,833)
Pacific Income Advisers	U S TREAS BDS DTD 02/15/96 6 000% 02/15/26	11000	05/11/2009	06/10/2009	12,636	13,624	(988)
Pacific Income Advisers	U S TREAS NTS DTD 02/15/07 02/15/17	62000	03/16/2009	06/18/2009	66,184	70,346	(4,162)
Pacific Income Advisers	U S TREAS NTS DTD 05/15/07 4 500% 05/15/17	6000	03/16/2009	06/25/2009	6,391	6,742	(351)
Pacific Income Advisers	U S TREAS NTS DTD 05/15/07 4.500% 05/15/17	52000	03/16/2009	04/07/2009	58,901	58,431	470
Pacific Income Advisers	U S TREAS NTS DTD 05/15/03 3.625% 05/15/13	55000	03/16/2009	04/14/2009	59,667	59,229	438
Pacific Income Advisers	U S TREAS BDS DTD 02/15/96 6 000% 02/15/26	46000	03/16/2009	04/15/2009	58,297	58,549	748
Pacific Income Advisers	US TREASURY N/B 6 25 20230815	47000	03/16/2009	05/07/2009	58,357	59,861	(1,504)
Pacific Income Advisers	U S TREAS NTS DTD 05/15/03 3.625% 05/15/13	64000	03/16/2009	05/14/2009	68,977	68,921	56
Pacific Income Advisers	U S TREAS NTS DTD 05/15/07 4.500% 05/15/17	8000	03/16/2009	05/29/2009	8,677	8,989	(312)
Pacific Income Advisers	U S TREAS BDS DTD 02/15/96 6 000% 02/15/26	2000	05/11/2009	07/06/2009	2,445	2,477	(32)
Pacific Income Advisers	U S TREAS NTS DTD 05/15/03 3.625% 05/15/13	66000	03/16/2009	07/24/2009	69,803	71,075	(1,272)
Pacific Income Advisers	US TREASURY N/B 3 625 20100115	136000	03/16/2009	07/28/2009	138,082	139,377	(1,295)
Pacific Income Advisers	US TREASURY N/B 3 625 20100115	23000	05/11/2009	07/28/2009	23,352	23,519	(167)
Pacific Income Advisers	U S TREAS NTS DTD 05/15/03 3 625% 05/15/13	7000	03/16/2009	07/29/2009	7,361	7,538	(177)
Pacific Income Advisers	U S TREAS NTS DTD 05/15/03 3.625% 05/15/13	7000	03/16/2009	08/05/2009	7,364	7,538	(174)
Pacific Income Advisers	U S TREAS NTS DTD 05/15/07 4 500% 05/15/17	39000	03/16/2009	08/05/2009	41,747	43,823	(2,076)
Pacific Income Advisers	U S TREAS NTS DTD 05/15/07 4.500% 05/15/17	25000	05/11/2009	08/05/2009	26,761	27,827	(1,066)
Pacific Income Advisers	U S TREAS NTS DTD 05/15/03 3.625% 05/15/13	66000	03/16/2009	08/26/2009	70,000	71,075	(1,075)
Pacific Income Advisers	U S TREAS NTS DTD 05/15/03 3.625% 05/15/13	2000	05/11/2009	08/26/2009	2,121	2,151	(30)
Pacific Income Advisers	U S TREAS NTS DTD 02/15/07 02/15/17	26000	03/16/2009	09/17/2009	28,536	29,500	(964)
Pacific Income Advisers	U S TREAS NTS DTD 02/15/07 02/15/17	16000	05/11/2009	09/17/2009	17,561	18,043	(482)
Pacific Income Advisers	U S TREAS NTS DTD 02/15/07 02/15/17	17000	08/28/2009	09/17/2009	18,658	18,824	34
Pacific Income Advisers	U S TREAS NTS DTD 02/15/07 02/15/17	14000	08/31/2009	09/17/2009	15,366	15,430	(64)
Pacific Income Advisers	U S TREAS NTS DTD 05/15/07 4 500% 05/15/17	9000	08/31/2009	10/07/2009	9,939	9,822	117
Pacific Income Advisers	U S TREAS NTS DTD 05/15/07 4 500% 05/15/17	9000	08/31/2009	10/13/2009	9,867	9,822	45
Pacific Income Advisers	U S TREAS BDS DTD 02/15/96 6 000% 02/15/26	2000	05/11/2009	10/15/2009	2,428	2,477	(49)
Pacific Income Advisers	U S TREAS NTS DTD 05/15/07 4 500% 05/15/17	6000	08/31/2009	10/27/2009	6,491	6,548	(57)
Pacific Income Advisers	U S TREAS NTS DTD 05/15/03 3 625% 05/15/13	10000	05/11/2009	10/29/2009	10,596	10,757	(161)
Pacific Income Advisers	U S TREAS NTS DTD 05/15/03 3 625% 05/15/13	7000	05/11/2009	11/05/2009	7,437	7,530	(93)
Pacific Income Advisers	U S TREAS NTS DTD 05/15/03 3 625% 05/15/13	50000	05/11/2009	11/12/2009	53,391	53,784	(393)
Pacific Income Advisers	U S TREAS NTS DTD 05/15/03 3 625% 05/15/13	25000	08/31/2009	11/12/2009	26,896	26,644	252
Pacific Income Advisers	U S TREAS NTS DTD 05/15/03 3 625% 05/15/13	6000	08/31/2009	11/17/2009	6,411	6,395	16
Pacific Income Advisers	U S TREAS NTS DTD 05/15/07 4.500% 05/15/17	6000	08/31/2009	11/18/2009	6,585	6,548	37
Pacific Income Advisers	U S TREAS BDS DTD 02/15/96 6 000% 02/15/26	3000	05/11/2009	12/02/2009	3,724	3,716	8
Pacific Income Advisers	U S TREAS BDS DTD 02/15/96 6 000% 02/15/26	1000	08/31/2009	12/02/2009	1,241	1,230	11
Pacific Income Advisers	U S TREAS BDS DTD 02/15/96 3 625% 5/15/13	7000	08/31/2009	12/09/2009	7,503	7,460	43
Pacific Income Advisers	U S TREAS BDS DTD 02/15/96 4 500% 05/15/17	4000	08/31/2009	12/09/2009	4,390	4,368	22
<b>Total Short-term Gain/ (Loss) from US Treasury Bonds:</b>					<b>1,206,510</b>	<b>1,228,939</b>	<b>(22,429)</b>
<b>Total Short-term Gain/ (Loss):</b>					<b>1,348,529</b>	<b>1,367,399</b>	<b>(18,870)</b>

---



---

FORM 990-PF	DIVIDENDS AND INTEREST FROM SECURITIES	STATEMENT	1
-------------	--	-----------	---

---

SOURCE	GROSS AMOUNT	CAPITAL GAINS DIVIDENDS	COLUMN (A) AMOUNT
DELAWARE	43,203.	0.	43,203.
FRED ALGER MANAGEMENT	1,944.	0.	1,944.
HORIZON ASSET MANAGEMENT	11,580.	0.	11,580.
MADISON CORPORATE BOND	180,089.	0.	180,089.
MISCELLANEOUS DIVIDEND INCOME	137.	0.	137.
MISCELLANEOUS INTEREST INCOME	177.	0.	177.
MLM FOCUSED EQUITY	69,865.	0.	69,865.
NORTHERN TRUST	1,117.	0.	1,117.
PACIFIC INCOME	49,438.	0.	49,438.
SCHWAB MISC CASH	1,934.	0.	1,934.
TIRSCHWELL & LOEWY	87,450.	0.	87,450.
WENTWORTH HAUSER AND VIOLICH	19,102.	0.	19,102.
TOTAL TO FM 990-PF, PART I, LN 4	466,036.	0.	466,036.

---



---

FORM 990-PF	LEGAL FEES	STATEMENT	2
-------------	------------	-----------	---

---

DESCRIPTION	(A) EXPENSES PER BOOKS	(B) NET INVEST- MENT INCOME	(C) ADJUSTED NET INCOME	(D) CHARITABLE PURPOSES
LEGAL FEES	21,780.	5,445.		16,335.
TO FM 990-PF, PG 1, LN 16A	21,780.	5,445.		16,335.

---



---

FORM 990-PF	ACCOUNTING FEES	STATEMENT	3
-------------	-----------------	-----------	---

---

DESCRIPTION	(A) EXPENSES PER BOOKS	(B) NET INVEST- MENT INCOME	(C) ADJUSTED NET INCOME	(D) CHARITABLE PURPOSES
ACCOUNTING FEES	39,750.	29,813.		9,937.
TO FORM 990-PF, PG 1, LN 16B	39,750.	29,813.		9,937.

FORM 990-PF	OTHER PROFESSIONAL FEES			STATEMENT	4
DESCRIPTION	(A) EXPENSES PER BOOKS	(B) NET INVEST- MENT INCOME	(C) ADJUSTED NET INCOME	(D) CHARITABLE PURPOSES	
INVESTMENT MANAGEMENT FEES	126,254.	126,254.		0.	
CONSULTANT FEES	300.	75.		225.	
TO FORM 990-PF, PG 1, LN 16C	126,554.	126,329.		225.	

FORM 990-PF	TAXES			STATEMENT	5
DESCRIPTION	(A) EXPENSES PER BOOKS	(B) NET INVEST- MENT INCOME	(C) ADJUSTED NET INCOME	(D) CHARITABLE PURPOSES	
EXCISE TAX	4,772.	0.		0.	
FOREIGN TAXES	7,017.	7,017.		0.	
PAYROLL TAX	18,010.	4,503.		13,507.	
MISCELLANEOUS TAX	15.	0.		15.	
TO FORM 990-PF, PG 1, LN 18	29,814.	11,520.		13,522.	

FORM 990-PF	OTHER EXPENSES			STATEMENT	6
DESCRIPTION	(A) EXPENSES PER BOOKS	(B) NET INVEST- MENT INCOME	(C) ADJUSTED NET INCOME	(D) CHARITABLE PURPOSES	
REPAIRS AND MAINTENANCE	29,667.	7,417.		22,250.	
MISC OFFICE EXPENSES	13,387.	3,347.		10,040.	
DUES AND SUBSCRIPTIONS	5,635.	1,409.		4,227.	
INSURANCE	23,768.	5,942.		17,826.	
TO FORM 990-PF, PG 1, LN 23	72,457.	18,115.		54,343.	

---



---

FORM 990-PF	U.S. AND STATE/CITY GOVERNMENT OBLIGATIONS	STATEMENT	7
-------------	--	-----------	---

---

DESCRIPTION	U.S. GOV'T	OTHER GOV'T	BOOK VALUE	FAIR MARKET VALUE
PACIFIC INCOME - SEE ATTACHED	X		1,100,997.	1,069,451.
PACIFIC INCOME - SEE ATTACHED	X		514,033.	509,645.
TOTAL U.S. GOVERNMENT OBLIGATIONS			1,615,030.	1,579,096.
TOTAL STATE AND MUNICIPAL GOVERNMENT OBLIGATIONS				
TOTAL TO FORM 990-PF, PART II, LINE 10A			1,615,030.	1,579,096.

---



---

FORM 990-PF	CORPORATE STOCK	STATEMENT	8
-------------	-----------------	-----------	---

---

DESCRIPTION	BOOK VALUE	FAIR MARKET VALUE
TIRSCHWELL & LOEWY - SEE ATTACHED	2,666,760.	4,114,111.
HORIZON - SEE ATTACHED	591,471.	406,180.
FRED ALGER - SEE ATTACHED	303,615.	375,110.
MOUNT LUCAS - SEE ATTACHED	1,801,674.	2,126,620.
DELAWARE CAPITAL - SEE ATTACHED	678,861.	850,382.
WENTWORTH HAUSER - SEE ATTACHED	845,283.	1,013,752.
PAR OFFSHORE	3,750,000.	3,971,863.
LARCH LANE OFFSHORE FUND	3,250,000.	4,106,253.
TOTAL TO FORM 990-PF, PART II, LINE 10B	13,887,664.	16,964,271.

---



---

FORM 990-PF	CORPORATE BONDS	STATEMENT	9
-------------	-----------------	-----------	---

---

DESCRIPTION	BOOK VALUE	FAIR MARKET VALUE
MADISON - SEE ATTACHED	2,334,004.	2,488,034.
PACIFIC INCOME - SEE ATTACHED	980,728.	1,030,665.
TOTAL TO FORM 990-PF, PART II, LINE 10C	3,314,732.	3,518,699.

**Tirschwell & Loewy**  
**The Siragusa Foundation**  
**December 31, 2009**

FEIN 36-3100492

**Summary of Account Holdings**

Asset Class	Shares	Cost		Market Value	
		Unit	Total	Unit	Total
Large Cap					
3M COMPANY COM	2,500	\$74.37	\$185,929	\$82.67	\$206,675
ANALOG DEVICES	9,900	\$1.68	\$16,592	\$31.58	\$312,642
BECKMAN COULTER	4,500	\$21.60	\$97,198	\$65.44	\$294,480
BIOGEN IDEC INC	5,520	\$48.09	\$265,483	\$53.50	\$295,320
BROWN FORMAN CORP	4,000	\$49.65	\$198,603	\$53.57	\$214,280
CASH	436,435	\$1.00	\$436,435	\$1.00	\$436,435
CHARLES RIV LABORATORIES	5,000	\$27.95	\$139,753	\$33.69	\$168,450
COCA COLA FEMSA	7,000	\$6.47	\$45,309	\$65.72	\$460,040
GRUPO TELEvisa	12,400	\$6.04	\$74,935	\$20.76	\$257,424
HENRY SCHEIN IN	4,000	\$41.51	\$166,056	\$52.60	\$210,400
HERSHEY FOOD	2,000	\$45.04	\$90,086	\$35.79	\$71,580
HEWLETT-PACKARD	8,000	\$48.07	\$384,523	\$51.51	\$412,080
ISHARES MSCI BRAZIL INDEX	2,000	\$49.53	\$99,060	\$74.61	\$149,220
ISHARES MSCI HONG KONG	7,000	\$13.04	\$91,280	\$15.66	\$109,620
OCCIDENTAL PETROLEUM	1,000	\$60.42	\$60,420	\$81.35	\$81,350
POWERSHARES GLOBAL ETF	8,000	\$11.67	\$93,378	\$16.66	\$133,280
ROCKWELL COLLINS INC	1,000	\$1.56	\$1,556	\$55.36	\$55,360
SCHLUMBERGER	2,000	\$49.98	\$99,955	\$65.09	\$130,180
STRATASYS INC COM	6,000	\$20.70	\$124,181	\$17.24	\$103,440
TEVA PHARMACEUTICAL INDS	2,500	\$53.15	\$132,873	\$56.18	\$140,450
TIFFANY & CO	6,000	\$40.71	\$244,259	\$43.00	\$258,000
VCA ANTECH INC COM	2,000	\$27.67	\$55,331	\$24.92	\$49,840
Total Large Cap			\$3,103,195	\$4,550,546	
Less: Cash			436,435	436,435	
Total investment:			2,666,760	4,114,111	



# Horizon Asset Management

The Siragusa Foundation

FEIN 36-3100492

December 31, 2009

## Summary of Account Holdings

Asset Class	Shares	Cost		Market Value	
		Unit	Total	Unit	Total
Small/Mid Cap					
BOMBARDIER INC CLASS B	2,511	\$4 30	\$10,804	\$4.58	\$11,497
CASH	36,742	\$1 00	\$36,742	\$1.00	\$36,742
COHEN & STEERS INC	829	\$27 82	\$23,065	\$22 84	\$18,934
DYNEGY INC DEL CL A	5,467	\$7 74	\$42,320	\$1 81	\$9,895
FOREST CITY ENTERPRISES	750	\$28 11	\$21,079	\$11 78	\$8,835
FRANCO NEVADA CORP	810	\$14 05	\$11,380	\$26 80	\$21,711
FREDDIE MAC	4,355	\$1 79	\$7,813	\$1.47	\$6,402
HUANENG PWR INTL INC	262	\$45 63	\$11,955	\$22 40	\$5,869
ICAP PLC SHS	1,760	\$11 90	\$20,949	\$6 94	\$12,221
INTERCONTINENTALEXCHANG	204	\$89 61	\$18,281	\$112 30	\$22,909
LINK REAL ESTATE INVT	8,000	\$2 04	\$16,333	\$2 57	\$20,560
MIRANT CORP NEW COM	910	\$34 47	\$31,366	\$15.27	\$13,896
NRG ENERGY INC COM	782	\$38 11	\$29,798	\$23.61	\$18,463
OIL STS INTL INC COM	279	\$26 00	\$7,255	\$39 29	\$10,962
PENN WEST ENERGY TR TR	1,061	\$29 67	\$31,483	\$17.60	\$18,674
POWER CORP CDA COM	990	\$32 60	\$32,270	\$27 86	\$27,584
QUANTA SVCS INC COM	524	\$27.26	\$14,285	\$20.84	\$10,920
R H DONNELLEY CORP	2,041	\$29 04	\$59,279	\$0 00	\$8
SEARS HLDGS CORP COM	216	\$105 40	\$22,766	\$83 45	\$18,025
SICHUAN EXPRESSWAY CO	30,000	\$0 34	\$10,224	\$0 53	\$15,900
SILVER WHEATON CORP	904	\$7 76	\$7,017	\$15 02	\$13,578
SOTHEBY'S HLDGS	791	\$27 58	\$21,815	\$22 48	\$17,782
ST JOE CO COM	447	\$32.56	\$14,553	\$28.89	\$12,914
TEXAS PAC LD TR COM	304	\$45 80	\$13,923	\$30 05	\$9,135
TMX GROUP INC COM	565	\$28 93	\$16,345	\$31 60	\$17,855
URBANA CORP CL A	10,910	\$1.69	\$18,407	\$1.41	\$15,402
UTS ENERGY CORP COM	8,282	\$2 16	\$17,898	\$2 17	\$18,012
VALUE PARTNERS GROUP	21,000	\$0 64	\$13,531	\$0 53	\$11,130
VOSTOK NAFTA INVST LTD	475	\$77.65	\$36,883	\$0 02	\$10
WHARF HLDGS LTD ORD	3,000	\$2 80	\$8,394	\$5 70	\$17,100
Total Small/Mid Cap			\$628,213	\$442,922	
Less: Cash			36,742	36,742	
Total Investment			591,471	406,180	

**Fred Alger Management**  
**The Siragusa Foundation**  
December 31, 2009

FEIN 36-3100492

**Summary of Account Holdings**

Asset Class	Shares	Cost		Market Value	
		Unit	Total	Unit	Total
Small/Mid Cap					
ACERGY S A SPONSORED ADR	205	\$14 11	\$2,892	\$15.61	\$3,200
ACTUANT CORP	154	\$14 40	\$2,218	\$18.53	\$2,854
AECOM TECHNOLOGY CORP	113	\$28 09	\$3,174	\$27.50	\$3,108
AEROPOSTALE COM	71	\$16.82	\$1,194	\$34 05	\$2,418
AIRTRAN HOLDING	504	\$4 39	\$2,212	\$5 22	\$2,631
AMERICAN PUBLIC	111	\$35.74	\$3,967	\$34 36	\$3,814
AMERIGROUP CORP	148	\$26 93	\$3,985	\$26 96	\$3,990
ANNTAYLOR STORES CORP	135	\$16 47	\$2,223	\$13 64	\$1,841
ANSYS INC COM	103	\$25 37	\$2,613	\$43 46	\$4,476
ARUBA NETWORKS INC	222	\$8 21	\$1,822	\$10 66	\$2,367
ATHEROS COMMUNICATIONS	171	\$14 19	\$2,426	\$34 24	\$5,855
AUXILIUM	133	\$21 64	\$2,877	\$29.98	\$3,987
BE AEROSPACE INC COM	199	\$30 67	\$6,103	\$23 50	\$4,677
BOSTON PRIVATE FINL HLDGS	295	\$6 10	\$1,799	\$5.77	\$1,702
BROCADE COMMUNICATIONS	495	\$6 41	\$3,173	\$7.63	\$3,777
BROOKLINE BANCORP INC DEL	387	\$10 49	\$4,061	\$9.91	\$3,835
BRUKER BIOSCIENCES CORP	286	\$10.51	\$3,007	\$12.06	\$3,449
CASH	10,172	\$1.00	\$10,172	\$1 00	\$10,172
CENTRAL EUROPEAN DISTR	96	\$23 39	\$2,245	\$28 41	\$2,727
CHEESECAKE FACTORY INC	128	\$20 52	\$2,627	\$21.59	\$2,764
CHICOS FAS INC COM	147	\$10 59	\$1,557	\$14 05	\$2,065
CHILDRENS PL RETAIL STORES	85	\$31 83	\$2,706	\$33 00	\$2,805
CHOICE HOTELS INTL INC	94	\$30 43	\$2,860	\$31 66	\$2,976
CLARCOR INC COM	106	\$34 69	\$3,677	\$32 44	\$3,439
COHEN & STEERS INC	120	\$24 06	\$2,888	\$22 84	\$2,741
COLDWATER CREEK INC	283	\$7.61	\$2,153	\$4 46	\$1,262
COLUMBIA BKG SYS INC	124	\$15 92	\$1,974	\$16.18	\$2,006
CONCHO RES INC COM	89	\$21.75	\$1,935	\$44 90	\$3,996
CONCUR TECHNOLOGIES INC	77	\$34.70	\$2,672	\$42 75	\$3,292
CYBERONICS INC COM	85	\$19 85	\$1,687	\$20 44	\$1,737
DANA HOLDING CORP	308	\$7 20	\$2,217	\$10 84	\$3,339
DOLLAR THRIFY	110	\$22 57	\$2,483	\$25.61	\$2,817
DRIL-QUIP INC COM	41	\$24.19	\$992	\$56 48	\$2,316
ESTERLINE TECHNOLOGIES	99	\$43 13	\$4,270	\$40 77	\$4,036
EURAND N V SHS	147	\$13 13	\$1,930	\$12.90	\$1,896
FINISAR CORP COM	269	\$9.07	\$2,441	\$8.92	\$2,399
FLOWERS FOODS INC	147	\$24 04	\$3,534	\$23 76	\$3,493
FOSSIL INC	80	\$30 53	\$2,442	\$33.56	\$2,685
FTI CONSULTING INC COM	81	\$36 71	\$2,974	\$47.16	\$3,820
GAMMON GOLD, INC	165	\$11.44	\$1,887	\$11 01	\$1,817
GENESEE & WYO INC CL	85	\$26 11	\$2,219	\$32.64	\$2,774

**Fred Alger Management**  
**The Siragusa Foundation**  
December 31, 2009

FEIN 36-3100492

**Summary of Account Holdings (continued)**

Asset Class	Shares	Cost		Market Value	
		Unit	Total	Unit	Total
GENTIVA HEALTH SVCS INC	191	\$17.53	\$3,348	\$27.01	\$5,159
GEO GROUP INC	199	\$17.52	\$3,486	\$21.88	\$4,354
GRAFTECH INTERNATIONAL	236	\$15.10	\$3,564	\$15.55	\$3,670
GS1 COMMERCE INC COM	197	\$12.69	\$2,499	\$25.39	\$5,002
HAIN CELESTIAL GROUP INC	141	\$17.73	\$2,500	\$17.01	\$2,398
HUMANE GENOME S	163	\$17.82	\$2,904	\$30.58	\$4,985
HUNTSMAN CORP COM	237	\$9.44	\$2,237	\$11.29	\$2,676
ICON PUB LTD CO ADR	86	\$15.29	\$1,315	\$21.73	\$1,869
INFORMATICA CORP	204	\$16.33	\$3,331	\$25.88	\$5,280
INSULET CORP COM	249	\$8.45	\$2,104	\$14.28	\$3,556
INTERVAL LEISURE GROUP INC	161	\$11.62	\$1,871	\$12.47	\$2,008
INVERNESS MED	117	\$24.21	\$2,832	\$41.51	\$4,857
ITC HLDGS CORP COM	95	\$45.96	\$4,366	\$52.09	\$4,949
J CREW GROUP INC COM	83	\$15.63	\$1,297	\$44.74	\$3,713
KNIGHT CAPITAL GROUP INC	142	\$17.06	\$2,422	\$15.40	\$2,187
LIFE TIME FITNESS INC COM	124	\$12.84	\$1,593	\$24.93	\$3,091
LIFEPOINT HOSPITALS INC	112	\$29.76	\$3,333	\$32.53	\$3,643
LKQ CORP COM	206	\$11.17	\$2,301	\$19.59	\$4,036
LOGMEIN INC COM	119	\$23.13	\$2,752	\$19.95	\$2,374
LOUISIANA-PACIFIC CORP	381	\$7.06	\$2,690	\$6.98	\$2,659
MAKO SURGICAL CORP	208	\$8.94	\$1,859	\$11.10	\$2,309
MARINER ENERGY INC	204	\$8.79	\$1,793	\$11.61	\$2,368
MASIMO CORP COM	65	\$28.92	\$1,880	\$30.42	\$1,977
MCCORMICK & SCHMICKS	260	\$8.03	\$2,088	\$6.96	\$1,810
MEDICIS PHARM-A	185	\$13.06	\$2,416	\$27.05	\$5,004
MEDIDATA SOLUTIONS INC	217	\$17.19	\$3,731	\$15.62	\$3,390
MELLANOX TECHNOLOGIES	187	\$6.90	\$1,290	\$18.89	\$3,532
MONOLITHIC PWR SYS INC	154	\$13.00	\$2,003	\$23.97	\$3,691
NETLOGIC MICROSYSTEMS INC	110	\$26.97	\$2,966	\$46.26	\$5,089
NICE SYS LTD ADR	113	\$30.84	\$3,485	\$31.04	\$3,508
NOVELLUS SYS	143	\$21.69	\$3,102	\$23.34	\$3,338
NUVASIVE INC COM	52	\$28.45	\$1,479	\$31.98	\$1,663
OCWEN FINL CORP COM	237	\$10.61	\$2,515	\$9.57	\$2,268
OPENTABLE INC COM	81	\$27.75	\$2,247	\$25.46	\$2,062
OPTIMER PHARMACEUTICALS	292	\$7.99	\$2,333	\$11.27	\$3,291
OSI PHARMACEUTICALS INC	78	\$39.56	\$3,085	\$31.06	\$2,423
OWENS & MINOR INC NEW	69	\$35.29	\$2,435	\$42.93	\$2,962
PAREXEL INTL CORP COM	280	\$10.59	\$2,964	\$14.10	\$3,948
PATRIOT COAL CORP	234	\$11.08	\$2,592	\$15.46	\$3,618
PEGASYSYSTEMS INC COM	131	\$15.48	\$2,028	\$34.00	\$4,454
PENN NATL GAMIN	145	\$27.94	\$4,051	\$27.19	\$3,943
PHARMERICA CORP COM	199	\$19.52	\$3,884	\$15.88	\$3,160

# Fred Alger Management

The Siragusa Foundation

FEIN 36-3100492

December 31, 2009

## Summary of Account Holdings (continued)

Asset Class	Shares	Cost		Market Value	
		Unit	Total	Unit	Total
PHILLIPS VAN HEUSEN CORP	46	\$40.41	\$1,859	\$40.68	\$1,871
PLATINUM UNDERWRITERS	79	\$31.27	\$2,471	\$38.29	\$3,025
QLOGIC	161	\$19.04	\$3,065	\$18.87	\$3,038
QUICKSILVER RES INC	138	\$9.46	\$1,305	\$15.01	\$2,071
RBC BEARINGS INC COM	168	\$25.98	\$4,365	\$24.33	\$4,087
RESOURCES CONNECTION INC	126	\$16.81	\$2,118	\$21.22	\$2,674
ROCKWOOD HLDGS INC	77	\$24.12	\$1,857	\$23.56	\$1,814
SAVIENT PHARMACEUTICALS	264	\$13.95	\$3,683	\$13.61	\$3,593
SBA COMMUNICATIONS CORP	137	\$18.97	\$2,599	\$34.16	\$4,680
SELECT MED HLDGS CORP	353	\$10.20	\$3,599	\$10.62	\$3,749
SHUTTERFLY INC COM	133	\$17.29	\$2,299	\$17.81	\$2,369
SILGAN HLDGS INC COM	55	\$47.65	\$2,621	\$57.88	\$3,183
SIRONA DENTAL SYSTEMS INC	97	\$27.27	\$2,645	\$31.74	\$3,079
SKILLSOFT PLC SPONSORED	455	\$6.53	\$2,973	\$10.48	\$4,768
SKYWORKS SOLUTIONS INC	323	\$10.14	\$3,275	\$14.19	\$4,583
SOLARWINDS INC COM	186	\$20.00	\$3,721	\$23.01	\$4,280
SOLERA HOLDINGS INC	120	\$19.44	\$2,332	\$36.01	\$4,321
SYKES ENTERPRISES INC	146	\$25.61	\$3,739	\$25.47	\$3,719
SYNIVERSE HOLDINGS INC	163	\$13.34	\$2,174	\$17.48	\$2,849
TALEO CORP CL A	143	\$8.04	\$1,149	\$23.52	\$3,363
TETRA TECH INC NEW	70	\$26.28	\$1,839	\$27.17	\$1,902
THORATEC LABS CORP	143	\$18.41	\$2,632	\$26.92	\$3,850
TUPPERWARE CORP	92	\$23.98	\$2,206	\$46.57	\$4,284
UNITED THERAPEUTICS CORP	41	\$44.97	\$1,844	\$52.65	\$2,159
VANCEINFO TECHNOLOGIES	129	\$17.94	\$2,314	\$19.21	\$2,478
VISTAPRINT N V SHS	78	\$34.16	\$2,664	\$56.66	\$4,419
WASTE CONNECTIONS INC	153	\$30.90	\$4,728	\$33.34	\$5,101
WATSON WYATT & CO HLDGS	57	\$46.71	\$2,663	\$47.52	\$2,709
WILLIAMS SONOMA INC	150	\$19.79	\$2,968	\$20.78	\$3,117
WMS INDS INC COM	82	\$32.95	\$2,702	\$40.00	\$3,280
WOODWARD GOVERNOR CO	174	\$20.49	\$3,566	\$25.77	\$4,484
WRIGHT EXPRESS CORP	133	\$18.66	\$2,481	\$31.86	\$4,237
WRIGHT MED GROUP INC	133	\$15.57	\$2,071	\$18.94	\$2,519
<b>Total Small/Mid Cap</b>			<b>\$313,787</b>		<b>\$385,282</b>
Less: Cash			<u>10,172</u>		<u>10,172</u>
<b>Total Investment</b>			<b><u>303,615</u></b>		<b><u>375,110</u></b>

**MLM Focused Equity**  
**The Siragusa Foundation**  
December 31, 2009

FEIN 36-3100492

**Summary of Account Holdings**

Asset Class	Shares	Cost		Market Value	
		Unit	Total	Unit	Total
Large Cap					
AMAZON.COM INC	172	\$81.47	\$14,012	\$134.52	\$23,137
AMGEN INC	287	\$59.03	\$16,942	\$56.57	\$16,236
APOLLO GROUP INC      CL A	215	\$66.07	\$14,205	\$60.58	\$13,025
AUTOZONE INC	217	\$143.78	\$31,200	\$158.07	\$34,301
BED BATH&BEYOND	461	\$31.13	\$14,352	\$38.61	\$17,799
BLOCK H & R	791	\$21.92	\$17,336	\$22.62	\$17,892
CASH	23,008	\$1.00	\$23,008	\$1.00	\$23,008
CELGENE CORP	323	\$53.62	\$17,319	\$55.68	\$17,985
CONOCOPHILLIPS	1,284	\$53.94	\$69,261	\$51.07	\$65,574
DARDEN RESTAURANTS INC	2,156	\$33.12	\$71,397	\$35.07	\$75,611
DOW CHEMICAL	3,447	\$20.73	\$71,449	\$27.63	\$95,241
EASTMAN CHEMICA	2,245	\$31.45	\$70,614	\$60.24	\$135,239
ENERGY SELECT SECTOR SPDR	982	\$56.51	\$55,492	\$57.01	\$55,984
FAMILY DLR STORES INC	1,137	\$22.72	\$25,834	\$27.83	\$31,643
GILEAD SCIENCES	406	\$48.24	\$19,586	\$43.27	\$17,568
GOODRICH B F CO      COM	1,394	\$51.07	\$71,193	\$64.25	\$89,565
HOME DEPOT INC	2,440	\$23.52	\$57,395	\$28.93	\$70,589
HUDSON CITY BANCORP INC	1,067	\$16.07	\$17,151	\$13.73	\$14,650
INDUSTRIAL SELECT SECTOR	1,475	\$28.10	\$41,440	\$27.79	\$40,990
INGERSOLL-RAND PLC	4,305	\$35.12	\$151,170	\$35.74	\$153,861
L-3 COMMUNICATIONS HLDGS	851	\$74.54	\$63,432	\$86.95	\$73,994
MARATHON OIL CORP      COM	2,614	\$27.17	\$71,010	\$31.22	\$81,609
MCAFFEE INC	341	\$41.49	\$14,149	\$40.57	\$13,834
O REILLY AUTOMOTIVE INC	351	\$39.81	\$13,973	\$38.12	\$13,380
PULTE CORP	1,459	\$11.96	\$17,454	\$10.00	\$14,590
RADIOSHACK CORP	4,215	\$13.62	\$57,396	\$19.50	\$82,193
RYDER SYS INC      COM	1,032	\$44.68	\$46,113	\$41.17	\$42,487
SOUTHWESTERN ENERGY CO	599	\$27.63	\$16,549	\$48.20	\$28,872
SUNOCO INC      COM	2,523	\$22.48	\$56,711	\$26.10	\$65,850
TESORO PETROLEUM	11,923	\$11.21	\$133,656	\$13.55	\$161,557
UNITED STATES STEEL CORP	1,707	\$42.42	\$72,410	\$55.12	\$94,090
UNITEDHEALTH GROUP INC	2,818	\$24.71	\$69,639	\$30.48	\$85,893
VERIZON COMMUNI	1,941	\$28.98	\$56,248	\$33.13	\$64,305
WAL-MART STORES	312	\$55.31	\$17,256	\$53.45	\$16,676
WYNDHAM WORLDWIDE CORP	11,150	\$17.16	\$191,334	\$20.17	\$224,896
XEROX CORP	8,925	\$6.39	\$56,995	\$8.46	\$75,506
Total Large Cap			\$1,824,682		\$2,149,628
Less: Cash			23,008		23,008
Total Investment:			1,801,674		2,126,620

Client:	The Siragusa Foundation
Acct Name:	Delaware Investments
Values as of:	FEIN 36-3100492
	12/31/2009

Symbol	Issuer	Style	Quantity	Total Buy Cost	Curr. Value
AMCRY	AMCOR LIMITED-SPONS ADR	Developed Markets	438	6,132	9,816
STD	BANCO SANTANDER CEN	Developed Markets	1,258	9,531	20,682
BAYRY	BAYER AG	Developed Markets	177	4,580	14,211
BRGY	BG PLC ADR FNL INSTLLM	Developed Markets	228	8,000	20,474
BNPQY	BNP PARIBAS SPON ADR 1/4 SH	Developed Markets	114	3,708	4,572
BP	BP AMOCO PLC AD	Developed Markets	529	25,442	30,666
CAJ	CANON INC ADR	Developed Markets	772	18,287	32,671
CRERY	CARREFOUR SA ADR	Developed Markets	1,707	13,569	16,439
DT	DEUTSCHE TELEKO	Developed Markets	1,954	31,974	28,724
FBRWY	FOSTERS BREWMNG GP SPON A	Developed Markets	2,794	7,656	13,820
GSK	GLAXO WELCO AD	Developed Markets	899	41,322	37,983
HGKGY	HONG KONG ELEC HLDG SPON	Developed Markets	2,222	6,888	12,083
IBDRY	IBERDROLA SA SPON ADR	Developed Markets	662	21,838	25,341
ING	ING GROEP NV AD	Developed Markets	412	7,486	4,042
IHG	INTERCONTINENTAL HOTELS	Developed Markets	0	N/A	0
EFA	ISHARES MSCI EAFE INDEX FUND	Developed Markets	146	8,016	8,071
KCRPY	KAO CORP SPONSORED ADR	Developed Markets	1,180	29,882	27,569
NGG	NATIONAL GRID PLC	Developed Markets	227	10,031	12,344
NABZY	NATL AUSTL BANK	Developed Markets	816	15,954	20,108
NTT	NIPPON T&T ADR	Developed Markets	803	17,687	15,851
NVS	NOVARTIS AG-ADR	Developed Markets	729	39,869	39,679
ENL	REED ELSEVIER N V SPONS ADR NEW	Developed Markets	672	17,801	16,397
RDS-A	ROYAL DUTCH SHELL PLC SPONS ADR A	Developed Markets	444	19,003	26,689
RWEOY	RWE AKTIENG ADR	Developed Markets	383	12,389	35,395
SSL	SASOL LTD ADR	Developed Markets	356	2,359	14,219
SVNDY	SEVEN & I HLDGS CO LTD ADR	Developed Markets	286	13,086	11,656
SI	SIEMENS AG SPONSORED ADR	Developed Markets	153	14,461	14,030
SGAPY	SINGAPORE TELECOMMUNICATIONS LTD ADR NEW	Developed Markets	841	18,099	18,829
SCGLY	SOC GENL-SP ADR	Developed Markets	1,815	17,401	22,685
SEOAY	STORA ENSO CORP ADR SPONSORE	Developed Markets	987	13,011	6,911
TSM	TAIWAN SEMICONDUCTOR MFG CO ADR SPONSORE	Developed Markets	1,756	18,046	20,089
TKPHY	TAKEDA PHARMACEUTICAL CO LTDADR	Developed Markets	973	24,615	20,015
NZT	TELECOM NEW ZEA	Developed Markets	863	14,831	7,758
TEF	TELEFONICA SA	Developed Markets	402	18,955	33,575
TLSYY	TELSTRA LTD ADR SPN FINAL	Developed Markets	1,285	16,683	19,819
TKOMY	TOKIO MARINE HOLDINGS INC	Developed Markets	849	10,967	23,073
TOT	TOTAL FINA S.A. ADR	Developed Markets	582	19,655	37,271
TM	TOYOTA MOTOR CR	Developed Markets	285	17,718	23,986
UL	UNILEVER PLC AD	Developed Markets	1,365	29,709	43,544
UOVEY	UNITED OVERSEAS BK LTD ADR SPONSORED	Developed Markets	896	13,352	19,532
UPMKY	UPM-KYMMENE	Developed Markets	837	11,316	9,992
VOD	VODAFONE GROUP INC	Developed Markets	752	16,258	17,364
ZFSVY	ZURICH FINL SVCS ADR SPONSORED	Developed Markets	575	13,544	12,597

678,951	850,352
---------	---------

# Wentworth, Hauser and Violich

The Siragusa Foundation FEIN 36-3100492

December 31, 2009

## Summary of Account Holdings

Asset Class	Shares	Cost		Market Value	
		Unit	Total	Unit	Total
Foreign Equity					
AXA-SPON ADR	440	\$19 51	\$8,585	\$23 68	\$10,419
BASF AG	440	\$39 86	\$17,537	\$62 36	\$27,437
BAT INDUST-ADR	400	\$56 84	\$22,736	\$64 66	\$25,864
BHP LTD	785	\$11 24	\$8,826	\$76.58	\$60,115
BROOKFIELD ASSET	440	\$28.93	\$12,727	\$22.18	\$9,759
CADBURY PLC SPONS	570	\$41.82	\$23,839	\$51 39	\$29,292
CAMERON INTRNATIONAL	700	\$24 38	\$17,063	\$41 80	\$29,260
CANADIAN NATL RY CO	525	\$40.07	\$21,036	\$54 36	\$28,539
CANADIAN PAC RY LTD	450	\$51 10	\$22,997	\$54 00	\$24,300
CASH	29,966	\$1 00	\$29,966	\$1 00	\$29,966
COOPER INDUSTRIES PLC SHS	720	\$43 11	\$31,041	\$42.64	\$30,701
CORE LABORATORIES N V	115	\$65.10	\$7,486	\$118.12	\$13,584
DIAGEO PLC-ADR	440	\$79.43	\$34,950	\$69.41	\$30,540
FIBRIA CELULOSE S A SP	188	\$37.53	\$7,056	\$22.84	\$4,294
INGERSOLL-RAND PLC	390	\$20.90	\$8,151	\$35.74	\$13,939
ISHARES MSCI EAFE INDEX	1,330	\$54.82	\$72,905	\$55.28	\$73,522
MANULIFE FINL CORP	395	\$30.95	\$12,226	\$18.34	\$7,244
NABORS INDUSTRIES LTD	1,040	\$29 59	\$30,772	\$21.89	\$22,766
NESTLES SA ADR	875	\$19 79	\$17,315	\$48 56	\$42,492
NOBLE CORPORATION BAAR	1,440	\$32 87	\$47,328	\$40 70	\$58,608
NOVARTIS AG-ADR	850	\$44.05	\$37,446	\$54.43	\$46,266
PARTNERRE LTD COM	240	\$62 21	\$14,931	\$74 66	\$17,918
POTASH CORP SASK INC	395	\$49 93	\$19,722	\$108 50	\$42,858
RIO TINTO ADR	220	\$174 83	\$38,463	\$215 39	\$47,386
RWE AKTIENG ADR	130	\$90 12	\$11,716	\$97.51	\$12,676
SCHLUMBERGER	710	\$63 41	\$45,024	\$65 09	\$46,214
SMITH INTL	550	\$39 90	\$21,947	\$27 17	\$14,944
SUNCOR ENERGY INC	1,050	\$45 56	\$47,841	\$35 31	\$37,076
TECK COR B	370	\$49.38	\$18,270	\$34 97	\$12,939
TELEFONICA SA	0	\$39.81	\$0	\$83 52	\$1
TENARIS S A	1,150	\$37 10	\$42,665	\$42.65	\$49,048
TRANSOCEAN INC NEW F	109	\$99 99	\$10,899	\$82 80	\$9,025
UNILEVER N V	1,250	\$36 57	\$45,713	\$32.33	\$40,413
VALE S A ADR	2,015	\$11.23	\$22,625	\$29 03	\$58,495
WEATHERFORD	2,000	\$21.72	\$43,445	\$17.91	\$35,820
Total Foreign Equity			\$875,249	\$1,043,718	
Less: Cash			29,966	29,966	
Total investment:			845, 283	1,013,752	

# Madison Corporate Bond

The Siragusa Foundation FEIN 36-3100492

December 31, 2009

## Summary of Account Holdings

Asset Class	Shares	Cost		Market Value	
		Unit	Total	Unit	Total
Fixed Income					
CISCO SYSTEMS INC 5.500% 02	70,000	\$100.90	\$70,630	\$109.79	\$76,853
COMCAST CORP 5 3 20140115	70,000	\$90.29	\$63,203	\$106.73	\$74,710
FANNIE MAE 4 900%	3,986	\$105.44	\$4,203	\$103.29	\$4,118
NATIONAL RURAL UTILITIES	65,000	\$89.04	\$57,875	\$106.21	\$69,035
ORACLE CORPORATION	25,000	\$99.57	\$24,893	\$103.99	\$25,998
BELLSOUTH CORP 6 000%	70,000	\$108.64	\$76,049	\$108.13	\$75,692
CONOCO FUNDING CO 6 35	70,000	\$103.69	\$72,585	\$108.80	\$76,157
MORGAN STANLEY DTD	15,000	\$105.79	\$15,868	\$105.95	\$15,892
OCCIDENTAL PETRO	10,000	\$99.39	\$9,939	\$114.90	\$11,490
U S BANCORP ORE DTD 07/29/0	20,000	\$101.54	\$20,309	\$102.47	\$20,495
WAL-MART STORES	75,000	\$103.66	\$77,742	\$102.81	\$77,111
ABBOTT LABS NOTE 5.600% 11/	70,000	\$102.87	\$72,006	\$108.60	\$76,021
AMERICAN EXPRESS 4.875	85,000	\$88.76	\$75,445	\$104.34	\$88,687
BANK OF AMERICA CORP 4 875	45,000	\$97.53	\$43,887	\$104.78	\$47,153
BANK OF AMERICA NA NOTES	25,000	\$99.82	\$24,956	\$103.67	\$25,918
BP CAPITAL MARKETS PLC	80,000	\$103.68	\$82,943	\$102.74	\$82,193
COCA COLA COMPANY NOTE	70,000	\$103.67	\$72,566	\$107.72	\$75,405
DISCOVER CARD MSTR SER	30,000	\$98.55	\$29,566	\$99.98	\$29,993
GENERAL ELEC CAP C 6%	85,000	\$102.04	\$86,730	\$107.79	\$91,622
GOLDMAN SACHS GROUP INC	75,000	\$84.78	\$63,585	\$105.08	\$78,806
HEWLETT-PACKARD CO 4.5	85,000	\$98.49	\$83,717	\$106.02	\$90,114
IBM CORP 4 75 20121129	70,000	\$102.28	\$71,596	\$107.43	\$75,204
JPMORGAN & CHASE & CO	25,000	\$105.59	\$26,398	\$104.00	\$25,999
JPMORGAN CHASE &	55,000	\$98.38	\$54,107	\$105.55	\$58,054
KIMBERLY-CLARK 6 125	70,000	\$108.46	\$75,919	\$110.86	\$77,600
KRAFT FOODS INC DTD 08/13/0	70,000	\$95.72	\$67,001	\$108.51	\$75,954
MCDONALDS CORP DTD	50,000	\$100.86	\$50,429	\$107.22	\$53,611
MERCK & CO INC 4 20150630	70,000	\$101.11	\$70,774	\$104.28	\$72,999
MORGAN STANLEY DTD	70,000	\$87.04	\$60,925	\$105.40	\$73,780
PEPSICO INC NOTES CPN	70,000	\$102.57	\$71,802	\$106.82	\$74,772
SYSCO CORPORATION 5.25	70,000	\$102.77	\$71,936	\$104.41	\$73,087
TARGET CORP 5 875% 03/01/12	70,000	\$100.98	\$70,686	\$108.35	\$75,846
UNITED PARCEL SERVICE	85,000	\$103.52	\$87,994	\$106.32	\$90,372
US BANCORP 4.2 20140515	65,000	\$100.29	\$65,191	\$103.80	\$67,473
VALERO ENERGY CODTD	45,000	\$100.32	\$45,143	\$109.19	\$49,135
VALERO ENERGY CODTD	15,000	\$98.75	\$14,813	\$102.34	\$15,351
VERIZON COMMUNICATIONS	15,000	\$101.94	\$15,290	\$107.80	\$16,170
VERIZON GLOBAL FDG CORP	25,000	\$111.55	\$27,888	\$112.72	\$28,181
WALGREEN CO DTD 07/17/0	85,000	\$103.84	\$88,260	\$107.39	\$91,277
WELLS FARGO & CO NEWSUB	60,000	\$95.51	\$57,304	\$99.78	\$59,865
WELLS FARGO COMPANY 4 375	25,000	\$98.00	\$24,500	\$103.87	\$25,967



# Madison Corporate Bond

The Siragusa Foundation

FEIN 36-3100492

December 31, 2009

## Summary of Account Holdings *(continued)*

Asset Class	Shares	Cost		Market Value	
		Unit	Total	Unit	Total
BURLINGTON NORTH SANTA FE	15,000	\$102.22	\$15,333	\$106.23	\$15,934
DEVON ENERGY NEWDTD	70,000	\$102.89	\$72,020	\$111.35	\$77,942
Total Fixed Income			<u>\$2,334,004</u>		<u>\$2,488,034</u>

The Siragusa Foundation  
Pacific Income Advisers  
FEIN 36-3100492  
12/31/2009

Symbol	Issuer	Style	Quantity	Total Buy Cost	Curr. Value
A8XBS5	ALLIED WASTE NORDTD 03/12/0 6.875% 08/01/17	Gov/ Credit	75,000	79,900	79,594
A8RAR3	AT&T INC DTD 02/03/0 5.800% 02/15/19	Gov/ Credit	74,000	73,477	78,881
A32010	BANK OF AMERICA CORP 4.875 20130115	Gov/ Credit	76,000	75,072	79,037
A02992	CONOCO INC 6.95 20290415	Gov/ Credit	70,000	74,032	79,349
B70375	CVS CAREMARK CORP 6.6 20190315	Gov/ Credit	72,000	79,553	78,789
B42058	GENERAL ELEC CAP CORP 5.875 20380114	Gov/ Credit	86,000	82,561	79,626
B41894	GOLDMAN SACHS GROUP INC 6.15 20180401	Gov/ Credit	74,000	70,044	79,217
H12JW5	HOUSEHOLD FIN CODTD 10/23/0 6.375% 10/15/11	Gov/ Credit	75,000	76,390	79,764
B89550	JPMORGAN CHASE & CO 3.7 20150120	Gov/ Credit	80,000	80,659	80,237
K5NAV6	KRAFT FOODS INC DTD 05/22/0 6.125% 08/23/18	Gov/ Credit	75,000	77,117	79,076
B71231	PFIZER INC 6 2 20190315	Gov/ Credit	70,000	79,396	77,813
B48739	RIO TINTO FIN USA LTD 5.875 20130715	Gov/ Credit	74,000	73,345	79,849
B73185	VERIZON COMMUNICATIONS 6 35 20190401	Gov/ Credit	72,000	79,182	79,433
				<u>980,728</u>	<u>1,030,665</u>
BHBC23	US TREASURY N/B 6.25 20230815	Gov/ Credit	65,000	82,253	77,635
TN0FE3	U S TREAS BDS DTD 08/15/98 5.500%% 08/15/28	Gov/ Credit	115,000	138,365	128,154
U28FS4	U S TREAS NTS DTD 08/31/06 4.625%% 08/31/11	Gov/ Credit	150,000	162,246	159,059
U28GH7	U S TREAS NTS DTD 02/15/07 02/15/17	Gov/ Credit	49,000	53,681	52,909
U28GR5	U S TREAS NTS DTD 05/15/07 4 500%% 05/15/10	Gov/ Credit	156,000	162,427	158,443
U28GS3	U S TREAS NTS DTD 05/15/07 4.500%% 05/15/17	Gov/ Credit	5,000	5,457	5,345
U28KG4	U S TREAS NTS DTD 03/15/09 1 375%% 03/15/12	Gov/ Credit	187,000	187,002	187,425
UNIT13	U S TREAS NTS DTD 05/15/03 3.625%% 05/15/13	Gov/ Credit	8,000	8,526	8,470
US-31	US TREASURY N/B 5.375 20310215	Gov/ Credit	48,000	55,194	50,830
US8AJ9	US TREASURY N/B 4.375 20120815	Gov/ Credit	222,000	243,386	238,841
USTB26	U S TREAS BDS DTD 02/15/98 6.000%% 02/15/26	Gov/ Credit	2,000	2,460	2,340
				<u>1,100,997</u>	<u>1,069,451</u>
A07790	FANNIE MAE 5.375% 11/15/2011	Gov/ Credit	199,000	217,319	214,548
FEDR14	FEDL HOME LN MTGDTD 01/18/04 4.500 01/15/14	Gov/ Credit	273,000	296,714	295,087
				<u>514,033</u>	<u>509,645</u>
CASH-1	CASH	Gov/ Credit	702	70,199	70,199
				<u>2,665,957</u>	<u>2,679,960</u>

---



---

**FORM 990-PF      DEPRECIATION OF ASSETS NOT HELD FOR INVESTMENT      STATEMENT    10**


---

DESCRIPTION	COST OR OTHER BASIS	ACCUMULATED DEPRECIATION	BOOK VALUE
CHAIR	799.	799.	0.
SOFTWARE	1,260.	1,260.	0.
OFFICE FURNITURE	16,341.	16,338.	3.
TELEPHONE EQUIP	699.	699.	0.
REFRIG & MICROWAVE	276.	273.	3.
OFFICE EQUIPMENT	5,785.	5,785.	0.
OFFICE FURNITURE	10,145.	10,145.	0.
FURNITURE & FIXT	6,475.	6,321.	154.
FURNITURE & FIXT	1,895.	1,784.	111.
COMPUTER SOFTWARE	1,503.	1,503.	0.
COMPUTER SOFTWARE	1,830.	1,830.	0.
COMPUTER & EQUIP	7,110.	3,792.	3,318.
COMPUTER & EQUIP	5,500.	2,658.	2,842.
COMPUTER SOFTWARE	2,000.	1,223.	777.
FURNITURE & FIXT	3,008.	716.	2,292.
FURNITURE & FIXT	3,008.	681.	2,327.
FURNITURE & FIXT	3,143.	674.	2,469.
FURNITURE & FIXT	10,134.	1,689.	8,445.
COMPUTER & EQUIP	1,164.	194.	970.
COMPUTER & EQUIP	312.	26.	286.
<b>TOTAL TO FM 990-PF, PART II, LN 14</b>	<b>82,387.</b>	<b>58,390.</b>	<b>23,997.</b>

---



---

**FORM 990-PF      OTHER ASSETS      STATEMENT    11**


---

DESCRIPTION	BEGINNING OF YR BOOK VALUE	END OF YEAR BOOK VALUE	FAIR MARKET VALUE
REDEMPTION RECEIVABLE	1,000,000.	0.	0.
PURCHASED INTEREST	0.	6,952.	6,952.
<b>TO FORM 990-PF, PART II, LINE 15</b>	<b>1,000,000.</b>	<b>6,952.</b>	<b>6,952.</b>

---



---

FORM 990-PF      PART VIII - LIST OF OFFICERS, DIRECTORS      STATEMENT 12  
TRUSTEES AND FOUNDATION MANAGERS

---

NAME AND ADDRESS	TITLE AND AVRG HRS/WK	COMPEN- SATION	EMPLOYEE BEN PLAN CONTRIB	EXPENSE ACCOUNT
MARTHA P. SIRAGUSA THE SIRAGUSA FOUNDATION 1 EAST WACKER, SUITE 2910 CHICAGO, IL 60601-1474	DIRECTOR 0.08	400.	0.	0.
RICHARD D. SIRAGUSA THE SIRAGUSA FOUNDATION 1 EAST WACKER, SUITE 2910 CHICAGO, IL 60601-1474	CHAIRMAN 0.23	1,200.	0.	0.
SINCLAIR C. SIRAGUSA THE SIRAGUSA FOUNDATION 1 EAST WACKER, SUITE 2910 CHICAGO, IL 60601-1474	SECRETARY 0.16	800.	0.	0.
MELVYN H. SCHNEIDER THE SIRAGUSA FOUNDATION 1 EAST WACKER, SUITE 2910 CHICAGO, IL 60601-1474	DIRECTOR 0.50	1,200.	0.	0.
JOHN E. HICKS, JR. THE SIRAGUSA FOUNDATION 1 EAST WACKER, SUITE 2910 CHICAGO, IL 60601-1474	VICE CHAIRMAN/TREASURER 0.23	1,200.	0.	0.
JENNIFER I. HICKS THE SIRAGUSA FOUNDATION 1 EAST WACKER, SUITE 2910 CHICAGO, IL 60601-1474	ASSISTANT SECRETARY 0.23	1,200.	0.	0.
ROSS D. SIRAGUSA, III THE SIRAGUSA FOUNDATION 1 EAST WACKER, SUITE 2910 CHICAGO, IL 60601-1474	DIRECTOR 0.08	400.	0.	0.
ALEXANDER C. SIRAGUSA THE SIRAGUSA FOUNDATION 1 EAST WACKER, SUITE 2910 CHICAGO, IL 60601-1474	DIRECTOR 0.23	1,200.	0.	0.
IRENE PHELPS THE SIRAGUSA FOUNDATION 1 EAST WACKER, SUITE 2910 CHICAGO, IL 60601-1474	PRESIDENT 50.00	132,500.	3,975.	0.

THE SIRAGUSA FOUNDATION36-3100492

JAMES DURKAN THE SIRAGUSA FOUNDATION 1 EAST WACKER, SUITE 2910 CHICAGO, IL 60601-1474	DIRECTOR  0.16	800.	0.	0.
JOHN R. SIRAGUSA III THE SIRAGUSA FOUNDATION 1 EAST WACKER, SUITE 2910 CHICAGO, IL 60601-1474	DIRECTOR  0.16	800.	0.	0.
ALISA PERROTTE THE SIRAGUSA FOUNDATION 1 EAST WACKER, SUITE 2910 CHICAGO, IL 60601-1474	DIRECTOR  0.16	800.	0.	0.
TOTALS INCLUDED ON 990-PF, PAGE 6, PART VIII		<u>142,500.</u>	<u>3,975.</u>	<u>0.</u>

FORM 990-PF

GRANT APPLICATION SUBMISSION INFORMATION  
PART XV, LINES 2A THROUGH 2D

STATEMENT 13

NAME AND ADDRESS OF PERSON TO WHOM APPLICATIONS SHOULD BE SUBMITTED

IRENE PHELPS  
1 EAST WACKER, SUITE 2910  
CHICAGO, IL 606011474

TELEPHONE NUMBER

(312)755-0064

FORM AND CONTENT OF APPLICATIONS

THE SIRAGUSA FOUNDATION IS CURRENTLY NOT ACCEPTING UNSOLICITED PROPOSALS.  
PLEASE VISIT THE WEBSITE AT [WWW.SIRAGUSA.ORG](http://WWW.SIRAGUSA.ORG) FOR MORE INFORMATION.

ANY SUBMISSION DEADLINES

THE FOUNDATION IS NOT ACCEPTING UNSOLICITED PROPOSALS. PLEASE VISIT THE  
WEBSITE FOR MORE INFORMATION.

RESTRICTIONS AND LIMITATIONS ON AWARDS

THERE ARE NO RESTRICTIONS OR LIMITS OTHER THAN GEOGRAPHIC PREFERENCE GIVEN  
TO THE MIDWEST AND THE CHICAGO METRO AREA AND ORGANIZATIONS MUST BE  
CHARITABLE AS QUALIFIED UNDER IRC SECTION 170(C). THE FOUNDATION SUPPORTS  
ORGANIZATIONS IN THE AREAS OF ARTS & CULTURE, EDUCATION, THE ENVIRONMENT,  
HEALTH SERVICES & MEDICAL RESEARCH, AND HUMAN SERVICES. THE FOUNDATION IS  
PRIMARILY INTERESTED IN GRANTS TOWARDS BOTH SPECIFIC PROGRAMS AND GENERAL  
OPERATING EXPENSES. THE FOUNDATION TYPICALLY DOES NOT SUPPORT CAPITAL  
EXPENDITURES OR ENDOWMENTS, INDIVIDUALS OR POLITICAL ADVOCACY. GRANTS ARE  
GIVEN PRIMARILY TO ORGANIZATIONS IN THE METROPOLITAN CHICAGO AREA. ALL  
POTENTIAL GRANTEES MUST BE QUALIFIED AS TAX EXEMPT UNDER IRS CODE  
501(C)(3).

**The Siragusa Foundation**  
**Grants and Contributions Paid During the Year**  
**Form 990 PF, Part XV**  
**For the Year Ended December 31, 2009**  
**FEIN: 36-3100492**

<u>Organization</u>	<u>Address</u>	<u>Grant Amount</u>
Adler Planetarium & Astronomy Museum	1300 South Lake Shore Drive Chicago, IL 60605	10,000
Adler Planetarium & Astronomy Museum	1300 South Lake Shore Drive Chicago, IL 60605	20,000
AIDS Foundation of Chicago	200 W. Jackson, Suite 2200 Chicago, IL 60606	7,500
Alliance for the Great Lakes	17 N. State Street, Suite 1390 Chicago, IL 60602	7,500
Alzheimer's Association, Inc.	8430 West Bryn Mawr, Ste. 800 Chicago, IL 60631	5,000
American Brain Tumor Association	2720 River Road, Ste 146 Des Plaines, IL 60018	7,500
American Indian College Fund	8333 Greenwood Blvd. Denver, CO 80221-4488	15,000
The Anti-Cruelty Society	157 West Grand Avenue Chicago, IL 60610	5,000
The Art Institute of Chicago	111 South Michigan Avenue Chicago, IL 60603-6404	10,000
Art Resources in Teaching	11 East Adams, Suite 1600 Chicago, IL 60603	7,500
Arthritis Foundation, Greater Chicago Chapter	29 East Madison, Suite 500 Chicago, IL 60602	3,500
Arts & Business Council of Chicago	70 East Lake, Suite 1200 Chicago, IL 60601-5907	7,500
The Associated Colleges of Illinois	20 North Wacker Drive, Suite 1456 Chicago, IL 60606-3103	12,000
Association of Small Foundations	1720 N Street, NW Washington,, DC 20036	2,500
The Big Shoulders Fund	309 W. Washington, Suite 550 Chicago, IL 60606	5,000
Boys & Girls Clubs of Chicago	550 W. Van Buren Street, Suite 350 Chicago, IL 60620	6,000
Boys Hope Girls Hope	1100 N. Laramie Avenue Wilmette, IL 60091	7,500
Breakthrough Sacramento	2636 Latham Drive Sacramento, CA 95864	10,000
Breast Cancer Network of Strength	300 West Adams, Suite 430 Chicago, IL 60606	10,000
BUILD	1223 North Milwaukee Avenue Chicago, IL 60622	7,500
Cabrini Connections	800 West Huron Chicago, IL 60642	5,000
Career Resource Center, Inc.	40 East Old Mill Road, Suite 105 Lake Forest, Ill 60045	7,500

**The Siragusa Foundation**  
**Grants and Contributions Paid During the Year**  
**Form 990 PF, Part XV**  
**For the Year Ended December 31, 2009**  
**FEIN: 36-3100492**

<u>Organization</u>	<u>Address</u>	<u>Grant Amount</u>
Catholic Theological Union	5401 S. Cornell Avenue Chicago, IL 60615-5698	6,000
Catholic Theological Union	5401 S. Cornell Avenue Chicago, IL 60615-5698	20,000
Chatham Hall	800 Chatham Hall Circle Chatham, VA 24531-3085 c/o The Sara Lee Corporation Three First National Plaza	5,000
Chicago African Americans in Philanthropy	Chicago, IL 60602-4260	500
Chicago Botanic Garden	1000 Lake Cook Road Glencoe, IL 60022	10,000
Chicago Botanic Garden	1000 Lake Cook Road Glencoe, IL 60022	10,000
The Chicago Lighthouse	1850 West Roosevelt Road Chicago, IL 60608-1298	7,500
Chicago Opera Theater	70 East Lake Street, Suite 815 Chicago, Ill 60601	7,500
Chicago Shakespeare Theater	800 East Grand Avenue on Navy Pier Chicago, IL 60611	5,000
Chicago Symphony Orchestra	220 South Michigan Avenue Chicago, IL 60604	7,500
Chicago Volunteer Legal Services Foundation	100 N. LaSalle Street, Suite 900 Chicago, IL 60602	5,000
Chicago Women in Philanthropy	216 W. Jackson Blvd., Suite 625 Chicago, IL 60606	1,165
Children's Home & Aid Society of Illinois	125 South Wacker Drive, 14th Floor Chicago, IL 60606	10,000
Children's Memorial Foundation	2300 Children's Plaza, Box 4 Chicago, IL 60614	200,000
Children's Memorial Foundation	2300 Children's Plaza, Box 4 Chicago, IL 60614	10,000
Christ the King Jesuit College Preparatory School	5058 West Jackson Blvd. Chicago, IL 60644	5,000
Connections for Abused Women and their Children	1116 N. Kedzie, 5th Floor Chicago, IL 60651	7,500
Council on Foundations	2121 Crystal Drive, Suite 700 Arlington, VA 22202-3706	3,510
Court Appointed Special Advocates of Cook County	910 West Van Buren, #339 Chicago, IL 60607	7,500
The Cove School	350 Lee Road Northbrook, IL 60062-1521	10,000
The Cradle	2049 Ridge Avenue Evanston, IL 60201-2794	10,000
Cristo Rey Jesuit High School	1852 West 22nd Place Chicago, IL 60608	5,000



**The Siragusa Foundation**  
**Grants and Contributions Paid During the Year**  
**Form 990 PF, Part XV**  
**For the Year Ended December 31, 2009**  
**FEIN: 36-3100492**

<u>Organization</u>	<u>Address</u>	<u>Grant Amount</u>
Donors Forum	208 S. LaSalle, Suite 1540 Chicago, IL 60604	5,000
Donors Forum	208 S. LaSalle, Suite 1540 Chicago, IL 60604	2,918
Donors Forum	209 S. LaSalle, Suite 1540 Chicago, IL 60604	171
Elmhurst College	190 Prospect Avenue Elmhurst, IL 60126-3296	20,000
The Emergency Fund	651 W. Washington, Suite 504 Chicago, IL 60661	7,500
Exceptional Children's Foundation	8740 Washington Blvd Culver City, CA 90232	7,500
Executive Service Corps of Chicago	25 East Washington, Suite 1500 Chicago, IL 60602-1804	7,500
The Field Museum	1400 South Lake Shore Drive Chicago, IL 60605-2496	20,000
The Field Museum	1400 South Lake Shore Drive Chicago, IL 60605-2496	10,000
The Foundation Center	79 Fifth Avenue/16th Street New York, NY 10003-3076	1,500
Foundation for Hearing and Speech Rehabilitation	4541 North Ravenswood Avenue, Suite 303 Chicago, IL 60640	7,500
Friends of the Chicago River	28 East Jackson, Suite 1800 Chicago, IL 60604-2272	7,500
Girl Scouts of Greater Chicago and Northwest Indiana	222 South Riverside Plaza, Suite 2100 Chicago, IL 60606-5808	5,000
The Goodman Theatre	170 North Dearborn Street Chicago, IL 60601-3205	7,500
Greater Chicago Food Depository	4100 West Ann Lurie Place Chicago, IL 60632	10,000
The Hadley School for the Blind	700 Elm Street P. O. Box 299 Winnetka, IL 60093	7,500
The Happiness Club	c/o Wright College 4300 North Narragansett Avenue Chicago, IL 60634	3,000
HarborQuest, Inc.	14 E. Jackson Blvd., Suite 1210 Chicago, IL 60604	10,000
Harris Theater for Music and Dance	205 East Randolph Dr. Chicago, IL 60601	5,000
Healthy Schools Campaign	175 N. Franklin, Suite 300 Chicago, IL 60606	15,000

**The Siragusa Foundation**  
**Grants and Contributions Paid During the Year**  
**Form 990 PF, Part XV**  
**For the Year Ended December 31, 2009**  
**FEIN: 36-3100492**

<b><u>Organization</u></b>	<b><u>Address</u></b>	<b><u>Grant Amount</u></b>
	Main Office	
Hispanic Scholarship Fund	55 Second Street, Suite 1500 San Francisco, CA 94105	5,750
Holy Name Cathedral	730 North Wabash Avenue Chicago, IL 60611	10,000
The Hospice Foundation of Northeastern Illinois, Inc.	410 South Hager Avenue Barrington, IL 60010	5,000
Housing Opportunities and Maintenance for the Elderly	5414 B. West Roosevelt Rd. Chicago, IL 60644-1483	10,000
Howard Brown Health Center	4025 North Sheridan Road Chicago, IL 60613	10,000
Hubbard Street Dance Company	1147 West Jackson Boulevard Chicago, IL 60607-2905	7,500
Illinois Institute of Technology	3300 South Federal Street Chicago, IL 60616-3793	500
Illinois Wesleyan University	Post Office Box 2900 Bloomington, IL 61702-2900	20,000
Infant Welfare Society of Chicago	3600 West Fullerton Chicago, IL 60647	7,500
The Joffrey Ballet of Chicago	10 East Randolph Street Chicago, IL 60601	10,000
John G. Shedd Aquarium	1200 S. Lake Shore Drive Chicago, IL 60605	10,000
Junior Achievement of Chicago	651 West Washington Blvd., Suite 404 Chicago, IL 60661-2123	7,500
Juvenile Protective Association	1707 North Halsted Street Chicago, IL 60614	7,500
Keshet	617 Landwehr Rd Northbrook, IL 60062	7,500
Ladder Up	233 S. Wacker #9100 Chicago, IL 60606-6332	7,500
Lake Forest Country Day School	145 South Green Bay Road Lake Forest, IL 60045	5,000
Leap Learning Systems	8 South Michigan Avenue, Suite 812 Chicago, IL 60603	7,500
Les Turner ALS Foundation, Ltd.	5550 W. Touhy Avenue, Suite 302 Skokie, IL 60077	5,000
Lincoln Park Zoo	2001 North Clark Street Chicago, IL 60614	10,000
Lincoln Park Zoo	2001 North Clark Street Chicago, IL 60614	20,000
Literature for All of Us	2010 Dewey Avenue, 2nd Floor Evanston, IL 60201	2,500
Little Brothers Friends of the Elderly	355 North Ashland Avenue Chicago, IL 60607-1019	5,000

**The Siragusa Foundation**  
**Grants and Contributions Paid During the Year**  
**Form 990 PF, Part XV**  
**For the Year Ended December 31, 2009**  
**FEIN: 36-3100492**

<b><u>Organization</u></b>	<b><u>Address</u></b>	<b><u>Grant Amount</u></b>
Little Sisters of the Poor	2325 North Lakewood Avenue Chicago, IL 60614-3193	5,000
Lookingglass Theater Company	875 N. Michigan Ave., Suite 2200 Chicago, IL 60611	5,000
Los Angeles Hillel Council	6505 Wilshire Blvd., Suite 450 Los Angeles, CA 90048-4906	7,500
Loyola Academy	1100 Laramie Avenue Wilmette, IL 60091-1089	10,000
Loyola University Chicago	Water Tower Campus 820 North Michigan Avenue Chicago, IL 60611	15,000
Lyric Opera of Chicago	20 North Wacker Drive Chicago, IL 60606	10,000
Marillac Social Center	212 South Francisco Street Chicago, IL 60612	7,500
Mayo Foundation	200 First Street SW Rochester, MN 55905	25,000
Mercy Home for Boys & Girls	1140 W. Jackson Boulevard Chicago, IL 60607	7,500
Mercy Housing Lakefront	120 S. LaSalle, Suite 1850 Chicago, IL 60603	15,000
Mercy Housing Lakefront	120 S. LaSalle, Suite 1850 Chicago, IL 60603	7,500
Merit School of Music	Joy Faith Knapp Music Center 38 South Peoria Chicago, IL 60607	10,000
Merit School of Music	Joy Faith Knapp Music Center 38 South Peoria Chicago, IL 60607	500
Midtown Educational Foundation	718 South Loomis Street Chicago, IL 60607	7,500
Midwest Palliative & Hospice CareCenter	2050 Claire Court Glenview, IL 60025	1,000
Miss Hall's School	492 Holmes Road Pittsfield, MA 01202-1166	5,000
Morehouse School of Medicine	720 Westview Drive, S.W. Atlanta, GA 30310-1495	20,000
Museum of Contemporary Art	220 E. Chicago Avenue Chicago, IL 60611	7,500
Museum of Science and Industry	57th Street and Lake Shore Dr. Chicago, IL 60637-2093	20,000
Music Institute of Chicago	517 Green Bay Road Wilmette, IL 60091	5,000
National Center for Family Philanthropy	1101 Connecticut Avenue, NW, Suite 220 Washington, DC 20036	750

**The Siragusa Foundation**  
**Grants and Contributions Paid During the Year**  
**Form 990 PF, Part XV**  
**For the Year Ended December 31, 2009**  
**FEIN: 36-3100492**

<b><u>Organization</u></b>	<b><u>Address</u></b>	<b><u>Grant Amount</u></b>
National Fatherhood Initiative	20410 Observation Dr., Suite 107 Germantown, MD 20876	7,500
Neighborhood Writing Alliance	1313 East 60th Street, Suite 238 Chicago, Ill 60637	5,000
Neumann Association	5547 North Ravenswood Street Chicago, IL 60640-1199	7,500
The Newberry Library	60 West Walton Street Chicago, IL 60610-3380	15,000
The Night Ministry	4711 North Ravenswood Avenue Chicago, IL 60640-4407	7,500
The Northwestern Memorial Foundation	676 North St. Clair, Suite 2050 Chicago, IL 60611	32,000
Northwestern University	Office of Foundation Relations 2020 Ridge Ave Evanston, IL 60208	20,000
Northwestern University Feinberg School of Medicine	2020 Ridge Avenue Evanston, IL 60208-4307	10,000
Openlands	25 East Washington Street, Suite 1650 Chicago, Ill 60602-1708	7,500
Openlands	26 East Washington Street, Suite 1650 Chicago, Ill 60602-1708	64
PADS Crisis Services, Inc.	3001 Green Bay Road, Building #5 North Chicago, IL 60064	5,000
The Pro Bono Center for Disability and Elder Law	79 W. Monroe St., Ste 919 Chicago, IL 60603	5,000
Project Exploration	950 East 61st Street Chicago, IL 60637	7,500
Rehabilitation Institute of Chicago	345 East Superior Street, Suite 0-814 Chicago, IL 60611	16,667
The Renaissance Society	5811 South Ellis Avenue Chicago, Ill 60637	5,000
Respiratory Health Association of Metropolitan Chicago	1440 W. Washington Blvd. Chicago, IL 60607-1878	250
Resurrection Development Foundation	150 N. River Rd. Suite 210 Des Plaines, IL 60016-1272	10,000
Roosevelt University	Office of Institutional Advancement 430 South Michigan Avenue, 827 Chicago, IL 60605-1394	20,000
Rush University College of Nursing	600 South Paulina St., Suite 440 Chicago, IL 60612	10,000
Sacramento Country Day School	2636 Latham Drive Sacramento, CA 95864	5,000
Sacred Heart Schools	6250 N. Sheridan Road Chicago, IL 60660-1799	750

**The Siragusa Foundation**  
**Grants and Contributions Paid During the Year**  
**Form 990 PF, Part XV**  
**For the Year Ended December 31, 2009**  
**FEIN: 36-3100492**

<u>Organization</u>	<u>Address</u>	<u>Grant Amount</u>
A Safe Haven Foundation	2750 West Roosevelt Road Chicago, IL 60608	7,500
The Salvation Army	5040 N. Pulaski Road Chicago, IL 60630-2788	7,500
The Salvation Army	5040 N. Pulaski Road Chicago, IL 60630-2788	1,000
The School of the Art Institute of Chicago	37 South Wabash Avenue Chicago, IL 60603	20,000
SHORE Community Services, Inc.	4232 Dempster Street Skokie, IL 60076	10,000
Silk Road Theatre Project	680 S. Federal Street, Suite 301 Chicago, IL 60605	5,000
Sit Stay Read!	3425 N. Milwaukee Ave Chicago, IL 60641	2,000
SOS Outreach	P.O. Box 2020 Avon, CO 81620	6,500
St. Ignatius College Prep	1076 West Roosevelt Road Chicago, IL 60608-1594	10,000
Steppenwolf Theatre Company	758 W. North Ave., 4th Floor Chicago, IL 60610	7,500
Sunlight African Community Center	4554 N Broadway, Suite 226 Chicago, IL 60640	5,000
Teach for America	300 West Adams St., Suite 1000 Chicago, IL 60606	15,000
The Trust for Public Land	Chicago Field Office 120 South LaSalle St., #2000 Chicago, IL 60603	7,500
Tuesday's Child	4028 West Irving Park Road Chicago, IL 60641	10,000
Tulane University Newcomb College Institute	43 Newcomb Place New Orleans, LA 70118	5,000
Umoja Student Development Corporation	2935 W Polk, Rm 116 Chicago, IL 60612	10,000
The United Negro College Fund	105 W. Adams Street, Suite 2400 Chicago, IL 60603	20,000
United Service Organizations of Illinois, Inc.	333 S. Wabash Ave., 16th Floor Chicago, IL 60604	7,000
The University of Chicago	5801 South Ellis Avenue Chicago, IL 60637	20,000
Vital Bridges	Resource Development 5543 N. Broadway Ave. Chicago, IL 60640	7,500
The Wetlands Initiative	53 West Jackson Boulevard, ste 1015 Chicago, IL 60604-3703	7,500

**The Siragusa Foundation**  
**Grants and Contributions Paid During the Year**  
**Form 990 PF, Part XV**  
**For the Year Ended December 31, 2009**  
**FEIN: 36-3100492**

<u><b>Organization</b></u>	<u><b>Address</b></u>	<u><b>Grant Amount</b></u>
The Wetlands Initiative	53 West Jackson Boulevard, ste 1015 Chicago, IL 60604-3703	15,000
Windy City Harvest	2750 West Roosevelt Road Chicago, IL 60608	10,000
Woodlands Academy of the Sacred Heart	760 East Westleigh Road Lake Forest, IL 60045-3298	10,000
Yale University	Office of Development PO Box 2038 New Haven, CT 06521-2038	20,000
YMCA of Metropolitan Chicago	801 North Dearborn Chicago, IL 60610	7,500
<b>Total 2009 Grants with out Matching Gifts</b>		<u><u><b>\$ 1,517,495</b></u></u>

**The Siragusa Foundation**  
**2010 Grants Approved for Future Payment**  
**Form 990 PF, Part XV**  
**For the Year Ended December 31, 2009**  
**FEIN: 36-3100492**

<b><u>Organization</u></b>	<b><u>Address</u></b>	<b><u>Grant Amount</u></b>
Adler Planetarium & Astronomy Museum	1300 South Lake Shore Drive Chicago, IL 60605	7,500
Adler Planetarium & Astronomy Museum	1300 South Lake Shore Drive Chicago, IL 60605	20,000
AIDS Foundation of Chicago	200 W. Jackson, Suite 2200 Chicago, IL 60606	5,000
Alliance for the Great Lakes	17 N. State Street, Suite 1390 Chicago, IL 60602	7,500
Alzheimer's Association, Inc.	8430 West Bryn Mawr, Ste. 800 Chicago, IL 60631	2,500
American Brain Tumor Association	2720 River Road, Ste 146 Des Plaines, IL 60018	5,000
American Indian College Fund	8333 Greenwood Blvd. Denver, CO 80221-4488	15,000
The Art Institute of Chicago	111 South Michigan Avenue Chicago, IL 60603-6404	20,000
The Art Institute of Chicago	111 South Michigan Avenue Chicago, IL 60603-6404	7,500
Art Resources in Teaching	11 East Adams, Suite 1600 Chicago, IL 60603	5,000
Arthritis Foundation, Greater Chicago Chapter	29 East Madison, Suite 500 Chicago, IL 60602	1,500
Arts & Business Council of Chicago	70 East Lake, Suite 1200 Chicago, IL 60601-5907	5,000
The Associated Colleges of Illinois	20 North Wacker Drive, Suite 1456 Chicago, IL 60606-3103	10,000
Association of Small Foundations	1720 N Street, NW Washington,, DC 20036	2,500
The Big Shoulders Fund	309 W. Washington, Suite 550 Chicago, IL 60606	5,000
Boys & Girls Clubs of Chicago	550 W. Van Buren Street, Suite 350 Chicago, IL 60620	5,000
Boys Hope Girls Hope	1100 N. Laramie Avenue Wilmette, IL 60091	7,500
Breakthrough Sacramento	2636 Latham Drive Sacramento, CA 95864	10,000
BUILD	1223 North Milwaukee Avenue Chicago, IL 60622	5,000
Cabrini Connections	800 West Huron Chicago, IL 60642	5,000
Career Resource Center, Inc.	40 East Old Mill Road, Suite 105 Lake Forest, Ill 60045	5,000
Catholic Theological Union	5401 S. Cornell Avenue Chicago, IL 60615-5698	5,000
Chatham Hall	800 Chatham Hall Circle Chatham, VA 24531-3085	5,000

**The Siragusa Foundation**  
**2010 Grants Approved for Future Payment**  
**Form 990 PF, Part XV**  
**For the Year Ended December 31, 2009**  
**FEIN: 36-3100492**

<b><u>Organization</u></b>	<b><u>Address</u></b>	<b><u>Grant Amount</u></b>
Chicago Botanic Garden	1000 Lake Cook Road Glencoe, IL 60022	10,000
The Chicago Lighthouse	1850 West Roosevelt Road Chicago, IL 60608-1298	5,000
Chicago Opera Theater	70 East Lake Street, Suite 815 Chicago, IL 60601	5,000
Chicago Shakespeare Theater	800 East Grand Avenue on Navy Pier Chicago, IL 60611	5,000
Chicago Symphony Orchestra	220 South Michigan Avenue Chicago, IL 60604	5,000
Chicago Volunteer Legal Services Foundation	100 N. LaSalle Street, Suite 900 Chicago, IL 60602	5,000
Chicago Women in Philanthropy	216 W. Jackson Blvd., Suite 625 Chicago, IL 60606	500
Children's Home & Aid Society of Illinois	125 South Wacker Drive, 14th Floor Chicago, IL 60606	5,000
Children's Memorial Foundation	2300 Children's Plaza, Box 4 Chicago, IL 60614	7,500
Children's Memorial Foundation	2300 Children's Plaza, Box 4 Chicago, IL 60614	200,000
Christ the King Jesuit College Preparatory School	5058 West Jackson Blvd. Chicago, IL 60644	5,000
Connections for Abused Women and their Children	1116 N. Kedzie, 5th Floor Chicago, IL 60651	7,500
Court Appointed Special Advocates of Cook County	910 West Van Buren, #339 Chicago, IL 60607	5,000
The Cove School	350 Lee Road Northbrook, IL 60062-1521	7,500
The Cradle	2049 Ridge Avenue Evanston, IL 60201-2794	10,000
Cristo Rey Jesuit High School	1852 West 22nd Place Chicago, IL 60608	5,000
Donors Forum	208 S. LaSalle, Suite 1540 Chicago, IL 60604	3,500
Donors Forum	208 S. LaSalle, Suite 1540 Chicago, IL 60604	2,918
Elmhurst College	190 Prospect Avenue Elmhurst, IL 60126-3296	20,000
The Emergency Fund	651 W. Washington, Suite 504 Chicago, IL 60661	7,500
Exceptional Children's Foundation	8740 Washington Blvd Culver City, CA 90232	7,500
Executive Service Corps of Chicago	25 East Washington, Suite 1500 Chicago, IL 60602-1804	5,000
The Field Museum	1400 South Lake Shore Drive Chicago, IL 60605-2496	7,500



**The Siragusa Foundation**  
**2010 Grants Approved for Future Payment**  
**Form 990 PF, Part XV**  
**For the Year Ended December 31, 2009**  
**FEIN: 36-3100492**

<b><u>Organization</u></b>	<b><u>Address</u></b>	<b><u>Grant Amount</u></b>
The Field Museum	1400 South Lake Shore Drive Chicago, IL 60605-2496	20,000
Foundation for Hearing and Speech Rehabilitation	4541 North Ravenswood Avenue, Suite 303 Chicago, IL 60640	5,000
Friends of the Chicago River	28 East Jackson, Suite 1800 Chicago, IL 60604-2272	7,500
The Goodman Theatre	170 North Dearborn Street Chicago, IL 60601-3205	5,000
Greater Chicago Food Depository	4100 West Ann Lurie Place Chicago, IL 60632	10,000
The Hadley School for the Blind	700 Elm Street P. O. Box 299 Winnetka, IL 60093	5,000
HarborQuest, Inc.	14 E. Jackson Blvd., Suite 1210 Chicago, IL 60604	7,500
Harris Theater for Music and Dance	205 East Randolph Dr. Chicago, IL 60601	5,000
Healthy Schools Campaign	175 N. Franklin, Suite 300 Chicago, IL 60606	15,000
Hispanic Scholarship Fund	Main Office 55 Second Street, Suite 1500 San Francisco, CA 94105	5,750
Holy Name Cathedral	730 North Wabash Avenue Chicago, IL 60611	7,500
The Hospice Foundation of Northeastern Illinois, Inc.	410 South Hager Avenue Barrington, IL 60010	2,500
Housing Opportunities and Maintenance for the Elderly	5414 B. West Roosevelt Rd. Chicago, IL 60644-1483	7,500
Howard Brown Health Center	4025 North Sheridan Road Chicago, IL 60613	5,000
Hubbard Street Dance Company	1147 West Jackson Boulevard Chicago, IL 60607-2905	7,500
Illinois Wesleyan University	Post Office Box 2900 Bloomington, IL 61702-2900	20,000
Infant Welfare Society of Chicago	3600 West Fullerton Chicago, IL 60647	5,000
The Joffrey Ballet of Chicago	10 East Randolph Street Chicago, IL 60601	7,500
John G. Shedd Aquarium	1200 S. Lake Shore Drive Chicago, IL 60605	20,000
John G. Shedd Aquarium	1200 S. Lake Shore Drive Chicago, IL 60605	7,500
Juvenile Protective Association	1707 North Halsted Street Chicago, IL 60614	5,000
Keshet	617 Landwehr Rd Northbrook, IL 60062	5,000

**The Siragusa Foundation  
2010 Grants Approved for Future Payment  
Form 990 PF, Part XV  
For the Year Ended December 31, 2009  
FEIN: 36-3100492**

<u>Organization</u>	<u>Address</u>	<u>Grant Amount</u>
Ladder Up	233 S. Wacker #9100 Chicago, IL 60606-6332	5,000
Lake Forest Country Day School	145 South Green Bay Road Lake Forest, IL 60045	5,000
Leap Learning Systems	8 South Michigan Avenue, Suite 812 Chicago, IL 60603	5,000
Les Turner ALS Foundation, Ltd.	5550 W. Touhy Avenue, Suite 302 Skokie, IL 60077	5,000
Lincoln Park Zoo	2001 North Clark Street Chicago, IL 60614	20,000
Lincoln Park Zoo	2001 North Clark Street Chicago, IL 60614	7,500
Literature for All of Us	2010 Dewey Avenue, 2nd Floor Evanston, IL 60201	2,500
Little Brothers Friends of the Elderly	355 North Ashland Avenue Chicago, IL 60607-1019	5,000
Little Sisters of the Poor	2325 North Lakewood Avenue Chicago, IL 60614-3193	5,000
Lookingglass Theater Company	875 N. Michigan Ave., Suite 2200 Chicago, IL 60611	5,000
Loyola Academy	1100 Laramie Avenue Wilmette, IL 60091-1089	10,000
Loyola University Chicago	Water Tower Campus 820 North Michigan Avenue Chicago, IL 60611	15,000
Lyric Opera of Chicago	20 North Wacker Drive Chicago, IL 60606	7,500
Marillac Social Center	212 South Francisco Street Chicago, IL 60612	5,000
Mayo Foundation	200 First Street SW Rochester, MN 55905	15,000
Mercy Home for Boys & Girls	1140 W. Jackson Boulevard Chicago, IL 60607	5,000
Mercy Housing Lakefront	120 S. LaSalle, Suite 1850 Chicago, IL 60603	5,000
Merit School of Music	Joy Faith Knapp Music Center 38 South Peoria Chicago, IL 60607	7,500
Midtown Educational Foundation	718 South Loomis Street Chicago, IL 60607	5,000
Miss Hall's School	492 Holmes Road Pittsfield, MA 01202-1166	5,000
Morehouse School of Medicine	720 Westview Drive, S.W. Atlanta, GA 30310-1495	20,000
Museum of Contemporary Art	220 E. Chicago Avenue Chicago, IL 60611	5,000

**The Siragusa Foundation**  
**2010 Grants Approved for Future Payment**  
**Form 990 PF, Part XV**  
**For the Year Ended December 31, 2009**  
**FEIN: 36-3100492**

<b><u>Organization</u></b>	<b><u>Address</u></b>	<b><u>Grant Amount</u></b>
Museum of Science and Industry	57th Street and Lake Shore Dr. Chicago, IL 60637-2093	20,000
Music Institute of Chicago	517 Green Bay Road Wilmette, IL 60091	5,000
National Center for Family Philanthropy	1101 Connecticut Avenue, NW, Suite 220 Washington, DC 20036	750
National Fatherhood Initiative	20410 Observation Dr., Suite 107 Germantown, MD 20876	7,500
Neighborhood Writing Alliance	1313 East 60th Street, Suite 238 Chicago, Ill 60637	5,000
Neumann Association	5547 North Ravenswood Street Chicago, IL 60640-1199	5,000
The Newberry Library	60 West Walton Street Chicago, IL 60610-3380	10,000
The Night Ministry	4711 North Ravenswood Avenue Chicago, IL 60640-4407	5,000
The Northwestern Memorial Foundation	676 North St. Clair, Suite 2050 Chicago, IL 60611	32,000
Northwestern University	Office of Foundation Relations 2020 Ridge Ave Evanston, IL 60208	20,000
Northwestern University Feinberg School of Medicine	2020 Ridge Avenue Evanston, IL 60208-4307	5,000
Northwestern University Settlement	1400 W Augusta Blvd Chicago, IL 60642-3939	5,000
Openlands	25 East Washington Street, Suite 1650 Chicago, Ill 60602-1708	7,500
The Pro Bono Center for Disability and Elder Law	79 W. Monroe St., Ste 919 Chicago, IL 60603	5,000
Project Exploration	950 East 61st Street Chicago, IL 60637	5,000
Rehabilitation Institute of Chicago	345 East Superior Street, Suite 0-814 Chicago, IL 60611	16,667
The Renaissance Society	5811 South Ellis Avenue Chicago, Ill 60637	5,000
Resurrection Development Foundation	150 N. River Rd. Suite 210 Des Plaines, IL 60016-1272	7,500
Roosevelt University	Office of Institutional Advancement 430 South Michigan Avenue, 827 Chicago, IL 60605-1394	20,000
Rush University College of Nursing	600 South Paulina St., Suite 440 Chicago, IL 60612	10,000
Sacred Heart Schools	6250 N. Sheridan Road Chicago, IL 60660-1799	750
A Safe Haven Foundation	2750 West Roosevelt Road Chicago, IL 60608	5,000

**The Siragusa Foundation**  
**2010 Grants Approved for Future Payment**  
**Form 990 PF, Part XV**  
**For the Year Ended December 31, 2009**  
**FEIN: 36-3100492**

<u>Organization</u>	<u>Address</u>	<u>Grant Amount</u>
The Salvation Army	5040 N. Pulaski Road Chicago, IL 60630-2788	7,500
The School of the Art Institute of Chicago	37 South Wabash Avenue Chicago, IL 60603	20,000
SHORE Community Services, Inc.	4232 Dempster Street Skokie, IL 60076	7,500
Silk Road Theatre Project	680 S. Federal Street, Suite 301 Chicago, IL 60605	5,000
Sit Stay Read!	3425 N. Milwaukee Ave Chicago, IL 60641	2,000
St. Ignatius College Prep	1076 West Roosevelt Road Chicago, IL 60608-1594	10,000
Steppenwolf Theatre Company	758 W. North Ave., 4th Floor Chicago, IL 60610	7,500
Sunlight African Community Center	4554 N Broadway, Suite 226 Chicago, IL 60640	5,000
Teach for America	300 West Adams St., Suite 1000 Chicago, IL 60606	7,500
The Trust for Public Land	Chicago Field Office 120 South LaSalle St., #2000 Chicago, IL 60603	7,500
Tuesday's Child	4028 West Irving Park Road Chicago, IL 60641	7,500
Tulane University Newcomb College Institute	43 Newcomb Place New Orleans, LA 70118	2,500
Umoja Student Development Corporation	2935 W Polk, Rm 116 Chicago, IL 60612	7,500
The United Negro College Fund	105 W. Adams Street, Suite 2400 Chicago, IL 60603	20,000
United Service Organizations of Illinois, Inc.	333 S. Wabash Ave., 16th Floor Chicago, IL 60604	5,000
The University of Chicago	5801 South Ellis Avenue Chicago, IL 60637	20,000
Vital Bridges	Resource Development 5543 N. Broadway Ave. Chicago, IL 60640	5,000
The Wetlands Initiative	53 West Jackson Boulevard, ste 1015 Chicago, IL 60604-3703	7,500
Woodlands Academy of the Sacred Heart	760 East Westleigh Road Lake Forest, IL 60045-3298	10,000
Yale University	Office of Development PO Box 2038 New Haven, CT 06521-2038	20,000
YMCA of Metropolitan Chicago	801 North Dearborn Chicago, IL 60610	5,000

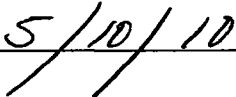
**2010 Grants Approved for Future Payments**

**\$ 1,256,335**

The Siragusa Foundation  
Amendment to Bylaws  
For Year Ended December 31, 2009  
FEIN 36-4376705

The Foundation amended Article IV, Section 4.14 of its bylaws on November 14, 2009. I certify that the attached copy of the bylaws is a complete and accurate copy of the original and all its amendments.

  
Irene Phelps, President

  
Date

AMENDED AND RESTATED  
BY-LAWS  
OF  
THE SIRAGUSA FOUNDATION  
AS OF  
NOVEMBER 14, 2009  
ARTICLE I  
GENERAL PURPOSES

Section 1.1.      General Purposes. Pursuant to the purposes for which the Corporation has been organized as set forth in its Articles of Incorporation, the Corporation shall at all times be operated exclusively for the support and benefit of charitable organizations described under Section 170(c) of the Internal Revenue Code of 1986, or the corresponding provisions of any subsequent federal tax law, and only to the extent and in such manner that such purposes constitute exclusively charitable, educational, scientific, literary and religious purposes within the meaning of Section 501(c)(3) and also Sections 170(c)(2)(B) and 2522(a)(2) of the Internal Revenue Code. The Corporation shall receive, hold, invest and administer property and make expenditures from the income or principal thereof to or for the use of such organizations for their support and benefit and shall assist in carrying out the purposes for which such organizations are created, as nearly as practicable to encourage and support the charitable activities of those organizations which improve social conditions and cultural development in the United States or elsewhere; promote peace and international understanding; increase and propagate knowledge through educational, scientific, or literary endeavors in secondary, college and professional

schools or otherwise; provide for the special needs of children, the elderly, or the disabled; maintain and improve the quality and availability of health care and health care delivery; and achieve other charitable purposes which the Corporation from time to time recognizes as especially worthy of its support given current social, cultural and economic conditions. In choosing among potential beneficiaries, the Corporation should prefer organizations with strong records of prior accomplishments and a responsible, effective management that portend their continuation as effective charitable institutions. The Corporation should encourage excellence in the development, administration and management of the activities of charitable organizations and support, in particular, imaginative and thoughtful charitable programs. Notwithstanding the foregoing, no substantial part of the activities of the Corporation shall be carrying on propaganda, or otherwise attempting to influence legislation, and the Corporation shall not participate in, or intervene in (including the publishing or distributing of statements), any political campaign on behalf of any candidate for public office.

## ARTICLE II

### REGISTERED OFFICE AND AGENT, BOOKS AND RECORDS

Section 2.1.      Registered Office and Agent. The Corporation shall have and continuously maintain a registered office and agent in the State of Illinois in accordance with the requirements of the General Not for Profit Corporation Act of the State of Illinois ("Act"). The Corporation may have such other offices, in the State of Illinois or elsewhere, as the Board of Directors of the Corporation shall from time to time determine.

Section 2.2.      Books and Records.    The books and records of the Corporation shall be kept at its registered office or at such other place or places as the Board of Directors shall from time to time determine.

### ARTICLE III

#### MEMBERS

The Corporation shall have no members of any class or kind.

### ARTICLE IV

#### DIRECTORS

Section 4.1.      General Powers.    Except as otherwise expressly provided by law, the Board of Directors (hereinafter sometimes called the "Board") shall be the governing body of the Corporation and shall have exclusive responsibility for the determination of policy for the Corporation and its implementation. The Board shall be ultimately responsible for managing the property and affairs of the Corporation, exercising all the powers, rights and privileges of the Corporation and doing all acts and things which may be done by the Corporation. The Board shall, however, appoint officers to oversee the administration of the activities of the Corporation.

Section 4.2.      Number and Qualifications.    The Board of Directors shall consist of no more than twelve, and no less than eight, directors. Directors need not be residents of Illinois prior to election. In addition, if the President of the Foundation has not been elected or appointed as a director pursuant to Section 4.5 of these bylaws, the President of the Foundation shall be a member, *ex officio*, with voting privileges, of the Board of Directors, during such time that such person holds the office of President. Moreover, the number of directors who do not represent a branch of the Siragusa Family shall not exceed four.



Section 4.3.      Compensation.      The Board shall determine the compensation, if any, to be paid to directors for their service as directors. Directors shall be entitled to reimbursement for out-of-pocket expenses reasonably incurred in the discharge of their duties as directors.

Section 4.4.      Resignation.      Any director may resign by written notice delivered to the Board of Directors.

Section 4.5.      Vacancies.

A.      There are four branches of the Siragusa Family, one branch for each of the four children of Ross D. Siragusa. The branches of the Siragusa Family are as follows:

Branch

1. Ross D. Siragusa, Jr.
2. John R. Siragusa
3. Richard D. Siragusa
4. Mary Irene S. Hicks

For purposes of these By-laws, each branch of the Siragusa Family designated above will be described herein singularly as a “branch of the Siragusa Family” and in the plural as “branches of the Siragusa Family.”

B.      Each branch of the Siragusa Family shall be entitled to have two directors on the Board. Each child of Ross D. Siragusa living at the time these By-laws are adopted may appoint two directors (including himself) to represent such child’s branch of the Siragusa Family by an instrument signed and acknowledged by that child and delivered to the secretary of the Corporation. If a director representing a branch of the Siragusa Family ceases to act as a director for any reason, the child who appointed the director may appoint a successor by an instrument signed and acknowledged by that child and delivered to the secretary of the

Corporation. Any appointment under this subparagraph may be revoked at any time before it shall have become effective by an instrument of revocation signed and acknowledged by the child who made such appointment and delivered to the secretary of the Corporation.

C. After the death of a child of Ross D. Siragusa, each director representing such child's branch of the Siragusa Family may, by an instrument signed and acknowledged by him or her as a director of the Corporation and delivered to the secretary of the Corporation, appoint an individual to succeed him or her as a director of the Corporation, and such appointment shall take effect on the earlier to occur of the death, resignation, expiration of the term of office or removal of the director making the appointment. If a director representing a branch of the Siragusa Family fails to appoint an individual to succeed him or her, the successor shall be chosen by the remaining director representing that same branch of the Siragusa Family, if any, or, if none, a director to represent that branch of the Siragusa Family shall be chosen by vote of the Board of Directors at any regular or special meeting held in accordance with Section 4.7 of this Article, or by action of the remaining directors taken pursuant to Section 4.11 of this Article in lieu of such a meeting.

D. A vacancy in the Board occurring by reason of death, resignation, expiration of the term of office or removal of a director who does not represent a branch of the Siragusa Family shall be filled, if at all, by vote of the Board of Directors at any regular or special meeting held in accordance with Section 4.7 of this Article, or by action of the remaining directors taken pursuant to Section 4.11 of this Article in lieu of such a meeting.

Section 4.6.      Term of Office. The following provisions shall apply to the term of office of a director:

A. A director shall serve until death, resignation, or removal, except that for any director elected or appointed after May 1, 1997, such director's term of office will expire upon such director reaching the age of seventy-five years.

B. Moreover, and in addition to the provisions of paragraph A of this Section, with respect to any director appointed or elected as a director of the Foundation after May 1, 1997, beginning as of January 1, 2003, each director shall serve for a term of three years. Each director, upon the completion of his or her term, may, but need not, be reappointed or reelected to one or more consecutive terms without limitation.

C. After the death of a child of Ross D. Siragusa, a director representing the branch of the Siragusa Family of that deceased child who is subject to the provisions of paragraph B of this Section may reappoint himself or herself to one or more successive terms as a director, without limitation, subject to the provisions of paragraph A of this Section.

D. In order to stagger the terms of office of the directors covered by paragraph B of this Section, the directors of the Foundation shall be divided into three classes. The number of directors in each class shall be as nearly equal as possible, as determined from time to time by a duly adopted resolution of the Board. The initial term of office of the first class of directors shall be one year, that of the second class of directors shall be two years; and that of the third class of directors shall be three years; provided, however, that no director's term shall expire until his or her successor has been elected and has qualified. At each annual meeting commencing with the expiration of the terms of the first class of director, the number of directors to be elected or appointed (as the case may be) shall equal the number of the class of directors

whose terms expire at the time of the meeting, and those newly elected directors shall hold office for three years, or if later, until his or her successor has been elected and has qualified.

Section 4.7.      Meetings. Regular meetings of the Board of Directors shall be held on the fourth Saturday of April and the second Saturday of November of each year. Regular meetings of the Board shall be held at 11 a.m. at the registered office of the Corporation without other notice than these By-laws or at such other place in the State of Illinois or elsewhere or at such other time as may be directed by the chairman of the board in a written notice given in the manner required by Section 4.8 of this Article. Failure to hold a regular meeting at the designated time and place shall not work a forfeiture or dissolution of the Corporation. Special meetings of the Board may be called at any time by the chairman of the board, the president, or any three directors. The place of such meeting shall be the registered office of the Corporation or such other place as may be designated by the person or persons calling the meeting.

Section 4.8.      Notice. Except with respect to regular meetings held at 11 a.m. at the registered office of the Corporation on the fourth Saturday of April and the second Saturday of November, notice of the time and place but not of the purpose of any meeting of the Board shall be given to each director at least five days in advance of the meeting. Notice of a meeting of the Board may be waived by writing filed with the secretary of the Corporation or by attendance at the meeting in person unless a director attends a meeting for the express purpose of objecting to the transaction of any business because the meeting is not lawfully called or convened. Neither the business to be transacted at, nor the purpose of, any meeting need be specified in the

notice or waiver of notice of such meeting, unless specifically required by law or these By-laws.

Section 4.9.      Quorum. At each meeting of the Board of Directors the presence of at least one-half of the authorized number of directors shall constitute a quorum for the transaction of business, including the filling of a Board vacancy pursuant to Section 4.5 of this Article. Any act approved by a majority of the directors present at a meeting at which a quorum exists shall be an act of the Board. If a quorum is not present at a meeting of the Board, a majority of the directors present may adjourn the meeting from time to time without further notice.

Section 4.10.      Organization. At meetings of the Board one of the following officers of the Corporation, in the order listed, if present and willing to serve, shall act as chairman, namely:

- (1) The chairman of the board.
- (2) The vice chairman of the board.
- (3) The president.

In the absence of all of the foregoing a person chosen by a majority vote of the directors present at the meeting shall act as chairman. The secretary or, in the absence of the secretary, a person appointed by the chairman of the meeting, shall act as secretary of the meeting. The chairman of the meeting shall, without relinquishing the chairmanship, have full power, without appeal, of discussion and right to vote in respect of any matter before the meeting.

Section 4.11.      Informal Action by Directors. Any action required to be taken at a meeting of the Board of Directors, or any other action which may be taken at a meeting of the Board of Directors or the executive committee thereof, may be

taken without a meeting if a consent in writing, setting forth the action so taken, shall be signed by all of the directors entitled to vote with respect to the subject matter thereof, or by all of the members of such committee, as the case may be.

Section 4.12.      Presumption of Assent. A director of the Corporation who is present at a meeting of the Board of Directors at which action on any corporate matter is taken shall be conclusively presumed to have assented to the action taken unless his dissent shall be entered in the minutes of the meeting or unless he shall file his written dissent to such action with the person acting as the secretary of the meeting before the adjournment thereof or shall forward such dissent by registered mail to the secretary of the Corporation immediately after the adjournment of the meeting. Such right to dissent shall not apply to a director who voted in favor of such action.

Section 4.13.      Director Emeritus. The Board may, from time to time, in recognition of the contributions of an individual to the Foundation or for such other reasons as the Board deems appropriate, elect that individual to be a Director Emeritus of the Corporation. A Director Emeritus shall serve only in an honorary capacity and shall have no duties or responsibilities pursuant to these by laws or otherwise with respect to the Corporation.

Section 4.14      Fourth Generation Director. The Board shall elect one member from among the great grandchildren of Ross D. Siragusa as a director. Each Fourth Generation Director shall be subject to a one year term with an option to a second one year term upon the conclusion of the first one year term upon a vote of the Board of Directors and shall be counted as one of the four directors who do not

represent a branch of the Siragusa Family. No Fourth Generation Director shall serve more than two consecutive one year terms.

## ARTICLE V

### OFFICERS

Section 5.1.      Designation. The officers of the Corporation shall be a chairman of the board, a president, an executive director, a secretary, and a treasurer, and such vice presidents, assistant secretaries and assistant treasurers as may be elected by the Board of Directors. The Board of Directors may also elect a vice chairman of the board. Any two offices may be held by the same person except the offices of president, executive director, and secretary. The chairman of the board and the vice chairman of the board must be chosen from the members of the Board of Directors then in office and persons elected to either such office may hold such office only so long as he or she remains a director of the Corporation.

Section 5.2.      Term of Office and Removal. Officers of the Corporation shall be elected by the Board of Directors. The officers elected by the Board shall serve a term of 3 years or until their respective successors are elected and qualified unless their service is sooner terminated by death, resignation or removal, or, in the case of the chairman of the board and the vice chairman of the board, until the person in such office ceases to be a director of the Corporation. Any officer may be removed by the Board at any time with or without cause, whenever the Board believes the best interest of the Corporation would be served thereby. Any such removal shall be without prejudice to the contract rights, if any, of the person so removed, but election to office shall not of itself create any contract rights.

Section 5.3.      Vacancies. A vacancy in any office, however arising, shall be filled for the unexpired portion of the term in the same manner as provided for election to the office.

Section 5.4.      Control by Board of Directors. The powers and duties of officers of the Corporation as prescribed by this Article or elsewhere in these By-laws are subject to alteration or suspension by the Board, in specific instances or for specific purposes, as set forth in the resolution effecting such alteration or suspension.

Section 5.5.      Compensation. The compensation of all officers shall be fixed by the Board.

Section 5.6.      Bonds. The Board of Directors may require persons serving as officers, agents or employees of the Corporation to give bond to the Corporation, in such form and amount and with such surety as the Board may determine, conditioned upon the faithful performance of their duties and upon the restoration to the Corporation when their service terminates of all books, records, money and other things in their possession or control belonging to the Corporation. The cost of procuring such bonds shall be borne by the Corporation.

Section 5.7.      Employment Contracts. Every employment for personal services to be rendered to the Corporation shall be at the pleasure of the Corporation unless the employment is for a specified term and pursuant to a written contract authorized or ratified by the Board of Directors or approved and signed on behalf of the Corporation by the president.

Section 5.8.      Chairman and Vice Chairman of the Board. In addition to the duty of presiding at meetings of the Board of Directors as provided elsewhere in



these By-laws, the chairman of the board shall have such power and other duties as may be assigned to him from time to time by resolution of the Board. The vice chairman shall assume all power and duties of the chairman during any absence or inability of the chairman to act.

Section 5.9.      President. The president shall be the chief executive officer of the Corporation and shall have general charge of the affairs of the Corporation. The president shall have full power to vote in the name of the Corporation, in person or by general or limited proxy, all shares of stock and other voting securities owned by the Corporation; and may execute in the name of the Corporation all instruments which have been authorized by proper corporate action, including, without limitation, all deeds, mortgages, leases, bonds, contracts, checks, notes or other documents. The president may hire such agents and employees as the president deems to be necessary or convenient in the conduct of the affairs of the Corporation and may fix their compensation, prescribe their powers and duties and terminate their service at any time. In general, the powers and duties of the president shall be those ordinarily exercised or performed by the chief executive officer of a corporation and such other powers and duties as may be assigned to the president by resolution of the Board of Directors.

Section 5.10.      Vice President. During the absence or inability to act of the president, the vice president (or in the event there be more than one vice president, the vice presidents in the order designated by the president or by the Board if the president has not made such a designation or in the absence of any such a designation, then in the order of their seniority of tenure) may temporarily act in place of the

president with all the powers and duties of that office. Otherwise, the vice president (or in the event there be more than one vice president, each of the vice presidents) (1) may perform the duties of the president and (2) shall perform such other duties only as requested in writing by the president or as authorized by resolution of the Board. Except in those instances in which the authority to execute is expressly delegated to another officer or agent of the Corporation or a different mode of execution is expressly prescribed by the Board or these By-laws, the vice president (or any of them if there are more than one) may execute for the Corporation any contracts, deeds, mortgages, bonds or other instruments which the Board has authorized to be executed, and he or she may accomplish such execution either under or without the seal of the Corporation and either individually or with the secretary, any assistant secretary, or any other officer thereunto authorized by the Board, according to the requirements of the form of the instrument.

Section 5.11.      Executive Director. The executive director shall be the chief operating officer of the Corporation and shall have general charge of the day-to-day operations of the Corporation and the authority to do any act which is necessary in the usual and ordinary course of such matters. In general, the powers and duties of the executive director shall be those ordinarily exercised or performed by the chief operating officer of a corporation and such other powers and duties as may be assigned to the executive director by resolution of the Board of Directors. Except in those instances in which the authority to execute is expressly delegated to another officer or agent of the Corporation or a different mode of execution is expressly prescribed by the Board or these By-laws, the executive director may execute for the Corporation any contracts,

deeds, mortgages, bonds or other instruments which the Board has authorized to be executed, and he or she may accomplish such execution either under or without the seal of the Corporation and either individually or with the secretary, any assistant secretary, or any other officer thereunto authorized by the Board, according to the requirements of the form of the instrument.

Section 5.12.     Secretary. The secretary shall attend all meetings of the Board of Directors and the executive committee of the Board and shall act as the secretary of such meetings. The secretary shall give or cause to be given all notices provided for or required by law or the Articles of Incorporation or these By-laws; the secretary shall be custodian of the seal of the Corporation and shall cause the seal to be affixed to all documents executed on behalf of the Corporation if a corporate seal is necessary or appropriate, unless another person has been authorized to do so by resolution of the Board; the secretary shall have charge of all books, records and papers of the Corporation relating to its organization as a corporation and shall have the duty to keep and file all reports, statements and other documents required by law except where the duty is explicitly imposed on some other officer, agent or employee. In general, the powers and duties of the secretary shall be those ordinarily incident to the office of secretary of a corporation and such other powers and duties as may be assigned to the secretary by resolution of the Board or by the president.

Section 5.13.     Treasurer. The treasurer shall be responsible for the collection, receipt, custody and disbursement of all corporate funds and securities; the treasurer shall deposit all monies and other valuable effects in the name of and to the credit of the Corporation in such banks or other depositories as may be designated by

the Board of Directors or by an officer of the Corporation pursuant to any delegation of such authority by the Board; the treasurer shall be responsible for carrying out the policies of the Corporation relating to the approval, grant or extension of credit by the Corporation and for the procurement and maintenance of adequate insurance; the treasurer shall have custody of the accounting and financial records of the Corporation and shall render monthly reports to the president and annual reports to the Board. In general, the powers and duties of the treasurer shall be those ordinarily incident to the office of treasurer of a corporation and such other powers and duties as may be assigned to the treasurer by resolution of the Board or by the president.

Section 5.14. Assistant Secretaries and Assistant Treasurers. The assistant secretary or secretaries shall assist in the performance of the duties of the secretary, subject to the control and direction of the latter. The assistant treasurer or treasurers shall assist in the performance of the duties of the treasurer, subject to the control and direction of the latter. In the absence of the secretary or treasurer, the assistant secretary or treasurer or, if more than one, the assistant secretary or treasurer designated by the Board or the president shall exercise the powers and perform the duties of the secretary or treasurer. In general the powers and duties of assistant secretaries and assistant treasurers shall be those ordinarily incident to the office of assistant secretary or assistant treasurer of a corporation and such other powers and duties as may be assigned to them by resolution of the Board or by the president.

## ARTICLE VI

### EXECUTIVE COMMITTEE

Section 6.1. Appointment and Authority. By resolution adopted by a majority of the directors of the Corporation in office, an executive committee

consisting of at least four directors may be elected, which committee shall have and exercise all the authority of the Board in the management of the Corporation, except that such committee shall not have the authority of the Board to elect, appoint or remove any member of such committee or any director or officer of the Corporation, to amend, alter or repeal the Articles of Incorporation or these By-laws, to adopt a plan of merger or consolidation, to authorize the sale, lease, exchange, mortgage or pledge of the assets of the Corporation, to authorize the dissolution of the Corporation or revoke proceedings therefor, to adopt a plan for the distribution of the assets of the Corporation or to amend, alter or repeal any resolution of the Board of Directors. The designation and appointment of such committee and the delegation thereto of authority shall not operate to relieve the Board of Directors or any director of any responsibility imposed upon it or him or her by law. As used throughout these By-laws, the terms "Board" or "Board of Directors" shall be construed to include the executive committee unless such construction would be clearly repugnant to this Article or to the resolution of the Board of Directors creating the executive committee.

Section 6.2.      Composition and Term of Office. Elected members of the executive committee shall hold office for two years or until their successors are elected and qualified unless prior thereto such committee is dissolved by the Board or a member's service is sooner terminated by death, resignation, expiration of the term of office, removal or other termination of his or her membership on the Board of Directors. Vacancies occurring on the committee shall be filled by the Board for the unexpired portion of the term.

Section 6.3.      Meetings. The executive committee shall meet on call of the president, at such time and place as may be designated in the call. At least 12 hours advance notice of meetings shall be given to each member of the executive committee, but such notice may be waived in writing or by attendance at the meeting. The vote of three members of the committee shall be necessary for valid action.

## ARTICLE VII

### OTHER COMMITTEES

Section 7.1.      Appointment. The Board of Directors from time to time shall appoint or establish by resolution standing or special committees having such designations and functions as shall be set forth in the resolutions establishing them. All committees appointed pursuant to this Article shall have advisory and administrative functions only, and no committee, council or other body appointed by the Board, except the executive committee provided for in Article VI, shall ever have or exercise any of the powers of the Board. Unless otherwise expressly provided in subsequent sections of this Article, committees appointed pursuant hereto shall consist of not less than three nor more than seven members, as determined by the Board, none of whom need be directors, officers or employees of the Corporation. The president of the Corporation shall be an ex officio member of every committee appointed by the Board pursuant to this Section.

Section 7.2.      Tenure. Members of committees provided for in this Article shall serve for one year or until their successors are elected and qualified, unless prior thereto the committee is dissolved, or a member's service is sooner terminated by death, resignation or removal, or the resolution establishing or

appointing such committee otherwise provides. Vacancies on any committee shall be filled by the Board for the unexpired portion of the term.

Section 7.3.      Meetings. The Board of Directors shall designate one of the members of each committee as its chairman. The chairman shall preside at meetings of the committee. If the chairman is absent from a meeting, the committee members present shall appoint one of their number as a temporary chairman. Notice of the time and place of all meetings of committees shall be given at least 48 hours in advance of the meeting, but such notice may be waived in writing or by attendance at the meeting.

Section 7.4.      Quorum. A majority of the members of a committee shall constitute a quorum. If a quorum is not present at a meeting, a majority of the members present may adjourn the meeting from time to time without further notice.

Section 7.5.      Manner of Acting. The act of a majority of the members of a committee present at a meeting at which a quorum exists shall be the act of the committee except as otherwise provided by law or by the Articles of Incorporation or these By-laws. Any action which may be taken at a meeting of a committee may be taken without a meeting if a consent in writing setting forth such action shall be signed by all the members of the committee.

## ARTICLE VIII

### INDEMNIFICATION

Section 8.1.      Indemnification Directors, Officers and Agents. The Corporation shall, to the fullest extent to which it is empowered to do so by the Act or any other applicable laws as may from time to time be in effect, indemnify any person who was or is a party to any threatened, pending, or completed action, suit, or

proceeding, whether civil, criminal, administrative, or investigative, by reason of the fact that he or she is or was a director, officer, or agent of the Corporation, or that he or she is or was serving at the request of the Corporation as a director, officer, or agent of another corporation, partnership, joint venture, trust, or other enterprise, against all judgments, fines, reasonable expenses (including attorneys' fees), and amounts paid in settlement actually and reasonably incurred by such person in connection with such action, suit, or proceeding.

Section 8.2.      Contract with the Corporation. The provisions of this Article shall be deemed to be a contract between the Corporation and each director or officer who serves in any capacity at any time while this Article is in effect, and any repeal or modification of this Article shall not affect any rights or obligations hereunder with respect to any state of facts then or theretofore existing or any action, suit, or proceeding theretofore or thereafter brought or threatened based in whole or in part upon any such state of facts.

Section 8.3.      Payment of Expenses in Advance. Expenses incurred in defending a civil or criminal action, suit, or proceeding may be paid by the Corporation in advance of the final disposition of such action, suit, or proceeding, as authorized by the Board of Directors in the specific case, upon receipt of an undertaking by or on behalf of the director, officer, or agent to repay such amount, unless it shall ultimately be determined that such director, officer, or agent is entitled to be indemnified by the Corporation as authorized by this Article.

Section 8.4.      Insurance Against Liability. The Corporation may purchase and maintain insurance on behalf of any person who is or was a director,



officer, or agent of the Corporation, or who is or was serving at the request of the Corporation as a director, officer, or agent of another corporation, partnership, joint venture, trust, or other enterprise, against any liability asserted against such person and incurred by such person in any such capacity, or arising out of such person's status as such, whether or not the corporation would have the power to indemnify such person against such liability under the provisions of these By-laws.

Section 8.5. Other Rights of Indemnification. The indemnification provided or permitted by this Article shall not be deemed exclusive of any other rights to which those indemnified may be entitled by law or otherwise, and shall continue as to a person who has ceased to be a director, officer, or agent and shall inure to the benefit of the heirs, executors, and administrators of such person.

## ARTICLE IX

### MISCELLANEOUS

Section 9.1. Federal Tax Provisions. THE SIRAGUSA FOUNDATION is intended to qualify as a private foundation, as defined in Section 509 of the Internal Revenue Code of 1986, as from time to time amended ("Code"). During any period in which THE SIRAGUSA FOUNDATION is a private foundation, it shall not (i) engage in any act of self-dealing as defined in Code Section 4941(d), (ii) retain any excess business holdings as defined in Code Section 4943(c) which would be subject to tax under Code Section 4943, (iii) make any investments which would subject the trust to tax under Code Section 4944, or (iv) make any taxable expenditures as defined in Code Section 4945(d), and, it shall distribute foundation income, and to the extent income is not sufficient, principal, for each

taxable year at such time and in such manner as not to subject the foundation to tax on undistributed income under Code Section 4942.

Section 9.2.      Loans. No loans shall be contracted on behalf of the Corporation and no evidences of indebtedness shall be issued in its name unless authorized by a resolution of the Board of Directors. Such authority may be general or confined to specific instances. In no event shall any loans be made by the Corporation to its officers or directors.

Section 9.3.      Leases. No leases of land, buildings or equipment, whether written or oral, shall be made on behalf of the Corporation, either as lessor or lessee, unless authorized by a resolution of the Board of Directors.

Section 9.4.      Contracts. The Board of Directors may authorize any officer or officers, agent or agents, to enter into any contract or execute and deliver any instrument in the name of and on behalf of the Corporation, and such authority may be general or confined to specific instances.

Section 9.5.      Compensation for Services. A director or officer, or any firm of which such director or officer is a member, may be engaged by the Corporation to render legal, accounting or investment advisory services on behalf of this Corporation, even though such director or officer shall then be acting as a director or officer hereunder and shall make or participate in the decision to so engage himself or herself or a firm of which he or she is a member. A director or officer, or any firm so engaged, shall be entitled to receive his, her or its fair, usual and customary compensation for such legal, accounting or investment advisory services;

however, in no event shall such compensation be excessive and unreasonable with respect to the services performed.

Section 9.6.      Corporate Seal. The Corporation shall have a seal, in circular form, with the words "THE SIRAGUSA FOUNDATION" and the word "ILLINOIS" appearing thereon, and having such other design details as the Board of Directors shall approve. The seal may be used by causing it or a facsimile or equivalent thereof to be impressed, affixed or otherwise reproduced.

Section 9.7.      Amendment of By-laws. These By-laws maybe amended or repealed, new By-laws may be adopted, and the Articles of Incorporation may be amended at any time or from time to time by the vote of a majority of the directors of the Corporation in office.

Section 9.8.      Methods of Notification. Notices required or permitted by these By-laws may be given by telephone, personal service or personal communication, or they may be given by mail or telegraph in which case they shall be effective on the second business day after deposit in the United States mail (postage prepaid) or with the telegraph company, directed to the person for whom intended at the address of such person appearing on the books of the Corporation.

Section 9.9.      Fiscal year. For accounting and related purposes the Corporation shall operate and its records shall be kept on a calendar year basis ending December 31 of each year.

**Section 4942(h)(2) Election  
As to the Treatment of Qualifying Distributions**

The Siragusa Foundation  
1 East Wacker Drive, Suite 2910  
Chicago, IL 60601  
FEIN: 36-3100492  
FYE: December 31, 2009

Pursuant to IRC Section 4942(h)(2) and regulation 53.4942(a)-3(d)(2), the above referenced foundation hereby elects to treat current-year qualifying distributions in excess of the immediately preceding tax year's undistributed income as being made out of corpus.

Irene S. Phelps  
(Signature)

IRENE S. PHELPS  
(Name)

PRESIDENT  
(Title)

**Application for Extension of Time To File an  
Exempt Organization Return**

OMB No. 1545-1709

▶ File a separate application for each return.

- If you are filing for an **Automatic 3-Month Extension**, complete only **Part I** and check this box ☒ **X**
  - If you are filing for an **Additional (Not Automatic) 3-Month Extension**, complete only **Part II** (on page 2 of this form).
- Do not complete Part II unless you have already been granted an automatic 3-month extension on a previously filed Form 8868.**

**Part I Automatic 3-Month Extension of Time.** Only submit original (no copies needed).

A corporation required to file Form 990-T and requesting an automatic 6-month extension - check this box and complete

Part I only ☐*All other corporations (including 1120-C filers), partnerships, REMICs, and trusts must use Form 7004 to request an extension of time to file income tax returns.*

**Electronic Filing (e-file).** Generally, you can electronically file Form 8868 if you want a 3-month automatic extension of time to file one of the returns noted below (6 months for a corporation required to file Form 990-T). However, you cannot file Form 8868 electronically if (1) you want the additional (not automatic) 3-month extension or (2) you file Forms 990-BL, 6069, or 8870, group returns, or a composite or consolidated Form 990-T. Instead, you must submit the fully completed and signed page 2 (Part II) of Form 8868. For more details on the electronic filing of this form, visit [www.irs.gov/efile](http://www.irs.gov/efile) and click on **e-file for Charities & Nonprofits**.

Type or print	Name of Exempt Organization	Employer identification number
	THE SIRAGUSA FOUNDATION	36-3100492
	Number, street, and room or suite no. If a P.O. box, see instructions.	
	1 EAST WACKER, NO. 2910	
File by the due date for filing your return. See instructions.	City, town or post office, state, and ZIP code. For a foreign address, see instructions.	
	CHICAGO, IL 60601-1474	

Check type of return to be filed (file a separate application for each return):

- |   |   |                                    |
|---|---|------------------------------------|
| <input type="checkbox"/> Form 990               | <input type="checkbox"/> Form 990-T (corporation)                 | <input type="checkbox"/> Form 4720 |
| <input type="checkbox"/> Form 990-BL            | <input type="checkbox"/> Form 990-T (sec. 401(a) or 408(a) trust) | <input type="checkbox"/> Form 5227 |
| <input type="checkbox"/> Form 990-EZ            | <input type="checkbox"/> Form 990-T (trust other than above)      | <input type="checkbox"/> Form 6069 |
| <input checked="" type="checkbox"/> Form 990-PF | <input type="checkbox"/> Form 1041-A                              | <input type="checkbox"/> Form 8870 |

**IRENE PHELPS**

- The books are in the care of ▶ **1 E. WACKER, SUITE 2910 - CHICAGO, IL 60601-1474**

Telephone No. ▶ **(312) 755-0064**

FAX No. ▶

- If the organization does not have an office or place of business in the United States, check this box ☐
- If this is for a Group Return, enter the organization's four digit Group Exemption Number (GEN) \_\_\_\_\_. If this is for the whole group, check this box ☐. If it is for part of the group, check this box ☐ and attach a list with the names and EINs of all members the extension will cover.

- 1 I request an automatic 3-month (6-months for a corporation required to file Form 990-T) extension of time until **AUGUST 15, 2010**, to file the exempt organization return for the organization named above. The extension is for the organization's return for:
- ▶ ☒ calendar year **2009** or
- ▶ ☐ tax year beginning \_\_\_\_\_, and ending \_\_\_\_\_.

- 2 If this tax year is for less than 12 months, check reason: ☐ Initial return ☐ Final return ☐ Change in accounting period

<b>3a</b> If this application is for Form 990-BL, 990-PF, 990-T, 4720, or 6069, enter the tentative tax, less any nonrefundable credits. See instructions.	<b>3a</b>	\$	<b>1,853.</b>
<b>b</b> If this application is for Form 990-PF or 990-T, enter any refundable credits and estimated tax payments made. Include any prior year overpayment allowed as a credit.	<b>3b</b>	\$	<b>5,200.</b>
<b>c</b> <b>Balance Due.</b> Subtract line 3b from line 3a. Include your payment with this form, or, if required, deposit with FTD coupon or, if required, by using EFTPS (Electronic Federal Tax Payment System). See instructions.	<b>3c</b>	\$	<b>0.</b>

**Caution.** If you are going to make an electronic fund withdrawal with this Form 8868, see Form 8453-EO and Form 8879-EO for payment instructions.

LHA For Privacy Act and Paperwork Reduction Act Notice, see Instructions.

Form **8868** (Rev. 4-2009)