



See a Social Security Number? Say Something!
Report Privacy Problems to <https://public.resource.org/privacy>
Or call the IRS Identity Theft Hotline at 1-800-908-4490



**Return of Private Foundation
or Section 4947(a)(1) Nonexempt Charitable Trust
Treated as a Private Foundation**

2009

Department of the Treasury
Internal Revenue Service

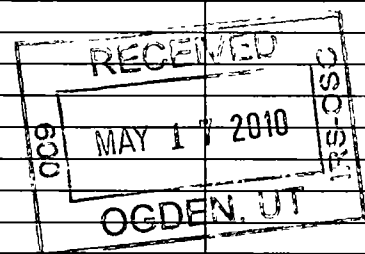
Note. The foundation may be able to use a copy of this return to satisfy state reporting requirements.

For calendar year 2009, or tax year beginning _____, and ending _____

G Check all that apply: Initial return Initial return of a former public charity Final return
 Amended return Address change Name change

Use the IRS label. Otherwise, print or type. See Specific Instructions.	Name of foundation THE HERMES FOUNDATION Number and street (or P O box number if mail is not delivered to street address) Room/suite 13515 SHAKER BOULEVARD 3B City or town, state, and ZIP code CLEVELAND, OH 44120	A Employer identification number 34-6930405 B Telephone number (216) 751-1100
H Check type of organization: <input checked="" type="checkbox"/> Section 501(c)(3) exempt private foundation <input type="checkbox"/> Section 4947(a)(1) nonexempt charitable trust <input type="checkbox"/> Other taxable private foundation		C If exemption application is pending, check here <input type="checkbox"/> D 1. Foreign organizations, check here <input type="checkbox"/> 2. Foreign organizations meeting the 85% test, check here and attach computation <input type="checkbox"/>
I Fair market value of all assets at end of year (from Part II, col. (c), line 16) \$ 330,384. (Part I, column (d) must be on cash basis.)		E If private foundation status was terminated under section 507(b)(1)(A), check here <input type="checkbox"/> F If the foundation is in a 60-month termination under section 507(b)(1)(B), check here <input type="checkbox"/>
J Accounting method: <input checked="" type="checkbox"/> Cash <input type="checkbox"/> Accrual <input type="checkbox"/> Other (specify) _____		

Part I Analysis of Revenue and Expenses <small>(The total of amounts in columns (b), (c), and (d) may not necessarily equal the amounts in column (a))</small>		(a) Revenue and expenses per books	(b) Net investment income	(c) Adjusted net income	(d) Disbursements for charitable purposes (cash basis only)
Revenue	1 Contributions, gifts, grants, etc., received	49,936.		N/A	
	2 Check <input type="checkbox"/> if the foundation is not required to attach Sch B				
	3 Interest on savings and temporary cash investments	37.	37.		STATEMENT 1
	4 Dividends and interest from securities	2,563.	2,563.		STATEMENT 2
	5a Gross rents				
	b Net rental income or (loss)				
	6a Net gain or (loss) from sale of assets not on line 10	6,010.			
	b Gross sales price for all assets on line 6a	754,131.			
	7 Capital gain net income (from Part IV, line 2)		6,010.		
	8 Net short-term capital gain				
	9 Income modifications				
	10a Gross sales less returns and allowances				
b Less Cost of goods sold					
c Gross profit or (loss)					
11 Other income					
12 Total. Add lines 1 through 11	58,546.	8,610.			
Operating and Administrative Expenses	13 Compensation of officers, directors, trustees, etc	0.	0.		0.
	14 Other employee salaries and wages				
	15 Pension plans, employee benefits				
	16a Legal fees				
	b Accounting fees	1,002.	1,002.		0.
	c Other professional fees	3,501.	3,501.		0.
	17 Interest	6.	6.		0.
	18 Taxes	410.	100.		0.
	19 Depreciation and depletion				
	20 Occupancy				
	21 Travel, conferences, and meetings				
	22 Printing and publications				
	23 Other expenses				
	24 Total operating and administrative expenses. Add lines 13 through 23	4,919.	4,609.		0.
	25 Contributions, gifts, grants paid	29,350.			29,350.
26 Total expenses and disbursements. Add lines 24 and 25	34,269.	4,609.		29,350.	
27 Subtract line 26 from line 12:					
a Excess of revenue over expenses and disbursements	24,277.				
b Net investment income (if negative, enter -0-)		4,001.			
c Adjusted net income (if negative, enter -0-)			N/A		



SCANNED MAY 18 2010

Part II Balance Sheets		Attached schedules and amounts in the description column should be for end-of-year amounts only		
		Beginning of year	End of year	
		(a) Book Value	(b) Book Value	(c) Fair Market Value
Assets	1 Cash - non-interest-bearing			
	2 Savings and temporary cash investments	102,093.	61,981.	61,981.
	3 Accounts receivable ▶			
	Less: allowance for doubtful accounts ▶			
	4 Pledges receivable ▶			
	Less: allowance for doubtful accounts ▶			
	5 Grants receivable			
	6 Receivables due from officers, directors, trustees, and other disqualified persons			
	7 Other notes and loans receivable ▶			
	Less: allowance for doubtful accounts ▶			
	8 Inventories for sale or use			
	9 Prepaid expenses and deferred charges			
	10a Investments - U.S. and state government obligations			
	b Investments - corporate stock STMT 6	178,098.	243,237.	268,403.
	c Investments - corporate bonds			
11 Investments - land, buildings, and equipment, basis ▶				
Less: accumulated depreciation ▶				
12 Investments - mortgage loans				
13 Investments - other				
14 Land, buildings, and equipment basis ▶				
Less: accumulated depreciation ▶				
15 Other assets (describe ▶)				
16 Total assets (to be completed by all filers)	280,191.	305,218.	330,384.	
Liabilities	17 Accounts payable and accrued expenses			
	18 Grants payable			
	19 Deferred revenue			
	20 Loans from officers, directors, trustees, and other disqualified persons			
	21 Mortgages and other notes payable			
	22 Other liabilities (describe ▶)			
23 Total liabilities (add lines 17 through 22)	0.	0.		
Net Assets or Fund Balances	Foundations that follow SFAS 117, check here <input checked="" type="checkbox"/> and complete lines 24 through 26 and lines 30 and 31.			
	24 Unrestricted	102,093.	61,981.	
	25 Temporarily restricted			
	26 Permanently restricted	178,098.	243,237.	
	Foundations that do not follow SFAS 117, check here <input type="checkbox"/> and complete lines 27 through 31.			
	27 Capital stock, trust principal, or current funds			
	28 Paid-in or capital surplus, or land, bldg., and equipment fund			
	29 Retained earnings, accumulated income, endowment, or other funds			
30 Total net assets or fund balances	280,191.	305,218.		
31 Total liabilities and net assets/fund balances	280,191.	305,218.		

Part III Analysis of Changes in Net Assets or Fund Balances

1 Total net assets or fund balances at beginning of year - Part II, column (a), line 30 (must agree with end-of-year figure reported on prior year's return)	1	280,191.
2 Enter amount from Part I, line 27a	2	24,277.
3 Other increases not included in line 2 (itemize) ▶ <u>UNREALIZED GAIN ON INVESTMENTS</u>	3	750.
4 Add lines 1, 2, and 3	4	305,218.
5 Decreases not included in line 2 (itemize) ▶	5	0.
6 Total net assets or fund balances at end of year (line 4 minus line 5) - Part II, column (b), line 30	6	305,218.

Part IV Capital Gains and Losses for Tax on Investment Income

(a) List and describe the kind(s) of property sold (e.g., real estate, 2-story brick warehouse; or common stock, 200 shs. MLC Co.)	(b) How acquired P - Purchase D - Donation	(c) Date acquired (mo., day, yr.)	(d) Date sold (mo., day, yr.)
1a COMMON STOCK-SHORT TERM- (SEE SCHEDULE			
b ATTACHED)	P	VARIOUS	VARIOUS
c			
d			
e			

(e) Gross sales price	(f) Depreciation allowed (or allowable)	(g) Cost or other basis plus expense of sale	(h) Gain or (loss) (e) plus (f) minus (g)
a			
b 754,131.		748,121.	6,010.
c			
d			
e			

Complete only for assets showing gain in column (h) and owned by the foundation on 12/31/69			(l) Gains (Col. (h) gain minus col. (k), but not less than -0-) or Losses (from col. (h))
(i) F.M.V. as of 12/31/69	(j) Adjusted basis as of 12/31/69	(k) Excess of col. (i) over col. (j), if any	
a			
b			6,010.
c			
d			
e			

2 Capital gain net income or (net capital loss)	{ If gain, also enter in Part I, line 7 If (loss), enter -0- in Part I, line 7 }	2	6,010.
3 Net short-term capital gain or (loss) as defined in sections 1222(5) and (6): If gain, also enter in Part I, line 8, column (c). If (loss), enter -0- in Part I, line 8		3	N/A

Part V Qualification Under Section 4940(e) for Reduced Tax on Net Investment Income

(For optional use by domestic private foundations subject to the section 4940(a) tax on net investment income.)

If section 4940(d)(2) applies, leave this part blank.

Was the foundation liable for the section 4942 tax on the distributable amount of any year in the base period? Yes No

If "Yes," the foundation does not qualify under section 4940(e). Do not complete this part.

1 Enter the appropriate amount in each column for each year; see instructions before making any entries.

(a) Base period years Calendar year (or tax year beginning in)	(b) Adjusted qualifying distributions	(c) Net value of noncharitable-use assets	(d) Distribution ratio (col. (b) divided by col. (c))
2008	38,995.	330,819.	.117874
2007	31,725.	365,248.	.086859
2006	25,135.	301,161.	.083460
2005	25,819.	242,117.	.106639
2004	23,735.	192,474.	.123315

2 Total of line 1, column (d)	2	.518147
3 Average distribution ratio for the 5-year base period - divide the total on line 2 by 5, or by the number of years the foundation has been in existence if less than 5 years	3	.103629
4 Enter the net value of noncharitable-use assets for 2009 from Part X, line 5	4	288,314.
5 Multiply line 4 by line 3	5	29,878.
6 Enter 1% of net investment income (1% of Part I, line 27b)	6	40.
7 Add lines 5 and 6	7	29,918.
8 Enter qualifying distributions from Part XII, line 4	8	29,350.

If line 8 is equal to or greater than line 7, check the box in Part VI, line 1b, and complete that part using a 1% tax rate. See the Part VI instructions.

Part VI Excise Tax Based on Investment Income (Section 4940(a), 4940(b), 4940(e), or 4948 - see instructions)

Table with 11 rows for excise tax calculations. Includes sub-rows 6a-6d for credits and payments. Total tax due is 300.00, with 300.00 refunded.

Part VII-A Statements Regarding Activities

Table with 10 rows for activity statements. Columns for Yes/No. Includes questions about political campaigns, expenditures, and asset reporting. Marked with N/A for several items.

Part VII-A Statements Regarding Activities (continued)

11 At any time during the year, did the foundation, directly or indirectly, own a controlled entity within the meaning of section 512(b)(13)? If "Yes," attach schedule (see instructions)
12 Did the foundation acquire a direct or indirect interest in any applicable insurance contract before August 17, 2008?
13 Did the foundation comply with the public inspection requirements for its annual returns and exemption application?
14 The books are in care of ERIC J. NILSON Telephone no. (216) 751-1100
15 Section 4947(a)(1) nonexempt charitable trusts filing Form 990-PF in lieu of Form 1041 - Check here and enter the amount of tax-exempt interest received or accrued during the year

Part VII-B Statements Regarding Activities for Which Form 4720 May Be Required

File Form 4720 if any item is checked in the "Yes" column, unless an exception applies.

1a During the year did the foundation (either directly or indirectly):
(1) Engage in the sale or exchange, or leasing of property with a disqualified person?
(2) Borrow money from, lend money to, or otherwise extend credit to (or accept it from) a disqualified person?
(3) Furnish goods, services, or facilities to (or accept them from) a disqualified person?
(4) Pay compensation to, or pay or reimburse the expenses of, a disqualified person?
(5) Transfer any income or assets to a disqualified person (or make any of either available for the benefit or use of a disqualified person)?
(6) Agree to pay money or property to a government official?
b If any answer is "Yes" to 1a(1)-(6), did any of the acts fail to qualify under the exceptions described in Regulations section 53.4941(d)-3 or in a current notice regarding disaster assistance (see page 20 of the instructions)?
c Did the foundation engage in a prior year in any of the acts described in 1a, other than excepted acts, that were not corrected before the first day of the tax year beginning in 2009?
2 Taxes on failure to distribute income (section 4942) (does not apply for years the foundation was a private operating foundation defined in section 4942(j)(3) or 4942(j)(5)):
a At the end of tax year 2009, did the foundation have any undistributed income (lines 6d and 6e, Part XIII) for tax year(s) beginning before 2009?
b Are there any years listed in 2a for which the foundation is not applying the provisions of section 4942(a)(2) (relating to incorrect valuation of assets) to the year's undistributed income?
c If the provisions of section 4942(a)(2) are being applied to any of the years listed in 2a, list the years here.
3a Did the foundation hold more than a 2% direct or indirect interest in any business enterprise at any time during the year?
b If "Yes," did it have excess business holdings in 2009 as a result of (1) any purchase by the foundation or disqualified persons after May 26, 1969; (2) the lapse of the 5-year period (or longer period approved by the Commissioner under section 4943(c)(7)) to dispose of holdings acquired by gift or bequest; or (3) the lapse of the 10-, 15-, or 20-year first phase holding period?
4a Did the foundation invest during the year any amount in a manner that would jeopardize its charitable purposes?
b Did the foundation make any investment in a prior year (but after December 31, 1969) that could jeopardize its charitable purpose that had not been removed from jeopardy before the first day of the tax year beginning in 2009?

Part VII-B Statements Regarding Activities for Which Form 4720 May Be Required (continued)

5a During the year did the foundation pay or incur any amount to:

- (1) Carry on propaganda, or otherwise attempt to influence legislation (section 4945(e))? Yes No
- (2) Influence the outcome of any specific public election (see section 4955); or to carry on, directly or indirectly, any voter registration drive? Yes No
- (3) Provide a grant to an individual for travel, study, or other similar purposes? Yes No
- (4) Provide a grant to an organization other than a charitable, etc., organization described in section 509(a)(1), (2), or (3), or section 4940(d)(2)? Yes No
- (5) Provide for any purpose other than religious, charitable, scientific, literary, or educational purposes, or for the prevention of cruelty to children or animals? Yes No

b If any answer is "Yes" to 5a(1)-(5), did any of the transactions fail to qualify under the exceptions described in Regulations section 53.4945 or in a current notice regarding disaster assistance (see instructions)? Yes No
 Organizations relying on a current notice regarding disaster assistance check here N/A

c If the answer is "Yes" to question 5a(4), does the foundation claim exemption from the tax because it maintained expenditure responsibility for the grant? Yes No
 If "Yes," attach the statement required by Regulations section 53.4945-5(d). N/A

6a Did the foundation, during the year, receive any funds, directly or indirectly, to pay premiums on a personal benefit contract? Yes No

b Did the foundation, during the year, pay premiums, directly or indirectly, on a personal benefit contract? Yes No
 If "Yes" to 6b, file Form 8870.

7a At any time during the tax year, was the foundation a party to a prohibited tax shelter transaction? Yes No

b If yes, did the foundation receive any proceeds or have any net income attributable to the transaction? Yes No

	5b	
	6b	X
	7b	

Part VIII Information About Officers, Directors, Trustees, Foundation Managers, Highly Paid Employees, and Contractors

1 List all officers, directors, trustees, foundation managers and their compensation.

(a) Name and address	(b) Title, and average hours per week devoted to position	(c) Compensation (If not paid, enter -0-)	(d) Contributions to employee benefit plans and deferred compensation	(e) Expense account, other allowances
ERIC J. NILSON 13515 SHAKER BLVD. #3B CLEVELAND, OH 44120	TRUSTEE 1.00	0.	0.	0.
JEFFREY MOSTADE 13515 SHAKER BLVD. #3B CLEVELAND, OH 44120	TRUSTEE 1.00	0.	0.	0.

2 Compensation of five highest-paid employees (other than those included on line 1). If none, enter "NONE."

(a) Name and address of each employee paid more than \$50,000	(b) Title, and average hours per week devoted to position	(c) Compensation	(d) Contributions to employee benefit plans and deferred compensation	(e) Expense account, other allowances
NONE				

Total number of other employees paid over \$50,000 ▶ 0

Part VIII Information About Officers, Directors, Trustees, Foundation Managers, Highly Paid Employees, and Contractors (continued)

3 Five highest-paid independent contractors for professional services. If none, enter "NONE."

Table with 3 columns: (a) Name and address of each person paid more than \$50,000, (b) Type of service, (c) Compensation. Row 1 contains 'NONE'.

Total number of others receiving over \$50,000 for professional services 0

Part IX-A Summary of Direct Charitable Activities

List the foundation's four largest direct charitable activities during the tax year. Include relevant statistical information such as the number of organizations and other beneficiaries served, conferences convened, research papers produced, etc.

Table with 2 columns: Description of activity, Expenses. Row 1: THE FOUNDATION IS INVOLVED IN NO ACTIVITIES BEYOND PROVIDING CASH GRANTS TO PUBLIC CHARITIES. FOR 2009, GRANTS WERE PAID TO 22 CHARITIES. Expenses: 0.

Part IX-B Summary of Program-Related Investments

Describe the two largest program-related investments made by the foundation during the tax year on lines 1 and 2.

Table with 2 columns: Description of investment, Amount. Row 1: N/A. Row 2: (blank). Row 3: All other program-related investments. See instructions.

Total. Add lines 1 through 3 0

Part X Minimum Investment Return (All domestic foundations must complete this part. Foreign foundations, see instructions)

1	Fair market value of assets not used (or held for use) directly in carrying out charitable, etc., purposes:		
a	Average monthly fair market value of securities	1a	210,668.
b	Average of monthly cash balances	1b	82,037.
c	Fair market value of all other assets	1c	
d	Total (add lines 1a, b, and c)	1d	292,705.
e	Reduction claimed for blockage or other factors reported on lines 1a and 1c (attach detailed explanation)	1e	0.
2	Acquisition indebtedness applicable to line 1 assets	2	0.
3	Subtract line 2 from line 1d	3	292,705.
4	Cash deemed held for charitable activities. Enter 1 1/2% of line 3 (for greater amount, see instructions)	4	4,391.
5	Net value of noncharitable-use assets. Subtract line 4 from line 3. Enter here and on Part V, line 4	5	288,314.
6	Minimum investment return. Enter 5% of line 5	6	14,416.

Part XI Distributable Amount (see instructions) (Section 4942(j)(3) and (j)(5) private operating foundations and certain foreign organizations check here and do not complete this part.)

1	Minimum investment return from Part X, line 6	1	14,416.
2a	Tax on investment income for 2009 from Part VI, line 5	2a	80.
b	Income tax for 2009. (This does not include the tax from Part VI.)	2b	
c	Add lines 2a and 2b	2c	80.
3	Distributable amount before adjustments. Subtract line 2c from line 1	3	14,336.
4	Recoveries of amounts treated as qualifying distributions	4	0.
5	Add lines 3 and 4	5	14,336.
6	Deduction from distributable amount (see instructions)	6	0.
7	Distributable amount as adjusted. Subtract line 6 from line 5. Enter here and on Part XIII, line 1	7	14,336.

Part XII Qualifying Distributions (see instructions)

1	Amounts paid (including administrative expenses) to accomplish charitable, etc., purposes:		
a	Expenses, contributions, gifts, etc. - total from Part I, column (d), line 26	1a	29,350.
b	Program-related investments - total from Part IX-B	1b	0.
2	Amounts paid to acquire assets used (or held for use) directly in carrying out charitable, etc., purposes	2	
3	Amounts set aside for specific charitable projects that satisfy the:		
a	Suitability test (prior IRS approval required)	3a	
b	Cash distribution test (attach the required schedule)	3b	
4	Qualifying distributions. Add lines 1a through 3b. Enter here and on Part V, line 8, and Part XIII, line 4	4	29,350.
5	Foundations that qualify under section 4940(e) for the reduced rate of tax on net investment income. Enter 1% of Part I, line 27b	5	0.
6	Adjusted qualifying distributions. Subtract line 5 from line 4	6	29,350.

Note. The amount on line 6 will be used in Part V, column (b), in subsequent years when calculating whether the foundation qualifies for the section 4940(e) reduction of tax in those years.

Part XIII Undistributed Income (see instructions)

	(a) Corpus	(b) Years prior to 2008	(c) 2008	(d) 2009
1 Distributable amount for 2009 from Part XI, line 7				14,336.
2 Undistributed income, if any, as of the end of 2009				
a Enter amount for 2008 only			0.	
b Total for prior years:		0.		
3 Excess distributions carryover, if any, to 2009:				
a From 2004	24,030.			
b From 2005	5,552.			
c From 2006	11,143.			
d From 2007	14,675.			
e From 2008	22,454.			
f Total of lines 3a through e	77,854.			
4 Qualifying distributions for 2009 from Part XII, line 4: ▶ \$	29,350.			
a Applied to 2008, but not more than line 2a			0.	
b Applied to undistributed income of prior years (Election required - see instructions)		0.		
c Treated as distributions out of corpus (Election required - see instructions)	0.			
d Applied to 2009 distributable amount				14,336.
e Remaining amount distributed out of corpus	15,014.			
5 Excess distributions carryover applied to 2009 (If an amount appears in column (d), the same amount must be shown in column (a))	0.			0.
6 Enter the net total of each column as indicated below:	92,868.			
a Corpus Add lines 3f, 4c, and 4e Subtract line 5				
b Prior years' undistributed income. Subtract line 4b from line 2b		0.		
c Enter the amount of prior years' undistributed income for which a notice of deficiency has been issued, or on which the section 4942(a) tax has been previously assessed		0.		
d Subtract line 6c from line 6b. Taxable amount - see instructions		0.		
e Undistributed income for 2008. Subtract line 4a from line 2a. Taxable amount - see instr.			0.	
f Undistributed income for 2009. Subtract lines 4d and 5 from line 1. This amount must be distributed in 2010				0.
7 Amounts treated as distributions out of corpus to satisfy requirements imposed by section 170(b)(1)(F) or 4942(g)(3)	0.			
8 Excess distributions carryover from 2004 not applied on line 5 or line 7	24,030.			
9 Excess distributions carryover to 2010. Subtract lines 7 and 8 from line 6a	68,838.			
10 Analysis of line 9:				
a Excess from 2005	5,552.			
b Excess from 2006	11,143.			
c Excess from 2007	14,675.			
d Excess from 2008	22,454.			
e Excess from 2009	15,014.			

Part XIV Private Operating Foundations (see instructions and Part VII-A, question 9)

N/A

1 a If the foundation has received a ruling or determination letter that it is a private operating foundation, and the ruling is effective for 2009, enter the date of the ruling

b Check box to indicate whether the foundation is a private operating foundation described in section 4942(j)(3) or 4942(j)(5)

2 a Enter the lesser of the adjusted net income from Part I or the minimum investment return from Part X for each year listed

	Tax year	Prior 3 years			(e) Total
	(a) 2009	(b) 2008	(c) 2007	(d) 2006	
b 85% of line 2a					
c Qualifying distributions from Part XII, line 4 for each year listed					
d Amounts included in line 2c not used directly for active conduct of exempt activities					
e Qualifying distributions made directly for active conduct of exempt activities. Subtract line 2d from line 2c					
3 Complete 3a, b, or c for the alternative test relied upon:					
a "Assets" alternative test - enter:					
(1) Value of all assets					
(2) Value of assets qualifying under section 4942(j)(3)(B)(i)					
b "Endowment" alternative test - enter 2/3 of minimum investment return shown in Part X, line 6 for each year listed					
c "Support" alternative test - enter:					
(1) Total support other than gross investment income (interest, dividends, rents, payments on securities loans (section 512(a)(5)), or royalties)					
(2) Support from general public and 5 or more exempt organizations as provided in section 4942(j)(3)(B)(iii)					
(3) Largest amount of support from an exempt organization					
(4) Gross investment income					

Part XV Supplementary Information (Complete this part only if the foundation had \$5,000 or more in assets at any time during the year-see the instructions.)

1 Information Regarding Foundation Managers:

a List any managers of the foundation who have contributed more than 2% of the total contributions received by the foundation before the close of any tax year (but only if they have contributed more than \$5,000). (See section 507(d)(2).)

ERIC J. NILSON

b List any managers of the foundation who own 10% or more of the stock of a corporation (or an equally large portion of the ownership of a partnership or other entity) of which the foundation has a 10% or greater interest.

NONE

2 Information Regarding Contribution, Grant, Gift, Loan, Scholarship, etc., Programs:

Check here if the foundation only makes contributions to preselected charitable organizations and does not accept unsolicited requests for funds. If the foundation makes gifts, grants, etc. (see instructions) to individuals or organizations under other conditions, complete items 2a, b, c, and d.

a The name, address, and telephone number of the person to whom applications should be addressed:

**ERIC J. NILSON, (216)751-1100
13515 SHAKER BLVD. #3B, CLEVELAND, OH 44120**

b The form in which applications should be submitted and information and materials they should include:

NO PRESCRIBED FORM

c Any submission deadlines:

NONE

d Any restrictions or limitations on awards, such as by geographical areas, charitable fields, kinds of institutions, or other factors:

NONE

Schedule B

(Form 990, 990-EZ, or 990-PF)

Department of the Treasury
Internal Revenue Service

Schedule of Contributors

▶ Attach to Form 990, 990-EZ, or 990-PF.

OMB No 1545-0047

2009

Name of the organization

THE HERMES FOUNDATION

Employer identification number

34-6930405

Organization type (check one):

Filers of:

Section:

Form 990 or 990-EZ

501(c)() (enter number) organization

4947(a)(1) nonexempt charitable trust not treated as a private foundation

527 political organization

Form 990-PF

501(c)(3) exempt private foundation

4947(a)(1) nonexempt charitable trust treated as a private foundation

501(c)(3) taxable private foundation

Check if your organization is covered by the **General Rule** or a **Special Rule**.

Note. Only a section 501(c)(7), (8), or (10) organization can check boxes for both the General Rule and a Special Rule. See instructions

General Rule

For an organization filing Form 990, 990-EZ, or 990-PF that received, during the year, \$5,000 or more (in money or property) from any one contributor. Complete Parts I and II.

Special Rules

For a section 501(c)(3) organization filing Form 990 or 990-EZ that met the 33 1/3% support test of the regulations under sections 509(a)(1) and 170(b)(1)(A)(vi), and received from any one contributor, during the year, a contribution of the greater of (1) \$5,000 or (2) 2% of the amount on (i) Form 990, Part VIII, line 1h or (ii) Form 990-EZ, line 1. Complete Parts I and II.

For a section 501(c)(7), (8), or (10) organization filing Form 990 or 990-EZ that received from any one contributor, during the year, aggregate contributions of more than \$1,000 for use *exclusively* for religious, charitable, scientific, literary, or educational purposes, or the prevention of cruelty to children or animals. Complete Parts I, II, and III.

For a section 501(c)(7), (8), or (10) organization filing Form 990 or 990-EZ that received from any one contributor, during the year, contributions for use *exclusively* for religious, charitable, etc., purposes, but these contributions did not aggregate to more than \$1,000. If this box is checked, enter here the total contributions that were received during the year for an *exclusively* religious, charitable, etc., purpose. Do not complete any of the parts unless the **General Rule** applies to this organization because it received nonexclusively religious, charitable, etc., contributions of \$5,000 or more during the year. ▶ \$ _____

Caution. An organization that is not covered by the General Rule and/or the Special Rules does not file Schedule B (Form 990, 990-EZ, or 990-PF), but it **must** answer "No" on Part IV, line 2 of its Form 990, or check the box on line H of its Form 990-EZ, or on line 2 of its Form 990-PF, to certify that it does not meet the filing requirements of Schedule B (Form 990, 990-EZ, or 990-PF).

LHA For Privacy Act and Paperwork Reduction Act Notice, see the Instructions for Form 990, 990-EZ, or 990-PF.

Schedule B (Form 990, 990-EZ, or 990-PF) (2009)

Name of organization

Employer identification number

THE HERMES FOUNDATION

34-6930405

Part I Contributors (see instructions)

(a) No.	(b) Name, address, and ZIP + 4	(c) Aggregate contributions	(d) Type of contribution
1	ERIC NILSON 13515 SHAKER BLVD. #3B CLEVELAND, OH 44120	\$ 49,936.	Person <input checked="" type="checkbox"/> Payroll <input type="checkbox"/> Noncash <input type="checkbox"/> (Complete Part II if there is a noncash contribution.)
		\$	Person <input type="checkbox"/> Payroll <input type="checkbox"/> Noncash <input type="checkbox"/> (Complete Part II if there is a noncash contribution.)
		\$	Person <input type="checkbox"/> Payroll <input type="checkbox"/> Noncash <input type="checkbox"/> (Complete Part II if there is a noncash contribution.)
		\$	Person <input type="checkbox"/> Payroll <input type="checkbox"/> Noncash <input type="checkbox"/> (Complete Part II if there is a noncash contribution.)
		\$	Person <input type="checkbox"/> Payroll <input type="checkbox"/> Noncash <input type="checkbox"/> (Complete Part II if there is a noncash contribution.)
		\$	Person <input type="checkbox"/> Payroll <input type="checkbox"/> Noncash <input type="checkbox"/> (Complete Part II if there is a noncash contribution.)

Realized Gain/Loss

As of Date: 2/05/10



Account Number: 4205-1214
 HERMES FOUNDATION
 ERIC J NILSON
 S JEFFREY MOSTADE CO TTEES

Important Realized Gain/Loss Information

This information is provided for courtesy purposes only. Each individual taxpayer should consult with a tax advisor as to any additional reporting requirements or adjustments. **NO COST BASIS OR REALIZED GAIN/LOSS INFORMATION IS PROVIDED TO THE IRS, NOR IS THIS INFORMATION VERIFIED OR GUARANTEED BY FIRST CLEARING, LLC TO BE ACCURATE FOR EACH TAXPAYER'S UNIQUE REPORTING REQUIREMENTS. THEREFORE, YOU SHOULD NEVER ASSUME THIS STATEMENT IS ACCURATE IN LIEU OF COMPLETING SCHEDULE D OF YOUR TAX RETURN AND CONSULTING WITH YOUR TAX ADVISOR.**

Federal tax reporting requirements will create differences between the information presented here and what appears on your Form 1099-B, including but not limited to the following situations:

- * Cost basis for many fixed income tax lots has been amortized (for securities purchased at a premium) or accreted (for securities purchased at a discount), when possible, for applicable securities. For securities that were purchased at an Original Issue Discount (OID), only those positions whose cost basis has been adjusted will reflect the impacts of the OID accruals on the original cost basis. The original issue discount amount reported on your Form 1099-OID is not adjusted for market discount, acquisition premium or bond premium. Therefore, the amortization and accretion adjustments used on this statement may not be consistent with the Form 1099-OID amount because the reporting requirements on the Form 1099-OID are different.
- * The Original Price represents the unadjusted price of the security. The Original Price can be used to calculate the original unadjusted cost of the security.
- * Short sales are reportable on Form 1099-B before the position is closed.
- * Implicit redemptions by the issuer of a structured product are reportable on Form 1099-B, but will not appear on the Realized Gain/Loss Statement if that implicit redemption did not result in a closed tax lot at that time.
- * Securities subject to market reporting requirements for those investors are not included here nor is that information available on our systems.
- * Long-term capital gains reported by a RIC or REIT appear on Form 1099-DIV only, as noted in the instructions for that form.
- * Lots closed due to transfers or journals will not be reflected in the Realized Gain/Loss Statement, or on the Form 1099-B.

Realized Gain/Loss Summary

	THIS YEAR GAIN	THIS YEAR LOSS	THIS YEAR NET
Short term	46,267.20	-40,257.42	6,009.78
Long term	0.00	0.00	0.00
Total - Realized Gain/Loss	\$46,267.20	-\$40,257.42	\$6,009.78

Realized Gain/Loss

As of Date: 2/05/10

Account Number: 4205-1214
 HERMES FOUNDATION
 ERIC J NILSON
 S JEFFREY MOSTADE CO TTEES


Realized Gain/Loss Detail for Year

Short Term	DESCRIPTION	QUANTITY	ADJ PRICE/ ORIG PRICE	DATE ACQUIRED	CLOSE DATE	PROCEEDS	ADJ COST/ ORIG COST	GAIN/LOSS
	ACCENTURE LTD	260.0000	28.2366	11/19/08	04/08/09	7,064.01	7,341.52	-277.51
	ACE LIMITED	110.0000	54.5334	08/11/08	01/23/09	4,841.65	5,998.67	-1,157.02
		10.0000	40.8279	10/10/08	01/23/09	440.15	408.28	31.87
		70.0000	50.2415	12/01/08	01/23/09	3,081.06	3,516.91	-435.85
		210.0000	45.6004	05/04/09	07/13/09	8,941.47	9,576.08	-634.61
	ACERGY SA-SPON ADR	110.0000	11.1662	08/03/09	10/26/09	1,522.68	1,228.29	294.39
		20.0000	11.2400	09/21/09	10/26/09	276.86	224.80	52.06
	ADVANCE AUTO PARTS	210.0000	44.4336	07/13/09	09/09/09	8,733.46	9,331.06	-597.60
	ALLEGiant TRAVEL CO	140.0000	40.6470	03/16/09	04/14/09	7,371.64	5,690.58	1,681.06
		110.0000	40.6470	03/16/09	04/24/09	5,505.49	4,471.17	1,034.32
	ALLIANCE DATA SYSTEMS CORP	240.0000	36.0306	03/30/09	07/13/09	8,805.99	8,647.34	158.65
	ALLIED WORLD ASSURANCE HLDGS	110.0000	37.9186	01/26/09	02/09/09	4,608.76	4,171.05	437.71
	ALTRIA GROUP INC	610.0000	16.8107	02/09/09	02/17/09	9,508.62	10,254.53	-745.91
	AMERISOURCEBERGEN CORP	170.0000	37.1134	02/02/09	03/30/09	5,407.20	6,309.29	-902.09
		70.0000	37.1134	02/02/09	05/04/09	2,445.60	2,597.93	-152.33
		150.0000	34.6800	04/20/09	05/04/09	5,240.58	5,202.00	38.58
	AMGEN INC	80.0000	60.7600	11/10/08	01/12/09	4,592.56	4,860.80	-268.24
		50.0000	57.3600	12/29/08	01/12/09	2,870.35	2,868.00	2.35
	AMPHENOL CORP NEW CL A	140.0000	50.4605	04/27/09	05/26/09	6,753.42	7,064.47	-311.05
	ARCH CAP GROUP LTD	60.0000	40.7000	11/02/09	11/09/09	2,527.73	2,442.00	85.73
		150.0000	67.0470	12/01/08	02/19/09	8,402.49	10,057.05	-1,654.56



Realized Gain/Loss

As of Date: 2/05/10



Account Number: 4205-1214
 HERMES FOUNDATION
 ERIC J NILSON
 S JEFFREY MOSTADE CO TTEES

Short Term DESCRIPTION	Quantity	ADJ PRICE/ ORIG PRICE	DATE ACQUIRED	CLOSE DATE	PROCEEDS	ADJ COST/ ORIG COST	GAIN/LOSS
ARCHER-DANIELS-MIDLND CO	170.0000	25.3981	11/19/08	04/23/09	3,991.11	4,317.68	-326.57
AT & T INC	70.0000	28.1081	03/11/09	04/23/09	1,643.41	1,967.57	-324.16
AXIS CAPITAL HLDGS LTD	160.0000	28.4723	12/22/08	02/09/09	4,158.37	4,555.57	-397.20
BECTON DICKINSON & CO	310.0000	26.9304	12/08/08	02/02/09	7,575.14	8,348.42	-773.28
BMC SOFTWARE INC	70.0000	68.0400	03/30/09	06/22/09	4,790.67	4,762.80	27.87
CA INC	170.0000	25.0903	11/19/08	01/26/09	4,431.12	4,265.35	165.77
CAMPBELL SOUP COMPANY	140.0000	29.3806	02/17/09	03/23/09	4,347.19	4,113.28	233.91
CENTERPOINT ENERGY INC	70.0000	34.3899	08/10/09	11/02/09	2,578.83	2,407.30	171.53
CHESAPEAKE ENERGY CORP	60.0000	34.6444	08/17/09	11/02/09	2,210.44	2,078.66	131.78
CISCO SYSTEMS INC	10.0000	21.7769	09/08/09	10/19/09	236.99	217.77	19.22
COACH INC	130.0000	29.1985	07/13/09	08/31/09	4,082.98	3,795.81	287.17
COPA HOLDINGS SA CL A	170.0000	12.9056	12/08/08	02/17/09	2,167.99	2,193.95	-25.96
CORN PRODS INTL INC	90.0000	13.3808	01/26/09	02/17/09	1,147.77	1,204.28	-56.51
	170.0000	13.3808	01/26/09	03/02/09	1,704.31	2,274.73	-570.42
	320.0000	22.4328	08/17/09	11/23/09	7,501.40	7,178.50	322.90
	240.0000	17.9637	05/26/09	08/03/09	5,340.46	4,311.29	1,029.17
	490.0000	20.9630	12/08/08	01/12/09	8,565.93	10,271.87	-1,705.94
	340.0000	29.3569	12/22/08	02/02/09	8,936.70	9,981.35	-1,044.65
	210.0000	41.2485	07/13/09	11/09/09	9,586.84	8,662.19	924.65
	250.0000	20.5166	10/10/08	02/02/09	5,263.17	5,129.17	134.00

Realized Gain/Loss

As of Date: 2/05/10

Account Number: 4205-1214
 HERMES FOUNDATION
 ERIC J NILSON
 S JEFFREY MOSTADE CO TTEES

Short Term	Continued	DESCRIPTION	QUANTITY	ADJ PRICE/ ORIG PRICE	ACQUIRED DATE	CLOSE DATE	PROCEEDS	ADJ COST/ ORIG COST	GAIN/LOSS
		COVIDIEN LTD	130.0000	33.7179	04/16/09	06/01/09	4,696.51	4,383.33	313.18
		CROWN HOLDINGS INC	180.0000	18.8359	12/29/08	07/20/09	4,483.54	3,390.46	1,093.08
		DOLBY LABORATORIES INC CL A	90.0000	30.6659	03/11/09	11/09/09	3,798.75	2,759.93	1,038.82
			50.0000	37.9022	05/26/09	11/09/09	2,110.43	1,895.11	215.32
		DRESSER-RAND GROUP INC	190.0000	19.2697	02/02/09	03/30/09	4,116.07	3,661.25	454.82
			360.0000	19.2697	02/02/09	11/23/09	10,602.30	6,937.09	3,665.21
		EARTHLINK INC	550.0000	7.3557	04/27/09	07/06/09	4,126.71	4,045.64	81.07
			570.0000	7.3557	04/27/09	11/23/09	4,823.44	4,192.74	630.70
			550.0000	8.3872	08/03/09	11/23/09	4,654.20	4,612.96	41.24
		EDISON INTL	100.0000	34.3955	10/23/08	02/20/09	2,724.67	3,439.55	-714.88
			10.0000	32.3900	11/19/08	02/20/09	272.47	323.90	-51.43
			120.0000	28.8775	03/27/09	12/21/09	4,269.35	3,465.30	804.05
		ENCORE ACQUISITION CO	290.0000	30.7770	02/09/09	02/18/09	6,544.85	8,925.33	-2,380.48
		ENDO PHARM HLDGS INC	240.0000	19.9750	11/10/08	04/07/09	4,167.21	4,794.00	-626.79
			70.0000	22.4479	12/08/08	04/07/09	1,215.44	1,571.36	-355.92
			10.0000	17.6085	06/11/09	11/09/09	228.34	176.09	52.25
			280.0000	17.6166	06/22/09	11/09/09	6,393.57	4,932.67	1,460.90
		ENERGIZER HOLDINGS INC	110.0000	17.9863	07/06/09	11/09/09	2,511.77	1,978.49	533.28
		EQUIFAX INC	150.0000	48.9028	03/23/09	11/09/09	8,879.61	7,335.42	1,544.19
			40.0000	28.5221	05/04/09	08/03/09	1,041.57	1,140.89	-99.32
			70.0000	28.7626	05/11/09	08/03/09	1,822.74	2,013.38	-190.64
			10.0000	27.2060	05/26/09	08/03/09	260.40	272.06	-11.66



Realized Gain/Loss

As of Date: 2/05/10


Account Number: 4205-1214
 HERMES FOUNDATION
 ERIC J NILSON
 S JEFFREY MOSTADE CO TTEES

Short Term	Continued	DESCRIPTION	QUANTITY	ADJ PRICE/ ORIG PRICE	DATE ACQUIRED	CLOSE DATE	PROCEEDS	ADJ COST/ ORIG COST	GAIN/LOSS
		INTEL CORP	200.0000	19.0300	11/02/09	11/16/09	4,018.57	3,806.00	212.57
		INTERNATIONAL BUSINESS MACHINE CORP	100.0000	92.3895	01/26/09	03/16/09	9,182.94	9,238.95	-56.01
		ITT EDUCATIONAL SERVICES INC	110.0000	88.8879	11/10/08	01/26/09	13,265.92	9,777.67	3,488.25
		JACK IN THE BOX INC	210.0000	21.5062	01/13/09	02/23/09	4,247.05	4,516.31	-269.26
			50.0000	21.5062	01/13/09	06/24/09	1,098.23	1,075.30	22.93
			180.0000	23.2246	01/26/09	06/24/09	3,953.65	4,180.43	-226.78
			100.0000	20.7238	03/17/09	06/24/09	2,196.48	2,072.38	124.10
		JARDEN CORP	390.0000	18.8675	04/27/09	05/04/09	7,259.66	7,358.33	-98.67
		KIMBERLY-CLARK CORP	80.0000	51.3007	05/26/09	07/27/09	4,627.88	4,104.06	523.82
		KING PHARMACEUTICALS INC	1,040.0000	10.7997	01/05/09	02/02/09	8,930.63	11,231.70	-2,301.07
			1,080.0000	9.6130	06/01/09	07/13/09	9,577.73	10,382.04	-804.31
		KROGER COMPANY COMMON	230.0000	26.5324	01/05/09	02/10/09	4,931.63	6,102.45	-1,170.82
			250.0000	22.3061	05/04/09	12/08/09	4,970.82	5,576.53	-605.71
		MCKESSON CORPORATION	190.0000	44.9716	02/02/09	03/12/09	6,496.25	8,544.60	-2,048.35
		MEDNAX INC	210.0000	53.0184	09/14/09	10/26/09	11,504.99	11,133.86	371.13
		NEWFIELD EXPLORATION COMPANY	180.0000	34.9731	07/20/09	08/17/09	6,704.50	6,295.16	409.34
			140.0000	34.9731	07/20/09	12/14/09	6,062.13	4,896.23	1,165.90
		NOBLE ENERGY INC	220.0000	54.5003	01/05/09	03/02/09	9,644.92	11,990.07	-2,345.15
		NUCOR CORP	80.0000	31.8245	10/10/08	02/09/09	3,716.27	2,545.96	1,170.31
		OCCIDENTAL PETE CORP	140.0000	48.5448	10/23/08	02/09/09	8,070.52	6,796.27	1,274.25
		OLIN CORP PAR \$1	360.0000	14.9159	04/20/09	04/24/09	5,024.21	5,369.72	-345.51
		OMNICARE INC	280.0000	25.5491	04/14/09	06/01/09	7,565.54	7,153.75	411.79



Realized Gain/Loss

As of Date: 2/05/10



Account Number: 4205-1214
 HERMES FOUNDATION
 ERIC J NILSON
 S JEFFREY MOSTADE CO TTEES

Short Term		Continued									
DESCRIPTION	QUANTITY	ADJ PRICE/ ORIG PRICE	ACQUIRED	DATE	CLOSE DATE	PROCEEDS	ADJ COST/ ORIG COST	GAIN/LOSS			
ORACLE CORPORATION	110.0000	27.0090	04/20/09	06/01/09	2,972.18	2,970.99	1.19				
PEPSI BOTTLING GROUP INC COM	270.0000	20.8257	07/06/09	08/17/09	5,843.96	5,622.94	221.02				
QUEST DIAGNOSTICS INC	200.0000	18.9590	11/19/08	04/13/09	4,892.55	3,791.80	1,100.75				
RENAISSANCE RE HOLDING LTD	90.0000	50.5698	05/04/09	07/13/09	4,840.97	4,551.29	289.68				
ROCKWELL COLLINS	60.0000	48.5404	03/23/09	03/30/09	2,858.38	2,912.43	-54.05				
ROYAL DUTCH SHELL PLC ADR CL A	120.0000	48.5404	03/23/09	05/26/09	5,204.74	5,824.84	-620.10				
RYDER SYSTEM INC	70.0000	50.9392	04/20/09	05/26/09	3,036.10	3,565.74	-529.64				
SAIC INC	190.0000	36.8261	12/29/08	02/09/09	7,330.80	6,996.96	333.84				
SEMPRA ENERGY	50.0000	38.7217	01/12/09	02/09/09	1,929.16	1,936.09	-6.93				
STANCORP FINANCIAL GROUP	160.0000	37.5292	04/27/09	08/10/09	7,109.33	6,004.67	1,104.66				
SYMANTEC CORP	200.0000	54.6275	01/05/09	02/02/09	9,728.26	10,925.50	-1,197.24				
	90.0000	35.2283	10/28/08	02/04/09	2,923.71	3,170.55	-246.84				
	10.0000	33.5200	11/19/08	02/04/09	324.86	335.20	-10.34				
	300.0000	18.5359	04/06/09	04/27/09	5,409.01	5,560.77	-151.76				
	190.0000	18.5359	04/06/09	05/20/09	3,066.39	3,521.82	-455.43				
	50.0000	43.6240	03/23/09	07/13/09	2,359.88	2,181.20	178.68				
	90.0000	45.7200	04/14/09	07/13/09	4,247.79	4,114.80	132.99				
	80.0000	45.9793	04/20/09	07/13/09	3,775.82	3,678.35	97.47				
	120.0000	38.6511	12/17/08	01/12/09	3,873.49	4,638.13	-764.64				
	300.0000	13.5984	01/12/09	02/02/09	4,596.60	4,079.52	517.08				
	180.0000	13.6131	01/13/09	02/02/09	2,757.96	2,450.36	307.60				
	440.0000	15.5266	02/09/09	04/27/09	7,576.78	6,831.70	745.08				

Realized Gain/Loss

As of Date: 2/05/10

Account Number: 4205-1214
 HERMES FOUNDATION
 ERIC J NILSON
 S JEFFREY MOSTADE CO TTEES

Short Term	Continued	DESCRIPTION	QUANTITY	ADJ PRICE/ ORIG PRICE	DATE ACQUIRED	CLOSE DATE	PROCEEDS	ADJ COST/ ORIG COST	GAIN/LOSS
		TETRA TECHNOLOGIES INC DEL	690.0000	9.7753	11/02/09	12/09/09	6,136.56	6,744.96	-608.40
		THOMAS & BETTS CORP	220.0000	27.3273	02/09/09	04/14/09	6,287.87	6,012.01	275.86
			200.0000	27.3273	02/09/09	07/08/09	5,133.86	5,465.46	-331.60
			70.0000	32.0810	05/04/09	07/08/09	1,796.86	2,245.67	-448.81
		TRAVELERS COS INC/ THE	100.0000	43.6903	12/08/08	04/06/09	4,221.25	4,369.04	-147.79
			90.0000	43.6903	12/08/08	07/06/09	3,534.11	3,932.12	-398.01
			50.0000	38.5200	03/27/09	07/06/09	1,963.40	1,926.00	37.40
			90.0000	42.8688	04/20/09	07/06/09	3,534.12	3,858.20	-324.08
		UNIVERSAL HEALTH SVCS INC CL B	20.0000	56.6715	06/01/09	12/03/09	1,133.17	1,133.43	-0.26
			70.0000	47.9110	07/06/09	12/03/09	3,966.10	3,353.77	612.33
		V F CORPORATION	80.0000	55.1287	12/17/08	01/26/09	4,350.37	4,410.30	-59.93
		WAL-MART STORES INC	90.0000	51.0900	05/04/09	05/11/09	4,480.98	4,598.10	-117.12
		WARNACO GROUP INC CL A	300.0000	22.1856	02/02/09	03/09/09	5,139.72	6,655.68	-1,515.96
		WARNER CHILCOTT LTD CL A	530.0000	14.5169	12/15/08	02/02/09	7,120.24	7,693.96	-573.72
			50.0000	13.9871	12/22/08	02/02/09	671.72	699.36	-27.64
			170.0000	13.9757	12/29/08	02/02/09	2,283.86	2,375.87	-92.01
		WASTE MGMT INC DEL	160.0000	27.3129	04/20/09	05/26/09	4,479.88	4,370.06	109.82
		WELLPOINT INC	90.0000	43.6163	05/04/09	05/11/09	4,319.88	3,925.47	394.41
			80.0000	43.6163	05/04/09	06/22/09	3,959.09	3,489.31	469.78
			70.0000	43.6163	05/04/09	07/20/09	3,454.28	3,053.13	401.15
			10.0000	47.4181	06/01/09	07/20/09	493.47	474.19	19.28
			60.0000	47.4181	06/01/09	10/08/09	2,653.71	2,845.08	-191.37
			60.0000	49.0596	07/13/09	10/08/09	2,653.71	2,943.58	-289.87



Realized Gain/Loss

As of Date: 2/05/10



Account Number: 4205-1214
 HERMES FOUNDATION
 ERIC J NILSON
 S JEFFREY MOSTADE CO TTEES

Short Term	Continued	DESCRIPTION	QUANTITY	ADJ PRICE/ ORIG PRICE	DATE ACQUIRED	CLOSE DATE	PROCEEDS	ADJ COST/ ORIG COST	GAIN/LOSS
		WILLIS GROUP HOLDINGS LTD	310.0000	26.8018	05/26/09	07/13/09	7,662.19	8,308.56	-646.37
		YUM BRANDS INC	220.0000	30.3642	02/09/09	04/27/09	7,453.84	6,680.12	773.72
			190.0000	34.0281	05/04/09	07/13/09	6,644.77	6,465.34	179.43
			100.0000	33.7081	07/20/09	08/10/09	3,628.19	3,370.82	257.37
			110.0000	33.6685	07/27/09	08/10/09	3,991.02	3,703.54	287.48
Total - Short Term							\$754,130.74	\$748,120.96	\$6,009.78

FORM 990-PF INTEREST ON SAVINGS AND TEMPORARY CASH INVESTMENTS STATEMENT 1

SOURCE	AMOUNT
WACHOVIA SECURITIES	26.
WACHOVIA SECURITIES	11.
TOTAL TO FORM 990-PF, PART I, LINE 3, COLUMN A	37.

FORM 990-PF DIVIDENDS AND INTEREST FROM SECURITIES STATEMENT 2

SOURCE	GROSS AMOUNT	CAPITAL GAINS DIVIDENDS	COLUMN (A) AMOUNT
WACHOVIA SECURITIES	2,563.	0.	2,563.
TOTAL TO FM 990-PF, PART I, LN 4	2,563.	0.	2,563.

FORM 990-PF ACCOUNTING FEES STATEMENT 3

DESCRIPTION	(A) EXPENSES PER BOOKS	(B) NET INVESTMENT INCOME	(C) ADJUSTED NET INCOME	(D) CHARITABLE PURPOSES
TAX RETURN PREPARATION	1,002.	1,002.		0.
TO FORM 990-PF, PG 1, LN 16B	1,002.	1,002.		0.

FORM 990-PF OTHER PROFESSIONAL FEES STATEMENT 4

DESCRIPTION	(A) EXPENSES PER BOOKS	(B) NET INVESTMENT INCOME	(C) ADJUSTED NET INCOME	(D) CHARITABLE PURPOSES
MANAGEMENT FEES	3,501.	3,501.		0.
TO FORM 990-PF, PG 1, LN 16C	3,501.	3,501.		0.

FORM 990-PF	TAXES			STATEMENT 5
DESCRIPTION	(A) EXPENSES PER BOOKS	(B) NET INVEST- MENT INCOME	(C) ADJUSTED NET INCOME	(D) CHARITABLE PURPOSES
OHIO TAX	100.	100.		0.
FEDERAL TAX	310.	0.		0.
TO FORM 990-PF, PG 1, LN 18	410.	100.		0.

FORM 990-PF	CORPORATE STOCK		STATEMENT 6
DESCRIPTION	BOOK VALUE	FAIR MARKET VALUE	
WACHOVIA SECURITIES ACCOUNT	243,237.	268,403.	
TOTAL TO FORM 990-PF, PART II, LINE 10B	243,237.	268,403.	

FORM 990-PF

GRANTS AND CONTRIBUTIONS
PAID DURING THE YEAR

STATEMENT 7

RECIPIENT NAME AND ADDRESS	RECIPIENT RELATIONSHIP AND PURPOSE OF GRANT	RECIPIENT STATUS	AMOUNT
AIDS SERVICES OF ORANGE COUNTY	CHARITABLE	501(C)(3)	50.
AMERICAN CANCER SOCIETY	CHARITABLE	501(C)(3)	100.
ARTS PLYMOUTH CHURCH	CHARITABLE	501(C)(3)	200.
CLEVELAND FOOD BANK	CHARITABLE	501(C)(3)	500.
CLEVELAND MUSEUM OF ART	CHARITABLE	501(C)(3)	1,750.
CLEVELAND RESTORATION SOCIETY	CHARITABLE	501(C)(3)	500.
DALLAS BLACK TIE DINNER	CHARITABLE	501(C)(3)	400.
DFW HUMANE SOCIETY	CHARITABLE	501(C)(3)	500.

Organization Name	Charitable Status	501(C)(3) Code	Amount
EPISCOPAL COMMUNITY SERVICES	CHARITABLE	501(C)(3)	1,000.
EQUALITY OHIO	CHARITABLE	501(C)(3)	2,500.
FILL A MIND & A HEART	CHARITABLE	501(C)(3)	1,000.
GLBT HISTORICAL SOCIETY	CHARITABLE	501(C)(3)	2,000.
GLSEN	CHARITABLE	501(C)(3)	2,500.
HOPE HOSPICE OF FORT MYERS	CHARITABLE	501(C)(3)	100.
LEUKEMIA AND LYMPHOMA SOCIETY	CHARITABLE	501(C)(3)	100.
NATIONAL MS SOCIETY	CHARITABLE	501(C)(3)	550.
OBERLIN COLLEGE	CHARITABLE	501(C)(3)	250.
TAPPAN LAKE VOLUNTEER FIRE DEPT.	CHARITABLE	501(C)(3)	100.

THE AKANSHA FUND	CHARITABLE	501(C)(3)	250.
TRINITY CATHEDRAL	CHARITABLE	501(C)(3)	10,250.
TUESDAY'S ANGELS	CHARITABLE	501(C)(3)	250.
WCPN PUBLIC RADIO	CHARITABLE	501(C)(3)	4,500.
TOTAL TO FORM 990-PF, PART XV, LINE 3A			<u>29,350.</u>