



See a Social Security Number? Say Something!  
Report Privacy Problems to <https://public.resource.org/privacy>  
Or call the IRS Identity Theft Hotline at 1-800-908-4490



**Return of Private Foundation  
or Section 4947(a)(1) Nonexempt Charitable Trust  
Treated as a Private Foundation**

**2009**

Department of the Treasury  
Internal Revenue Service (77)

Note. The foundation may be able to use a copy of this return to satisfy state reporting requirements

For calendar year 2009, or tax year beginning \_\_\_\_\_, and ending \_\_\_\_\_

G Check all that apply  Initial return  Initial return of a former public charity  Final return  
 Amended return  Address change  Name change


Use the IRS label. Otherwise, print or type. See Specific Instructions.	Name of foundation <b>DENMAN FOUNDATION</b>	A Employer identification number <b>31-1573295</b>
	Number and street (or P O box number if mail is not delivered to street address) Room/suite <b>139 HICKORY RIDGE COURT</b>	B Telephone number (see page 10 of the instructions) <b>(713)827-1704</b>
	City or town, state, and ZIP code <b>HOUSTON TX 77024</b>	C If exemption application is pending, check here <input type="checkbox"/> D 1. Foreign organizations, check here <input type="checkbox"/> 2. Foreign organizations meeting the 85% test, check here and attach computation <input type="checkbox"/> E If private foundation status was terminated under section 507(b)(1)(A), check here <input type="checkbox"/> F If the foundation is in a 60-month termination under section 507(b)(1)(B), check here <input type="checkbox"/>

H Check type of organization:  Section 501(c)(3) exempt private foundation  
 Section 4947(a)(1) nonexempt charitable trust  Other taxable private foundation

I Fair market value of all assets at end of year (from Part II, col (c), line 16) ▶ \$ **2,541,365**

J Accounting method:  Cash  Accrual  Other (specify) \_\_\_\_\_  
 (Part I, column (d) must be on cash basis)

Part I Analysis of Revenue and Expenses (The total of amounts in columns (b), (c), and (d) may not necessarily equal the amounts in column (a) (see page 11 of the instructions))	(a) Revenue and expenses per books	(b) Net investment income	(c) Adjusted net income	(d) Disbursements for charitable purposes (cash basis only)
1 Contributions, gifts, grants, etc., received (attach schedule)				
2 Check <input type="checkbox"/> if the foundation is not required to attach Sch B				
3 Interest on savings and temporary cash investments	2,016	2,016	2,016	
4 Dividends and interest from securities	36,518	36,518	36,518	
5 a Gross rents		0		
b Net rental income or (loss)		0		
6 a Net gain or (loss) from sale of assets not on line 10	-155,718			
b Gross sales price for all assets on line 6a	583,433			
7 Capital gain net income (from Part IV, line 2)		0		
8 Net short-term capital gain			0	
9 Income modifications				
10 a Gross sales less returns and allowances	0			
b Less Cost of goods sold	0			
c Gross profit or (loss) (attach schedule)	0			
11 Other income (attach schedule)	0	0	0	
12 Total. Add lines 1 through 11	-117,184	38,534	38,534	
13 Compensation of officers, directors, trustees, etc	0			
14 Other employee salaries and wages				
15 Pension plans, employee benefits				
16 a Legal fees (attach schedule)	0	0	0	0
b Accounting fees (attach schedule)	4,265	4,265	4,265	0
c Other professional fees (attach schedule)	0	0	0	0
17 Interest				
18 Taxes (attach schedule) (see page 14 of the instructions)	9,106	0	0	0
19 Depreciation (attach schedule) and depletion	0	0	0	
20 Occupancy				
21 Travel, conferences, and meetings				
22 Printing and publications				
23 Other expenses (attach schedule)	9,131	9,131	9,131	0
24 Total operating and administrative expenses. Add lines 13 through 23	22,502	13,396	13,396	0
25 Contributions, gifts, grants paid	81,000			81,000
26 Total expenses and disbursements. Add lines 24 and 25	103,502	13,396	13,396	81,000
27 Subtract line 26 from line 12				
a Excess of revenue over expenses and disbursements	-220,686			
b Net investment income (if negative, enter -0-)		25,138		
c Adjusted net income (if negative, enter -0-)			25,138	



SCANNED NOV 18 2010

Revenue

Operating and Administrative Expenses

Part II Balance Sheets		Attached schedules and amounts in the description column should be for end-of-year amounts only (See instructions)			
		Beginning of year	End of year		
		(a) Book Value	(b) Book Value	(c) Fair Market Value	
Assets	1	Cash—non-interest-bearing	14,324	14,273	14,273
	2	Savings and temporary cash investments	1,323,150	1,281,465	1,281,465
	3	Accounts receivable	0		
		Less allowance for doubtful accounts	0	0	0
	4	Pledges receivable	0		
		Less allowance for doubtful accounts	0	0	0
	5	Grants receivable			
	6	Receivables due from officers, directors, trustees, and other disqualified persons (attach schedule) (see page 15 of the instructions)	0	0	0
	7	Other notes and loans receivable (attach schedule)	0		
		Less allowance for doubtful accounts	0	0	0
	8	Inventories for sale or use			
	9	Prepaid expenses and deferred charges	4,457	2,108	2,108
	10 a	Investments—U S and state government obligations (attach schedule)	0	0	0
	b	Investments—corporate stock (attach schedule)	1,445,775	1,269,174	1,243,519
	c	Investments—corporate bonds (attach schedule)	0	0	0
	11	Investments—land, buildings, and equipment basis	0		
	Less accumulated depreciation (attach schedule)	0	0	0	
12	Investments—mortgage loans				
13	Investments—other (attach schedule)	0	0	0	
14	Land, buildings, and equipment basis	0			
	Less accumulated depreciation (attach schedule)	0	0	0	
15	Other assets (describe)	0	0	0	
16	<b>Total assets</b> (to be completed by all filers—see the instructions Also, see page 1, item I)	<b>2,787,706</b>	<b>2,567,020</b>	<b>2,541,365</b>	
Liabilities	17	Accounts payable and accrued expenses			
	18	Grants payable			
	19	Deferred revenue			
	20	Loans from officers, directors, trustees, and other disqualified persons	0	0	
	21	Mortgages and other notes payable (attach schedule)	0	0	
	22	Other liabilities (describe)	0	0	
	23	<b>Total liabilities</b> (add lines 17 through 22)	<b>0</b>	<b>0</b>	
Net Assets or Fund Balances	Foundations that follow SFAS 117, check here and complete lines 24 through 26 and lines 30 and 31. <input type="checkbox"/>				
	24	Unrestricted			
	25	Temporarily restricted			
	26	Permanently restricted			
	Foundations that do not follow SFAS 117, check here and complete lines 27 through 31. <input type="checkbox"/>				
	27	Capital stock, trust principal, or current funds			
	28	Paid-in or capital surplus, or land, bldg, and equipment fund			
29	Retained earnings, accumulated income, endowment, or other funds	2,787,706	2,567,020		
30	<b>Total net assets or fund balances</b> (see page 17 of the instructions)	<b>2,787,706</b>	<b>2,567,020</b>		
31	<b>Total liabilities and net assets/fund balances</b> (see page 17 of the instructions)	<b>2,787,706</b>	<b>2,567,020</b>		

Part III Analysis of Changes in Net Assets or Fund Balances		
1	Total net assets or fund balances at beginning of year—Part II, column (a), line 30 (must agree with end-of-year figure reported on prior year's return)	2,787,706
2	Enter amount from Part I, line 27a	-220,686
3	Other increases not included in line 2 (itemize)	0
4	Add lines 1, 2, and 3	2,567,020
5	Decreases not included in line 2 (itemize)	0
6	Total net assets or fund balances at end of year (line 4 minus line 5)—Part II, column (b), line 30	2,567,020

**Part IV Capital Gains and Losses for Tax on Investment Income**

(a) List and describe the kind(s) of property sold (e.g., real estate, 2-story brick warehouse, or common stock, 200 shs MLC Co.)		(b) How acquired P—Purchase D—Donation	(c) Date acquired (mo., day, yr.)	(d) Date sold (mo., day, yr.)
<b>1a SCHEDULE ATTACHED-ST</b>				
<b>b SCHEDULE ATTACHED - LT</b>				
<b>c</b>				
<b>d</b>				
<b>e</b>				
(e) Gross sales price	(f) Depreciation allowed (or allowable)	(g) Cost or other basis plus expense of sale	(h) Gain or (loss) (e) plus (f) minus (g)	
<b>a</b> 330,389	0	346,798	-16,409	
<b>b</b> 253,044	0	392,353	-139,309	
<b>c</b> 0	0	0	0	
<b>d</b> 0	0	0	0	
<b>e</b> 0	0	0	0	
Complete only for assets showing gain in column (h) and owned by the foundation on 12/31/69			(l) Gains (Col. (h) gain minus col. (k), but not less than -0-) or Losses (from col. (h))	
(i) FMV as of 12/31/69	(j) Adjusted basis as of 12/31/69	(k) Excess of col. (i) over col. (j), if any		
<b>a</b> 0	0	0	-16,409	
<b>b</b> 0	0	0	-139,309	
<b>c</b> 0	0	0	0	
<b>d</b> 0	0	0	0	
<b>e</b> 0	0	0	0	
<b>2</b> Capital gain net income or (net capital loss) { If gain, also enter in Part I, line 7 If (loss), enter -0- in Part I, line 7 }			<b>2</b>	-155,718
<b>3</b> Net short-term capital gain or (loss) as defined in sections 1222(5) and (6): If gain, also enter in Part I, line 8, column (c) (see pages 13 and 17 of the instructions) If (loss), enter -0- in Part I, line 8			<b>3</b>	0

**Part V Qualification Under Section 4940(e) for Reduced Tax on Net Investment Income**

(For optional use by domestic private foundations subject to the section 4940(a) tax on net investment income.)

If section 4940(d)(2) applies, leave this part blank

Was the foundation liable for the section 4942 tax on the distributable amount of any year in the base period?  Yes  No

If "Yes," the foundation does not qualify under section 4940(e). Do not complete this part

**1** Enter the appropriate amount in each column for each year; see page 18 of the instructions before making any entries.

(a) Base period years Calendar year (or tax year beginning in)	(b) Adjusted qualifying distributions	(c) Net value of noncharitable-use assets	(d) Distribution ratio (col. (b) divided by col. (c))
2008	56,000	2,644,823	0.021173
2007	57,000	2,819,799	0.020214
2006	61,000	2,495,179	0.024447
2005	43,000	2,082,481	0.020648
2004	38,227	1,120,094	0.034128
<b>2</b> Total of line 1, column (d)			<b>2</b> 0.120610
<b>3</b> Average distribution ratio for the 5-year base period—divide the total on line 2 by 5, or by the number of years the foundation has been in existence if less than 5 years			<b>3</b> 0.024122
<b>4</b> Enter the net value of noncharitable-use assets for 2009 from Part X, line 5			<b>4</b> 2,365,725
<b>5</b> Multiply line 4 by line 3			<b>5</b> 57,066
<b>6</b> Enter 1% of net investment income (1% of Part I, line 27b)			<b>6</b> 251
<b>7</b> Add lines 5 and 6			<b>7</b> 57,317
<b>8</b> Enter qualifying distributions from Part XII, line 4 If line 8 is equal to or greater than line 7, check the box in Part VI, line 1b, and complete that part using a 1% tax rate. See the Part VI instructions on page 18.			<b>8</b> 81,000

**Part VI Excise Tax Based on Investment Income (Section 4940(a), 4940(b), 4940(e), or 4948—see page 18 of the instructions)**

1 a	Exempt operating foundations described in section 4940(d)(2), check here <input type="checkbox"/> and enter "N/A" on line 1 Date of ruling or determination letter _____ (attach copy of letter if necessary—see instructions)		
b	Domestic foundations that meet the section 4940(e) requirements in Part V, check here <input checked="" type="checkbox"/> and enter 1% of Part I, line 27b	1	251
c	All other domestic foundations enter 2% of line 27b Exempt foreign organizations enter 4% of Part I, line 12, col (b)		
2	Tax under section 511 (domestic section 4947(a)(1) trusts and taxable foundations only Others enter -0-)	2	0
3	Add lines 1 and 2	3	251
4	Subtitle A (income) tax (domestic section 4947(a)(1) trusts and taxable foundations only Others enter -0-)	4	
5	<b>Tax based on investment income.</b> Subtract line 4 from line 3 If zero or less, enter -0-	5	251
6	Credits/Payments		
a	2009 estimated tax payments and 2008 overpayment credited to 2009	6a	2,108
b	Exempt foreign organizations—tax withheld at source	6b	
c	Tax paid with application for extension of time to file (Form 8868)	6c	0
d	Backup withholding erroneously withheld	6d	
7	Total credits and payments Add lines 6a through 6d	7	2,108
8	Enter any penalty for underpayment of estimated tax Check here <input type="checkbox"/> if Form 2220 is attached	8	0
9	Tax due. If the total of lines 5 and 8 is more than line 7, enter amount owed	9	0
10	<b>Overpayment.</b> If line 7 is more than the total of lines 5 and 8, enter the amount overpaid	10	1,857
11	Enter the amount of line 10 to be Credited to 2010 estimated tax <b>1,857</b> Refunded	11	0

**Part VII-A Statements Regarding Activities**

	Yes	No
1 a		X
b		X
c		X
d		
e		
2		X
3		X
4 a		X
4 b		
5		X
6	X	
7	X	
8 a		
8 b	X	
9		X
10		X

**Part VII-A Statements Regarding Activities (continued)**

11	At any time during the year, did the foundation, directly or indirectly, own a controlled entity within the meaning of section 512(b)(13)? If "Yes," attach schedule (see page 20 of the instructions)	11		X
12	Did the foundation acquire a direct or indirect interest in any applicable insurance contract before August 17, 2008?	12		X
13	Did the foundation comply with the public inspection requirements for its annual returns and exemption application?	13	X	
Website address ► NONE				
14	The books are in care of ► RONALD O. PALMER	Telephone no ► (713) 827-1704		
Located at ► 139 HICKORY RIDGE HOUSTON TX		ZIP+4 ► 77024		
15	Section 4947(a)(1) nonexempt charitable trusts filing Form 990-PF in lieu of Form 1041—Check here and enter the amount of tax-exempt interest received or accrued during the year	► 15		

**Part VII-B Statements Regarding Activities for Which Form 4720 May Be Required**

File Form 4720 if any item is checked in the "Yes" column, unless an exception applies.		Yes	No
1a	During the year did the foundation (either directly or indirectly)		
(1)	Engage in the sale or exchange, or leasing of property with a disqualified person? <input type="checkbox"/> Yes <input checked="" type="checkbox"/> No		
(2)	Borrow money from, lend money to, or otherwise extend credit to (or accept it from) a disqualified person? <input type="checkbox"/> Yes <input checked="" type="checkbox"/> No		
(3)	Furnish goods, services, or facilities to (or accept them from) a disqualified person? <input type="checkbox"/> Yes <input checked="" type="checkbox"/> No		
(4)	Pay compensation to, or pay or reimburse the expenses of, a disqualified person? <input type="checkbox"/> Yes <input checked="" type="checkbox"/> No		
(5)	Transfer any income or assets to a disqualified person (or make any of either available for the benefit or use of a disqualified person)? <input type="checkbox"/> Yes <input checked="" type="checkbox"/> No		
(6)	Agree to pay money or property to a government official? (Exception. Check "No" if the foundation agreed to make a grant to or to employ the official for a period after termination of government service, if terminating within 90 days ) <input type="checkbox"/> Yes <input checked="" type="checkbox"/> No		
b	If any answer is "Yes" to 1a(1)–(6), did any of the acts fail to qualify under the exceptions described in Regulations section 53.4941(d)-3 or in a current notice regarding disaster assistance (see page 20 of the instructions)? Organizations relying on a current notice regarding disaster assistance check here <input type="checkbox"/>	1b	N/A
c	Did the foundation engage in a prior year in any of the acts described in 1a, other than excepted acts, that were not corrected before the first day of the tax year beginning in 2009?	1c	X
2	Taxes on failure to distribute income (section 4942) (does not apply for years the foundation was a private operating foundation defined in section 4942(j)(3) or 4942(j)(5))		
a	At the end of tax year 2009, did the foundation have any undistributed income (lines 6d and 6e, Part XIII) for tax year(s) beginning before 2009? <input type="checkbox"/> Yes <input checked="" type="checkbox"/> No If "Yes," list the years ► 20____, 20____, 20____, 20____		
b	Are there any years listed in 2a for which the foundation is not applying the provisions of section 4942(a)(2) (relating to incorrect valuation of assets) to the year's undistributed income? (If applying section 4942(a)(2) to all years listed, answer "No" and attach statement—see page 20 of the instructions )	2b	N/A
c	If the provisions of section 4942(a)(2) are being applied to any of the years listed in 2a, list the years here. ► 20____, 20____, 20____, 20____		
3a	Did the foundation hold more than a 2% direct or indirect interest in any business enterprise at any time during the year? <input type="checkbox"/> Yes <input checked="" type="checkbox"/> No		
b	If "Yes," did it have excess business holdings in 2009 as a result of (1) any purchase by the foundation or disqualified persons after May 26, 1969; (2) the lapse of the 5-year period (or longer period approved by the Commissioner under section 4943(c)(7)) to dispose of holdings acquired by gift or bequest; or (3) the lapse of the 10-, 15-, or 20-year first phase holding period? (Use Schedule C, Form 4720, to determine if the foundation had excess business holdings in 2009.)	3b	N/A
4a	Did the foundation invest during the year any amount in a manner that would jeopardize its charitable purposes?	4a	X
b	Did the foundation make any investment in a prior year (but after December 31, 1969) that could jeopardize its charitable purpose that had not been removed from jeopardy before the first day of the tax year beginning in 2009?	4b	X

**Part VII-B Statements Regarding Activities for Which Form 4720 May Be Required** (continued)

**5a** During the year did the foundation pay or incur any amount to

(1) Carry on propaganda, or otherwise attempt to influence legislation (section 4945(e))?  Yes  No

(2) Influence the outcome of any specific public election (see section 4955), or to carry on, directly or indirectly, any voter registration drive?  Yes  No

(3) Provide a grant to an individual for travel, study, or other similar purposes?  Yes  No

(4) Provide a grant to an organization other than a charitable, etc., organization described in section 509(a)(1), (2), or (3), or section 4940(d)(2)? (see page 22 of the instructions)  Yes  No

(5) Provide for any purpose other than religious, charitable, scientific, literary, or educational purposes, or for the prevention of cruelty to children or animals?  Yes  No

**b** If any answer is "Yes" to 5a(1)–(5), did any of the transactions fail to qualify under the exceptions described in Regulations section 53.4945 or in a current notice regarding disaster assistance (see page 22 of the instructions)?  **5b** N/A

Organizations relying on a current notice regarding disaster assistance check here

**c** If the answer is "Yes" to question 5a(4), does the foundation claim exemption from the tax because it maintained expenditure responsibility for the grant?  Yes  No

If "Yes," attach the statement required by Regulations section 53.4945–5(d)

**6a** Did the foundation, during the year, receive any funds, directly or indirectly, to pay premiums on a personal benefit contract?  Yes  No

**b** Did the foundation, during the year, pay premiums, directly or indirectly, on a personal benefit contract?  Yes  No

If "Yes" to 6b, file Form 8870.

**7a** At any time during the tax year, was the foundation a party to a prohibited tax shelter transaction?  Yes  No

**b** If yes, did the foundation receive any proceeds or have any net income attributable to the transaction?  Yes  No **7b**

**Part VIII Information About Officers, Directors, Trustees, Foundation Managers, Highly Paid Employees, and Contractors**

**1 List all officers, directors, trustees, foundation managers and their compensation** (see page 22 of the instructions).

(a) Name and address	(b) Title, and average hours per week devoted to position	(c) Compensation (If not paid, enter -0-)	(d) Contributions to employee benefit plans and deferred compensation	(e) Expense account, other allowances
ERNESTINE N. PALMER 139 HICKORY RIDGE HOSTON TX 77024	DIRECTOR AS REQUIRED	0	0	0
RONALD O. PALMER 139 HICKORY RIDGE HOSTON TX 77024	DIRECTOR AS REQUIRED	0	0	0
		.00	0	0
		.00	0	0

**2 Compensation of five highest-paid employees (other than those included on line 1—see page 23 of the instructions). If none, enter "NONE."**

(a) Name and address of each employee paid more than \$50,000	(b) Title, and average hours per week devoted to position	(c) Compensation	(d) Contributions to employee benefit plans and deferred compensation	(e) Expense account, other allowances
None				

Total number of other employees paid over \$50,000

**Part VIII Information About Officers, Directors, Trustees, Foundation Managers, Highly Paid Employees, and Contractors (continued)**

**3 Five highest-paid independent contractors for professional services (see page 23 of the instructions). If none, enter "NONE."**

(a) Name and address of each person paid more than \$50,000	(b) Type of service	(c) Compensation
NONE		0
		0
		0
		0
		0
		0

Total number of others receiving over \$50,000 for professional services ▶ 0

**Part IX-A Summary of Direct Charitable Activities**

List the foundation's four largest direct charitable activities during the tax year. Include relevant statistical information such as the number of organizations and other beneficiaries served, conferences convened, research papers produced, etc.	Expenses
1 TEXAS CHILDREN'S HOSPITAL CARDIAC VALVE RESEARCH OF DR. CHARLES D. FRAISER	20,000
2 TEXAS CHILDREN'S HOSPITAL RESEARCH EFFORTS OF DR. NANCY AYERS	10,000
3 BOYS AND GIRLS CLUB OF DEEP EAST TEXAS OPERATING EXPENSES	10,000
4 BOYS AND GIRLS CLUB OF MORRISTOWN, INC. EDUCATIONAL PROGRAMS	10,000

**Part IX-B Summary of Program-Related Investments (see page 24 of the instructions)**

Describe the two largest program-related investments made by the foundation during the tax year on lines 1 and 2	Amount
1 NONE	
2 NONE	
All other program-related investments See page 24 of the instructions 3 NONE	0
<b>Total.</b> Add lines 1 through 3 <span style="float: right;">▶</span>	0

**Part X Minimum Investment Return** (All domestic foundations must complete this part. Foreign foundations, see page 24 of the instructions.)

1	Fair market value of assets not used (or held for use) directly in carrying out charitable, etc., purposes:		
a	Average monthly fair market value of securities	1a	1,090,405
b	Average of monthly cash balances	1b	1,311,346
c	Fair market value of all other assets (see page 24 of the instructions)	1c	
d	<b>Total</b> (add lines 1a, b, and c)	1d	2,401,751
e	Reduction claimed for blockage or other factors reported on lines 1a and 1c (attach detailed explanation)	1e	
2	Acquisition indebtedness applicable to line 1 assets	2	
3	Subtract line 2 from line 1d	3	2,401,751
4	Cash deemed held for charitable activities Enter 1½ % of line 3 (for greater amount, see page 25 of the instructions)	4	36,026
5	<b>Net value of noncharitable-use assets.</b> Subtract line 4 from line 3 Enter here and on Part V, line 4	5	2,365,725
6	<b>Minimum investment return.</b> Enter 5% of line 5	6	118,286

**Part XI Distributable Amount** (see page 25 of the instructions) (Section 4942(j)(3) and (j)(5) private operating foundations and certain foreign organizations check here  and do not complete this part)

1	Minimum investment return from Part X, line 6	1	118,286
2a	Tax on investment income for 2009 from Part VI, line 5	2a	251
b	Income tax for 2009 (This does not include the tax from Part VI)	2b	
c	Add lines 2a and 2b	2c	251
3	Distributable amount before adjustments Subtract line 2c from line 1	3	118,035
4	Recoveries of amounts treated as qualifying distributions	4	
5	Add lines 3 and 4	5	118,035
6	Deduction from distributable amount (see page 25 of the instructions)	6	
7	<b>Distributable amount as adjusted</b> Subtract line 6 from line 5. Enter here and on Part XIII, line 1	7	118,035

**Part XII Qualifying Distributions** (see page 25 of the instructions)

1	Amounts paid (including administrative expenses) to accomplish charitable, etc., purposes:		
a	Expenses, contributions, gifts, etc.—total from Part I, column (d), line 26	1a	81,000
b	Program-related investments—total from Part IX-B	1b	0
2	Amounts paid to acquire assets used (or held for use) directly in carrying out charitable, etc., purposes	2	
3	Amounts set aside for specific charitable projects that satisfy the:		
a	Suitability test (prior IRS approval required)	3a	
b	Cash distribution test (attach the required schedule)	3b	0
4	<b>Qualifying distributions.</b> Add lines 1a through 3b Enter here and on Part V, line 8, and Part XIII, line 4	4	81,000
5	Foundations that qualify under section 4940(e) for the reduced rate of tax on net investment income Enter 1% of Part I, line 27b (see page 26 of the instructions)	5	251
6	<b>Adjusted qualifying distributions.</b> Subtract line 5 from line 4	6	80,749

**Note.** The amount on line 6 will be used in Part V, column (b), in subsequent years when calculating whether the foundation qualifies for the section 4940(e) reduction of tax in those years.

**Part XIII Undistributed Income** (see page 26 of the instructions)

	(a) Corpus	(b) Years prior to 2008	(c) 2008	(d) 2009
1 Distributable amount for 2009 from Part XI, line 7				118,035
2 Undistributed income, if any, as of the end of 2009.				
a Enter amount for 2008 only			0	
b Total for prior years 20____, 20____, 20____		0		
3 Excess distributions carryover, if any, to 2009				
a From 2004	0			
b From 2005	0			
c From 2006	0			
d From 2007	0			
e From 2008	0			
f Total of lines 3a through e	0			
4 Qualifying distributions for 2009 from Part XII, line 4 ▶ \$ 81,000				
a Applied to 2008, but not more than line 2a			0	
b Applied to undistributed income of prior years (Election required—see page 26 of the instructions)		0		
c Treated as distributions out of corpus (Election required—see page 26 of the instructions)	0			
d Applied to 2009 distributable amount				81,000
e Remaining amount distributed out of corpus	0			
5 Excess distributions carryover applied to 2009 (If an amount appears in column (d), the same amount must be shown in column (a))	0			0
6 Enter the net total of each column as indicated below:				
a Corpus Add lines 3f, 4c, and 4e Subtract line 5	0			
b Prior years' undistributed income Subtract line 4b from line 2b		0		
c Enter the amount of prior years' undistributed income for which a notice of deficiency has been issued, or on which the section 4942(a) tax has been previously assessed				
d Subtract line 6c from line 6b Taxable amount—see page 27 of the instructions		0		
e Undistributed income for 2008 Subtract line 4a from line 2a Taxable amount—see page 27 of the instructions			0	
f Undistributed income for 2009 Subtract lines 4d and 5 from line 1 This amount must be distributed in 2010				37,035
7 Amounts treated as distributions out of corpus to satisfy requirements imposed by section 170(b)(1)(F) or 4942(g)(3) (see page 27 of the instructions)				
8 Excess distributions carryover from 2004 not applied on line 5 or line 7 (see page 27 of the instructions)	0			
9 Excess distributions carryover to 2010. Subtract lines 7 and 8 from line 6a	0			
10 Analysis of line 9				
a Excess from 2005	0			
b Excess from 2006	0			
c Excess from 2007	0			
d Excess from 2008	0			
e Excess from 2009	0			

**Part XIV Private Operating Foundations** (see page 27 of the instructions and Part VII-A, question 9)

N/A

**1 a** If the foundation has received a ruling or determination letter that it is a private operating foundation, and the ruling is effective for 2009, enter the date of the ruling

▶

**b** Check box to indicate whether the foundation is a private operating foundation described in section

4942(j)(3) or  4942(j)(5)

**2 a** Enter the lesser of the adjusted net income from Part I or the minimum investment return from Part X for each year listed.

Tax year	Prior 3 years			(e) Total	
	(a) 2009	(b) 2008	(c) 2007		(d) 2006
	25,138	65,471	98,255	82,872	271,736
<b>b</b> 85% of line 2a	21,367	55,650	83,517	70,441	230,975
<b>c</b> Qualifying distributions from Part XII, line 4 for each year listed	81,000	56,000	57,000	61,000	255,000
<b>d</b> Amounts included in line 2c not used directly for active conduct of exempt activities					0
<b>e</b> Qualifying distributions made directly for active conduct of exempt activities Subtract line 2d from line 2c	81,000	56,000	57,000	61,000	255,000
<b>3</b> Complete 3a, b, or c for the alternative test relied upon:					
<b>a</b> "Assets" alternative test—enter:					
<b>(1)</b> Value of all assets					0
<b>(2)</b> Value of assets qualifying under section 4942(j)(3)(B)(i)					0
<b>b</b> "Endowment" alternative test—enter 2/3 of minimum investment return shown in Part X, line 6 for each year listed	78,857	88,161	93,993	83,173	344,184
<b>c</b> "Support" alternative test—enter:					
<b>(1)</b> Total support other than gross investment income (interest, dividends, rents, payments on securities loans (section 512(a)(5)), or royalties)					0
<b>(2)</b> Support from general public and 5 or more exempt organizations as provided in section 4942(j)(3)(B)(iii)					0
<b>(3)</b> Largest amount of support from an exempt organization					0
<b>(4)</b> Gross investment income					0

**Part XV Supplementary Information** (Complete this part only if the foundation had \$5,000 or more in assets at any time during the year—see page 28 of the instructions.)

**1 Information Regarding Foundation Managers:**

**a** List any managers of the foundation who have contributed more than 2% of the total contributions received by the foundation before the close of any tax year (but only if they have contributed more than \$5,000) (See section 507(d)(2) )

RONALD O. PALMER                      ERNESTINE N. PALMER

**b** List any managers of the foundation who own 10% or more of the stock of a corporation (or an equally large portion of the ownership of a partnership or other entity) of which the foundation has a 10% or greater interest

NONE

**2 Information Regarding Contribution, Grant, Gift, Loan, Scholarship, etc., Programs:**

Check here  if the foundation only makes contributions to preselected charitable organizations and does not accept unsolicited requests for funds. If the foundation makes gifts, grants, etc. (see page 28 of the instructions) to individuals or organizations under other conditions, complete items 2a, b, c, and d

**a** The name, address, and telephone number of the person to whom applications should be addressed:

N/A

**b** The form in which applications should be submitted and information and materials they should include:

N/A

**c** Any submission deadlines:

N/A

**d** Any restrictions or limitations on awards, such as by geographical areas, charitable fields, kinds of institutions, or other factors:

N/A

**Part XV** Supplementary Information (continued)

**3 Grants and Contributions Paid During the Year or Approved for Future Payment**

Recipient Name and address (home or business)	If recipient is an individual, show any relationship to any foundation manager or substantial contributor	Foundation status of recipient	Purpose of grant or contribution	Amount
<p><b>a</b> <i>Paid during the year</i>                      DAD'S SWIM CLUB SWIM TEAM                      1006 VOSS ROAD HOUSTON TX 77055                      TEXAS CHILDREN'S HOSPITAL                      P.O. BOX 300630 HOUSTON TX 77230-0630                      TEXAS CHILDREN'S HOSPITAL                      P.O. BOX 300630 HOUSTON TX 77230-0630                      BOYS &amp; GIRLS CLUB OF DEEP EAST TEXAS                      P.O. BOX 631345 NACOGDOCHES TX 75963-1345                      BOYS &amp; GIRLS CLUB OF DEEP EAST TEXAS                      P O BOX 631345 NACOGDOCHES TX 75963-1345                      BOYS &amp; GIRLS CLUB OF MORRISTOWN, INC.                      P.O. BOX 1461 MORRISTOWN TN 37816                      GIRLS INCORPORATED OF HAMBIEN COUNTY                      P.O. BOX 3058 MORRISTOWN TN 37815-3058                      ELLEN TROUT ZOO                      402 ZOO CIRCLE LUFKIN TX 75904                      BOYS &amp; GIRLS CLUB OF GREATER HOUSTON                      1520-A AIRLINE DRIVE HOUSTON TX 77009</p>			<p>LEARN TO SWIM SCHOLARSHIP 1,000                      CARDIAC VALVE RESEARCH OF DR. RESEARCH EFFORS OF DR. NANCY AYERS 20,000                      OPERATING EXPENSES 10,000                      BOYS &amp; GIRLS CLUB OF LUFKIN PROGRAMS 10,000                      PROVIDING LEARNING SUPPORT-A-GIRL CAMPAIGN 5,000                      CONSTRUCTION OF 12,700 SQ. FT. 5,000                      VARIOUS PROGRAMS 10,000</p>	
<b>Total</b>			▶ <b>3a</b>	81,000
<p><b>b</b> <i>Approved for future payment</i>                      NONE</p>				
<b>Total</b>			▶ <b>3b</b>	0





DENMAN FOUNDATION  
 31-1573295  
 SUPPORT FOR FORM 990-PF  
 2009

PART I, LINE 16B, COL (A), (B), & (C)  
 ACCOUNTING FEES - INCOME TAX PREPARATION

\$ 4,265

PART I, LINE 18, COL (A)  
 EXCISE TAXES PAID  
 FOREIGN TAXES WITHHELD

2,349  
 \$ 6,757  
 \$ 9,106

PART I, LINE 23, COL (A), (B), & (C)  
 INVESTMENT EXPENSES

\$ 9,131

PART II, LINE 10B, COL (A)  
 COMMON-STOCK-AT COST  
 CLOSED END MUTUAL FUNDS-AT COST  
 MUTUAL FUNDS-AT COST  
 PREFERRED SECURITIES-AT COST  
 GOVERNMENT SECURITIES-AT COST  
 CLOSED END MUTUAL FUNDS-AT COST

783,056  
 351,481  
 116,614  
 3,266  
 59,777  
 131,581  
 \$ 1,445,775

PART II, LINE 10B, COL (B)  
 COMMON STOCK-AT COST (SEE UBS FINANCIAL STMT 19729)  
 CLOSED END MUTUAL FUNDS-AT COST(SEE UBS FINANCIAL STMT 19729)  
 MUTUAL FUNDS-AT COST (SEE UBS FINANCIAL STMT 19729)  
 PREFERRED SECURITIES-AT COST (SEE UBS FINANCIAL STMT 19729)  
 GOVERNMENT SECURITIES-AT COST (SEE UBS FINANCIAL STMT 19729)  
 CLOSED END MUTUAL FUNDS-AT COST(SEE UBS FINANCIAL STMT 61956)

\$ 668,248  
 261,999  
 167,631  
 3,266  
 28,930  
 139,100  
 \$ 1,269,174

DENMAN FOUNDATION  
31-1573295  
SUPPORT FOR FORM 990-PF  
2009

PART II, LINE 10B, COL (C)  
COMMON STOCK-END OF YEAR VALUE (SEE UBS FINANCIAL STMT 19729) \$ 707,474  
CLOSED END MUTUAL FUNDS-END OF YEAR VALUE (SEE UBS FINANCIAL STMT 19729) 249,316  
MUTUAL FUNDS-END OF YEAR VALUE (SEE UBS FINANCIAL STMT 19729) 105,199  
PREFERRED SECURITIES-END OF YEAR VALUE (SEE UBS FINANCIAL STMT 19729) 3,221  
GOVERNMENT SECURITIES-END OF YEAR VALUE (SEE UBS FINANCIAL STMT 19729) 28,975  
CLOSED END MUTUAL FUNDS-END OF YEAR VALUE(SEE UBS FINANCIAL STMT 61956) 149,334

\$ 1,243,519

DENMAN FOUNDATION  
 31-1573295  
 SUPPORT FOR FORM 990-PF  
 2009

PART X, MINIMUM INVESTMENT RETURN,

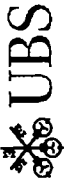
LINES 1(A) AND 1(B)  
 ACCOUNT # 61956 FB

	Securities	Cash	Total
1/31/2009	\$ 132,909	\$ 1,278,373	\$1,411,282
2/2/2009	130,844	1,272,500	\$1,403,344
3/31/2009	135,639	1,272,820	\$1,408,459
4/30/2009	134,181	1,273,047	\$1,407,228
5/31/2009	135,811	1,273,138	\$1,408,950
6/30/2009	140,668	1,271,152	\$1,411,820
7/31/2009	143,376	1,271,175	\$1,414,552
8/31/2009	144,540	1,271,192	\$1,415,732
9/30/2009	144,865	1,271,209	\$1,416,075
10/31/2009	149,692	1,190,228	\$1,339,920
11/30/2009	152,160	1,187,982	\$1,340,142
12/31/2009	149,334	1,187,932	\$1,337,267
<b>TOTAL</b>	<u>\$ 1,694,020</u>	<u>\$15,020,749</u>	

	Securities	Cash	Total
1/31/2009	\$ 808,516	\$ 44,685	\$ 853,202
2/28/2009	742,478	43,998	\$ 786,476
3/31/2009	797,139	41,506	\$ 838,646
4/30/2009	881,380	44,844	\$ 926,225
5/31/2009	950,542	33,423	\$ 983,965
6/30/2009	944,669	39,263	\$ 983,933
7/31/2009	1,024,964	30,762	\$1,055,726
8/31/2009	1,001,604	84,367	\$1,085,971
9/30/2009	1,051,818	85,522	\$1,137,340
10/31/2009	1,027,451	84,378	\$1,111,829
11/30/2009	1,065,895	89,119	\$1,155,014
12/31/2009	1,094,387	93,532	\$1,187,920
<b>TOTAL</b>	<u>\$11,390,845</u>	<u>\$ 715,399</u>	

**TOTAL FOR YEAR** \$13,084,865 \$15,736,148

**AVERAGE OF 12 MOS** \$ 1,090,405 \$ 1,311,346



UBS Financial Services Inc  
 1000 MAIN STREET, 26TH FLOOR  
 RELIANT ENERGY PLAZA  
 HOUSTON TX 77002-6336

EPP1002901157 1209 HS 0

# 2009 Year End Summary

Account name: DENMAN FOUNDATION  
 Account number: HS 19729 FB

Your Financial Advisor:  
 BARNET FISHBEIN  
 Phone 713-654-0200/800-553-3119

DENMAN FOUNDATION  
 139 HICKORY RIDGE  
 HOUSTON TX 77024-6200

## Summary of gains and losses

	Amount (\$)
Short term	-16,408 85
Long term	-139,308 97
<b>Total</b>	<b>\$-155,717.82</b>

## Realized gains and losses

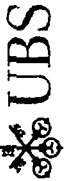
Estimated 2009 gains and losses for transactions with trade dates through 12/31/09 have been incorporated into this statement. To calculate gains and losses, we liquidate the oldest security lot first. This is known as the "first-in, first-out or FIFO" accounting method. We use this method unless you specified which tax lot to close when you placed your order. This is known as a versus purchases or VSP order. See *Important information about your statement* on the last page of this statement for more information.

We may not adjust gains and losses for all capital changes. Cost basis for coupon tax-exempt municipal securities, include securities subject to AMT, has been adjusted for mandatory amortization of bond premium. Estimates in the Unclassified section can not be classified as short term or long term because information is missing, or the product is one in which the gain/loss calculation is not provided.

## Short-term capital gains and losses

Security description	Method	Quantity or face value (\$)	Purchase date	Sale date	Purchase amount (\$)	Loss (\$)	Gain (\$)	Net gain or loss (\$)
ACE LTD	VSP	3 000	Aug 11, 08	Jun 03, 09	163 66	-27 60		
	VSP	3 000	Oct 29, 08	Jun 03, 09	162 06	-26 00		
	VSP	3 000	Oct 30, 08	Jun 03, 09	169 30	-33 24		

*continued next page*



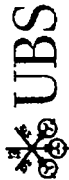
Account name DENMAN FOUNDATION  
 Account number HS 19729 FB

Realized gains and losses (continued)  
**Short-term capital gains and losses (continued)**

Security description	Method	Quantity or face value (\$)	Purchase date	Sale date	Sale amount (\$)	Purchase amount (\$)	Loss (\$)	Gain (\$)	Net gain or loss (\$)
	VSP	6 000	Oct 30, 08	Jun 02, 09	271 37	338 60	-67 23		
	VSP	3 000	Oct 31, 08	Jun 01, 09	133 73	172 07	-38 34		
	VSP	4 000	Oct 31, 08	May 29, 09	174 49	229 43	-54 94		
AKZO NOBEL NV ADR	FIFO	17 000	Oct 10, 08	Apr 06, 09	706 62	642 41		64 21	
	FIFO	7 000	Oct 13, 08	Apr 06, 09	290 96	282 97		7 99	
	FIFO	2 000	Oct 21, 08	Apr 06, 09	83 13	77 75		5 38	
	FIFO	4 000	Oct 22, 08	Apr 06, 09	166 26	146 80		19 46	
	FIFO	4 000	Oct 27, 08	Apr 06, 09	166 26	126 40		39 86	
	FIFO	3 000	Jan 14, 09	Apr 06, 09	124 70	120 74		3 96	
	FIFO	4 000	Jan 15, 09	Apr 06, 09	166 26	158 06		8 20	
	FIFO	4 000	Jan 20, 09	Apr 06, 09	166 26	155 44		10 82	
ALLERGAN INC	VSP	9 000	Jul 17, 08	Apr 07, 09	428 33	467 70	-39 37		
ALLIANZ SE ADR	FIFO	10 000	Jul 09, 08	Apr 16, 09	94 35	174 86	-80 51		
	FIFO	48 000	Jul 10, 08	Apr 16, 09	452 89	852 92	-400 03		
	FIFO	7 000	Jul 11, 08	Apr 16, 09	66 05	121 32	-55 27		
	FIFO	21 000	Jul 17, 08	Apr 16, 09	198 14	358 12	-159 98		
	FIFO	37 000	Jul 21, 08	Apr 16, 09	349 10	661 87	-312 77		
ALPHA BANK A E SPON ADR	FIFO	1 000	Jul 17, 08	Apr 09, 09	2 19	7 53	-5 34		
	VSP	3 000	Jul 17, 08	Apr 08, 09	5 54	22 60	-17 06		
	VSP	32 000	Jul 17, 08	Apr 07, 09	57 10	241 03	-183 93		
	VSP	171 000	Apr 11, 08	Apr 06, 09	321 81	1,388 45	-1,066 64		
	VSP	21 000	Apr 14, 08	Apr 06, 09	39 51	166 81	-127 30		
	VSP	4 000	Apr 15, 08	Apr 06, 09	7 52	31 89	-24 37		
	VSP	3 000	Apr 16, 08	Apr 06, 09	5 64	24 96	-19 32		
	VSP	6 000	Apr 17, 08	Apr 06, 09	11 28	50 43	-39 15		
	VSP	23 000	Jul 17, 08	Apr 06, 09	43 28	173 24	-129 96		
ANADARKO PETROLEUM CORP	FIFO	15 000	Nov 05, 08	Oct 09, 09	1,011 51	531 11		480 40	
	FIFO	18 000	Nov 06, 08	Oct 09, 09	1,213 81	607 51		606 30	
	FIFO	4 000	Nov 07, 08	Oct 09, 09	269 73	141 59		128 14	
	FIFO	4 000	Nov 11, 08	Oct 09, 09	269 73	148 20		121 53	
	FIFO	13 000	Nov 12, 08	Oct 09, 09	876 64	468 39		408 25	

continued next page

Private Wealth Solutions



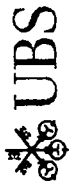
Account name: DENMAN FOUNDATION  
Account number: HS 19729 FB

Your Financial Advisor:  
BARNET FISHBEIN  
713-654-0200/800-553-3119

Realized gains and losses (continued)  
**Short-term capital gains and losses (continued)**

Security description	Method	Quantity or face value (\$)	Purchase date	Sale date	Sale amount (\$)	Purchase amount (\$)	Loss (\$)	Gain (\$)	Net gain or loss (\$)
	FIFO	25,000	Dec 18, 08	Oct 09, 09	1,685.84	927.22		758.62	
	VSP	25,000	Dec 18, 08	Oct 08, 09	1,692.80	927.22		765.58	
	VSP	13,000	Dec 18, 08	May 13, 09	575.61	482.16		93.45	
	VSP	10,000	Nov 10, 08	May 12, 09	453.96	379.14		74.82	
	VSP	10,000	Dec 18, 08	May 12, 09	453.96	370.89		83.07	
	VSP	6,000	Feb 05, 09	May 12, 09	272.38	245.76		26.62	
	VSP	10,000	Feb 06, 09	May 12, 09	453.96	412.96		41.00	
ANALOG DEVICES INC	VSP	10,000	Jul 17, 08	Mar 19, 09	202.68	318.30	-115.62		
ANHEUSER-BUSCH INBEV SA ORD	VSP	7,000	Jan 15, 09	Nov 10, 09	337.34	156.05		181.29	
	FIFO	15,000	Jan 15, 09	Nov 11, 09	713.32	334.39		378.93	
	VSP	8,000	Jan 16, 09	Nov 10, 09	385.54	183.66		201.88	
	VSP	6,000	Jan 14, 09	Nov 09, 09	295.21	146.95		148.26	
	VSP	9,000	Jan 16, 09	Nov 09, 09	442.81	206.61		236.20	
	VSP	5,000	Jan 21, 09	Nov 09, 09	246.01	117.16		128.85	
	VSP	7,000	Jan 14, 09	Oct 20, 09	350.39	171.44		178.95	
AOL INC	FIFO	0.545	Oct 21, 09	Dec 10, 09	12.61	12.76	-0.15		
APPLE INC	VSP	13,000	Dec 18, 08	Oct 09, 09	2,470.02	1,166.48		1,303.54	
	VSP	3,000	Dec 18, 08	Oct 08, 09	569.77	269.19		300.58	
	VSP	2,000	Feb 05, 09	Oct 08, 09	379.85	193.03		186.82	
	VSP	5,000	Feb 05, 09	Jun 19, 09	690.24	482.58		207.66	
	VSP	1,000	Mar 20, 09	Jun 19, 09	138.04	102.50		35.54	
	VSP	16,000	Mar 20, 09	Jun 18, 09	2,190.53	1,639.99		550.54	
AXA ADR	FIFO	19,000	Jul 17, 08	Apr 06, 09	258.57	556.37	-297.80		
	FIFO	19,000	Dec 10, 08	Apr 06, 09	258.57	409.12	-150.55		
BANCO BILBAO VIZCAYA ARGENTARIA S A SPON ADR	FIFO	2,000	Sep 04, 08	Apr 29, 09	21.37	22.98	-1.61		
	FIFO	0.983	Sep 04, 08	Apr 27, 09	10.05	10.38	-0.33		
	FIFO	5,000	Sep 03, 08	Apr 16, 09	52.49	85.98	-33.49		
	FIFO	180,000	Sep 04, 08	Apr 16, 09	1,889.46	3,002.41	-1,112.95		

continued next page



Account name: DENMAN FOUNDATION  
 Account number: HS 19729 FB

## Realized gains and losses (continued)

## Short-term capital gains and losses (continued)

Security description	Method	Quantity or face value (\$)	Purchase date	Sale date	Sale amount (\$)	Purchase amount (\$)	Loss (\$)	Gain (\$)	Net gain or loss (\$)
BANK OF EAST ASIA LTD	VSP	10 000	May 12, 09	Dec 09, 09	40 67	30 87		9 80	
SPONS ADR HONG KONG	FIFO	19 000	Mar 04, 08	Jan 21, 09	60 71	694 47	-633 76		
BARCLAYS PLC ADR	FIFO	6 000	Mar 05, 08	Jan 21, 09	19 17	213 68	-194 51		
	FIFO	2 000	Mar 07, 08	Jan 21, 09	6 39	68 79	-62 40		
	FIFO	26 000	Jul 17, 08	Jan 21, 09	83 07	616 08	-533 01		
BNP PARIBAS SA ADR	VSP	13 000	Sep 11, 08	Aug 20, 09	513 68	565 36	-51 68		
	VSP	5 000	Sep 11, 08	Aug 18, 09	193 84	217 45	-23 61		
BRITISH SKY BROADCASTING GROUP PLC SPONSORED ADR ADR	FIFO	12 000	Oct 10, 08	Aug 25, 09	431 55	310 45		121 10	
	VSP	1 000	Oct 10, 08	Aug 24, 09	35 98	25 87		10 11	
	VSP	1 000	Oct 13, 08	Aug 24, 09	35 98	28 42		7 56	
	VSP	19 000	Jul 17, 08	Jul 14, 09	600 93	689 53	-88 60		
	VSP	5 000	Jul 21, 08	Jul 14, 09	158 13	187 18	-29 05		
	VSP	6 000	Mar 04, 08	Jan 20, 09	144 69	266 48	-121 79		
	VSP	5 000	Mar 05, 08	Jan 15, 09	118 75	225 42	-106 67		
	VSP	3 000	Mar 05, 08	Jan 14, 09	73 98	135 25	-61 27		
BROADCOM CORP CL A	VSP	26 000	Jul 08, 09	Sep 03, 09	717 12	605 22		111 90	
	VSP	25 000	Jul 08, 09	Sep 02, 09	692 11	581 94		110 17	
BURGER KING HOLDINGS INC	VSP	8 000	Sep 09, 08	May 26, 09	137 48	194 01	-56 53		
	VSP	1 000	Sep 19, 08	May 26, 09	17 18	25 41	-8 23		
	VSP	19 000	Sep 19, 08	May 19, 09	338 97	482 73	-143 76		
	VSP	12 000	Jul 11, 08	May 08, 09	219 53	304 97	-85 44		
	VSP	3 000	Jul 14, 08	May 08, 09	54 88	78 66	-23 78		
	VSP	20 000	Jul 15, 08	May 08, 09	365 89	520 72	-154 83		
	VSP	5 000	Sep 19, 08	May 08, 09	91 47	127 04	-35 57		
	VSP	27 000	May 05, 08	Apr 15, 09	535 93	764 69	-228 76		
	VSP	8 000	May 05, 08	Mar 06, 09	170 16	226 58	-56 42		
C H ROBINSON WORLDWIDE INC NEW	VSP	5 000	Oct 09, 08	Oct 02, 09	282 63	214 56		68 07	
	VSP	3 000	Mar 27, 09	Oct 02, 09	169 58	139 22		30 36	

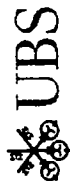
continued next page



Realized gains and losses (continued)  
**Short-term capital gains and losses (continued)**

Security description	Method	Quantity or face value (\$)	Purchase date	Sale date	Sale amount (\$)	Purchase amount (\$)	Loss (\$)	Gain (\$)	Net gain or loss (\$)
CANADIAN PACIFIC RAILWAY I.D	VSP	10,000	Mar 27, 09	Sep 16, 09	585.49	464.07		121.42	
	VSP	9,000	Apr 06, 09	Aug 03, 09	493.54	420.65		72.89	
CANADIAN PACIFIC RAILWAY I.D	FIFO	5,000	Aug 17, 09	Dec 17, 09	263.16	227.29		35.87	
	FIFO	10,000	Aug 18, 09	Dec 17, 09	526.33	462.61		63.72	
	FIFO	2,000	Aug 20, 09	Dec 17, 09	105.27	93.38		11.89	
	VSP	16,000	Aug 20, 09	Sep 15, 09	793.24	747.02		46.22	
CANON INC ADR JAPAN SPON ADR	VSP	5,000	Aug 20, 09	Sep 14, 09	244.17	233.44		10.73	
CDN NATL RAILWAY CO FOREIGN STOCK	VSP	3,000	Aug 22, 08	Aug 20, 09	112.33	137.72	-25.39		
	VSP	1,000	Aug 21, 08	Aug 18, 09	34.64	46.07	-11.43		
	VSP	14,000	Aug 22, 08	Aug 18, 09	485.13	642.67	-157.54		
CELANESE CORP NEW SER A	VSP	5,000	Apr 03, 08	Jan 20, 09	157.34	254.44	-97.10		
	VSP	1,000	Apr 03, 08	Jan 16, 09	34.86	50.89	-16.03		
	VSP	18,000	Jul 25, 08	Jan 16, 09	627.56	947.73	-320.17		
	FIFO	17,000	Nov 20, 08	May 28, 09	330.78	162.62		168.16	
	VSP	33,000	Nov 19, 08	May 27, 09	655.29	388.10		267.19	
CENTIL EUROPEAN DISTR CORP	VSP	9,000	Nov 20, 08	May 27, 09	178.71	86.09		92.62	
	VSP	14,000	Nov 13, 08	May 26, 09	271.01	172.84		98.17	
	VSP	10,000	Nov 18, 08	May 26, 09	193.57	124.83		68.74	
	VSP	5,000	Nov 19, 08	May 26, 09	96.78	58.80		37.98	
	VSP	5,000	Nov 14, 08	May 22, 09	98.03	64.86		33.17	
	VSP	11,000	Nov 18, 08	May 22, 09	215.67	137.32		78.35	
	VSP	12,000	Nov 14, 08	May 21, 09	234.54	155.66		78.88	
	VSP	16,000	Nov 17, 08	May 21, 09	312.72	207.74		104.98	
	VSP	17,000	Jun 26, 08	Jun 12, 09	532.11	1,156.00	-623.89		
	VSP	4,000	Jun 27, 08	Jun 12, 09	125.20	289.30	-164.10		
VSP	1,000	Jun 27, 08	Jun 08, 09	29.42	72.33	-42.91			
VSP	4,000	Jun 30, 08	Jun 08, 09	117.71	297.60	-179.89			

continued next page

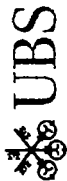


Account name: DENMAN FOUNDATION  
 Account number: HS 19729 FB

Realized gains and losses (continued)  
**Short-term capital gains and losses (continued)**

Security description	Method	Quantity or face value (\$)	Purchase date	Sale date	Sale amount (\$)	Purchase amount (\$)	Loss (\$)	Gain (\$)	Net gain or loss (\$)
	VSP	5,000	Jul 01, 08	Jun 08, 09	147,14	363,92	-216,78		
CISCO SYSTEMS INC	FIFO	128,000	Feb 05, 09	Oct 09, 09	3,060,85	2,093,03		967,82	
	FIFO	64,000	Feb 06, 09	Oct 09, 09	1,530,42	1,074,08		456,34	
	VSP	60,000	Feb 06, 09	Oct 08, 09	1,422,23	1,006,95		415,28	
COACH INC	VSP	4,000	Jul 17, 08	Jul 07, 09	97,78	113,74	-15,96		
CONCUR TECHNOLOGIES INC	VSP	11,000	Feb 06, 09	Aug 12, 09	407,76	254,28		153,48	
	VSP	8,000	Jul 25, 08	Jul 20, 09	269,19	283,58	-14,39		
	VSP	1,000	Feb 06, 09	Jul 20, 09	33,64	23,12		10,52	
	VSP	7,000	Jul 25, 08	Jun 04, 09	219,56	248,13	-28,57		
	VSP	6,000	Jul 25, 08	May 01, 09	163,89	212,69	-48,80		
	VSP	8,000	Jul 28, 08	May 01, 09	218,52	288,48	-69,96		
	VSP	10,000	Jul 28, 08	Apr 30, 09	272,03	360,60	-88,57		
	VSP	6,000	Aug 26, 08	Apr 30, 09	163,22	259,59	-96,37		
	VSP	8,000	Sep 30, 08	Apr 30, 09	217,62	301,98	-84,36		
CONS ENERGY INC	FIFO	18,000	Jul 01, 08	Apr 20, 09	445,09	1,975,66	-1,530,57		
CONSTELLATION BRANDS INC									
CL A	VSP	6,000	Aug 07, 08	Mar 11, 09	77,65	129,08	-51,43		
	VSP	23,000	Jul 17, 08	Mar 10, 09	300,24	503,45	-203,21		
	VSP	1,000	Aug 07, 08	Mar 10, 09	13,04	21,51	-8,47		
	VSP	14,000	Aug 08, 08	Mar 10, 09	182,75	312,99	-130,24		
COVANCE INC	FIFO	18,000	Jun 23, 09	Sep 24, 09	972,14	838,25		133,89	
	VSP	8,000	Jun 23, 09	Sep 18, 09	460,83	372,55		88,28	
CREDIT SUISSE GROUP SPON									
ADR	VSP	9,000	Jul 17, 08	May 07, 09	339,50	391,56	-52,06		
DARDEN RESTAURANTS INC	FIFO	22,000	Dec 22, 08	Dec 11, 09	714,36	612,75		101,61	
	FIFO	12,000	Jan 20, 09	Dec 11, 09	389,65	287,09		102,56	
	FIFO	7,000	May 21, 09	Dec 11, 09	227,30	235,89	-8,59		
	FIFO	7,000	May 26, 09	Dec 11, 09	227,30	249,85	-22,55		
	FIFO	8,000	Jun 12, 09	Dec 11, 09	259,77	266,70	-6,93		
	VSP	13,000	May 08, 09	Sep 30, 09	438,44	468,47	-30,03		
	VSP	11,000	May 26, 09	Sep 30, 09	370,99	392,61	-21,62		
	VSP	13,000	Jan 06, 09	Mar 18, 09	453,78	368,82		84,96	

continued next page



Realized gains and losses (continued)  
**Short-term capital gains and losses (continued)**

Security description	Method	Quantity or face value (\$)	Purchase date	Sale date	Sale amount (\$)	Purchase amount (\$)	Loss (\$)	Gain (\$)	Net gain or loss (\$)
DATA DOMAIN INC									
***MERGER EFF									
07/2009***									
	FIFO	19 000	Mar 09, 09	Jun 12, 09	634 41	233 52		400 89	
	VSP	8 000	Mar 09, 09	Jun 04, 09	262 50	98 33		164 17	
	VSP	2 000	Apr 06, 09	Jun 04, 09	65 62	26 21		39 41	
	VSP	14 000	Apr 06, 09	Jun 01, 09	362 34	183 44		178 90	
	VSP	24 000	Apr 24, 09	Jun 01, 09	621 16	375 15		246 01	
	VSP	22 000	Apr 28, 09	Jun 01, 09	569 39	341 92		227 47	
	VSP	13 000	Apr 24, 09	May 22, 09	310 21	203 21		107 00	
	VSP	13 000	Apr 29, 09	May 22, 09	310 21	211 42		98 79	
	VSP	29 000	Nov 04, 08	May 21, 09	696 21	544 82		151 39	
	VSP	27 000	Nov 05, 08	May 21, 09	648 19	504 19		144 00	
	VSP	2 000	Apr 29, 09	May 21, 09	48 01	32 53		15 48	
	VSP	23 000	May 08, 09	May 21, 09	552 16	376 17		175 99	
DBS GROUP HLDGS LTD									
SPON ADR									
	VSP	6 000	Apr 16, 09	Oct 21, 09	225 59	149 99		75 60	
	VSP	1 000	Apr 16, 09	Oct 20, 09	38 40	25 00		13 40	
	VSP	9 000	Apr 17, 09	Oct 20, 09	345 66	225 70		119 96	
	VSP	5 000	Apr 17, 09	Aug 18, 09	174 06	125 39		48 67	
DIGITAL REALTY TRUST INC									
REIT									
	VSP	10 000	Oct 17, 08	Aug 06, 09	445 12	356 04		89 08	
	VSP	22 000	Apr 18, 08	Apr 09, 09	824 36	875 50	-51 14		
DISCOVER FINANCIAL									
SERVICES									
	VSP	4 000	Nov 10, 08	Oct 09, 09	65 30	45 58		19 72	
	VSP	45 000	Jul 08, 09	Oct 09, 09	734 73	426 00		308 73	
	FIFO	62 000	Jul 08, 09	Oct 12, 09	1,019 69	586 93		432 76	
	VSP	7 000	Nov 05, 08	Feb 09, 09	55 11	85 35	-30 24		
	VSP	9 000	Nov 06, 08	Feb 09, 09	70 86	105 28	-34 42		
	VSP	6 000	Nov 07, 08	Feb 09, 09	47 24	70 07	-22 83		
	VSP	7 000	Nov 10, 08	Feb 09, 09	55 11	79 77	-24 66		
	VSP	13 000	Feb 06, 08	Feb 06, 09	97 79	204 53	-106 74		

continued next page



Account name: DENMAN FOUNDATION  
 Account number: HS 19729 FB

Realized gains and losses (continued)  
**Short-term capital gains and losses (continued)**

Security description	Method	Quantity or face value (\$)	Purchase date	Sale date	Sale amount (\$)	Purchase amount (\$)	Loss (\$)	Gain (\$)	Net gain or loss (\$)
	VSP	2 000	Feb 07, 08	Feb 06, 09	15 04	32 15	-17 11		
	VSP	10 000	Feb 08, 08	Feb 06, 09	75 22	158 53	-83 31		
	VSP	21 000	Feb 11, 08	Feb 06, 09	157 98	321 01	-163 03		
	VSP	27 000	Aug 07, 08	Feb 06, 09	203 12	390 48	-187 36		
	VSP	1 000	Nov 05, 08	Feb 06, 09	7 51	12 19	-4 68		
	VSP	11 000	Feb 07, 08	Feb 05, 09	79 51	176 84	-97 33		
	VSP	10 000	Jul 17, 08	Feb 05, 09	72 28	162 69	-90 41		
<b>DUN &amp; BRADSTREET CORP</b>									
NEW	FIFO	6 000	Dec 16, 08	Sep 14, 09	446 97	431 27		15 70	
ECOLAB INC	VSP	7 000	Jun 27, 08	Apr 23, 09	259 01	305 25	-46 24		
	VSP	17 000	Jun 27, 08	Mar 27, 09	582 69	741 33	-158 64		
<b>FIFTH THIRD BANCORP</b>									
	VSP	7 000	Jul 15, 08	Jan 26, 09	19 53	73 89	-54 36		
	VSP	34 000	Jul 14, 08	Jan 23, 09	94 72	395 81	-301 09		
	VSP	9 000	Jul 15, 08	Jan 23, 09	25 06	95 01	-69 95		
	VSP	7 000	Jul 10, 08	Jan 22, 09	19 99	82 19	-62 20		
	VSP	9 000	Jul 11, 08	Jan 22, 09	25 71	108 27	-82 56		
	VSP	3 000	Jul 14, 08	Jan 22, 09	8 56	34 92	-26 36		
	VSP	8 000	Jul 17, 08	Jan 22, 09	22 85	108 73	-85 88		
	VSP	3 000	Jul 18, 08	Jan 22, 09	8 56	39 54	-30 98		
	VSP	22 000	Jul 17, 08	Jan 21, 09	88 07	299 02	-210 95		
	VSP	8 000	Jul 17, 08	Jan 21, 09	32 02	101 35	-69 33		
<b>FISERV INC</b>									
	VSP	9 000	Jul 03, 08	Jun 01, 09	393 51	436 42	-42 91		
	VSP	5 000	Jul 03, 08	May 22, 09	205 05	242 46	-37 41		
	VSP	4 000	May 23, 08	May 07, 09	158 44	200 00	-41 56		
	VSP	4 000	Jun 06, 08	May 07, 09	158 44	199 98	-41 54		
	VSP	4 000	Jul 03, 08	May 07, 09	158 44	193 97	-35 53		
	VSP	9 000	Apr 29, 08	Apr 24, 09	328 92	458 61	-129 69		
	VSP	10 000	Apr 18, 08	Mar 09, 09	298 77	535 81	-237 04		
	VSP	15 000	Apr 18, 08	Mar 06, 09	456 14	803 72	-347 58		
<b>FLOWERS FOODS INC</b>									
	VSP	27 000	Jun 26, 09	Nov 10, 09	648 23	614 55		33 68	
<b>FLOWERVE CORP</b>									
	FIFO	11 000	Oct 29, 08	Apr 06, 09	691 03	612 70		78 33	
	VSP	1 000	Feb 25, 08	Jan 08, 09	56 82	103 79	-46 97		

continued next page

Private Wealth Solutions



Account name: DENMAN FOUNDATION  
Account number: HS 19729 FB

Your Financial Advisor:  
BARNET FISHBEIN  
713-654-0200/800-553-3119

Realized gains and losses (continued)  
**Short-term capital gains and losses (continued)**

Security description	Method	Quantity or face value (\$)	Purchase date	Sale date	Sale amount (\$)	Purchase amount (\$)	Loss (\$)	Gain (\$)	Net gain or loss (\$)
<b>F5 NETWORKS INC</b>									
	VSP	12 000	Oct 29, 08	Jan 08, 09	681 99	668 40	-20 00	13 59	
	VSP	5 000	Apr 28, 08	Feb 23, 09	97 22	117 22			
<b>GAMESTOP CORP NEW (HOLDING CO) CL A</b>									
	VSP	15 000	Feb 06, 09	Nov 12, 09	367 01	420 63	-53 62		
	VSP	9 000	Feb 06, 09	Nov 10, 09	228 37	252 38	-24 01		
	VSP	11 000	Apr 06, 09	Nov 10, 09	279 12	313 80	-34 68		
<b>GENL ELECTRIC CO</b>									
	FIFO	263 000	Apr 07, 09	Oct 09, 09	4,251 96	2,817 99		1,433 97	
	VSP	47 000	Sep 30, 08	Aug 13, 09	664 76	1,164 24	-499 48		
	VSP	21 000	Oct 01, 08	Aug 13, 09	297 02	493 12	-196 10		
<b>GENZYME CORP GEN DIV</b>									
	VSP	14 000	Dec 11, 08	Oct 27, 09	733 68	924 66	-190 98		
	VSP	10 000	Mar 09, 09	Oct 27, 09	524 05	541 35	-17 30		
<b>GILDAN ACTIVEWEAR INC</b>									
	FIFO	28 000	Sep 09, 08	Feb 13, 09	211 28	710 67	-499 39		
	FIFO	27 000	Sep 10, 08	Feb 13, 09	203 74	667 79	-464 05		
	FIFO	16 000	Sep 19, 08	Feb 13, 09	120 73	419 57	-298 84		
	FIFO	15 000	Sep 22, 08	Feb 13, 09	113 19	385 65	-272 46		
<b>HALLIBURTON CO (HOLDING COMPANY)</b>									
	FIFO	91 000	Nov 06, 08	Oct 19, 09	2,814 54	1,660 12		1,154 42	
	VSP	6 000	Jul 17, 08	May 29, 09	137 52	270 88	-133 36		
	FIFO	13 000	Oct 31, 08	Feb 17, 09	304 41	303 95		0 46	
<b>HARSCO CORP</b>									
	VSP	59 000	Jun 19, 09	Oct 27, 09	2,797 23	2,256 17		541 06	
<b>HEWLETT PACKARD CO</b>									
	VSP	12 000	Jun 22, 09	Oct 27, 09	568 93	453 96		114 97	
	FIFO	32 000	Aug 07, 08	Feb 06, 09	1,150 65	1,459 19	-308 54		
	FIFO	17 000	Aug 08, 08	Feb 06, 09	611 28	777 18	-165 90		
	FIFO	1 000	Aug 11, 08	Feb 06, 09	35 96	45 92	-9 96		
	FIFO	10 000	Aug 12, 08	Feb 06, 09	359 58	455 80	-96 22		
	FIFO	11 000	Aug 14, 08	Feb 06, 09	395 54	499 81	-104 27		
	FIFO	10 000	Sep 08, 08	Feb 06, 09	359 58	456 73	-97 15		
	FIFO	8 000	Sep 15, 08	Feb 06, 09	287 66	366 72	-79 06		
	VSP	20 000	Aug 11, 08	Feb 05, 09	702 76	918 46	-215 70		
	VSP	13 000	Sep 09, 08	Feb 05, 09	456 79	605 09	-148 30		
	VSP	7 000	Sep 10, 08	Feb 05, 09	245 96	326 91	-80 95		

continued next page



Account name: DENMAN FOUNDATION  
Account number: HS 19729 FB

Realized gains and losses (continued)  
**Short-term capital gains and losses (continued)**

Security description	Method	Quantity or face value (\$)	Purchase date	Sale date	Sale amount (\$)	Purchase amount (\$)	Loss (\$)	Gain (\$)	Net gain or loss (\$)
	VSP	7 000	Sep 11, 08	Feb 05, 09	245 96	327 23	-81 27		
	VSP	8 000	Sep 12, 08	Feb 05, 09	281 10	373 36	-92 26		
	VSP	3 000	Sep 16, 08	Feb 05, 09	105 41	139 01	-33 60		
HOLOGIC INC	FIFO	30 000	Mar 14, 08	Mar 03, 09	304 50	822 79	-518 29		
	FIFO	27 000	May 30, 08	Mar 03, 09	274 05	651 69	-377 64		
	VSP	10 000	Mar 14, 08	Feb 24, 09	123 83	274 26	-150 43		
HONDA MOTOR CO ADR JAPAN ADR	FIFO	24 000	Jul 17, 08	Jul 14, 09	622 36	789 11	-166 75		
	FIFO	20 000	May 11, 09	Oct 20, 09	820 02	436 68	383 34		
	VSP	20 000	May 11, 09	Oct 19, 09	827 76	436 68	391 08		
IDEXX LABS	FIFO	16 000	Apr 20, 09	Aug 03, 09	792 54	610 32	182 22		
	FIFO	10 000	Apr 21, 09	Aug 03, 09	495 33	376 33	119 00		
ILLINOIS TOOL WORKS INC	VSP	11 000	Jul 17, 08	Jun 18, 09	399 93	518 41	-118 48		
	VSP	13 000	Dec 16, 08	Dec 14, 09	255 56	305 55	-49 99		
	VSP	2 000	Mar 03, 09	Dec 14, 09	39 31	41 12	-1 81		
	VSP	10 000	Dec 16, 08	Dec 08, 09	196 69	235 04	-38 35		
IMPERIAL TOBACCO GROUP PLC SPON ADR	VSP	1 000	Jan 15, 09	Sep 15, 09	57 98	55 04	2 94		
	VSP	5 000	Jan 16, 09	Sep 15, 09	289 95	285 38	4 57		
	VSP	3 000	Jan 14, 09	Aug 20, 09	158 11	116 75	41 36		
	VSP	5 000	Jan 14, 09	Aug 18, 09	263 22	194 59	68 63		
ING GROEP NV NL SPON ADR	VSP	4 000	Oct 02, 08	Sep 14, 09	64 20	89 02	-24 82		
	VSP	14 000	Oct 03, 08	Sep 14, 09	224 72	331 55	-106 83		
	VSP	3 000	Oct 21, 08	Sep 14, 09	48 15	37 45	10 70		
	VSP	56 000	Oct 03, 08	Apr 22, 09	450 24	1,326 21	-875 97		
	VSP	30 000	Oct 03, 08	Apr 08, 09	206 33	710 47	-504 14		
	FIFO	78 000	Dec 18, 08	Jul 09, 09	1,257 03	1,149 39	107 64		
	VSP	28 000	Jul 17, 08	Jun 18, 09	446 75	622 98	-176 23		
INTERCONTINENTAL EXCHANGE INC	VSP	2 000	Oct 08, 08	Jun 04, 09	234 30	166 04	68 26		
	VSP	3 000	Oct 08, 08	May 19, 09	309 44	249 05	60 39		

continued next page

Private Wealth Solutions



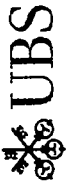
Account name: DENMAN FOUNDATION  
 Account number: HS 19729 FB

Your Financial Advisor  
 BARNET FISHBEIN  
 713-654-0200/800-553-3119

Realized gains and losses (continued)  
**Short-term capital gains and losses (continued)**

Security description	Method	Quantity or face value (\$)	Purchase date	Sale date	Sale amount (\$)	Purchase amount (\$)	Loss (\$)	Gain (\$)	Net gain or loss (\$)
INTESA SANPAOLO SPON ADR	FIFO	23 000	Jul 17, 08	Apr 16, 09	420 20	769 63	-349 43		
JOHNSON & JOHNSON COM	FIFO	19 000	Mar 10, 09	Apr 13, 09	976 19	904 33		71 86	
	VSP	12 000	Mar 10, 09	Apr 09, 09	616 54	571 16		45 38	
	VSP	14 000	Mar 11, 09	Apr 09, 09	719 31	670 42		48 89	
	VSP	17 000	Mar 11, 09	Apr 08, 09	874 59	814 08		60 51	
	VSP	16 000	Mar 11, 09	Apr 07, 09	825 42	766 20		59 22	
	VSP	20 000	Mar 12, 09	Apr 07, 09	1,031 78	977 22		54 56	
	VSP	19 000	Mar 13, 09	Apr 07, 09	980 19	950 20		29 99	
JOHNSON CONTROLS INC	FIFO	39 000	Mar 20, 09	Jul 15, 09	815 00	440 80		374 20	
	VSP	42 000	Mar 20, 09	Jul 14, 09	845 60	474 71		370 89	
	VSP	52 000	Mar 20, 09	Jul 13, 09	1,042 78	587 73		455 05	
	VSP	20 000	Mar 20, 09	Jul 10, 09	397 98	226 05		171 93	
	VSP	16 000	Mar 23, 09	Jul 10, 09	318 39	194 99		123 40	
	VSP	35 000	Mar 23, 09	Jul 09, 09	700 87	426 54		274 33	
	VSP	8 000	Mar 23, 09	Jul 08, 09	158 44	97 49		60 95	
	VSP	36 000	Mar 24, 09	Jul 08, 09	712 99	454 04		258 95	
	VSP	31 000	Mar 24, 09	Jul 07, 09	619 35	390 98		228 37	
JOY GLOBAL INC	VSP	8 000	Jun 01, 09	Oct 29, 09	425 22	292 96		132 26	
KOMATSU LTD. SPON ADR	VSP	3 000	Mar 04, 08	Jan 15, 09	146 08	298 28	-152 20		
NIW	VSP	3 000	Jul 17, 08	Jan 14, 09	152 97	314 18	-161 21		
LKO CORP NEW	VSP	18 000	May 05, 08	Apr 24, 09	294 19	384 96	-90 77		
MACY'S INC	FIFO	40 000	Nov 20, 08	Aug 20, 09	587 20	239 58		347 62	
	VSP	45 000	Oct 23, 08	Aug 18, 09	649 78	404 24		245 54	
	VSP	15 000	Nov 20, 08	Aug 18, 09	216 59	89 84		126 75	
	VSP	9 000	Oct 23, 08	Aug 17, 09	130 36	80 85		49 51	
	VSP	13 000	Oct 24, 08	Aug 17, 09	188 30	119 54		68 76	
	VSP	9 000	Oct 27, 08	Aug 17, 09	130 36	82 70		47 66	
	VSP	9 000	Oct 28, 08	Aug 17, 09	130 36	84 65		45 71	
	VSP	20 000	Oct 28, 08	Aug 14, 09	306 82	188 11		118 71	
	VSP	5 000	Oct 29, 08	Aug 14, 09	76 70	53 20		23 50	

continued next page



Account name: DENMAN FOUNDATION  
Account number: HS 19729 FB

Realized gains and losses (continued)  
**Short-term capital gains and losses** (continued)

Security description	Method	Quantity or face value (\$)	Purchase date	Sale date	Sale amount (\$)	Purchase amount (\$)	Loss (\$)	Gain (\$)	Net gain or loss (\$)
	VSP	27 000	Oct 29, 08	Aug 13, 09	434 80	287 28		147 52	
	VSP	28 000	Oct 30, 08	Aug 13, 09	450 90	321 38		129 52	
	VSP	10 000	Oct 30, 08	May 21, 09	114 82	114 78		0 04	
	VSP	27 000	Oct 31, 08	May 21, 09	310 03	327 39	-17 36		
<b>MARVELL TECHNOLOGY GROUP</b>									
LTD	VSP	70 000	Jun 17, 09	Sep 03, 09	1,049 29	817 71		231 58	
	VSP	55 000	Jun 17, 09	Sep 02, 09	821 23	642 49		178 74	
<b>MASCO CORP</b>									
	VSP	4 000	Jul 17, 08	Feb 06, 09	32 80	63 84	-31 04		
	VSP	17 000	Jul 17, 08	Feb 05, 09	136 84	271 30	-134 46		
<b>MEDCO HEALTH SOLUTIONS INC</b>									
	VSP	3 000	Jul 17, 08	Apr 07, 09	126 83	136 92	-10 09		
<b>MEDNAX INC</b>									
	FIFO	3 000	May 28, 08	Mar 03, 09	79 26	154 45	-75 19		
	FIFO	19 000	Jun 27, 08	Mar 03, 09	502 00	964 70	-462 70		
	FIFO	11 000	Jul 03, 08	Mar 03, 09	290 63	544 34	-253 71		
METLIFE INC	FIFO	52 000	Oct 09, 08	Jul 23, 09	1,659 98	1,447 19		212 79	
<b>METROPCS COMMUNICATIONS INC</b>									
	FIFO	45 000	Nov 07, 08	Aug 21, 09	360 35	596 05	-235 70		
	FIFO	24 000	Nov 10, 08	Aug 21, 09	192 18	313 50	-121 32		
	VSP	4 000	Sep 09, 08	May 01, 09	67 97	69 52	-1 55		
	VSP	22 000	Sep 09, 08	Mar 09, 09	321 83	382 35	-60 52		
<b>MICROS SYSTEMS INC</b>									
	VSP	5 000	May 14, 08	May 01, 09	121 38	161 39	-40 01		
	VSP	2 000	May 15, 08	May 01, 09	48 55	64 44	-15 89		
	VSP	7 000	May 19, 08	May 01, 09	169 94	226 70	-56 76		
	VSP	21 000	Apr 29, 08	Mar 27, 09	411 97	750 20	-338 23		
<b>MITSUMI SUMITOMO UNSPONS ADR</b>									
	VSP	35 000	Aug 18, 09	Oct 16, 09	417 01	458 20	-41 19		
<b>MONSTER WORLDWIDE INC</b>									
	VSP	35 000	May 01, 09	Sep 18, 09	624 36	494 63		129 73	
<b>MSCI INC CL A</b>									
	VSP	24 000	Jan 08, 09	Oct 30, 09	733 38	435 78		297 60	
	VSP	5 000	May 19, 09	Oct 30, 09	152 78	106 36		46 42	
	VSP	14 000	May 19, 09	Aug 17, 09	391 68	297 81		93 87	
	VSP	12 000	May 26, 09	Aug 17, 09	335 74	259 19		76 55	
	VSP	12 000	May 26, 09	Jul 20, 09	323 41	259 19		64 22	

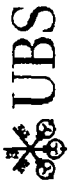
continued next page



Realized gains and losses (continued)  
**Short-term capital gains and losses (continued)**

Security description	Method	Quantity or face value (\$)	Purchase date	Sale date	Sale amount (\$)	Purchase amount (\$)	Loss (\$)	Gain (\$)	Net gain or loss (\$)
<b>MULCHENER RUECKVER AG (GERMANY) ORD</b>									
	FIFO	2 000	Apr 06, 09	Aug 20, 09	282 96	263 03		19 93	
	FIFO	2 000	Apr 08, 09	Aug 20, 09	282 96	259 23		23 73	
	VSP	6 000	Apr 06, 09	Aug 18, 09	838 67	789 08		49 59	
	VSP	4 000	Apr 16, 09	Aug 18, 09	559 11	535 50		23 61	
	FIFO	10 000	Sep 30, 08	Jul 13, 09	194 61	299 75	-105 14		
<b>NASDAQ OMX GROUP (THE)</b>									
<b>NATL AUSTRALIA BANK LTD SPON ADR</b>									
	VSP	1 000	Apr 17, 08	Apr 16, 09	15 88	26 85	-10 97		
	VSP	21 000	Apr 11, 08	Jan 28, 09	257 24	568 12	-310 88		
	VSP	16 000	Jul 17, 08	Jan 28, 09	195 99	435 88	-239 89		
	FIFO	24 000	May 01, 09	Oct 23, 09	262 08	242 59		19 49	
	VSP	46 000	Jun 09, 08	Mar 06, 09	308 88	1,243 37	-934 49		
<b>NESTLE S A SPONSORED ADR</b>									
<b>REPSTG REG SHS SWITZ ADR</b>									
	VSP	3 000	Mar 05, 08	Jan 15, 09	106 60	141 20	-34 60		
	VSP	3 000	Mar 07, 08	Jan 15, 09	106 60	118 11	-11 51		
	VSP	20 000	Jul 17, 08	Jan 15, 09	710 75	872 23	-161 48		
	VSP	20 000	Mar 04, 08	Jan 14, 09	712 49	941 73	-229 24		
	VSP	2 000	Mar 05, 08	Jan 14, 09	71 24	94 13	-22 89		
	VSP	2 000	Aug 03, 09	Sep 24, 09	51 98	45 03		6 95	
	VSP	12 000	Aug 12, 09	Sep 24, 09	311 92	284 36		27 56	
	FIFO	16 000	Mar 24, 08	Mar 20, 09	238 75	330 55	-91 80		
	FIFO	8 000	Mar 25, 08	Mar 20, 09	119 38	167 49	-48 11		
	FIFO	6 000	Mar 26, 08	Mar 20, 09	89 53	123 75	-34 22		
	FIFO	35 000	Mar 27, 08	Mar 20, 09	522 27	707 93	-185 66		
	FIFO	10 000	Mar 28, 08	Mar 20, 09	149 22	201 70	-52 48		
	FIFO	10 000	Mar 31, 08	Mar 20, 09	149 22	201 48	-52 26		
	FIFO	6 000	Apr 02, 08	Mar 20, 09	89 53	129 20	-39 67		
	FIFO	4 000	Apr 04, 08	Mar 20, 09	59 69	89 30	-29 61		
	FIFO	2 000	Jul 17, 08	Mar 20, 09	29 84	46 93	-17 09		

continued next page



Account name: DENMAN FOUNDATION  
Account number: HS 19729 FB

Realized gains and losses (continued)  
**Short-term capital gains and losses (continued)**

Security description	Method	Quantity or face value (\$)	Purchase date	Sale date	Sale amount (\$)	Purchase amount (\$)	Loss (\$)	Gain (\$)	Net gain or loss (\$)
NEW WORLD DEVELOPMENT LTD SPON ADR (HONG KONG)	VSP	36 000	Jun 11, 08	Apr 24, 09	86 93	169 49	-82 56		
	VSP	2 000	Jun 10, 08	Apr 23, 09	4 76	9 62	-4 86		
	VSP	29 000	Jun 11, 08	Apr 23, 09	69 15	136 53	-67 38		
NIWHELD EXPLORATION COS	VSP	23 000	Sep 18, 08	Mar 23, 09	567 31	830 58	-263 27		
	VSP	2 000	Sep 25, 08	Mar 23, 09	49 32	71 58	-22 26		
NEWS CORP INC DELA CL A	VSP	10 000	Jul 17, 08	Mar 25, 09	68 63	145 05	-76 42		
	VSP	23 000	Jul 17, 08	Mar 24, 09	155 02	333 62	-178 60		
	VSP	16 000	Jun 10, 08	Mar 23, 09	104 55	277 33	-172 78		
	VSP	21 000	Jun 11, 08	Mar 23, 09	137 23	363 40	-226 17		
	VSP	18 000	Jun 12, 08	Mar 23, 09	117 63	311 28	-193 65		
	VSP	12 000	Jun 18, 08	Mar 23, 09	78 41	206 71	-128 30		
	VSP	7 000	Jul 17, 08	Mar 23, 09	45 74	101 54	-55 80		
	VSP	7 000	Jun 10, 08	Mar 20, 09	42 84	121 33	-78 49		
	VSP	4 000	Jun 16, 08	Mar 20, 09	24 48	71 23	-46 75		
	VSP	17 000	Jun 17, 08	Mar 20, 09	104 06	297 51	-193 45		
	VSP	18 000	Jun 13, 08	Mar 19, 09	111 60	322 41	-210 81		
	VSP	14 000	Jun 16, 08	Mar 19, 09	86 79	249 30	-162 51		
NINTENDO LTD ADR NEW JAPAN ADR	FIFO	28 000	Dec 01, 08	Aug 21, 09	889 35	1,074 51	-185 16		
	VSP	6 000	Jan 14, 09	Aug 20, 09	193 08	280 51	-87 43		
	VSP	10 000	Jan 15, 09	Aug 20, 09	321 81	466 28	-144 47		
	VSP	9 000	Jan 16, 09	Aug 20, 09	289 63	403 61	-113 98		
NOBEL BIOCARE ADR	VSP	5 000	Aug 18, 09	Oct 06, 09	77 25	71 58		5 67	
NOKIA CORP SPONS ADR FINLAND ADR	FIFO	15 000	Apr 08, 09	Aug 18, 09	186 75	198 22	-11 47		
	VSP	35 000	Apr 08, 09	Aug 17, 09	436 08	462 51	-26 43		
NOMURA HOLDINGS INC NEW SPON ADR	VSP	36 000	Oct 06, 09	Nov 18, 09	245 19	255 35	-10 16		
NOVARTIS AG SPON ADR	VSP	2 000	Mar 05, 08	Jan 16, 09	94 39	96 92	-2 53		
	VSP	3 000	Jul 17, 08	Jan 16, 09	141 58	171 26	-29 68		
	VSP	7 000	Jul 17, 08	Jan 15, 09	323 30	399 60	-76 30		

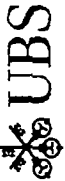
continued next page



Realized gains and losses (continued)  
**Short-term capital gains and losses (continued)**

Security description	Method	Quantity or face value (\$)	Purchase date	Sale date	Sale amount (\$)	Purchase amount (\$)	Loss (\$)	Gain (\$)	Net gain or loss (\$)
NTI DOCOMO INC ECH									
REPSTG 1/200TH COM SHS	FIFO	7 000	Jul 17, 08	Jan 20, 09	121 37	108 50		12 87	
SPON ADR	VSP	27 000	Jul 17, 08	Jan 16, 09	464 27	418 52		45 75	
NIUANICE COMMUNICATIONS INC	VSP	22 000	Oct 21, 08	Mar 06, 09	174 51	208 62	-34 11		
PENNEY J C CO INC (HLDG CO)	FIFO	6 000	Oct 23, 08	Jun 24, 09	159 47	111 95		47 52	
	FIFO	5 000	Oct 24, 08	Jun 24, 09	132 89	94 90		37 99	
	FIFO	7 000	Oct 27, 08	Jun 24, 09	186 05	135 46		50 59	
	VSP	1 000	Oct 27, 08	Jun 23, 09	26 13	19 35		6 78	
	VSP	8 000	Oct 28, 08	Jun 23, 09	209 11	155 21		53 90	
	VSP	1 000	Oct 29, 08	Jun 23, 09	26 13	21 04		5 09	
	VSP	6 000	Oct 29, 08	Jun 22, 09	156 91	126 24		30 67	
	VSP	5 000	Oct 30, 08	Jun 22, 09	130 76	107 76		23 00	
	VSP	5 000	Oct 30, 08	Jun 19, 09	132 58	107 76		24 82	
	VSP	4 000	Jul 17, 08	Jun 18, 09	104 67	127 71	-23 04		
PETROLEUM GEO SERVICES ASA SPON ADR	VSP	21 000	Aug 18, 09	Dec 17, 09	228 92	150 01		78 91	
	VSP	27 000	Aug 20, 09	Dec 17, 09	294 33	201 77		92 56	
OBE INSURANCE GROUP LTD ORD	FIFO	73 000	Apr 16, 09	Sep 30, 09	1,538 84	1,097 88		440 96	
	FIFO	21 000	Apr 17, 09	Sep 30, 09	442 68	318 62		124 06	
	VSP	2 000	Mar 17, 08	Mar 06, 09	31 08	37 29	-6 21		
	VSP	6 000	Mar 14, 08	Feb 24, 09	101 83	113 96	-12 13		
	VSP	2 000	Mar 17, 08	Feb 24, 09	33 94	37 29	-3 35		
	VSP	23 000	Mar 14, 08	Jan 09, 09	386 67	436 83	-50 16		
QUICKSILVER RESOURCES INC	FIFO	53 000	Oct 24, 08	Jan 29, 09	390 36	470 03	-79 67		
	FIFO	28 000	Jul 25, 08	Jun 26, 09	1,172 85	1,497 69	-324 84		
	VSP	4 000	Jul 25, 08	Mar 27, 09	170 25	213 96	-43 71		

continued next page



Account name DENMAN FOUNDATION  
Account number HS 19729 FB

Realized gains and losses (continued)  
**Short-term capital gains and losses (continued)**

Security description	Method	Quantity or face value (\$)	Purchase date	Sale date	Sale amount (\$)	Purchase amount (\$)	Loss (\$)	Gain (\$)	Net gain or loss (\$)
REED ELSERVIER INV NEW									
REPSTG 2 ORD SHS SPON									
ADR									
	FIFO	7 000	Oct 24, 08	Apr 14, 09	141 49	163 95	-22 46		
	FIFO	12 000	Dec 16, 08	Apr 14, 09	242 55	267 23	-24 68		
	VSP	12 000	Oct 23, 08	Apr 09, 09	246 52	297 57	-51 05		
	VSP	1 000	Oct 24, 08	Apr 09, 09	20 53	23 42	-2 89		
	VSP	4 000	Jan 14, 09	Apr 09, 09	82 17	95 44	-13 27		
	VSP	7 000	Jan 15, 09	Apr 09, 09	143 80	165 93	-22 13		
	VSP	7 000	Jan 20, 09	Apr 09, 09	143 80	169 06	-25 26		
	VSP	9 000	Oct 21, 08	Apr 08, 09	191 87	240 28	-48 41		
	VSP	14 000	Oct 22, 08	Apr 08, 09	298 48	350 52	-52 04		
	VSP	8 000	Oct 23, 08	Apr 08, 09	170 55	198 38	-27 83		
REPUBLIC SERVICES INC									
	FIFO	12 000	Nov 05, 08	Aug 07, 09	300 39	278 34		22 05	
	FIFO	10 000	Dec 16, 08	Aug 07, 09	250 32	230 94		19 38	
	FIFO	37 000	Apr 06, 09	Aug 07, 09	926 20	686 26		239 94	
	VSP	10 000	Nov 05, 08	Jul 30, 09	266 36	231 95		34 41	
	VSP	18 000	Dec 10, 08	Jul 30, 09	479 44	431 41		48 03	
	VSP	6 000	Dec 22, 08	Jul 30, 09	159 81	140 20		19 61	
	VSP	16 000	Nov 04, 08	Jul 13, 09	384 64	386 78	-2 14		
	VSP	20 000	Nov 04, 08	Jul 02, 09	475 60	483 48	-7 88		
ROPER INDS INC NEW									
	FIFO	11 000	Mar 27, 09	Jul 28, 09	515 15	476 71		38 44	
RYANAIR HOLDINGS PLC									
SPON ADR									
	VSP	4 000	Jun 12, 08	Jan 15, 09	117 29	117 04		0 25	
	VSP	1 000	Jun 13, 08	Jan 15, 09	29 32	31 37	-2 05		
	VSP	8 000	Jul 17, 08	Jan 15, 09	234 60	259 38	-24 78		
SBA COMMUNICATIONS CORP									
CL A									
	VSP	17 000	Mar 14, 08	Mar 09, 09	339 69	482 48	-142 79		
	VSP	2 000	Sep 16, 08	Mar 09, 09	39 95	58 06	-18 11		
SEMPRA ENERGY									
	FIFO	4 000	Oct 10, 08	Sep 10, 09	193 51	144 63		48 88	
	FIFO	6 000	Oct 15, 08	Sep 10, 09	290 26	232 41		57 85	
	VSP	4 000	Oct 08, 08	Sep 09, 09	194 95	155 56		39 39	
	VSP	1 000	Oct 15, 08	Sep 09, 09	48 73	38 73		10 00	

continued next page



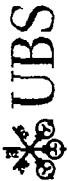
Account name: DENMAN FOUNDATION  
 Account number: HS 19729 FB

Your Financial Advisor:  
 BARNET FISHBEIN  
 713-654-0200/800-553-3119

Realized gains and losses (continued)  
**Short-term capital gains and losses (continued)**

Security description	Method	Quantity or face value (\$)	Purchase date	Sale date	Purchase amount (\$)	Sale amount (\$)	Loss (\$)	Gain (\$)	Net gain or loss (\$)
	VSP	6,000	Oct 08, 08	Sep 08, 09	233,34	295,38		62,04	
	VSP	1,000	Oct 09, 08	Sep 08, 09	40,45	49,22		8,77	
	VSP	3,000	Oct 13, 08	Sep 08, 09	119,10	147,68		28,58	
	VSP	2,000	Oct 09, 08	Sep 03, 09	80,91	97,97		17,06	
	VSP	3,000	Jul 17, 08	May 13, 09	160,84	135,48	-25,36		
	VSP	8,000	Jul 17, 08	May 12, 09	428,92	368,53	-60,39		
SIEMENS A G SPON ADR	FIFO	8,000	Apr 06, 09	Aug 20, 09	477,30	647,82		170,52	
SMITH INTL INC	FIFO	10,000	Apr 06, 09	Dec 22, 09	229,15	271,10		41,95	
	FIFO	15,000	Apr 24, 09	Dec 22, 09	412,38	406,64	-5,74		
SOCIETE GENERALE FRANCE SPONS ADR ADR	FIFO	38,000	Dec 11, 08	Sep 08, 09	392,76	558,76		166,00	
	FIFO	43,000	Apr 16, 09	Sep 08, 09	431,12	632,28		201,16	
	FIFO	16,000	Apr 17, 09	Sep 08, 09	163,89	235,27		71,38	
	VSP	60,000	Sep 22, 08	Sep 04, 09	1,203,34	873,49	-329,85		
	VSP	35,000	Dec 11, 08	Sep 04, 09	361,75	509,53		147,78	
SPRINT NEXTEL CORP SERIES 1 COMMON STOCK	VSP	2,000	Jan 22, 08	Jan 16, 09	17,55	4,50	-13,05		
	VSP	24,000	Jan 23, 08	Jan 16, 09	202,06	54,10	-147,96		
	VSP	38,000	Jan 24, 08	Jan 16, 09	332,61	85,66	-246,95		
	VSP	35,000	Jul 17, 08	Jan 16, 09	297,88	78,89	-218,99		
	VSP	98,000	Jan 18, 08	Jan 15, 09	864,19	218,37	-645,82		
	VSP	41,000	Jan 22, 08	Jan 15, 09	359,76	91,35	-268,41		
	VSP	55,000	Jan 18, 08	Jan 14, 09	485,01	125,67	-359,34		
	VSP	10,000	Jan 25, 08	Jan 14, 09	93,97	22,84	-71,13		
SPX CORPORATION	VSP	7,000	Jan 16, 08	Jan 08, 09	662,66	298,49	-364,17		
	VSP	8,000	Aug 05, 08	Jan 08, 09	926,13	341,13	-585,00		
STARBUCKS CORP	FIFO	18,000	Oct 23, 08	Apr 09, 09	179,21	216,21		37,00	
	FIFO	16,000	Oct 24, 08	Apr 09, 09	157,35	192,19		34,84	
	FIFO	19,000	Oct 27, 08	Apr 09, 09	185,46	228,22		42,76	
	FIFO	23,000	Oct 28, 08	Apr 09, 09	231,37	276,27		44,90	
	FIFO	24,000	Oct 29, 08	Apr 09, 09	268,06	288,28		20,22	

continued next page



Account name: DENMAN FOUNDATION  
 Account number: HS 19729 FB

Realized gains and losses (continued)  
**Short-term capital gains and losses** (continued)

Security description	Method	Quantity or face value (\$)	Purchase date	Sale date	Sale amount (\$)	Purchase amount (\$)	Loss (\$)	Gain (\$)	Net gain or loss (\$)
	FIFO	25 000	Oct 30, 08	Apr 09, 09	300 29	307 31	-7 02		
	VSP	16 000	Apr 22, 08	Apr 08, 09	183 69	282 12	-98 43		
	VSP	35 000	Apr 24, 08	Apr 08, 09	401 83	556 54	-154 71		
	VSP	2 000	Jun 11, 08	Apr 08, 09	22 95	35 38	-12 43		
	VSP	30 000	Jul 17, 08	Apr 08, 09	344 43	433 27	-88 84		
	VSP	7 000	Oct 30, 08	Apr 08, 09	80 36	86 05	-5 69		
	VSP	25 000	Oct 31, 08	Apr 08, 09	287 03	321 15	-34 12		
	VSP	9 000	Apr 23, 08	Apr 03, 09	104 33	160 15	-55 82		
	VSP	30 000	Jun 11, 08	Apr 03, 09	347 78	530 76	-182 98		
	VSP	25 000	Apr 21, 08	Apr 02, 09	294 42	450 03	-155 61		
	VSP	8 000	Apr 23, 08	Apr 02, 09	94 21	142 36	-48 15		
	VSP	23 000	Jun 10, 08	Apr 02, 09	270 86	410 42	-139 56		
	VSP	23 000	Jun 12, 08	Apr 02, 09	270 86	410 57	-139 71		
	VSP	32 000	Apr 21, 08	Apr 01, 09	356 28	576 03	-219 75		
	VSP	12 000	Jun 13, 08	Apr 01, 09	133 60	216 50	-82 90		
	VSP	17 000	Apr 18, 08	Mar 31, 09	190 13	308 56	-118 43		
	VSP	1 000	Jun 13, 08	Mar 31, 09	11 17	18 04	-6 87		
	VSP	8 000	Jun 16, 08	Mar 31, 09	89 47	146 46	-56 99		
	VSP	9 000	Jun 17, 08	Mar 31, 09	100 65	163 08	-62 43		
<b>STARENT NETWORKS CORP</b>									
**MERGER EFF 12/09**									
	FIFO	5 000	Aug 28, 09	Dec 08, 09	172 55	104 18		68 37	
	VSP	7 000	Jun 08, 09	Dec 07, 09	241 66	153 73		87 93	
	VSP	3 000	Jun 16, 09	Dec 07, 09	103 56	66 70		36 86	
	VSP	15 000	Aug 28, 09	Dec 07, 09	517 85	312 55		205 30	
	VSP	5 000	Jun 04, 09	Nov 25, 09	172 52	111 77		60 75	
	VSP	14 000	Jun 16, 09	Nov 25, 09	483 06	311 27		171 79	
	VSP	7 000	Jun 04, 09	Nov 23, 09	240 39	156 48		83 91	
	VSP	4 000	Jun 05, 09	Nov 23, 09	137 36	89 90		47 46	
	VSP	2 000	Jun 05, 09	Nov 13, 09	68 18	44 95		23 23	
	VSP	6 000	Jun 09, 09	Nov 13, 09	204 57	135 03		69 54	
	VSP	16 000	Jul 13, 09	Nov 13, 09	545 54	365 66		179 88	
	VSP	1 000	Jul 28, 09	Nov 13, 09	34 09	23 00		11 09	

continued next page

Private Wealth Solutions



Account name: DENMAN FOUNDATION  
Account number: HS 19729 FB

Your Financial Advisor:  
BARNET FISHBEIN  
713-654-0200/800-553-3119

Realized gains and losses (continued)  
**Short-term capital gains and losses (continued)**

Security description	Method	Quantity or face value (\$)	Purchase date	Sale date	Sale amount (\$)	Purchase amount (\$)	Loss (\$)	Gain (\$)	Net gain or loss (\$)
	VSP	18 000	Aug 12, 09	Nov 13, 09	613 73	412 31		201 42	
	VSP	12 000	Jul 28, 09	Oct 29, 09	404 74	275 99		128 75	
	VSP	3 000	Jul 28, 09	Oct 27, 09	101 13	69 00		32 13	
	VSP	14 000	Aug 03, 09	Oct 27, 09	471 99	324 31		147 68	
	VSP	16 000	Jul 27, 09	Oct 23, 09	538 93	377 43		161 50	
	VSP	14 000	Aug 03, 09	Oct 23, 09	471 56	324 31		147 25	
STERICYCLE INC	FIFO	14 000	Jan 12, 09	Sep 14, 09	686 06	684 92		1 14	
	FIFO	7 000	Jan 14, 09	Sep 14, 09	343 03	322 68		20 35	
	VSP	2 000	Dec 05, 08	Aug 17, 09	98 63	102 06	-3 43		
	VSP	9 000	Dec 05, 08	Aug 12, 09	461 11	459 26		1 85	
	VSP	6 000	Jul 01, 08	Jun 01, 09	303 55	307 11	-3 56		
	VSP	2 000	Jul 01, 08	May 01, 09	95 36	102 37	-7 01		
	VSP	8 000	Oct 09, 08	May 01, 09	381 46	413 24	-31 78		
SUNOCO INC	FIFO	6 000	Jul 17, 08	Jan 15, 09	235 30	218 66		16 64	
SPON ADR	VSP	26 000	Dec 11, 08	May 13, 09	124 38	128 44	-4 06		
	VSP	145 000	May 19, 08	May 12, 09	701 39	1,261 38	-559 99		
	VSP	55 000	Jul 17, 08	May 12, 09	266 04	391 94	-125 90		
	VSP	64 000	Dec 11, 08	May 12, 09	309 58	316 17	-6 59		
	VSP	14 000	May 16, 08	May 01, 09	56 83	123 46	-66 63		
	VSP	45 000	May 19, 08	May 01, 09	182 68	391 46	-208 78		
	FIFO	5 000	Jul 03, 08	Jan 14, 09	202 31	198 36		3 95	
	VSP	5 000	Jul 17, 08	Jan 14, 09	202 31	182 21		20 10	
	VSP	3 000	Jul 03, 08	Jan 13, 09	126 37	119 02		7 35	
	VSP	6 000	Jul 07, 08	Jan 13, 09	252 74	240 65		12 09	
	VSP	9 000	Jul 07, 08	Jan 12, 09	373 83	360 97		12 86	
	VSP	8 000	Jul 02, 08	Jan 09, 09	339 85	333 09		6 76	
	VSP	1 000	Jul 07, 08	Jan 09, 09	42 47	40 11		2 36	
	VSP	9 000	Jul 02, 08	Jan 08, 09	387 89	374 73		13 16	
SUNTRUST BANKS INC	VSP	3 000	Jun 12, 08	Feb 05, 09	31 12	133 00	-101 88		
	VSP	15 000	Jun 13, 08	Feb 05, 09	155 63	650 13	-494 50		

continued next page



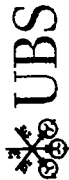
Account name: DENMAN FOUNDATION  
 Account number: HS 19729 FB

Realized gains and losses (continued)  
**Short-term capital gains and losses (continued)**

Security description	Method	Quantity or face value (\$)	Purchase date	Sale date	Sale amount (\$)	Purchase amount (\$)	Loss (\$)	Gain (\$)	Net gain or loss (\$)
	VSP	12 000	Jul 10, 08	Feb 05, 09	124 50	375 81	-251 31		
	VSP	17 000	Jul 17, 08	Feb 05, 09	176 38	580 57	-404 19		
	VSP	2 000	Jan 22, 08	Jan 22, 09	28 09	118 97	-90 88		
	VSP	1 000	Jan 23, 08	Jan 22, 09	14 04	57 19	-43 15		
	VSP	14 000	Jan 24, 08	Jan 22, 09	196 67	886 12	-689 45		
	VSP	18 000	Jan 25, 08	Jan 22, 09	252 87	1,134 80	-881 93		
	VSP	1 000	Jan 28, 08	Jan 22, 09	14 04	63 56	-49 52		
	VSP	8 000	Jun 12, 08	Jan 22, 09	112 38	354 66	-242 28		
	VSP	3 000	Jan 28, 08	Jan 21, 09	45 72	190 69	-144 97		
	VSP	5 000	Jan 29, 08	Jan 21, 09	76 21	327 26	-251 05		
	VSP	7 000	Jan 30, 08	Jan 21, 09	106 70	460 42	-353 72		
	VSP	9 000	Jan 31, 08	Jan 21, 09	137 19	597 87	-460 68		
	VSP	13 000	Feb 01, 08	Jan 21, 09	198 17	886 12	-687 95		
TELEKOM AUSTRIA AG SPON ADR	VSP	6 000	Aug 25, 08	Aug 20, 09	195 92	253 19	-57 27		
TERRA IND INC	FIFO	21 000	Jun 04, 09	Dec 11, 09	898 52	571 45		327 07	
	VSP	13 000	Jun 04, 09	Nov 23, 09	513 92	353 76		160 16	
	VSP	6 000	Jun 04, 09	Sep 18, 09	218 50	163 27		55 23	
TESCO PLC SPONS ADR	FIFO	3 000	Mar 05, 08	Feb 12, 09	45 46	70 44	-24 98		
UNITED KINGDOM	FIFO	5 000	Jul 17, 08	Feb 12, 09	75 77	120 79	-45 02		
THK CO LTD ADR	VSP	25 000	Jan 20, 09	Aug 20, 09	225 92	163 69		62 23	
	VSP	31 000	Jan 14, 09	Aug 18, 09	266 19	204 99		61 20	
	VSP	9 000	Jan 20, 09	Aug 18, 09	77 27	58 93		18 34	
TNT NV SPON ADR	VSP	15 000	Jul 17, 08	May 18, 09	275 41	554 87	-279 46		
	VSP	10 000	Jan 14, 09	May 18, 09	183 61	194 55	-10 94		
	VSP	15 000	Jan 15, 09	May 18, 09	275 41	280 43	-5 02		
TORONTO DOMINION BK NEW CANADA	VSP	14 000	Jul 17, 08	Jun 09, 09	733 94	814 21	-80 27		
TOYOTA MOTOR CORP NEW JAPAN SPON ADR	FIFO	4 000	Jul 17, 08	May 20, 09	307 91	359 30	-51 39		

continued next page

Private Wealth Solutions



Account name: DENMAN FOUNDATION  
Account number: HS 19729 FB

Your Financial Advisor:  
BARNET FISHBEIN  
713-654-0200/800-553-3119

Realized gains and losses (continued)  
**Short-term capital gains and losses (continued)**

Security description	Method	Quantity or face value (\$)	Purchase date	Sale date	Sale amount (\$)	Purchase amount (\$)	Loss (\$)	Gain (\$)	Net gain or loss (\$)
<b>TRANSCANADA CORP (HOLDING CO)</b>									
	VSP	5 000	May 16, 08	May 15, 09	130 20	192 71	-62 51		
	VSP	1 000	May 19, 08	May 15, 09	26 03	38 86	-12 83		
	VSP	4 000	May 20, 08	May 15, 09	104 16	157 88	-53 72		
<b>UNITEDHEALTH GROUP INC</b>									
	FIFO	14 000	Apr 08, 09	Jun 01, 09	380 03	321 91		58 12	
	VSP	35 000	Apr 07, 09	May 29, 09	935 78	819 37		116 41	
	VSP	12 000	Apr 08, 09	May 29, 09	320 84	275 92		44 92	
	VSP	20 000	Apr 07, 09	May 28, 09	549 67	468 21		81 46	
	VSP	10 000	Apr 09, 09	May 28, 09	274 84	236 31		38 53	
	VSP	15 000	Apr 13, 09	May 28, 09	412 25	364 30		47 95	
	VSP	11 000	Apr 14, 09	May 28, 09	302 32	269 20		33 12	
<b>URBAN OUTFITTERS INC</b>									
	VSP	11 000	May 26, 09	Aug 07, 09	307 56	224 12		83 44	
	VSP	19 000	Jun 01, 09	Aug 07, 09	531 24	416 41		114 83	
<b>VMWARE INC CL A</b>									
	VSP	2 000	Sep 24, 08	Jan 06, 09	48 77	59 85	-11 08		
	VSP	3 000	Oct 30, 08	Jan 06, 09	73 17	91 44	-18 27		
	VSP	2 000	Oct 31, 08	Jan 06, 09	48 77	60 67	-11 90		
	VSP	4 000	Nov 03, 08	Jan 06, 09	97 56	125 06	-27 50		
	VSP	12 000	Nov 04, 08	Jan 06, 09	292 69	369 45	-76 76		
<b>WADDELL &amp; REED FINANCIAL INC CL A</b>									
	FIFO	30 000	Sep 19, 08	Jan 13, 09	454 08	825 92	-371 84		
	FIFO	11 000	Sep 22, 08	Jan 13, 09	166 49	269 52	-103 03		
	VSP	16 000	May 05, 08	Jan 09, 09	263 82	571 69	-307 87		
	VSP	3 000	Sep 19, 08	Jan 09, 09	49 46	82 59	-33 13		
<b>WELLS FARGO &amp; CO NEW</b>									
	VSP	7 000	Jul 10, 08	Feb 06, 09	122 71	164 47	-41 76		
	VSP	12 000	Jul 17, 08	Feb 06, 09	210 37	330 35	-119 98		
	VSP	40 000	Jul 17, 08	Feb 05, 09	659 59	1,101 16	-441 57		
<b>WMS INDUSTRIES INC</b>									
	VSP	14 000	Sep 09, 08	Apr 06, 09	374 03	447 99	-73 96		
<b>WOLSELEY PLC ADR</b>									
	VSP	52 000	Aug 22, 08	Aug 18, 09	118 47	407 59	-289 12		
<b>WYNN RESORTS LTD</b>									
	FIFO	11 000	Mar 26, 09	Dec 21, 09	666 51	245 43		421 08	
	VSP	3 000	Mar 26, 09	Aug 12, 09	174 23	66 94		107 29	
	VSP	4 000	Apr 07, 09	Aug 12, 09	232 32	108 44		123 88	

continued next page



Account name: DENMAN FOUNDATION  
 Account number: HS 19729 FB

Realized gains and losses (continued)  
**Short-term capital gains and losses (continued)**

Security description	Method	Quantity or face value (\$)	Purchase date	Sale date	Sale amount (\$)	Purchase amount (\$)	Loss (\$)	Gain (\$)	Net gain or loss (\$)
XTO ENERGY INC	VSP	4 000	Nov 21, 08	May 07, 09	181 36	122 75		58 61	
	VSP	7 000	Apr 07, 09	May 07, 09	317 39	189 78		127 61	
	VSP	9 000	Nov 21, 08	Apr 14, 09	310 44	276 19		34 25	
ZIMMER HOLDINGS INC	FIFO	26 000	Oct 17, 08	Jun 26, 09	990 46	841 39		149 07	
	VSP	7 000	Oct 17, 08	Jun 01, 09	309 35	226 53		82 82	
ZIMMER HOLDINGS INC	FIFO	2 000	Oct 28, 08	Jun 11, 09	85 04	78 36		6 68	
	FIFO	11 000	Feb 05, 09	Jun 11, 09	467 71	424 65		43 06	
	VSP	14 000	Feb 06, 09	Jun 10, 09	591 03	559 10		31 93	
	VSP	3 000	Oct 24, 08	Jun 09, 09	127 95	121 98		5 97	
	VSP	2 000	Oct 27, 08	Jun 09, 09	85 30	81 84		3 46	
	VSP	1 000	Oct 29, 08	Jun 09, 09	42 64	41 38		1 26	
	VSP	7 000	Feb 06, 09	Jun 09, 09	298 57	279 55		19 02	
	VSP	7 000	Jul 31, 08	Jun 08, 09	300 22	483 62	-183 40		
	VSP	4 000	Aug 01, 08	Jun 08, 09	171 55	275 91	-104 36		
	VSP	2 000	Oct 23, 08	Jun 08, 09	85 77	87 88	-2 11		
	VSP	1 000	Oct 29, 08	Jun 08, 09	42 88	41 38		1 50	
	VSP	4 000	Oct 30, 08	Jun 08, 09	171 55	173 22	-1 67		
	VSP	2 000	Aug 04, 08	Jun 05, 09	87 03	138 75	-51 72		
	VSP	2 000	Aug 06, 08	Jun 05, 09	87 03	141 45	-54 42		
	VSP	5 000	Aug 07, 08	Jun 05, 09	217 58	351 21	-133 63		
VSP	3 000	Aug 08, 08	Jun 05, 09	130 54	212 76	-82 22			
VSP	2 000	Aug 11, 08	Jun 05, 09	87 03	143 73	-56 70			
ISHARES MSCI EMERGING MARKETS INDEX FUND	FIFO	312 000	Jul 17, 08	May 29, 09	10,308 21	13,611 47	-3,303 26		
	FIFO	241 000	Sep 19, 08	May 29, 09	7,962 44	9,083 02	-1,120 58		
	FIFO	424 000	Oct 09, 08	May 29, 09	14,008 60	10,785 71	3,222 89		
ISHARES TRUST RUSSELL MIDCAP GROWTH INDEX FUND	FIFO	399 000	Oct 09, 08	May 29, 09	13,182 62	10,519 24	2,663 38		
STANDARD&POORS DEP RCPTS UNIT SER 1 (SPDR TR)	VSP	272 000	Sep 19, 08	Aug 19, 09	10,743 72	13,099 98	-2,356 26		
	VSP	176 000	Sep 19, 08	Aug 19, 09	17,594 12	22,039 37	-4,445 25		

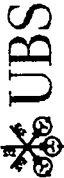
continued next page



Realized gains and losses (continued)  
**Short-term capital gains and losses (continued)**

Security description	Method	Quantity or face value (\$)	Purchase date	Sale date	Sale amount (\$)	Purchase amount (\$)	Loss (\$)	Gain (\$)	Net gain or loss (\$)
VANGUARD INDEX FUNDS									
VANGUARD LARG CAP ETF	FIFO	72,000	Mar 20, 09	Jun 17, 09	2,990,64	2,549,94		440,70	
FREDDIE MAC NTS									
04 875 % DUE 061318									
DTD 061308 FC 12132008	FIFO	6,000,000	Mar 19, 09	Mar 23, 09	6,645,00	6,730,68	-85,68		
US TSY /90 BOND									
08 500 % DUE 02/15/20									
DTD 0215/90 FC 08/15/90	FIFO	2,000,000	Jun 30, 09	Sep 30, 09	2,870,63	2,825,00		45,63	
US TSY BOND 8 7500%									
DUE 08/15/20									
DTD 08/15/90 FC 02/15/91	FIFO	4,000,000	Sep 30, 09	Oct 27, 09	5,807,19	5,866,25	-59,06		
US TSY INFL PROT NOTE									
01 625 % DUE 01/15/18									
DTD 03/31/11	FIFO	1,000,000	Jun 30, 08	Jun 30, 09	1,009,00	1,036,31	-27,31		
US TSY NOTE 00 875 %									
DUE 03/31/11									
DTD 03/31/09 FC 09/30/09	FIFO	6,000,000	Mar 31, 09	Aug 31, 09	6,013,13	6,008,44		4,69	
US TSY NOTE 00 875 %									
DUE 05/31/11									
DTD 05/31/09 FC 11/30/09	FIFO	2,000,000	Mar 31, 09	Aug 14, 09	2,000,16	2,002,81	-2,65		
US TSY NOTE 01 500 %									
DUE 10/31/10									
DTD 10/31/08 FC 04/30/09	FIFO	1,000,000	Jun 30, 09	Dec 31, 09	1,000,62	996,60		4,02	
US TSY NOTE 02 750 %									
DUE 02/28/13									
DTD 02/29/08 FC 08/31/08	FIFO	1,000,000	Oct 27, 09	Dec 31, 09	1,000,62	1,002,89	-2,27		
US TSY NOTE 04 000 %									
DUE 08/15/18									
DTD 08/15/08 FC 02/15/09	FIFO	6,000,000	Jun 30, 09	Sep 30, 09	6,013,13	5,979,61		33,52	
US TSY NOTE 04 000 %									
DUE 10/31/10									
DTD 10/31/08 FC 04/30/09	FIFO	3,000,000	Oct 31, 08	Mar 19, 09	3,033,75	2,997,19		36,56	
US TSY NOTE 02 750 %									
DUE 02/28/13									
DTD 02/29/08 FC 08/31/08	FIFO	8,000,000	Jun 30, 08	May 05, 09	8,325,62	7,817,50		508,12	
US TSY NOTE 04 000 %									
DUE 08/15/18									
DTD 08/15/08 FC 02/15/09	FIFO	5,000,000	Oct 31, 08	May 05, 09	5,348,44	5,016,41		332,03	
	FIFO	4,000,000	Oct 31, 08	Mar 31, 09	4,446,87	4,013,13		433,74	

continued next page



Account name: DENMAN FOUNDATION  
Account number: HS 19729 FB

Realized gains and losses (continued)

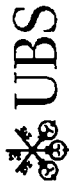
Short-term capital gains and losses (continued)

Security description	Method	Quantity or face value (\$)	Purchase date	Sale date	Sale amount (\$)	Purchase amount (\$)	Loss (\$)	Gain (\$)	Net gain or loss (\$)
US TSY NOTE 05 125 %									
DUE 05/15/16									
DTD 05/15/06 FC 11/15/06	FIFO	2,000,000	Jun 30, 09	Oct 27, 09	2,265.94	2,249.84		16.10	
<b>Total</b>					<b>\$330,389.06</b>	<b>\$346,797.91</b>	<b>-\$57,127.67</b>	<b>\$40,718.82</b>	<b>-\$16,408.85</b>

Long-term capital gains and losses

Security description	Method	Quantity or face value (\$)	Purchase date	Sale date	Sale amount (\$)	Purchase amount (\$)	Loss (\$)	Gain (\$)	Net gain or loss (\$)
AETNA INC	FIFO	5,000	Nov 06, 07	Nov 19, 09	142.42	269.45	-127.03		
	FIFO	24,000	Sep 19, 08	Nov 19, 09	683.63	981.58	-297.95		
	FIFO	5,000	Sep 22, 08	Nov 19, 09	142.42	187.03	-44.61		
	VSP	24,000	Nov 06, 07	Sep 24, 09	699.55	1,293.36	-593.81		
AFLAC INC	VSP	19,000	Aug 11, 08	Dec 04, 09	865.66	1,067.42	-201.76		
	VSP	1,000	Aug 12, 08	Dec 04, 09	45.55	55.71	-10.16		
ALLERGAN INC	VSP	6,000	Nov 06, 07	Apr 15, 09	281.21	403.11	-121.90		
	VSP	6,000	Nov 06, 07	Apr 14, 09	277.73	403.11	-125.38		
	VSP	4,000	Nov 06, 07	Apr 13, 09	187.92	268.74	-80.82		
	VSP	5,000	Nov 06, 07	Apr 09, 09	238.42	335.93	-97.51		
	VSP	7,000	Nov 06, 07	Apr 08, 09	331.72	470.30	-138.58		
	VSP	4,000	Nov 06, 07	Apr 07, 09	190.37	268.74	-78.37		
AMER TOWER CORP CL A	VSP	13,000	Nov 06, 07	Nov 25, 09	533.38	589.68	-56.30		
	VSP	7,000	Nov 06, 07	Nov 13, 09	278.07	317.52	-39.45		
	VSP	17,000	Nov 06, 07	Oct 12, 09	640.19	771.12	-130.93		
AMPHENOL CORP NEW CL A	VSP	9,000	Nov 06, 07	Sep 18, 09	354.37	393.30	-38.93		
	VSP	13,000	Nov 06, 07	Apr 16, 09	404.75	568.10	-163.35		
	VSP	18,000	Nov 06, 07	Apr 09, 09	546.75	786.60	-239.85		
	VSP	43,000	Nov 06, 07	Feb 06, 09	1,255.96	1,879.10	-623.14		
ANALOG DEVICES INC	FIFO	7,000	Nov 06, 07	Apr 01, 09	133.11	234.15	-101.04		
	FIFO	21,000	Jan 23, 08	Apr 01, 09	399.32	570.32	-171.00		
	VSP	10,000	Nov 06, 07	Mar 31, 09	194.65	334.50	-139.85		
	VSP	10,000	Nov 06, 07	Mar 30, 09	193.68	334.50	-140.82		
	VSP	26,000	Nov 06, 07	Mar 27, 09	520.04	869.70	-349.66		
	VSP	48,000	Nov 06, 07	Mar 26, 09	965.09	1,605.60	-640.51		

continued next page



Realized gains and losses (continued)  
**Long-term capital gains and losses (continued)**

Security description	Method	Quantity or face value (\$)	Purchase date	Sale date	Sale amount (\$)	Purchase amount (\$)	Loss (\$)	Gain (\$)	Net gain or loss (\$)
ASML HOLDING NV NY REG SHS NEW	VSP	39 000	Nov 06, 07	Mar 25, 09	787 40	1,304 55	-517 15		
	VSP	19 000	Nov 06, 07	Mar 24, 09	382 72	635 55	-252 83		
	VSP	38 000	Nov 06, 07	Mar 23, 09	763 03	1,271 10	-508 07		
	VSP	1 000	Nov 06, 07	Mar 19, 09	20 26	33 45	-13 19		
AXA ADR	VSP	7 000	Nov 06, 07	Sep 14, 09	205 39	239 54	-34 15		
	VSP	5 000	Nov 21, 07	Sep 14, 09	146 71	167 20	-20 49		
	VSP	18 000	Nov 06, 07	Aug 28, 09	502 33	615 96	-113 63		
	FIFO	25 000	Nov 06, 07	Apr 06, 09	340 23	1,066 75	-726 52		
BANK OF EAST ASIA LTD SPONS ADR HONG KONG	FIFO	12 000	Mar 04, 08	Apr 06, 09	163 31	392 30	-228 99		
	FIFO	4 000	Mar 05, 08	Apr 06, 09	54 44	132 54	-78 10		
	FIFO	1 000	Mar 07, 08	Apr 06, 09	13 61	31 76	-18 15		
	VSP	30 000	Sep 16, 08	Dec 09, 09	122 04	96 21	25 83		
BARCLAYS PLC ADR	VSP	8 000	Sep 11, 08	Dec 08, 09	32 99	31 56	1 43		
	VSP	31 000	Sep 12, 08	Dec 08, 09	127 87	114 22	13 65		
	VSP	26 000	Sep 16, 08	Dec 08, 09	107 24	83 38	23 86		
	VSP	29 000	Jul 17, 08	Dec 07, 09	121 71	129 95	-8 24		
	VSP	1 000	Sep 11, 08	Dec 07, 09	4 19	3 95	0 24		
	VSP	9 000	Mar 04, 08	Dec 04, 09	37 81	44 54	-6 73		
	VSP	21 000	Jul 17, 08	Dec 04, 09	88 25	94 11	-5 86		
	VSP	35 000	Mar 04, 08	Dec 03, 09	148 37	173 22	-24 85		
	VSP	35 000	Mar 04, 08	Dec 02, 09	147 66	173 22	-25 56		
	VSP	50 000	Mar 04, 08	Nov 12, 09	218 78	247 46	-28 68		
	VSP	45 000	Mar 05, 08	Nov 12, 09	196 90	223 01	-26 11		
	VSP	1 000	Mar 07, 08	Nov 12, 09	4 37	5 42	-1 05		
	VSP	9 000	Mar 10, 08	Nov 12, 09	39 37	48 27	-8 90		
	FIFO	77 000	Nov 06, 07	Jan 21, 09	246 02	3,363 36	-3,117 34		
	FIFO	7 000	Nov 21, 07	Jan 21, 09	22 37	286 27	-263 90		
	VSP	4 000	Nov 06, 07	Feb 06, 09	346 53	329 00	17 53		

continued next page



Account name: DENMAN FOUNDATION  
Account number: HS 19729 FB

Realized gains and losses (continued)  
Long-term capital gains and losses (continued)

Security description	Method	Quantity or face value (\$)	Purchase date	Sale date	Sale amount (\$)	Purchase amount (\$)	Loss (\$)	Gain (\$)	Net gain or loss (\$)
BHP BILLITON LTD SPON ADR	FIFO	3 000	Jul 17, 08	Nov 06, 09	203 59	213 00	-9 41		
	FIFO	14 000	Sep 10, 08	Nov 06, 09	950 09	808 68		141 41	
BNP PARIBAS SA ADR	VSP	1 000	Apr 11, 08	Aug 20, 09	39 51	53 15	-13 64		
	VSP	1 000	Apr 17, 08	Aug 20, 09	39 51	54 35	-14 84		
BP PLC SPON ADR	FIFO	33 000	Nov 06, 07	Sep 14, 09	1,792 09	2,607 00	-814 91		
BRITISH SKY BROADCASTING GROUP PLC SPONSORED ADR	VSP	1 000	May 16, 08	Aug 24, 09	35 98	41 39	-5 41		
	VSP	2 000	May 19, 08	Aug 24, 09	71 96	84 51	-12 55		
	VSP	11 000	Mar 04, 08	Aug 21, 09	395 21	488 54	-93 33		
	VSP	3 000	Mar 10, 08	Aug 21, 09	107 78	132 38	-24 60		
	VSP	5 000	May 19, 08	Aug 21, 09	179 64	211 28	-31 64		
	VSP	1 000	May 20, 08	Aug 21, 09	35 92	42 57	-6 65		
	VSP	10 000	Mar 04, 08	Aug 20, 09	355 99	444 13	-88 14		
	VSP	5 000	Dec 21, 07	Aug 18, 09	173 75	245 51	-71 76		
	VSP	17 000	Dec 21, 07	Jul 15, 09	548 67	834 74	-286 07		
	VSP	5 000	Dec 24, 07	Jul 15, 09	161 37	247 47	-86 10		
	VSP	2 000	Dec 27, 07	Jul 15, 09	64 54	98 95	-34 41		
BURGER KING HOLDINGS INC	FIFO	11 000	May 05, 08	May 28, 09	178 88	311 54	-132 66		
	FIFO	30 000	May 07, 08	May 28, 09	487 85	843 67	-355 82		
	VSP	29 000	May 05, 08	May 26, 09	498 37	821 34	-322 97		
C H ROBINSON WORLDWIDE INC NEW	FIFO	15 000	Oct 09, 08	Oct 29, 09	847 86	643 69		204 17	
CANON INC ADR JAPAN SPON ADR	VSP	19 000	Nov 06, 07	Nov 09, 09	711 16	970 30	-259 14		
	VSP	14 000	Nov 06, 07	Oct 15, 09	546 51	714 96	-168 45		
	VSP	3 000	Nov 06, 07	Aug 20, 09	112 33	153 21	-40 88		
CDN NATL RAILWAY CO FOREIGN STOCK	FIFO	2 000	Apr 01, 08	Aug 20, 09	97 78	98 64	-0 86		
	FIFO	19 000	Apr 02, 08	Aug 20, 09	928 88	952 97	-24 09		
	VSP	27 000	Nov 06, 07	Aug 18, 09	1,295 43	1,464 48	-169 05		

continued next page



Realized gains and losses (continued)  
**Long-term capital gains and losses (continued)**

Security description	Method	Quantity or face value (\$)	Purchase date	Sale date	Sale amount (\$)	Purchase amount (\$)	Loss (\$)	Gain (\$)	Net gain or loss (\$)
COACH INC	VSP	3 000	Apr 02, 08	Aug 18, 09	143 93	150 47	-6 54		
	VSP	5 000	Apr 03, 08	Aug 18, 09	239 89	254 44	-14 55		
	VSP	5 000	Nov 06, 07	Aug 17, 09	237 15	271 20	-34 05		
	VSP	17 000	Nov 06, 07	May 15, 09	663 39	922 08	-258 69		
COGNIZANT TECH SOLUTIONS CRP	FIFO	19 000	Nov 06, 07	Jul 13, 09	448 46	635 55	-187 09		
	VSP	20 000	Nov 06, 07	Jul 10, 09	472 40	669 00	-196 60		
	VSP	27 000	Nov 06, 07	Jul 09, 09	649 33	903 15	-253 82		
	VSP	43 000	Nov 06, 07	Jul 08, 09	1,036 27	1,438 35	-402 08		
	VSP	6 000	Nov 06, 07	Jul 07, 09	146 68	200 70	-54 02		
	VSP	10 000	Nov 06, 07	Sep 18, 09	385 87	323 10	62 77		
COMPLETE PRODUCTION SERVICES INC	VSP	18 000	Nov 06, 07	Jul 27, 09	552 51	581 58	-29 07		
	VSP	23 000	Nov 06, 07	Jun 04, 09	605 69	743 13	-137 44		
	VSP	13 000	Nov 06, 07	May 19, 09	334 09	420 03	-85 94		
	VSP	19 000	Nov 06, 07	Jan 23, 09	140 37	351 50	-211 13		
CONSTELLATION BRANDS INC CL A	VSP	26 000	Nov 06, 07	Jan 22, 09	189 35	481 00	-291 65		
	VSP	46 000	Nov 06, 07	Jan 21, 09	352 57	851 00	-498 43		
	VSP	9 000	Nov 06, 07	Jan 20, 09	64 88	166 50	-101 62		
	FIFO	7 000	Nov 06, 07	Apr 07, 09	82 19	169 10	-86 91		
	FIFO	4 000	Jan 23, 08	Apr 07, 09	46 97	81 23	-34 26		
	VSP	8 000	Nov 06, 07	Apr 06, 09	94 71	193 25	-98 54		
	VSP	10 000	Nov 06, 07	Apr 03, 09	121 36	241 57	-120 21		
	VSP	16 000	Nov 06, 07	Apr 02, 09	195 47	386 50	-191 03		
	VSP	8 000	Nov 06, 07	Apr 01, 09	94 58	193 25	-98 67		
	VSP	7 000	Nov 06, 07	Mar 31, 09	83 37	169 10	-85 73		
	VSP	5 000	Nov 06, 07	Mar 30, 09	59 30	120 78	-61 48		
	VSP	7 000	Nov 06, 07	Mar 27, 09	84 36	169 10	-84 74		
VSP	10 000	Nov 06, 07	Mar 26, 09	123 13	241 57	-118 44			
VSP	12 000	Nov 06, 07	Mar 25, 09	150 78	289 88	-139 10			

continued next page



Account name: DENMAN FOUNDATION  
 Account number: HS 19729 FB

Realized gains and losses (continued)  
**Long-term capital gains and losses (continued)**

Security description	Method	Quantity or face value (\$)	Purchase date	Sale date	Sale amount (\$)	Purchase amount (\$)	Loss (\$)	Gain (\$)	Net gain or loss (\$)
	VSP	13 000	Nov 06, 07	Mar 24, 09	172 53	314 04	-141 51		
	VSP	13 000	Nov 06, 07	Mar 23, 09	168 98	314 04	-145 06		
	VSP	6 000	Nov 06, 07	Mar 19, 09	78 62	144 94	-66 32		
	VSP	12 000	Nov 06, 07	Mar 18, 09	159 64	289 88	-130 24		
	VSP	6 000	Nov 06, 07	Mar 17, 09	79 57	144 94	-65 37		
	VSP	5 000	Nov 06, 07	Mar 16, 09	66 96	120 78	-53 82		
	VSP	10 000	Nov 06, 07	Mar 13, 09	130 30	241 57	-111 27		
	VSP	17 000	Nov 06, 07	Mar 12, 09	221 11	410 66	-189 55		
	VSP	6 000	Nov 06, 07	Mar 11, 09	77 65	144 94	-67 29		
CRH PLC IRELAND SPON ADR	VSP	3 000	Dec 28, 07	Oct 21, 09	87 55	106 01	-18 46		
	VSP	1 000	Dec 31, 07	Oct 21, 09	29 18	35 51	-6 33		
	VSP	3 000	Jan 02, 08	Oct 21, 09	87 55	107 05	-19 50		
	VSP	3 000	Mar 04, 08	Oct 21, 09	87 55	110 29	-22 74		
	VSP	6 000	Mar 04, 08	Oct 20, 09	173 59	220 59	-47 00		
	VSP	3 000	Mar 05, 08	Oct 20, 09	86 79	114 65	-27 86		
	VSP	1 000	Mar 07, 08	Oct 20, 09	28 92	37 21	-8 29		
DIGITAL REALTY TRUST INC REIT	VSP	5 000	Apr 18, 08	Aug 06, 09	222 56	198 98		23 58	
DISCOVER FINANCIAL SERVICES	VSP	37 000	Nov 06, 07	Oct 09, 09	604 10	667 85	-63 75		
	VSP	24 000	Jan 23, 08	Oct 09, 09	391 84	331 52		60 32	
	VSP	6 000	Jan 28, 08	Oct 09, 09	97 96	92 47		5 49	
	VSP	3 000	Jan 30, 08	Oct 09, 09	48 97	49 69	-0 72		
	VSP	5 000	Feb 01, 08	Oct 09, 09	81 63	88 21	-6 58		
	VSP	18 000	Feb 04, 08	Oct 09, 09	293 89	295 63	-1 74		
	VSP	13 000	Feb 05, 08	Oct 09, 09	212 25	206 81		5 44	
	VSP	65 000	Nov 06, 07	Oct 08, 09	1,107 28	1,173 25	-65 97		
	VSP	25 000	Nov 06, 07	Aug 18, 09	309 84	451 25	-141 41		
	VSP	35 000	Nov 06, 07	Aug 17, 09	426 59	631 75	-205 16		
	VSP	30 000	Nov 06, 07	Aug 14, 09	371 71	541 50	-169 79		
	VSP	30 000	Nov 06, 07	Aug 13, 09	378 52	541 50	-162 98		

continued next page



Realized gains and losses (continued)  
**Long-term capital gains and losses (continued)**

Security description	Method	Quantity or face value (\$)	Purchase or sale date	Sale date	Sale amount (\$)	Purchase amount (\$)	Loss (\$)	Gain (\$)	Net gain or loss (\$)
<b>DUN &amp; BRADSTREET CORP</b>									
NEW	FIFO	8 000	Jan 14, 08	Sep 14, 09	595 97	684 29	-88 32		
	FIFO	2 000	Apr 16, 08	Sep 14, 09	148 99	167 79	-18 80		
	VSP	6 000	Jan 11, 08	Aug 21, 09	446 76	518 35	-71 59		
	VSP	5 000	Feb 08, 08	Aug 17, 09	372 00	438 27	-66 27		
	VSP	4 000	Feb 08, 08	Jul 02, 09	318 93	350 62	-31 69		
	VSP	1 000	Nov 06, 07	Jun 01, 09	83 04	92 14	-9 10		
	VSP	2 000	Feb 08, 08	Jun 01, 09	166 10	175 31	-9 21		
	VSP	10 000	Nov 06, 07	May 19, 09	824 68	921 40	-96 72		
	VSP	6 000	Nov 06, 07	May 01, 09	481 46	552 84	-71 38		
	VSP	7 000	Nov 13, 08	Nov 23, 09	319 64	224 30		95 34	
	VSP	5 000	Nov 06, 07	Oct 12, 09	229 87	237 15	-7 28		
	VSP	1 000	Nov 06, 07	Oct 12, 09	45 92	47 43	-1 51		
	VSP	10 000	Nov 06, 07	Aug 12, 09	419 71	474 30	-54 59		
	VSP	4 000	Nov 06, 07	Apr 24, 09	151 90	189 72	-37 82		
	VSP	8 000	Nov 06, 07	Apr 24, 09	303 64	379 44	-75 80		
	VSP	1 000	Nov 06, 07	Apr 23, 09	36 99	47 43	-10 44		
	VSP	7 000	Oct 13, 08	Nov 25, 09	608 52	419 15		189 37	
	VSP	3 000	Nov 10, 08	Nov 25, 09	260 79	183 46		77 33	
	VSP	23 000	Nov 06, 07	Oct 09, 09	1,781 84	2,369 69	-587 85		
	VSP	10 000	Nov 06, 07	Oct 08, 09	778 21	1,030 30	-252 09		
	FIFO	20 000	Nov 06, 07	Feb 09, 09	60 20	583 20	-523 00		
	VSP	83 000	Nov 06, 07	Feb 06, 09	196 55	2,420 28	-2,223 73		
	VSP	31 000	Nov 06, 07	Feb 05, 09	51 39	903 96	-852 57		
	VSP	15 000	Nov 06, 07	Feb 04, 09	26 03	437 40	-411 37		
	VSP	13 000	Nov 06, 07	Feb 03, 09	25 41	379 08	-353 67		
	VSP	14 000	Nov 06, 07	Feb 02, 09	29 83	408 24	-378 41		
	VSP	10 000	Nov 06, 07	Jan 30, 09	27 60	291 60	-264 00		
	VSP	18 000	Nov 06, 07	Jan 29, 09	55 91	524 88	-468 97		
	VSP	22 000	Nov 06, 07	Jan 27, 09	59 58	641 52	-581 94		
	VSP	22 000	Nov 06, 07	Jan 26, 09	61 41	641 52	-580 11		
<b>EXPRESS SCRIPTS INC</b>									
	VSP	3 000	Nov 10, 08	Nov 25, 09	260 79	183 46		77 33	
<b>FEDEX CORP</b>									
	VSP	23 000	Nov 06, 07	Oct 09, 09	1,781 84	2,369 69	-587 85		
	VSP	10 000	Nov 06, 07	Oct 08, 09	778 21	1,030 30	-252 09		
<b>FIFTH THIRD BANCCORP</b>									
	FIFO	20 000	Nov 06, 07	Feb 09, 09	60 20	583 20	-523 00		
	VSP	83 000	Nov 06, 07	Feb 06, 09	196 55	2,420 28	-2,223 73		
	VSP	31 000	Nov 06, 07	Feb 05, 09	51 39	903 96	-852 57		
	VSP	15 000	Nov 06, 07	Feb 04, 09	26 03	437 40	-411 37		
	VSP	13 000	Nov 06, 07	Feb 03, 09	25 41	379 08	-353 67		
	VSP	14 000	Nov 06, 07	Feb 02, 09	29 83	408 24	-378 41		
	VSP	10 000	Nov 06, 07	Jan 30, 09	27 60	291 60	-264 00		
	VSP	18 000	Nov 06, 07	Jan 29, 09	55 91	524 88	-468 97		
	VSP	22 000	Nov 06, 07	Jan 27, 09	59 58	641 52	-581 94		
	VSP	22 000	Nov 06, 07	Jan 26, 09	61 41	641 52	-580 11		

continued next page



Account name: DENMAN FOUNDATION  
 Account number: HS 19729 FB

Realized gains and losses (continued)  
**Long-term capital gains and losses** (continued)

Security description	Method	Quantity or face value (\$)	Purchase date	Sale date	Sale amount (\$)	Purchase amount (\$)	Loss (\$)	Gain (\$)	Net gain or loss (\$)
<b>FISERV INC</b>									
	FIFO	7 000	Apr 18, 08	Aug 06, 09	331 23	375 07	-43 84		
	FIFO	6 000	Apr 21, 08	Aug 06, 09	283 91	320 99	-37 08		
	FIFO	3 000	Apr 29, 08	Aug 06, 09	141 96	152 87	-10 91		
	FIFO	14 000	May 01, 08	Aug 06, 09	662 46	696 57	-34 11		
	FIFO	4 000	Jul 03, 08	Aug 06, 09	189 27	193 97	-4 70		
	VSP	9 000	Apr 18, 08	Jul 20, 09	432 01	482 23	-50 22		
<b>F5 NETWORKS INC</b>									
	VSP	2 000	Jan 25, 08	Jun 16, 09	68 82	46 85		21 97	
	VSP	19 000	Apr 09, 08	Jun 16, 09	653 83	348 73		305 10	
	VSP	8 000	Jan 25, 08	May 22, 09	241 37	187 39		53 98	
	VSP	9 000	Jan 25, 08	Apr 15, 09	233 21	210 82		22 39	
	VSP	10 000	Jan 25, 08	Feb 23, 09	194 45	234 24	-39 79		
<b>GAYLORD ENTERTAINMENT CO NEW</b>									
	FIFO	9 000	Nov 06, 07	Mar 20, 09	74 45	442 71	-368 26		
	VSP	14 000	Nov 06, 07	Mar 19, 09	116 12	688 66	-572 54		
	VSP	13 000	Nov 06, 07	Mar 18, 09	99 79	639 47	-539 68		
	VSP	7 000	Nov 06, 07	Mar 17, 09	51 05	344 33	-293 28		
	VSP	5 000	Nov 06, 07	Feb 26, 09	36 26	245 95	-209 69		
	VSP	11 000	Nov 06, 07	Feb 24, 09	80 40	541 09	-460 69		
	VSP	8 000	Nov 06, 07	Feb 23, 09	54 84	393 52	-338 68		
<b>GDF SUEZ SPON ADR</b>									
	FIFO	1 000	Nov 21, 07	Jan 21, 09	39 50	71 42	-31 92		
	VSP	1 000	Nov 21, 07	Jan 20, 09	41 91	71 42	-29 51		
	VSP	13 000	Nov 21, 07	Jan 16, 09	540 56	928 44	-387 88		
	VSP	15 000	Nov 21, 07	Jan 15, 09	614 66	1,071 28	-456 62		
	VSP	10 000	Nov 21, 07	Jan 14, 09	421 24	714 19	-292 95		
<b>GENL ELECTRIC CO</b>									
	FIFO	5 000	Jul 17, 08	Oct 09, 09	80 84	140 44	-59 60		
	VSP	40 000	Jan 23, 08	Oct 08, 09	650 82	1,352 08	-701 26		
	VSP	28 000	Apr 18, 08	Oct 08, 09	455 57	913 25	-457 68		
	VSP	32 000	Jul 17, 08	Oct 08, 09	520 65	898 84	-378 19		
	VSP	24 000	Nov 06, 07	Aug 18, 09	325 15	960 72	-635 57		
	VSP	2 000	Jan 23, 08	Aug 18, 09	27 09	67 60	-40 51		
	VSP	185 000	Nov 06, 07	Aug 17, 09	2,468 90	7,405 55	-4,936 65		
	VSP	125 000	Nov 06, 07	Aug 14, 09	1,732 19	5,003 75	-3,271 56		

continued next page

Private Wealth Solutions



Account name: DENMAN FOUNDATION  
Account number: HS 19729 FB

Your Financial Advisor:  
BARNET FISHBEIN  
713-654-0200/800-553-3119

Realized gains and losses (continued)  
**Long-term capital gains and losses (continued)**

Security description	Method	Quantity or face value (\$)	Purchase date	Sale date	Quantity or face value (\$)	Purchase amount (\$)	Sale amount (\$)	Purchase amount (\$)	Loss (\$)	Gain (\$)	Net gain or loss (\$)
	VSP	77 000	Nov 06, 07	Aug 13, 09	1,089 07	3,082 31	1,089 07	3,082 31	-1,993 24		
GENZYME CORP GEN DIV	FIFO	30 000	Nov 06, 07	Oct 29, 09	1,555 05	2,196 00	1,555 05	2,196 00	-640 95		
	VSP	30 000	Nov 06, 07	Oct 28, 09	1,542 79	2,196 00	1,542 79	2,196 00	-653 21		
	VSP	11 000	Nov 06, 07	Oct 27, 09	576 46	805 20	576 46	805 20	-228 74		
	VSP	24 000	Nov 06, 07	Feb 06, 09	1,714 25	1,756 80	1,714 25	1,756 80	-42 55		
	VSP	12 000	Nov 06, 07	Feb 05, 09	864 21	878 40	864 21	878 40	-14 19		
HALLIBURTON CO (HOLDING COMPANY)	FIFO	6 000	Jan 23, 08	Oct 19, 09	185 57	184 28	185 57	184 28	-44 76	1 29	
	VSP	8 000	Dec 04, 07	Oct 16, 09	244 44	289 20	244 44	289 20	-62 68		
	VSP	9 000	Dec 06, 07	Oct 16, 09	275 00	337 68	275 00	337 68	-27 81		
	VSP	4 000	Dec 07, 07	Oct 16, 09	122 22	150 03	122 22	150 03	-102 32		
	VSP	14 000	Dec 10, 07	Oct 16, 09	427 77	530 09	427 77	530 09	-74 22		
	VSP	10 000	Dec 14, 07	Oct 16, 09	305 56	379 78	305 56	379 78	-126 40		
	VSP	20 000	Dec 17, 07	Oct 16, 09	611 11	737 51	611 11	737 51	-1 57		
	VSP	10 000	Jan 23, 08	Oct 16, 09	305 56	307 13	305 56	307 13	-199 92		
	VSP	14 000	Dec 14, 07	Jun 02, 09	331 77	531 69	331 77	531 69	-155 37		
	VSP	11 000	Dec 11, 07	Jun 01, 09	263 93	419 30	263 93	419 30	-202 28		
	VSP	14 000	Dec 12, 07	Jun 01, 09	335 92	538 20	335 92	538 20	-28 94		
	VSP	2 000	Dec 13, 07	Jun 01, 09	47 98	76 92	47 98	76 92	-111 87		
	VSP	8 000	Dec 14, 07	Jun 01, 09	191 95	303 82	191 95	303 82	-170 93		
	VSP	11 000	Dec 13, 07	May 29, 09	252 14	423 07	252 14	423 07	-102 55		
HARSCO CORP	FIFO	3 000	Nov 06, 07	Feb 17, 09	70 25	172 80	70 25	172 80	-556 83		
	VSP	17 000	Nov 06, 07	Feb 13, 09	422 37	979 20	422 37	979 20	-468 43		
	VSP	17 000	Nov 06, 07	Jan 08, 09	510 77	979 20	510 77	979 20	-398 34		
HOLOGIC INC	FIFO	19 000	Nov 06, 07	Mar 03, 09	192 85	591 19	192 85	591 19	-419 93		
HONDA MOTOR CO ADR JAPAN ADR	FIFO	42 000	Nov 06, 07	Jul 14, 09	1,089 13	1,509 06	1,089 13	1,509 06	-339 28		
	FIFO	35 000	Jun 04, 08	Jul 14, 09	907 61	1,246 89	907 61	1,246 89	-198 95		
ILLINOIS TOOL WORKS INC	VSP	9 000	Nov 06, 07	Jun 23, 09	311 74	510 69	311 74	510 69	-550 64		
	VSP	25 000	Nov 06, 07	Jun 22, 09	867 95	1,418 59	867 95	1,418 59	-627 22		
	VSP	30 000	Nov 06, 07	Jun 19, 09	1,075 09	1,702 31	1,075 09	1,702 31			

continued next page



Account name: DENMAN FOUNDATION  
 Account number: HS 19729 FB

Realized gains and losses (continued)  
**Long-term capital gains and losses (continued)**

Security description	Method	Quantity or face value (\$)	Purchase date	Sale date	Sale amount (\$)	Purchase amount (\$)	Loss (\$)	Gain (\$)	Net gain or loss (\$)
<b>INTEL CORP</b>									
	VSP	13 000	Nov 06, 07	Jun 18, 09	472 65	737 67	-265 02		
	FIFO	11 000	Jan 16, 08	Jul 09, 09	177 27	219 81	-42 54		
	FIFO	80 000	Jan 23, 08	Jul 09, 09	1,289 26	1,542 22	-252 96		
	VSP	155 000	Nov 06, 07	Jul 08, 09	2,476 18	4,219 10	-1,742 92		
	VSP	71 000	Jan 16, 08	Jul 08, 09	1,134 25	1,418 74	-284 49		
	VSP	145 000	Nov 06, 07	Jul 07, 09	2,376 90	3,946 90	-1,570 00		
	VSP	62 000	Nov 06, 07	Jun 22, 09	977 65	1,687 64	-709 99		
	VSP	78 000	Nov 06, 07	Jun 19, 09	1,249 36	2,123 16	-873 80		
	VSP	19 000	Nov 06, 07	Jun 18, 09	303 15	517 18	-214 03		
<b>INTERCONTINENTAL EXCHANGE INC</b>									
	VSP	7 000	Oct 08, 08	Dec 28, 09	790 66	581 12		209 54	
	VSP	1 000	Nov 07, 08	Dec 28, 09	112 95	77 16		35 79	
<b>INTESA SANPAOLO SPON ADR</b>									
	FIFO	7 000	Nov 06, 07	Apr 16, 09	127 89	324 80	-196 91		
<b>KAO CORP REPTG 10 SHS COM SPON ADR</b>									
	VSP	1 000	Nov 06, 07	Jan 20, 09	275 35	282 83	-7 48		
	VSP	1 000	Nov 06, 07	Jan 15, 09	288 39	282 83		5 56	
<b>KOMATSU LTD SPON ADR NEW</b>									
	FIFO	1 000	Dec 21, 07	Jan 21, 09	44 64	101 29	-56 65		
	VSP	5 000	Dec 21, 07	Jan 16, 09	233 12	506 46	-273 34		
	VSP	1 000	Dec 21, 07	Jan 15, 09	48 69	101 29	-52 60		
	VSP	1 000	Dec 28, 07	Jan 15, 09	48 69	107 25	-58 56		
	VSP	1 000	Dec 31, 07	Jan 15, 09	48 69	108 85	-60 16		
<b>LIFE TIME FITNESS INC</b>									
	FIFO	9 000	Dec 24, 07	Feb 24, 09	85 92	444 34	-358 42		
	FIFO	1 000	Dec 26, 07	Feb 24, 09	9 55	49 93	-40 38		
	FIFO	18 000	Jan 25, 08	Feb 24, 09	171 84	726 92	-555 08		
	VSP	29 000	Nov 06, 07	Feb 23, 09	274 87	1,657 35	-1,382 48		
	VSP	10 000	Dec 26, 07	Feb 23, 09	94 78	499 31	-404 53		
<b>MASCO CORP</b>									
	FIFO	15 000	Jan 23, 08	Feb 17, 09	89 77	305 32	-215 55		
	VSP	3 000	Nov 06, 07	Feb 13, 09	19 65	71 01	-51 36		
	VSP	1 000	Nov 07, 07	Feb 13, 09	6 54	23 60	-17 06		
	VSP	15 000	Jan 23, 08	Feb 13, 09	98 31	305 32	-207 01		
	VSP	64 000	Nov 06, 07	Feb 12, 09	437 24	1,514 88	-1,077 64		

continued next page



Realized gains and losses (continued)  
**Long-term capital gains and losses (continued)**

Security description	Method	Quantity or face value (\$)	Purchase date	Sale date	Sale amount (\$)	Purchase amount (\$)	Loss (\$)	Gain (\$)	Net gain or loss (\$)
<b>MEDCO HEALTH SOLUTIONS INC</b>									
	VSP	20 000	Nov 06, 07	Feb 11, 09	148 80	473 40	-324 60		
	VSP	18 000	Nov 06, 07	Feb 10, 09	139 49	426 06	-286 57		
	VSP	24 000	Nov 06, 07	Feb 09, 09	194 60	568 08	-373 48		
	VSP	46 000	Nov 06, 07	Feb 06, 09	377 29	1,088 82	-711 53		
	VSP	17 000	Nov 06, 07	Dec 17, 09	1,072 51	814 13		258 38	
	VSP	5 000	Nov 06, 07	Dec 16, 09	315 21	239 45		75 76	
	VSP	20 000	Nov 06, 07	Dec 15, 09	1,300 77	957 80		342 97	
	VSP	6 000	Nov 06, 07	Apr 14, 09	257 76	287 34	-29 58		
	VSP	6 000	Nov 06, 07	Apr 13, 09	253 94	287 34	-33 40		
	VSP	2 000	Nov 06, 07	Apr 09, 09	85 18	95 78	-10 60		
	VSP	6 000	Nov 06, 07	Apr 08, 09	253 58	287 34	-33 76		
	VSP	4 000	Nov 06, 07	Apr 07, 09	169 11	191 56	-22 45		
<b>METROPICS COMMUNICATIONS INC</b>									
	FIFO	17 000	Nov 06, 07	Aug 21, 09	136 13	374 68	-238 55		
	VSP	26 000	Nov 06, 07	Jun 01, 09	446 76	573 04	-126 28		
	VSP	19 000	Nov 06, 07	May 26, 09	322 71	418 76	-96 05		
	VSP	14 000	Nov 06, 07	May 08, 09	242 57	308 56	-65 99		
	VSP	12 000	Nov 06, 07	May 07, 09	207 28	264 48	-57 20		
	VSP	23 000	Nov 06, 07	May 01, 09	390 87	506 92	-116 05		
	VSP	8 000	Nov 06, 07	Sep 24, 09	236 08	286 76	-50 68		
	VSP	8 000	Nov 06, 07	Jun 04, 09	222 13	286 76	-64 63		
	VSP	13 000	Nov 06, 07	May 22, 09	316 81	465 99	-149 18		
<b>MITSUI SUMITOMO UNSPONS ADR</b>									
	FIFO	14 000	Oct 10, 08	Oct 19, 09	171 46	213 16	-41 70		
	VSP	50 000	Oct 10, 08	Oct 16, 09	595 73	761 29	-165 56		
	VSP	33 000	Oct 14, 08	Oct 16, 09	393 18	543 86	-150 68		
	VSP	2 000	Oct 15, 08	Oct 16, 09	23 82	31 04	-7 22		
	VSP	17 000	Nov 06, 07	Jul 08, 09	434 35	918 94	-484 59		
	VSP	15 000	Nov 06, 07	Jul 07, 09	399 34	810 83	-411 49		
	VSP	61 000	Nov 06, 07	Feb 06, 09	1,428 35	3,297 37	-1,869 02		

continued next page



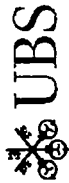
Account name: DENMAN FOUNDATION  
Account number: HS 19729 FB

Realized gains and losses (continued)  
**Long-term capital gains and losses (continued)**

Security description	Method	Quantity or face value (\$)	Purchase date	Sale date	Sale amount (\$)	Purchase amount (\$)	Loss (\$)	Gain (\$)	Net gain or loss (\$)
NASDAQ OMX GROUP (THE)	VSP	29 000	Nov 06, 07	Feb 05, 09	677 65	1,567 60	-889 95		
	FIFO	33 000	Nov 06, 07	Jul 13, 09	642 20	1,635 81	-993 61		
	FIFO	11 000	Mar 14, 08	Jul 13, 09	214 07	428 09	-214 02		
NATL AUSTRALIA BANK LTD SPON ADR	FIFO	7 000	Apr 14, 08	Apr 17, 09	110 75	183 00	-72 25		
	VSP	57 000	Apr 11, 08	Apr 16, 09	905 81	1,542 04	-636 23		
	VSP	1 000	Apr 14, 08	Apr 16, 09	15 88	26 14	-10 26		
	VSP	3 000	Apr 15, 08	Apr 16, 09	47 67	79 79	-32 12		
NCR CORP NEW	FIFO	2 000	Dec 24, 07	Oct 23, 09	21 84	50 28	-28 44		
	FIFO	44 000	Jan 09, 08	Oct 23, 09	480 48	895 03	-414 55		
	VSP	6 000	Nov 06, 07	Oct 21, 09	75 43	165 54	-90 11		
	VSP	1 000	Dec 24, 07	Oct 21, 09	12 56	25 14	-12 58		
	VSP	21 000	Dec 26, 07	Oct 21, 09	264 02	531 39	-267 37		
	VSP	3 000	Jun 09, 08	Oct 21, 09	37 71	81 09	-43 38		
	VSP	49 000	Nov 06, 07	Oct 09, 09	625 70	1,351 91	-726 21		
	VSP	29 000	Nov 06, 07	Oct 05, 09	387 80	800 11	-412 31		
NESTLE S A SPONSORED ADR	FIFO	1 000	Nov 06, 07	Jan 21, 09	35 22	47 49	-12 27		
REPSIG REG SHS SWITZ ADR	VSP	3 000	Nov 06, 07	Jan 20, 09	108 58	142 48	-33 90		
	VSP	34 000	Nov 06, 07	Jan 16, 09	1,237 87	1,614 76	-376 89		
	VSP	13 000	Nov 06, 07	Jan 15, 09	461 99	617 41	-155 42		
NETAPP INC	FIFO	70 000	Nov 06, 07	Mar 20, 09	1,044 53	2,083 89	-1,039 36		
	HFO	10 000	Jan 23, 08	Mar 20, 09	149 22	200 31	-51 09		
NEWS CORP INC DELA CL A	FIFO	4 000	Jan 23, 08	Apr 03, 09	30 46	72 68	-42 22		
	VSP	15 000	Nov 06, 07	Apr 02, 09	110 98	320 10	-209 12		
	VSP	18 000	Jan 23, 08	Apr 02, 09	133 18	327 06	-193 88		
	VSP	40 000	Nov 06, 07	Apr 01, 09	272 83	853 60	-580 77		
	VSP	47 000	Nov 06, 07	Mar 31, 09	312 38	1,002 98	-690 60		
	VSP	20 000	Nov 06, 07	Mar 30, 09	130 71	426 80	-296 09		
	VSP	32 000	Nov 06, 07	Mar 27, 09	222 33	682 88	-460 55		
	VSP	37 000	Nov 06, 07	Mar 26, 09	255 63	789 58	-533 95		

continued next page

Private Wealth Solutions



Account name: DENMAN FOUNDATION  
Account number: HS 19729 FB

Your Financial Advisor:  
BARNET FISHBEIN  
713-654-0200/800-553-3119

Realized gains and losses (continued)  
**Long-term capital gains and losses (continued)**

Security description	Method	Quantity or face value (\$)	Purchase or sale date	Sale date	Sale amount (\$)	Purchase amount (\$)	Loss (\$)	Gain (\$)	Net gain or loss (\$)
NISOURCE INC	VSP	18 000	Nov 06, 07	Mar 25, 09	123 53	384 12	-260 59		
	VSP	37 000	Nov 06, 07	Jan 07, 09	404 27	669 33	-265 06		
	VSP	23 000	Nov 06, 07	Jan 06, 09	258 82	416 07	-157 25		
	VSP	16 000	Nov 06, 07	Jan 05, 09	178 99	289 44	-110 45		
	VSP	27 000	Nov 06, 07	Jan 02, 09	301 13	488 43	-187 30		
NOKIA CORP SPONS ADR FINLAND ADR	FIFO	50 000	Apr 11, 08	Aug 18, 09	622 49	1,628 42	-1,005 93		
	FIFO	10 000	Apr 14, 08	Aug 18, 09	124 50	324 02	-199 52		
	FIFO	33 000	May 16, 08	Aug 18, 09	410 85	959 86	-549 01		
	FIFO	23 000	Jul 17, 08	Aug 18, 09	286 35	627 75	-341 40		
	FIFO	9 000	Jul 21, 08	Aug 18, 09	112 05	247 06	-135 01		
NOMURA HOLDINGS INC NEW SPON ADR	VSP	9 000	Nov 06, 07	Nov 18, 09	61 29	156 24	-94 95		
	FIFO	21 000	Nov 06, 07	Aug 20, 09	944 77	1,107 12	-162 35		
	FIFO	8 000	Mar 04, 08	Aug 20, 09	359 91	385 13	-25 22		
	FIFO	1 000	Mar 07, 08	Aug 20, 09	44 99	48 01	-3 02		
	VSP	25 000	Nov 06, 07	Aug 18, 09	1,112 03	1,318 00	-205 97		
NITT DOCOMO INC ECH REPSTG 1/200TH COM SHS SPON ADR	VSP	5 000	Nov 06, 07	Aug 17, 09	222 69	263 60	-40 91		
	VSP	26 000	Nov 06, 07	Jan 16, 09	447 08	396 24	50 84		
	VSP	60 000	Nov 06, 07	Jan 15, 09	1,034 88	914 40	120 48		
NUANCE COMMUNICATIONS INC	VSP	39 000	Nov 06, 07	Jan 14, 09	686 21	594 36	91 85		
	FIFO	45 000	Jan 25, 08	May 08, 09	596 92	722 11	-125 19		
	FIFO	6 000	Feb 08, 08	May 08, 09	79 59	97 17	-17 58		
	VSP	2 000	Nov 06, 07	May 01, 09	26 34	43 94	-17 60		
	VSP	1 000	Dec 24, 07	May 01, 09	13 16	19 15	-5 99		
NUANCE COMMUNICATIONS INC	VSP	24 000	Feb 08, 08	May 01, 09	316 18	388 68	-72 50		
	VSP	68 000	Nov 06, 07	Apr 15, 09	832 09	1,493 96	-661 87		
	VSP	21 000	Nov 06, 07	Mar 06, 09	166 57	461 37	-294 80		

continued next page



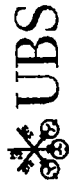
Account name: DENMAN FOUNDATION  
Account number: HS 19729 FB

Realized gains and losses (continued)  
**Long-term capital gains and losses** (continued)

Security description	Method	Quantity or face value (\$)	Purchase date	Sale date	Sale amount (\$)	Purchase amount (\$)	Loss (\$)	Gain (\$)	Net gain or loss (\$)
OMNICOM GROUP INC	VSP	15 000	Nov 06, 07	Oct 21, 09	551 18	736 95	-185 77		
	VSP	10 000	Nov 06, 07	Oct 20, 09	383 79	491 30	-107 51		
	VSP	10 000	Nov 06, 07	Oct 19, 09	385 79	491 30	-105 51		
PEABODY ENERGY CORP	VSP	14 000	Nov 06, 07	Oct 29, 09	579 90	743 54	-163 64		
	VSP	5 000	Nov 06, 07	Oct 28, 09	201 18	265 55	-64 37		
	VSP	11 000	Nov 06, 07	Oct 27, 09	466 32	584 21	-117 89		
	VSP	4 000	Jul 17, 08	Oct 27, 09	169 57	264 55	-94 98		
PENNEY J C CO INC (HLDG CO)	VSP	14 000	Jun 10, 08	Jun 19, 09	371 23	535 73	-164 50		
	VSP	40 000	Jun 11, 08	Jun 19, 09	1,060 66	1,512 30	-451 64		
	VSP	1 000	Jun 10, 08	Jun 18, 09	26 16	38 27	-12 11		
PRINCIPAL FINANCIAL GROUP INC	VSP	9 000	Jan 23, 08	Oct 09, 09	253 17	511 06	-257 89		
	VSP	3 000	Feb 07, 08	Oct 09, 09	84 38	164 79	-80 41		
	VSP	4 000	Feb 08, 08	Oct 09, 09	112 52	219 01	-106 49		
	VSP	2 000	Feb 12, 08	Oct 09, 09	56 25	110 77	-54 52		
	VSP	1 000	Feb 13, 08	Oct 09, 09	28 12	56 38	-28 26		
	VSP	2 000	Feb 15, 08	Oct 09, 09	56 25	112 52	-56 27		
	VSP	1 000	Feb 19, 08	Oct 09, 09	28 12	56 92	-28 80		
	VSP	1 000	Mar 20, 08	Oct 09, 09	28 12	54 64	-26 52		
	VSP	1 000	Mar 24, 08	Oct 09, 09	28 12	56 30	-28 18		
	VSP	1 000	Mar 25, 08	Oct 09, 09	28 12	56 41	-28 29		
	VSP	6 000	Mar 26, 08	Oct 09, 09	168 78	330 55	-161 77		
	VSP	5 000	Mar 27, 08	Oct 09, 09	140 65	275 92	-135 27		
	VSP	4 000	Mar 28, 08	Oct 09, 09	112 52	219 54	-107 02		
	VSP	4 000	Dec 04, 07	Oct 08, 09	112 51	251 90	-139 39		
	VSP	7 000	Jan 18, 08	Oct 08, 09	196 90	428 78	-231 88		
	VSP	3 000	Feb 14, 08	Oct 08, 09	84 38	171 11	-86 73		
	VSP	1 000	Feb 19, 08	Oct 08, 09	28 12	56 92	-28 80		
PSYCHIATRIC SOLUTIONS INC	FIFO	36 000	Nov 06, 07	Jun 23, 09	724 24	1,358 45	-634 21		
	FIFO	23 000	Jan 04, 08	Jun 23, 09	462 71	731 12	-268 41		

continued next page

Private Wealth Solutions



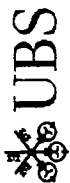
Account name: DENMAN FOUNDATION  
Account number: HS 19729 FB

Your Financial Advisor:  
BARNET FISHBEIN  
713-654-0200/800-553-3119

Realized gains and losses (continued)  
Long-term capital gains and losses (continued)

Security description	Method	Quantity or face value (\$)	Purchase date	Sale date	Sale amount (\$)	Purchase amount (\$)	Loss (\$)	Gain (\$)	Net gain or loss (\$)
QIAGEN V	VSP	20 000	Nov 06, 07	Mar 27, 09	328 64	754 70	-426 06		
	VSP	13 000	Nov 06, 07	Sep 18, 09	296 47	302 07	-5 60		
	VSP	29 000	Nov 06, 07	Mar 06, 09	450 75	673 86	-223 11		
QUICKSILVER RESOURCES INC	FIFO	12 000	Jan 18, 08	Jan 29, 09	88 38	326 47	-238 09		
	FIFO	38 000	Jan 22, 08	Jan 29, 09	279 88	1,011 28	-731 40		
ROPER INDS INC NEW	FIFO	10 000	Nov 06, 07	Jul 28, 09	468 31	688 10	-219 79		
	VSP	23 000	Nov 06, 07	Apr 27, 09	1,045 41	1,582 63	-537 22		
SBA COMMUNICATIONS CORP CL A	VSP	6 000	Nov 06, 07	Aug 28, 09	149 79	224 22	-74 43		
	VSP	14 000	Mar 14, 08	Aug 28, 09	349 52	397 34	-47 82		
	VSP	9 000	Nov 06, 07	Jul 20, 09	235 26	336 33	-101 07		
	VSP	13 000	Nov 06, 07	May 01, 09	325 10	485 81	-160 71		
	VSP	25 000	Nov 06, 07	Apr 24, 09	631 21	934 25	-303 04		
	VSP	15 000	Nov 06, 07	Nov 04, 09	760 18	927 00	-166 82		
	VSP	4 000	Apr 16, 08	Nov 04, 09	202 71	222 34	-19 63		
SEMPRA ENERGY	VSP	3 000	Nov 06, 07	Sep 03, 09	146 96	186 15	-39 19		
	VSP	5 000	Nov 06, 07	Sep 02, 09	246 96	310 25	-63 29		
	VSP	10 000	Nov 06, 07	Sep 01, 09	498 96	620 50	-121 54		
	VSP	5 000	Nov 06, 07	Aug 28, 09	254 52	310 25	-55 73		
	VSP	5 000	Nov 06, 07	Aug 27, 09	255 59	310 25	-54 66		
	VSP	10 000	Nov 06, 07	Aug 25, 09	517 14	620 50	-103 36		
	VSP	5 000	Nov 06, 07	Aug 24, 09	256 99	310 25	-53 26		
	VSP	5 000	Nov 06, 07	Aug 21, 09	256 65	310 25	-53 60		
	VSP	10 000	Nov 06, 07	Aug 20, 09	505 86	620 50	-114 64		
	VSP	5 000	Nov 06, 07	Aug 18, 09	251 29	310 25	-58 96		
	VSP	5 000	Nov 06, 07	Aug 17, 09	251 78	310 25	-58 47		
	VSP	5 000	Nov 06, 07	Aug 13, 09	256 19	310 25	-54 06		
	VSP	1 000	Nov 06, 07	May 13, 09	45 15	62 05	-16 90		
SIEMENS A G SPON ADR	FIFO	1 000	Mar 07, 08	Aug 20, 09	80 98	124 30	-43 32		
	FIFO	7 000	Jul 17, 08	Aug 20, 09	566 84	811 37	-244 53		

continued next page



Account name: DENMAN FOUNDATION  
Account number: HS 19729 FB

Realized gains and losses (continued)  
**Long-term capital gains and losses** (continued)

Security description	Method	Quantity or face value (\$)	Purchase date	Sale date	Sale amount (\$)	Purchase amount (\$)	Loss (\$)	Gain (\$)	Net gain or loss (\$)
	VSP	11 000	Nov 06, 07	Aug 18, 09	869 04	1,525 26	-656 22		
	VSP	4 000	Mar 04, 08	Aug 18, 09	316 01	505 47	-189 46		
	VSP	5 000	Nov 06, 07	Aug 17, 09	393 74	693 30	-299 56		
SMITH INTL INC	FIFO	25 000	Nov 06, 07	Dec 22, 09	677 74	1,666 75	-989 01		
SOLERA HOLDINGS INC	VSP	8 000	Jun 04, 08	Nov 23, 09	287 38	212 00		75 38	
	VSP	2 000	Jun 09, 08	Nov 23, 09	71 84	55 34		16 50	
	VSP	13 000	Jun 09, 08	Oct 07, 09	412 97	359 72		53 25	
	VSP	3 000	Jun 10, 08	Oct 07, 09	95 30	83 58		11 72	
	VSP	9 000	Jun 10, 08	Sep 29, 09	277 12	250 75		26 37	
	VSP	13 000	Jun 10, 08	Sep 28, 09	400 13	362 19		37 94	
	VSP	7 000	Sep 04, 08	Sep 28, 09	215 45	210 30	-3 06		
	VSP	5 000	Sep 04, 08	Sep 24, 09	147 15	150 21	-7 58		
	VSP	9 000	Sep 05, 08	Sep 24, 09	264 87	272 45		5 15	
SOWSTN ENERGY CO	VSP	7 000	Jan 18, 08	Jun 26, 09	273 91	177 98		95 93	
	VSP	21 000	May 30, 08	Jun 26, 09	821 74	929 03	-107 29		
SPRINT NEXTEL CORP									
SERIES 1 COMMON STOCK	FIFO	47 000	Aug 07, 08	Nov 13, 09	146 78	345 74	-198 96		
	VSP	37 000	Jan 23, 08	Nov 12, 09	113 30	312 24	-198 94		
	VSP	26 000	Aug 07, 08	Nov 12, 09	79 61	191 26	-111 65		
	VSP	27 000	Aug 08, 08	Nov 12, 09	82 67	224 52	-141 85		
	VSP	145 000	Nov 06, 07	Nov 10, 09	472 93	2,470 80	-1,997 87		
	VSP	8 000	Nov 06, 07	Nov 11, 09	25 40	136 32	-110 92		
	VSP	24 000	Nov 30, 07	Nov 11, 09	76 23	370 06	-293 83		
	VSP	17 000	Dec 03, 07	Nov 11, 09	53 99	266 89	-212 90		
	VSP	39 000	Jan 23, 08	Nov 11, 09	123 88	329 11	-205 23		
	VSP	77 000	Jan 23, 08	Nov 11, 09	244 58	648 27	-403 69		
	VSP	170 000	Nov 06, 07	Nov 06, 09	483 80	2,896 80	-2,413 00		
	VSP	140 000	Nov 06, 07	Nov 05, 09	405 01	2,385 60	-1,980 59		
	VSP	65 000	Nov 06, 07	Nov 04, 09	191 56	1,107 60	-916 04		
STERICYCLE INC	FIFO	3 000	Jul 01, 08	Sep 14, 09	147 01	153 56	-6 55		
	VSP	6 000	Jul 01, 08	Aug 21, 09	308 94	307 11		1 83	
	VSP	3 000	Jul 01, 08	Aug 17, 09	147 95	153 56	-5 61		

continued next page

Private Wealth Solutions

Account name: DENMAN FOUNDATION  
Account number: HS 19729 FB

Your Financial Advisor  
BARNET FISHBEIN  
713-654-0200/800-553-3119



Realized gains and losses (continued)  
**Long-term capital gains and losses (continued)**

Security description	Method	Quantity or face value (\$)	Purchase date	Sale date	Sale amount (\$)	Purchase amount (\$)	Loss (\$)	Gain (\$)	Net gain or loss (\$)
SUNTRUST BANKS INC	FIFO	6 000	Jan 15, 08	Feb 06, 09	68 87	359 96	-291 09		
	FIFO	6 000	Jan 17, 08	Feb 06, 09	68 87	362 93	-294 06		
	VSP	9 000	Jan 10, 08	Feb 05, 09	93 37	546 67	-453 30		
	VSP	3 000	Jan 11, 08	Feb 05, 09	31 12	187 31	-156 19		
	VSP	3 000	Jan 14, 08	Feb 05, 09	31 12	183 82	-152 70		
	VSP	2 000	Jan 16, 08	Feb 05, 09	20 74	122 91	-102 17		
	VSP	2 000	Jan 17, 08	Feb 05, 09	20 74	120 98	-100 24		
TD AMERITRADE HOLDING CORP	VSP	31 000	Nov 06, 07	Nov 23, 09	639 59	583 73		55 86	
	VSP	42 000	Nov 06, 07	Aug 17, 09	786 38	790 86	-4 48		
	VSP	24 000	Nov 06, 07	May 26, 09	412 02	451 92	-39 90		
TERADATA CORP NEW (DELA)	VSP	27 000	Nov 06, 07	Nov 13, 09	812 53	730 62		81 91	
	VSP	16 000	Nov 06, 07	Aug 03, 09	400 43	432 96	-32 53		
	VSP	10 000	Nov 06, 07	Jul 20, 09	246 86	270 60	-23 74		
TESCO PLC SPONS ADR UNITED KINGDOM	FIFO	92 000	Nov 06, 07	Feb 12, 09	1,394 09	2,752 64	-1,358 55		
TESSERA TECHNOLOGIES INC	FIFO	46 000	Nov 06, 07	May 01, 09	674 41	1,838 16	-1,163 75		
	VSP	34 000	Nov 06, 07	Mar 24, 09	432 33	1,358 64	-926 31		
	VSP	12 000	Nov 06, 07	Feb 23, 09	128 00	479 52	-351 52		
THERMO FISHER SCIENTIFIC INC	VSP	16 000	Nov 06, 07	Mar 27, 09	589 38	913 92	-324 54		
	VSP	13 000	Nov 06, 07	Mar 09, 09	421 84	742 56	-320 72		
	VSP	9 000	Nov 06, 07	Jan 09, 09	305 60	514 08	-208 48		
TNT N V SPON ADR	VSP	18 000	Nov 06, 07	May 19, 09	341 39	710 21	-368 82		
	VSP	2 000	Nov 06, 07	May 18, 09	36 71	78 91	-42 20		
	FIFO	0 725	Nov 06, 07	Apr 28, 09	12 41	28 61	-16 20		
TORONTO DOMINION BK NEW CANADA	FIFO	20 000	Nov 06, 07	Aug 18, 09	1,135 44	1,497 20	-361 76		
	VSP	5 000	Nov 06, 07	Aug 17, 09	280 94	374 30	-93 36		
	VSP	18 000	Nov 06, 07	Jun 09, 09	943 63	1,347 48	-403 85		

continued next page



Account name: DENMAN FOUNDATION  
 Account number: HS 19729 FB

Realized gains and losses (continued)

Long-term capital gains and losses (continued)

Security description	Method	Quantity or face value (\$)	Purchase date	Sale date	Sale amount (\$)	Purchase amount (\$)	Loss (\$)	Gain (\$)	Net gain or loss (\$)
<b>TOTAL S A FRANCE SPON</b>									
ADR	FIFO	38 000	Nov 06, 07	Oct 22, 09	2,420 75	3,022 90	-602 15		
	FIFO	13 000	Jul 17, 08	Oct 22, 09	828 15	970 20	-142 05		
	VSP	19 000	Nov 06, 07	Sep 14, 09	1,156 28	1,511 45	-355 17		
<b>TOYOTA MOTOR CORP NEW</b>									
JAPAN SPON ADR	FIFO	19 000	Nov 06, 07	May 20, 09	1,462 57	2,114 51	-651 94		
TULLOW OIL PLC SPON ADR	VSP	2 000	Mar 05, 08	Aug 20, 09	355 23	258 54		96 69	
	VSP	4 000	Mar 10, 08	Aug 18, 09	703 78	525 57		178 21	
	VSP	1 000	Jul 17, 08	Aug 18, 09	175 94	164 14		11 80	
VMWARE INC CL A	VSP	10 000	Sep 23, 08	Oct 09, 09	423 88	287 56		136 32	
	VSP	7 000	Sep 26, 08	Oct 09, 09	296 72	202 67		94 05	
	VSP	2 000	Sep 29, 08	Oct 09, 09	84 77	51 23		33 54	
	VSP	11 000	Sep 29, 08	Oct 12, 09	480 54	281 78		198 76	
	VSP	6 000	Oct 01, 08	Oct 09, 09	254 33	154 53		99 80	
	VSP	5 000	Sep 19, 08	Oct 08, 09	211 33	147 48		63 85	
	VSP	2 000	Sep 25, 08	Oct 08, 09	84 53	58 19		26 34	
	VSP	3 000	Sep 26, 08	Oct 08, 09	126 80	86 86		39 94	
<b>WMS INDUSTRIES INC</b>									
	VSP	7 000	Mar 25, 08	Oct 07, 09	320 47	277 35		43 12	
	VSP	15 000	Mar 28, 08	Oct 07, 09	686 71	533 14		153 57	
	VSP	12 000	Mar 25, 08	Apr 06, 09	320 59	475 46	-154 87		
<b>WOLSELEY PLC ADR</b>									
	FIFO	101 000	Nov 06, 07	Aug 20, 09	232 49	1,659 43	-1,426 94		
	FIFO	36 000	Jul 17, 08	Aug 20, 09	82 87	214 85	-131 98		
	FIFO	55 000	Aug 08, 08	Aug 20, 09	126 60	442 21	-315 61		
	VSP	23 000	Nov 06, 07	Aug 18, 09	52 40	377 89	-325 49		
<b>WYETH ***MERGER EFF</b>									
10/09***	FIFO	157 000	Nov 06, 07	Mar 20, 09	6,614 78	7,435 52	-820 74		
<b>ISHARES MSCI EMERGING</b>									
MARKETS INDEX FUND	FIFO	849 000	Nov 06, 07	May 29, 09	28,050 24	45,024 22	-16,973 98		
<b>ISHARES TRUST RUSSELL</b>									
2000 INDEX FUND	VSP	33 000	Nov 06, 07	Aug 19, 09	1,852 24	2,581 85	-729 61		

continued next page

Private Wealth Solutions

Account name: DENMAN FOUNDATION  
 Account number: HS 19729 FB

Your Financial Advisor:  
 BARNET FISHBEIN  
 713-654-0200/800-553-3119



Realized gains and losses (continued)  
**Long-term capital gains and losses (continued)**

Security description	Method	Quantity or face value (\$)	Purchase date	Sale date	Sale amount (\$)	Purchase amount (\$)	Loss (\$)	Gain (\$)	Net gain or loss (\$)
<b>ISHARES TRUST RUSSELL MIDCAP GROWTH INDEX FUND</b>									
VSP	VSP	181 000	Nov 06, 07	Aug 19, 09	7,149 31	10,516 10	-3,366 79		
<b>STANDARD&amp;POORS DEP RCPTS UNIT SER 1 (SPDR TR)</b>									
VSP	VSP	21 000	Nov 06, 07	Aug 20, 09	2,115 92	3,158 61	-1,042 69		
VSP	VSP	159 000	Nov 06, 07	Aug 19, 09	15,894 69	23,915 19	-8,020 50		
<b>FHLMC</b>									
05 125 % DUE 07/15/12	FIFO	6,000 000	Nov 06, 07	May 05, 09	6,603 72	6,169 32		434 40	
<b>FNMA NTS</b>									
05 000 % DUE 10/15/11	FIFO	3,000 000	Nov 06, 07	May 05, 09	3,250 86	3,064 35		186 51	
<b>UNITED STATES TREAS BOND</b>									
06 250 % DUE 05/15/30	FIFO	2,000 000	Nov 06, 07	Jun 30, 09	2,543 13	2,438 13		105 00	
DTD 11/15/99 FC 05/15/00	FIFO	2,000 000	Nov 06, 07	Mar 31, 09	2,779 69	2,438 13		341 56	
<b>US TSY BOND 6 2500%</b>									
DUE 08/15/23	FIFO	1,000 000	Nov 06, 07	Nov 09, 09	1,224 69	1,174 69		50 00	
DTD 08/15/93 FC 02/15/94	FIFO	2,000 000	Nov 06, 07	Jun 30, 09	2,443 13	2,349 38		93 75	
<b>US TSY INFL PROT NOTE</b>									
01 625 % DUE 01/15/18	FIFO	2,000 000	Jun 30, 08	Oct 27, 09	2,097 88	2,097 25		0 63	
<b>US TSY NOTE 04 750 %</b>									
DUE 01/31/12	FIFO	2,000 000	Nov 06, 07	May 05, 09	2,187 66	2,066 25		121 41	
DTD 01/31/07 FC 07/31/07	FIFO	2,000 000	Nov 06, 07	May 05, 09	2,187 66	2,066 25		121 41	
<b>Total</b>					<b>\$253,044.00</b>	<b>\$397,352.97</b>	<b>-\$144,823.72</b>	<b>\$5,514.75</b>	<b>-\$139,308.97</b>
<b>Net capital gains/losses:</b>									<b>-\$155,717.82</b>

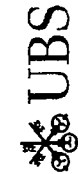


Account name: DENMAN FOUNDATION  
Account number: HS 19729 FB

Realized gains and losses (continued)  
**Gains and losses not calculated**

Security description	Method	Quantity or face value (\$)	Purchase date	Sale date	Sale amount (\$)	Purchase amount (\$)	Loss (\$)	Gain (\$)	Net gain or loss (\$)
NETAPP INC		24 000		Mar 20, 09	358 13	0 00			---This information was unavailable---
RISING GROEP NV		5 000	Nov 28, 09	Dec 18, 09	9 62	0 00			---This information was unavailable---
EXP 12/11/09									
<b>Total</b>					<b>\$367.75</b>				

An asterisk (\*) indicates that we have calculated the realized gain or loss based on an adjustment to the cost basis



Private Wealth Solutions  
 December 2009

Account name:  
 Account number

Denman Foundation  
 HS 19729 FB

Your Financial Advisor:  
 BARNET FISHBEIN  
 713-654-0200/800-553-3119

## Your assets

Some prices, income and current values shown may be approximate. As a result, gains and losses may not be accurately reflected. See *Important information about your statement* at the end of this document for more information.

### Cash

#### Cash and money balances

Holding	Opening balance on Dec 1 (\$)	Closing balance on Dec 31 (\$)	Price per share on Dec 31 (\$)	Average rate	Dividend/Interest period	Days in period
Cash	43 75	17 20				
RMA MONEY MKT PORTFOLIO	89,075 03	93,514 97	1 00	0 01%	Nov 23 to Dec 23	31
<b>Total</b>	<b>\$89,118.78</b>	<b>\$93,532.17</b>				

### Equities

#### Common stock

Holding	Trade date	Number of shares	Purchase price per share (\$)	Cost basis (\$)	Price per share on Dec 31 (\$)	Value on Dec 31 (\$)	Unrealized gain or loss (\$)	Holding period
ACE LTD								
Symbol ACE Exchange NYSE	Jul 31, 08	7 000	50 928	356 50	50 400	352 80	-3 70	LT
EAI \$89 Current yield 2.45%	Aug 1, 08	9 000	50 916	458 25	50 400	453 60	-4 65	LT
	Aug 4, 08	8 000	51 955	415 64	50 400	403 20	-12 44	LT
	Aug 5, 08	9 000	53 177	478 60	50 400	453 60	-25 00	LT
	Aug 6, 08	3 000	53 207	159 62	50 400	151 20	-8 42	LT
	Aug 7, 08	7 000	52 532	367 73	50 400	352 80	-14 93	LT
	Aug 8, 08	5 000	53 570	267 85	50 400	252 00	-15 85	LT
	Oct 23, 08	5 000	45 692	228 46	50 400	252 00	23 54	LT
	Oct 24, 08	5 000	47 296	236 48	50 400	252 00	15 52	LT
	Oct 27, 08	7 000	46 732	327 13	50 400	352 80	25 67	LT
	Oct 28, 08	5 000	45 145	225 73	50 400	252 00	26 27	LT
	Oct 29, 08	2 000	54 021	108 04	50 400	100 80	-7 24	LT
<b>Security total</b>		<b>72 000</b>		<b>3,630 03</b>		<b>3,628 80</b>	<b>-1 23</b>	
ACTIVISION BLIZZARD INC								
Symbol ATVI Exchange OTC	Jun 26, 09	87 000	12 733	1,107 85	11 110	966 57	-141 28	ST

continued next page

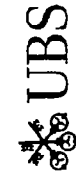


Account name: DENMAN FOUNDATION  
Account number: HS 19729 FB

Your assets • Equities • Common stock (continued)

Holding	Trade date	Number of shares	Purchase price per share (\$)	Cost basis (\$)	Price per share on Dec. 31 (\$)	Value on Dec. 31 (\$)	Unrealized gain or loss (\$)	Holding period
<b>ADVANCED SEMICONDUCTOR</b>								
Symbol								
ENGINEERING INC SPON ADR								
Symbol								
ASX Exchange NYSE								
EAI \$14 Current yield 1.01%								
Security total		312,000		1,104.07	4.430	1,382.16	278.09	ST
<b>AFLAC INC</b>								
Symbol								
AFL Exchange NYSE								
EAI \$142 Current yield 2.42%								
Security total		127,000		5,925.86	46.250	5,873.75	-52.11	LT
<b>AIR PROD &amp; CHEMICAL INC</b>								
Symbol								
APD Exchange NYSE								
EAI \$29 Current yield 2.24%								
Security total		16,000		1,005.51	81.060	1,296.96	291.45	ST
<b>ALLERGAN INC</b>								
Symbol								
AGN Exchange NYSE								
EAI \$17 Current yield 0.31%								
Security total		86,000		5,406.87	63.010	5,418.86	11.99	LT
<b>AMER ELECTRIC POWER CO</b>								
Symbol								
AEP Exchange NYSE								
EAI \$331 Current yield 4.71%								
Security total		202,000		9,441.77	34.790	7,027.58	-2,414.19	LT

continued next page



Private Wealth Solutions  
December 2009

Account name: DENMAN FOUNDATION  
Account number: HS 19729 FB

Your Financial Advisor:  
BARNET FISHBEIN  
713-654-0200/800-553-3119

Your assets • Equities • Common stock (continued)

Holding	Trade date	Number of shares	Purchase price per share (\$)	Cost basis (\$)	Price per share on Dec. 31 (\$)	Value on Dec. 31 (\$)	Unrealized gain or loss (\$)	Holding period
AMER TOWER CORP CL A Symbol AMT Exchange NYSE	Nov 6, 07	36 000	45 360	1 632 96	43 210	1,555 56	-77 40	LT
	Sep 16, 08	11 000	38 013	418 15	43 210	475 31	57 16	LT
	Mar 6, 09	12 000	26 929	323 16	43 210	518 52	195 36	ST
	May 21, 09	9 000	29 309	263 79	43 210	388 89	125 10	ST
	May 22, 09	5 000	29 155	145 78	43 210	216 05	70 27	ST
Security total		73 000		2,783 84		3,154 33	370 49	
AMGEN INC Symbol AMGN Exchange OTC	Sep 8, 08	9 000	59 681	537 13	56 570	509 13	-28 00	LT
	Sep 9, 08	18 000	60 385	1,086 94	56 570	1,018 26	-68 68	LT
	Sep 10, 08	9 000	62 064	558 58	56 570	509 13	-49 45	LT
	Sep 15, 08	4 000	62 355	249 42	56 570	226 28	-23 14	LT
	Oct 23, 08	5 000	54 584	272 92	56 570	282 85	9 93	LT
	Oct 24, 08	8 000	55 440	443 52	56 570	452 56	9 04	LT
	Oct 27, 08	5 000	56 338	281 69	56 570	282 85	1 16	LT
	Oct 28, 08	7 000	57 094	399 66	56 570	395 99	-3 67	LT
	Oct 29, 08	3 000	59 821	179 47	56 570	169 71	-9 76	LT
	Oct 30, 08	10 000	60 169	601 70	56 570	565 70	-36 00	LT
	Oct 31, 08	9 000	60 772	546 95	56 570	509 13	-37 82	LT
	Oct 27, 09	20 000	54 434	1,088 68	56 570	1,131 40	42 72	ST
Security total		107 000		6,246 66		6,052 99	-193 67	
AMPHENOL CORP NEW CL A Symbol APH Exchange NYSE EAI \$6 Current yield 0.13%	Nov 6, 07	42 000	43 700	1,835 40	46 180	1,939 56	104 16	LT
	Oct 16, 08	7 000	25 673	179 72	46 180	323 26	143 54	LT
	Oct 22, 08	10 000	25 498	254 98	46 180	461 80	206 82	LT
	Mar 9, 09	24 000	23 200	556 80	46 180	1,108 32	551 52	ST
	Jun 26, 09	10 000	31 812	318 13	46 180	461 80	143 67	ST
	Jul 2, 09	9 000	32 117	289 06	46 180	415 62	126 56	ST
Security total		102 000		3,434 09		4,710 36	1,276 27	
AOL INC Symbol AOL Exchange NYSE	Oct 16, 09	1 000	22 790	22 79	23 280	23 28	0 49*	ST

continued next page



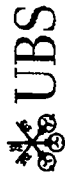
Account name: DENMAN FOUNDATION  
Account number: HS 19729 FB

Your assets • Equities • Common stock (continued)

Holding	Trade date	Number of shares	Purchase price per share (\$)	Cost basis (\$)	Price per share on Dec. 31 (\$)	Value on Dec. 31 (\$)	Unrealized gain or loss (\$)	Holding period
	Oct 19, 09	2 000	23 390	46 78	23 280	46 56	-0 22 *	ST
	Oct 20, 09	2 000	23 440	46 88	23 280	46 56	-0 32 *	ST
	Oct 21, 09	8 000	23 562	188 50	23 280	186 24	-2 26 *	ST
	Oct 22, 09	3 000	23 713	71 14	23 280	69 84	-1 30 *	ST
Security total		16 000		376 09		372 48	-3 61	
APPLE INC								
Symbol AAPL Exchange OTC	Nov 20, 08	18 000	84 157	1 514 83	210 732	3 793 17	2 278 34	LT
	Nov 21, 08	11 000	82 104	903 14	210 732	2 318 05	1 414 91	LT
	Dec 18, 08	14 000	89 729	1 256 21	210 732	2 950 25	1 694 04	LT
Security total		43 000		3,674 18		9,061 47	5,387 29	
ARCELORMITTAL SA NY REG								
Symbol MT Exchange NYSE	Dec 20, 07	31 000	71 668	2,221 72	45 750	1,418 25	-803 47	LT
EAI \$20 Current yield 1 37%	Mar 7, 08	1 000	75 533	75 53	45 750	45 75	-29 78	LT
Security total		32 000		2,297 25		1,464 00	-833 25	
ARTIO GLOBAL INVESTORS INC								
CLA								
Symbol ART Exchange NYSE	Sep 24, 09	45 000	27 542	1 239 43	25 490	1,147 05	-92 38	ST
	Sep 25, 09	20 000	26 795	535 92	25 490	509 80	-26 12	ST
	Sep 28, 09	15 000	25 963	389 46	25 490	382 35	-7 11	ST
	Oct 30, 09	16 000	23 614	377 84	25 490	407 84	30 00	ST
	Dec 28, 09	18 000	25 933	466 80	25 490	458 82	-7 98	ST
Security total		114 000		3,009 45		2,905 86	-103 59	
ASML HOLDING NV NY REG SHS NEW								
Symbol ASML Exchange OTC	Nov 21, 07	38 000	33 440	1,270 75	34 090	1,295 42	24 67	LT
EAI \$85 Current yield 1 64%	Mar 4, 08	11 000	23 289	256 19	34 090	374 99	118 80	LT
	Mar 5, 08	2 000	23 870	47 74	34 090	68 18	20 44	LT
	Mar 7, 08	1 000	23 786	23 79	34 090	34 09	10 30	LT
	Jul 3, 08	27 000	23 928	646 06	34 090	920 43	274 37	LT
	Mar 6, 09	73 000	14 421	1 052 77	34 090	2,488 57	1,435 80	ST
Security total		152 000		3,297 30		5,181 68	1,884 38	

continued next page

Private Wealth Solutions  
December 2009



Account name  
Account number:

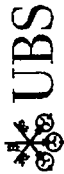
DENMAN FOUNDATION  
HS 19729 FB

Your Financial Advisor:  
BARNET FISHER  
713-654-0200/800-553-3119

Your assets • Equities • Common stock (continued)

Holding	Trade date	Number of shares	Purchase price per share (\$)	Cost basis (\$)	Price per share on Dec. 31 (\$)	Value on Dec. 31 (\$)	Unrealized gain or loss (\$)	Holding period
<b>ASSOCIATED BRITISH FOODS PLC</b>								
NEW ADR								
Symbol ASBFY Exchange OTC								
EAI \$54 Current yield 2.32%								
	Aug 18, 09	15 000	13 432	201 48	13 274	199 11	-2 37	ST
	Aug 20, 09	25 000	13 559	338 99	13 274	331 85	-7 14	ST
	Aug 21, 09	70 000	13 892	972 47	13 274	929 18	-43 29	ST
	Aug 24, 09	30 000	13 745	412 35	13 274	398 22	-14 13	ST
	Aug 25, 09	15 000	13 629	204 44	13 274	199 11	-5 33	ST
	Sep 15, 09	20 000	14 253	285 08	13 274	265 48	-19 60	ST
Security total		175 000		2,414.81		2,322.95	-91.86	
<b>AT&amp;T INC</b>								
Symbol T Exchange NYSE								
EAI \$512 Current yield 5.99%								
	Nov 6, 07	132 000	39 845	5,259.63	28 030	3,699.96	-1,559.67	LT
	Jan 23, 08	23 000	35 181	809 17	28 030	644 69	-164 48	LT
	Jul 17, 08	11 000	31 750	349 25	28 030	308 33	-40 92	LT
	Aug 7, 08	52 000	30 331	1,577.24	28 030	1,457.56	-119.68	LT
	Aug 8, 08	36 000	30 776	1 107.95	28 030	1,009.08	-98.87	LT
	Aug 11, 08	23 000	31 608	726.98	28 030	644.69	-82.29	LT
	Aug 12, 08	28 000	31 743	888.82	28 030	784.84	-103.98	LT
Security total		305 000		10,719.04		8,549.15	-2,169.89	
<b>ATMEL CORP</b>								
Symbol ATMEL Exchange OTC								
	Mar 25, 09	85 000	3 593	305.45	4 610	391.85	86.40	ST
	Mar 30, 09	23 000	3 594	82.66	4 610	106.03	23.37	ST
	Apr 1, 09	22 000	3 575	78.66	4 610	101.42	22.76	ST
	Apr 8, 09	131 000	3 628	475.35	4 610	603.91	128.56	ST
	May 21, 09	50 000	3 706	185.33	4 610	230.50	45.17	ST
	May 22, 09	63 000	3 671	231.33	4 610	290.43	59.10	ST
	Jun 26, 09	92 000	3 683	338.88	4 610	424.12	85.24	ST
	Aug 28, 09	68 000	4 201	285.72	4 610	313.48	27.76	ST
	Sep 14, 09	84 000	4 292	360.58	4 610	387.24	26.66	ST
	Dec 7, 09	45 000	4 191	188.61	4 610	207.45	18.84	ST
	Dec 11, 09	115 000	4 173	480.00	4 610	530.15	50.15	ST

continued next page



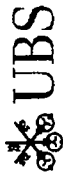
Account name: DENMAN FOUNDATION  
 Account number: HS 19729 FB

Your assets • Equities • Common stock (continued)

Holding	Trade date	Number of shares	Purchase price per share (\$)	Cost basis (\$)	Price per share on Dec. 31 (\$)	Value on Dec. 31 (\$)	Unrealized gain or loss (\$)	Holding period
Security total	Dec 14, 09	54 000	4 175	225 48	4 610	248 94	23 46	ST
Security total		832 000		3,238 05		3,835 52	597 47	
AUTODESK INC								
Symbol ADSK Exchange OTC								
	Oct 8, 09	70 000	23 852	1,669 68	25 410	1,778 70	109 02	ST
	Oct 9, 09	40 000	24 179	967 17	25 410	1,016 40	49 23	ST
	Oct 12, 09	30 000	25 041	751 25	25 410	762 30	11 05	ST
	Oct 13, 09	30 000	25 046	751 39	25 410	762 30	10 91	ST
	Oct 14, 09	55 000	25 076	1,379 19	25 410	1,397 55	18 36	ST
Security total		225 000		5,518 68		5,717 25	198 57	
AVON PRODUCTS INC								
Symbol AVP Exchange NYSE								
EAI \$117 Current yield 2.67%								
	May 21, 09	57 000	24 441	1,393 18	31 500	1,795 50	402 32	ST
	May 22, 09	31 000	25 717	797 24	31 500	976 50	179 26	ST
	May 26, 09	34 000	26 309	894 54	31 500	1,071 00	176 46	ST
	May 27, 09	17 000	26 454	449 73	31 500	535 50	85 77	ST
Security total		139 000		3,534 69		4,378 50	843 81	
BAKER HUGHES INC								
Symbol BHI Exchange NYSE								
EAI \$92 Current yield 1.48%								
	Mar 18, 08	7 000	68 964	482 75	40 480	283 36	-199 39	LT
	Mar 19, 08	21 000	68 291	1,434 11	40 480	850 08	-584 03	LT
	Mar 20, 08	8 000	65 677	525 42	40 480	323 84	-201 58	LT
	Mar 24, 08	11 000	66 314	729 46	40 480	445 28	-284 18	LT
	Mar 25, 08	5 000	66 876	334 38	40 480	202 40	-131 98	LT
	Mar 26, 08	4 000	68 990	275 96	40 480	161 92	-114 04	LT
	Jul 17, 08	7 000	78 197	547 39	40 480	283 36	-264 03	LT
	Nov 6, 08	46 000	32 399	1,490 39	40 480	1,862 08	371 69	LT
	Nov 7, 08	11 000	34 012	374 14	40 480	445 28	71 14	LT
	Nov 10, 08	11 000	33 100	364 10	40 480	445 28	81 18	LT
	Oct 16, 09	10 000	47 158	471 58	40 480	404 80	-66 78	ST
	Oct 19, 09	13 000	47 050	611 66	40 480	526 24	-85 42	ST
Security total		154 000		7 641 34		6 233 92	-1,407 42	

continued next page

Private Wealth Solutions  
December 2009



Account name:  
DENMAN FOUNDATION  
HS 19729 FB

Account number:  
HS 19729 FB

Your Financial Advisor:  
BARNETT FISHER  
713-654-0200/800-553-3119

Your assets • Equities • Common stock (continued)

Holding	Trade date	Number of shares	Purchase price per share (\$)	Cost basis (\$)	Price per share on Dec. 31 (\$)	Value on Dec. 31 (\$)	Unrealized gain or loss (\$)	Holding period
<b>BANCO BILBAO VIZCAYA</b>								
Symbol ARGENTARIA S A SPON ADR								
Symbol BBVA Exchange NYSE								
†AI \$66 Current yield 2.22%								
	Sep 3, 09	35 000	17 139	599 90	18 040	631 40	31 50	ST
	Sep 4, 09	25 000	17 146	428 67	18 040	451 00	22 33	ST
	Sep 8, 09	70 000	17 935	1,255 46	18 040	1,262 80	7 34	ST
	Sep 9, 09	35 000	18 042	631 50	18 040	631 40	-0 10	ST
Security total		165 000		2,915 53		2,976 60	61 07	
<b>BANK OF NEW YORK MELLON CORP</b>								
Symbol BK Exchange NYSE								
†AI \$63 Current yield 1.29%								
	Nov 6, 07	106 000	47 682	5 054 39	27 970	2,964 82	-2,089 57	LT
	Sep 30, 08	23 000	30 522	702 01	27 970	643 31	-58 70	LT
	Oct 1, 08	11 000	32 415	356 57	27 970	307 67	-48 90	LT
	Oct 2, 08	20 000	31 751	635 04	27 970	559 40	-75 64	LT
	Oct 3, 08	14 000	31 576	442 07	27 970	391 58	-50 49	LT
Security total		174 000		7,190 08		4,866 78	-2,323 30	
<b>BANK OF EAST ASIA LTD</b>								
Symbol SPONS ADR HONG KONG								
Symbol BKEAY Exchange OTC								
†AI \$1 Current yield 0.10%								
	Apr 8, 09	60 000	2 320	139 21	3 979	238 74	99 53	ST
	Apr 14, 09	65 000	2 531	164 55	3 979	258 63	94 08	ST
	Apr 16, 09	87 000	2 534	220 48	3 979	346 17	125 69	ST
	May 12, 09	46 000	3 087	142 01	3 979	183 03	41 02	ST
Security total		258 000		666 25		1,026 58	360 32	
<b>BANK OF AMER CORP</b>								
Symbol BAC Exchange NYSE								
†AI \$22 Current yield 0.27%								
	Aug 13, 09	100 000	16 748	1,674 88	15 060	1,506 00	-168 88	ST
	Aug 14, 09	90 000	16 860	1,517 46	15 060	1,355 40	-162 06	ST
	Aug 17, 09	135 000	16 623	2,244 12	15 060	2,033 10	-211 02	ST
	Aug 18, 09	22 000	16 922	372 29	15 060	331 32	-40 97	ST
	Oct 8, 09	55 000	17 403	957 20	15 060	828 30	-128 90	ST
	Oct 9, 09	149 000	17 441	2,598 74	15 060	2,243 94	-354 80	ST
Security total		551 000		9 364 69		8,298 06	-1,066 63	

continued next page

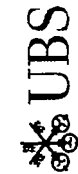


Account name: DENMAN FOUNDATION  
Account number: HS 19729 FB

Your assets • Equities • Common stock (continued)

Holding	Trade date	Number of shares	Purchase price per share (\$)	Cost basis (\$)	Price per share on Dec. 31 (\$)	Value on Dec. 31 (\$)	Unrealized gain or loss (\$)	Holding period
<b>BARCLAYS PLC ADR</b>								
Symbol BCS Exchange NYSE								
EAI \$10 Current yield 0.38%								
Security total		148,000	3,503.27	2,604.80	2,604.80	-898.47		ST
<b>BARD C R INC</b>								
Symbol BCR Exchange NYSE								
EAI \$36 Current yield 0.87%								
Security total		9,000	740.25	701.10	77,900	-39.15		LT
	Nov 6, 07	4,000	79,781	311.60	77,900	-7.53		LT
	Oct 17, 08	3,000	80,034	720.31	77,900	-19.21		LT
	Dec 19, 08	3,000	80,306	240.92	77,900	-7.22		LT
	Dec 22, 08	6,000	72,028	432.17	77,900	35.23		ST
	Mar 6, 09	5,000	79,063	395.32	77,900	-5.82		ST
	Apr 20, 09	5,000	71,834	359.17	77,900	30.33		ST
	Apr 23, 09	2,000	71,177	142.35	77,900	13.45		ST
	Apr 24, 09	5,000	80,861	404.31	389.50	-14.81		ST
	Nov 13, 09	5,000	82,067	410.34	389.50	-20.84		ST
	Nov 25, 09	53,000	4,164.27	4,128.70	4,128.70	-35.57		ST
Security total		18,000	882.59	1,451.12	80,618	568.53		ST
<b>BAYER A G SPON ADR</b>								
Symbol BAYRY Exchange OTC								
EAI \$58 Current yield 1.71%								
Security total		5,000	49,338	403.09	80,618	156.40		ST
	Apr 8, 09	7,000	50,784	564.32	80,618	208.83		ST
	Apr 9, 09	7,000	49,776	348.44	80,618	215.88		ST
	Apr 23, 09	5,000	59,974	299.87	80,618	103.22		ST
	May 15, 09	42,000	2,133.08	3,385.95	3,385.95	1,252.86		ST
	Aug 18, 09	47,000	28,464	884.07	18,810	-453.74		LT
Security total		28,000	14,466	526.68	18,810	121.61		LT
<b>BIOMARIN PHARMACEUTICAL INC</b>								
Symbol BMRN Exchange OTC								
Security total		19,000	15,816	357.39	18,810	56.88		ST
	Nov 4, 09	94,000	2,043.39	1,768.14	1,768.14	-275.25		ST

continued next page



Private Wealth Solutions  
December 2009

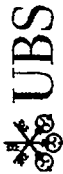
Account name.  
Account number

DENMAN FOUNDATION  
HS 19729 FB

Your Financial Advisor:  
BARNET FISHBEIN  
713-654-0200/800-553-3119

Your assets • Equities • Common stock (continued)

Holding	Trade date	Number of shares	Purchase price per share (\$)	Cost basis (\$)	Price per share on Dec. 31 (\$)	Value on Dec. 31 (\$)	Unrealized gain or loss (\$)	Holding period
BNP PARIBAS SA ADR Symbol BNPQY Exchange OTC EAI \$47 Current yield 1.30%	Apr 11, 08 Apr 14, 08 Jul 17, 08 Jul 21, 08 Dec 16, 08 Dec 17, 08	23 000 3 000 7 000 14 000 5 000 16 000	53 150 52 428 47 515 49 905 29 240 26 440	1,222.47 157.29 332.61 698.68 146.20 423.05	40 101 40 101 40 101 40 101 40 101 40 101	922.32 120.30 280.71 561.41 200.51 641.62	-300.15 -36.99 -51.90 -137.27 54.31 218.57	LT LT LT LT LT LT
BROADCOM CORP CL A Symbol BRM Exchange OTC	Jan 14, 09 Jan 20, 09 Jan 21, 09	5 000 3 000 14 000	20 869 15 500 16 126	104.35 46.50 225.77	40 101 40 101 40 101	200.51 120.30 561.41	96.16 73.80 335.64	ST ST ST
Security total		90 000		3,356.92		3,609.09	252.17	
BUCCOMM CORP CL A Symbol BRM Exchange OTC	Feb 5, 09 Feb 6, 09 Feb 9, 09 Feb 10, 09 Jul 8, 09	25 000 53 000 24 000 46 000 25 000	17 329 17 827 18 103 17 747 23 277	433.23 944.84 434.48 816.38 581.94	31 470 31 470 31 470 31 470 31 470	786.75 1,667.91 755.28 1,447.62 786.75	353.52 723.07 320.80 631.24 204.81	ST ST ST ST ST
Security total		173 000		3,210.87		5,444.31	2,233.44	
BUCCOMM INTL INC NEW Symbol BUCY Exchange OTC EAI \$6 Current yield 0.17%	Jun 1, 09 Oct 29, 09 Dec 22, 09	38 000 15 000 8 000	30 663 47 301 58 242	1,165.19 709.52 465.94	56 370 56 370 56 370	2,142.06 845.55 450.96	976.87 136.03 -14.98	ST ST ST
Security total		61 000		2,340.65		3,438.57	1,097.92	
BURLINGTON NTHN SANTA FE CORP Symbol BNI Exchange NYSE EAI \$80 Current yield 1.62%	Nov 6, 07 Jan 23, 08	38 000 12 000	86 174 78 298	3,274.64 939.58	98 620 98 620	3,747.56 1,183.44	472.92 243.86	LT LT
Security total		50 000		4,214.22		4,931.00	716.78	
CANON INC ADR JAPAN SPON ADR Symbol CAJ Exchange NYSE EAI \$48 Current yield 2.52%	Nov 6, 07	28 000	51 068	1,429.92	42 320	1,184.96	-244.96	LT



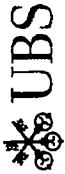
Account name: DENMAN FOUNDATION  
Account number: HS 19729 FB

Your assets • Equities • Common stock (continued)

Holding	Trade date	Number of shares	Purchase price per share (\$)	Cost basis (\$)	Price per share on Dec. 31 (\$)	Value on Dec. 31 (\$)	Unrealized gain or loss (\$)	Holding period
	Mar 7, 08	2 000	43 627	87 26	42 320	84 64	-2 62	LT
	Jul 17, 08	15 000	47 729	715 95	42 320	634 80	-81 15	LT
Security total		45 000		2,233 13		1,904 40	-328 73	
CAPITALLAND LTD SPON ADR								
Symbol CLLDY Exchange OTC								
EAI \$14 Current yield 1.06%								
CARNIVAL CORP NEW (PAIRFD								
STOCK)								
	Feb 12, 09	221 000	3 577	790 72	5 983	1,322 24	531 52	ST
	Nov 6, 07	179 000	45 313	8 111 11	31 690	5,672 51	-2,438 60	LT
	Jan 23, 08	18 000	40 747	733 45	31 690	570 42	-163 03	LT
	Jul 17, 08	9 000	34 331	308 98	31 690	285 21	-23 77	LT
Security total		206 000		9,153 54		6,528 14	-2,625 40	
CARREFOUR SA ADR								
Symbol CRERY Exchange OTC								
EAI \$38 Current yield 2.33%								
CENOVUS ENERGY INC								
Symbol CVE Exchange NYSE								
EAI \$9 Current yield 0.83%								
	Nov 9, 09	169 000	9 533	1,611 14	9 630	1,627 47	16 33	ST
	Dec 10, 08	26 000	22 635	588 51	25 200	655 20	66 69*	LT
	Jan 15, 09	11 000	21 570	237 28	25 200	277 20	39 92*	ST
	May 15, 09	6 000	24 301	145 81	25 200	151 20	5 39*	ST
Security total		43 000		971 60		1,083 60	112 00	
CENTIL EUROPEAN DISTR CORP								
Symbol CEDC Exchange OTC								
	Jun 26, 08	13 000	68 000	884 00	28 410	369 33	-514 67	LT
	Sep 19, 08	9 000	47 757	429 82	28 410	255 69	-174 13	LT
	Sep 22, 08	4 000	44 679	178 72	28 410	113 64	-65 08	LT
	Nov 7, 08	18 000	28 717	516 91	28 410	511 38	-5 53	LT
	Nov 10, 08	9 000	30 944	278 50	28 410	255 69	-22 81	LT
	May 1, 09	7 000	23 969	167 78	28 410	198 87	31 09	ST
	May 5, 09	9 000	23 999	216 00	28 410	255 69	39 69	ST
	May 7, 09	25 000	21 734	543 35	28 410	710 25	166 90	ST
	Jul 21, 09	16 000	27 376	438 02	28 410	454 56	16 54	ST
	Nov 19, 09	22 000	30 622	673 70	28 410	625 02	-48 68	ST
Security total		132 000		4,326 80		3,750 12	-576 68	

continued next page

Private Wealth Solutions  
December 2009



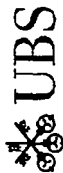
Account name  
DENMAN FOUNDATION  
HS 19729 FB

Your Financial Advisor:  
BARNET FISHBEIN  
713-654-0200/800-553-3119

Your assets • Equities • Common stock (continued)

Holding	Trade date	Number of shares	Purchase price per share (\$)	Cost basis (\$)	Price per share on Dec. 31 (\$)	Value on Dec. 31 (\$)	Unrealized gain or loss (\$)	Holding period
<b>CHEVRON CORP</b>								
Symbol CVX Exchange NYSE								
EAI \$294 Current yield 3.54%								
	Nov 6, 07	80 000	90 230	7,218 40	76 990	6,159 20	-1,059 20	LT
	May 29, 09	7 000	66 390	464 73	76 990	538 93	74 20	ST
	Jun 1, 09	16 000	68 833	1,101 33	76 990	1,231 84	130 51	ST
	Jun 2, 09	5 000	69 343	346 72	76 990	384 95	38 23	ST
Security total		108 000		9,131 18		8,314 92	-816 26	
<b>CHINA CONSTR BK CORP ADR</b>								
Symbol CICHY Exchange OTC								
EAI \$19 Current yield 1.23%								
	Oct 20, 09	36 000	44 595	1,605 42	43 010	1,548 36	-57 06	ST
<b>CME GROUP INC</b>								
Symbol CME Exchange OTC								
EAI \$18 Current yield 1.34%								
	Nov 6, 07	2 000	649 970	1,299 94	335 960	671 92	-628 02	LT
	Dec 26, 08	2 000	183 225	366 45	335 960	671 92	305 47	LT
Security total		4 000		1,666 39		1,343 84	-322 55	
<b>COGNIZANT TECH SOLUTIONS CRP</b>								
Symbol CTSH Exchange OTC								
	Nov 6, 07	31 000	32 309	1,001 61	45 330	1,405 23	403 62	LT
	Jan 25, 08	29 000	26 876	779 41	45 330	1,314 57	535 16	LT
	Mar 14, 08	16 000	27 615	441 84	45 330	725 28	283 44	LT
	Apr 16, 08	15 000	29 613	444 20	45 330	679 95	235 75	LT
	Apr 15, 09	41 000	22 113	906 64	45 330	1,858 53	951 89	ST
Security total		132 000		3,573 70		5,983 56	2,409 86	
<b>COMCAST CORP NEW CL A</b>								
Symbol CMCSA Exchange OTC								
FAI \$205 Current yield 2.24%								
	Nov 6, 07	261 000	20 549	5,363 52	16 860	4,400 46	-963 06	LT
	Jan 11, 08	17 000	17 126	291 15	16 860	286 62	-4 53	LT
	Jan 14, 08	27 000	17 544	473 69	16 860	455 22	-18 47	LT
	Jan 15, 08	35 000	17 630	617 07	16 860	590 10	-26 97	LT
	Jan 23, 08	54 000	16 551	893 76	16 860	910 44	16 68	LT
	Jan 23, 08	38 000	16 729	635 72	16 860	640 68	4 96	LT
	Jan 24, 08	48 000	17 317	831 24	16 860	809 28	-21 96	LT
	Jan 25, 08	26 000	17 274	449 12	16 860	438 36	-10 76	LT
	Jan 28, 08	18 000	17 455	314 20	16 860	303 48	-10 72	LT

continued next page



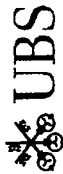
Account name: DENMAN FOUNDATION  
Account number: HS 19729 FB

Your assets › Equities › Common stock (continued)

Holding	Trade date	Number of shares	Purchase price per share (\$)	Cost basis (\$)	Price per share on Dec 31 (\$)	Value on Dec 31 (\$)	Unrealized gain or loss (\$)	Holding period
Security total	Jul 17, 08	19 000	19 897	378 05	16 860	320 34	-57 71	LT
CONCUR TECHNOLOGIES INC		543 000		10,247 52		9,154 98	-1,092 54	
Symbol CNQR Exchange OTC								
	Feb 6, 09	18 000	23 116	416 09	42 750	769 50	353 41	ST
	Feb 27, 09	13 000	21 049	273 64	42 750	555 75	282 11	ST
	Mar 24, 09	16 000	20 023	320 37	42 750	684 00	363 63	ST
	Oct 28, 09	10 000	37 204	372 05	42 750	427 50	55 45	ST
	Nov 25, 09	9 000	38 038	342 35	42 750	384 75	42 40	ST
	Dec 7, 09	8 000	37 958	303 67	42 750	342 00	38 33	ST
Security total		74 000		2,028 17		3,163 50	1,135 33	
CONTINENTAL RESOURCES INC								
(OKLA)								
Symbol CLR Exchange NYSE								
	Sep 25, 08	28 000	45 174	1,264 90	42 890	1,200 92	-63 98	LT
	Oct 3, 08	22 000	29 233	643 13	42 890	943 58	300 45	LT
	Oct 9, 08	12 000	24 792	297 51	42 890	514 68	217 17	LT
	Mar 23, 09	19 000	25 608	486 56	42 890	814 91	328 35	ST
	Mar 27, 09	13 000	22 628	294 17	42 890	557 57	263 40	ST
	Apr 6, 09	10 000	23 707	237 07	42 890	428 90	191 83	ST
	Nov 23, 09	12 000	37 875	454 50	42 890	514 68	60 18	ST
Security total		116 000		3 677 84		4,975 24	1,297 40	
COVIDIEN PLC								
Symbol COV Exchange NYSE								
EAI \$182 Current yield 1 50%								
	Mar 26, 08	3 000	43 440	130 32	47 890	143 67	13 35	LT
	Mar 27, 08	3 000	44 180	132 54	47 890	143 67	11 13	LT
	Mar 28, 08	4 000	43 989	175 96	47 890	191 56	15 60	LT
	Mar 31, 08	4 000	44 259	177 04	47 890	191 56	14 52	LT
	Apr 1, 08	3 000	44 533	133 60	47 890	143 67	10 07	LT
	Apr 3, 08	3 000	45 017	135 05	47 890	143 67	8 62	LT
	Apr 4, 08	3 000	45 631	136 89	47 890	143 67	6 78	LT
	Apr 7, 08	2 000	45 477	90 96	47 890	95 78	4 82	LT
	Apr 8, 08	2 000	45 760	91 52	47 890	95 78	4 26	LT
	Apr 9, 08	6 000	45 523	273 14	47 890	287 34	14 20	LT
	Apr 10, 08	1 000	45 940	45 94	47 890	47 89	1 95	LT

continued next page

Private Wealth Solutions  
December 2009



Account name:  
Account number:

DENMAN FOUNDATION  
HS 19729 FB

Your Financial Advisor:  
BARNET FISHBEIN  
713-654-0200/800-553-3119

Your assets • Equities • Common stock (continued)

Holding	Trade date	Number of shares	Purchase price per share (\$)	Cost basis (\$)	Price per share on Dec. 31 (\$)	Value on Dec. 31 (\$)	Unrealized gain or loss (\$)	Holding period
	Apr 11, 08	5 000	45 097	225 49	47 890	239 45	13 96	LT
	Apr 14, 08	6 000	44 916	269 50	47 890	287 34	17 84	LT
	Apr 15, 08	3 000	44 168	132 50	47 890	143 67	11 17	LT
	Apr 16, 08	1 000	45 058	45 06	47 890	47 89	2 83	LT
	Apr 17, 08	1 000	45 105	45 11	47 890	47 89	2 78	LT
	Apr 23, 08	2 000	47 265	94 53	47 890	95 78	1 25	LT
	Apr 24, 08	9 000	47 290	425 61	47 890	431 01	5 40	LT
	Apr 25, 08	2 000	46 494	92 99	47 890	95 78	2 79	LT
	Apr 28, 08	3 000	46 992	140 98	47 890	143 67	2 69	LT
	Apr 29, 08	3 000	47 191	141 58	47 890	143 67	2 09	LT
	Apr 30, 08	4 000	46 920	187 68	47 890	191 56	3 88	LT
	May 1, 08	5 000	46 873	234 37	47 890	239 45	5 08	LT
	May 2, 08	7 000	47 419	331 94	47 890	335 23	3 29	LT
	May 5, 08	10 000	47 287	472 87	47 890	478 90	6 03	LT
	Jul 17, 08	8 000	48 055	384 45	47 890	383 12	-1 33	LT
	Aug 7, 08	11 000	51 912	571 04	47 890	526 79	-44 25	LT
	Aug 8, 08	9 000	53 439	480 96	47 890	431 01	-49 95	LT
	Dec 23, 08	13 000	35 641	463 33	47 890	622 57	159 24	LT
	Feb 5, 09	6 000	39 460	236 76	47 890	287 34	50 58	ST
	Feb 6, 09	8 000	39 714	317 71	47 890	383 12	65 41	ST
	Feb 9, 09	9 000	39 282	353 54	47 890	431 01	77 47	ST
	Feb 10, 09	9 000	38 262	344 36	47 890	431 01	86 65	ST
	May 12, 09	7 000	34 571	242 00	47 890	335 23	93 23	ST
	May 13, 09	6 000	35 199	211 20	47 890	287 34	76 14	ST
	May 14, 09	7 000	35 897	251 28	47 890	335 23	83 95	ST
	May 15, 09	4 000	36 342	145 37	47 890	191 56	46 19	ST
	May 18, 09	2 000	35 332	70 67	47 890	95 78	25 11	ST
	May 19, 09	2 000	35 457	70 92	47 890	95 78	24 86	ST
	May 20, 09	2 000	35 849	71 70	47 890	95 78	24 08	ST
	May 21, 09	1 000	35 176	35 18	47 890	47 89	12 71	ST
	May 22, 09	1 000	35 289	35 29	47 890	47 89	12 60	ST

continued next page



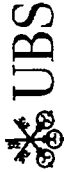
Account name: DENMAN FOUNDATION  
Account number: HS 19729 FB

Your assets • Equities • Common stock (continued)

Holding	Trade date	Number of shares	Purchase price per share (\$)	Cost basis (\$)	Price per share on Dec. 31 (\$)	Value on Dec. 31 (\$)	Unrealized gain or loss (\$)	Holding period
	May 26, 09	1 000	34 852	34 85	47 890	47 89	13 04	ST
	May 27, 09	2 000	34 451	68 90	47 890	95 78	26 88	ST
	May 28, 09	1 000	34 110	34 11	47 890	47 89	13 78	ST
	May 29, 09	1 000	35 517	35 52	47 890	47 89	12 37	ST
	Jun 3, 09	3 000	36 243	108 73	47 890	143 67	34 94	ST
	Jun 4, 09	10 000	35 531	355 32	47 890	478 90	123 58	ST
	Oct 8, 09	10 000	43 098	430 99	47 890	478 90	47 91	ST
	Oct 9, 09	22 000	43 153	949 37	47 890	1,053 58	104 21	ST
		3 000	-- This information was unavailable--		47 890	143 67		
Security total		253 000		10,666 72		12,116 17	1,305 78	
CREDIT SUISSE GROUP SPON ADR								
Symbol	CS Exchange	NYSE						
EAI	\$3 Current yield	0 12%						
	Nov 6, 07	23 000	61 990	1,425 77	49 160	1,130 68	-295 09	LT
	Jul 17, 08	9 000	43 506	391 56	49 160	442 44	50 88	LT
	Apr 6, 09	18 000	30 925	556 66	49 160	884 88	328 22	ST
Security total		50 000		2,373 99		2,458 00	84 01	
CRH PLC IRELAND SPON ADR								
Symbol	CRH Exchange	NYSE						
EAI	\$62 Current yield	3 39%						
	Dec 21, 07	17 000	34 620	588 54	27 330	464 61	-123 93	LT
	Dec 27, 07	7 000	35 219	246 53	27 330	191 31	-55 22	LT
	Dec 28, 07	3 000	35 337	106 01	27 330	81 99	-24 02	LT
	Jul 17, 08	10 000	25 747	257 47	27 330	273 30	15 83	LT
	Aug 18, 09	30 000	25 686	770 60	27 330	819 90	49 30	ST
Security total		67 000		1,969 15		1,831 11	-138 04	
DAIMLER AG ORD								
Symbol	DAI Exchange	NYSE						
EAI	\$35 Current yield	1 49%						
	Nov 6, 07	9 000	108 100	972 90	53 300	479 70	-493 20	LT
	Mar 4, 08	19 000	82 892	1,574 96	53 300	1,012 70	-562 26	LT
	Mar 5, 08	7 000	83 603	585 23	53 300	373 10	-212 13	LT
	Jul 17, 08	9 000	63 367	570 31	53 300	479 70	-90 61	LT
Security total		44 000		3,703 40		2,345 20	-1,358 20	
DAVITA INC								
Symbol	DVA Exchange	NYSE						
	Nov 6, 07	39 000	57 770	2,253 03	58 740	2,290 86	37 83	LT

continued next page

Private Wealth Solutions  
December 2009



Account name  
DENMAN FOUNDATION  
Account number  
HS 19729 FB

Your Financial Advisor:  
BARNET FISHBEIN  
713-654-0200/800-553-3119

Your assets • Equities • Common stock (continued)

Holding	Trade date	Number of shares	Purchase price per share (\$)	Cost basis (\$)	Price per share on Dec 31 (\$)	Value on Dec 31 (\$)	Unrealized gain or loss (\$)	Holding period
	Feb 14, 08	3 000	50 535	151 61	58 740	176 22	24 61	LT
	Feb 15, 08	2 000	50 927	101 86	58 740	117 48	15 62	LT
	Jan 9, 09	4 000	47 259	189 04	58 740	234 96	45 92	ST
	Nov 13, 09	6 000	58 292	349 75	58 740	352 44	2 69	ST
	Dec 8, 09	5 000	58 145	290 73	58 740	293 70	2 97	ST
	Dec 14, 09	3 000	60 073	180 22	58 740	176 22	-4 00	ST
Security total		62 000		3,516 24		3,641 88	125 64	
<b>DBS GROUP HLDGS LTD SPON ADR</b>								
Symbol DBSDY Exchange OTC								
EAI \$78 Current yield 3 56%	Apr 16, 09	50 000	24 998	1,249 95	43 876	2,193 80	943 85	ST
<b>DELHAIZE GROUP SPON ADR</b>								
Symbol DEG Exchange NYSE								
EAI \$47 Current yield 2 04%	Nov 9, 09	10 000	75 912	759 13	76 720	767 20	8 07	ST
	Nov 10, 09	5 000	75 826	379 13	76 720	383 60	4 47	ST
	Nov 11, 09	5 000	75 941	379 71	76 720	383 60	3 89	ST
	Nov 12, 09	10 000	76 062	760 62	76 720	767 20	6 58	ST
Security total		30 000		2,278 59		2,301 60	23 01	
<b>DICK'S SPORTING GOODS INC</b>								
Symbol DKS Exchange NYSE								
	Jul 13, 09	62 000	17 284	1 071 66	24 870	1,541 94	470 28	ST
	Dec 11, 09	16 000	22 935	366 97	24 870	397 92	30 95	ST
Security total		78 000		1,438 63		1,939 86	501 23	
<b>DIGITAL REALTY TRUST INC REIT</b>								
Symbol DLR Exchange NYSE								
EAI \$67 Current yield 3 60%	Oct 17, 08	2 000	35 604	71 21	50 280	100 56	29 35	LT
	Oct 24, 08	13 000	29 503	383 55	50 280	653 64	270 09	LT
	Nov 5, 08	17 000	33 221	564 77	50 280	854 76	289 99	LT
	Nov 6, 08	5 000	32 412	162 06	50 280	251 40	89 34	LT
Security total		37 000		1,181 59		1,860 36	678 77	
<b>E ON AG SPON ADR</b>								
Symbol EONGY Exchange OTC								
EAI \$133 Current yield 3 54%	May 2, 08	11 000	65 536	720 90	41 765	459 42	-261 48	LT
	May 5, 08	5 000	65 734	328 67	41 765	208 83	-119 84	LT
	Jun 11, 08	2 000	68 573	137 15	41 765	83 53	-53 62	LT

continued next page

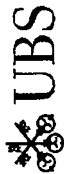


Account name: DENMAN FOUNDATION  
Account number: HS 19729 FB

Your assets • Equities • Common stock (continued)

Holding	Trade date	Number of shares	Purchase price per share (\$)	Cost basis (\$)	Price per share on Dec 31 (\$)	Value on Dec 31 (\$)	Unrealized gain or loss (\$)	Holding period
	Jun 13, 08	1 000	66 050	66 05	41 765	41 77	-24 28	LT
	Jul 17, 08	4 000	63 871	255 49	41 765	167 06	-88 43	LT
	Nov 26, 08	60 000	34 158	2 049 54	41 765	2 505 90	456 36	LT
	Jun 9, 09	7 000	34 867	244 08	41 765	292 36	48 28	ST
Security total		90 000		3 801 88		3 758 85	-43 01	
<b>ECOLAB INC</b>								
Symbol ECL Exchange NYSE								
EAI \$42 Current yield 1 41%	Nov 13, 08	67 000	32 042	2 146 83	44 580	2 986 86	840 03	LT
<b>ENCANA CORP</b>								
Symbol ECA Exchange NYSE								
EAI \$34 Current yield 2 44%	Dec 10, 08	26 000	24 035	624 91	32 390	842 14	217 23*	LT
	Jan 15, 09	11 000	22 905	251 96	32 390	356 29	104 33*	ST
	May 15, 09	6 000	25 805	154 83	32 390	194 34	39 51*	ST
Security total		43 000		1 031 70		1 392 77	361 07	
<b>ENERGYSOLUTIONS INC DEP SHS</b>								
Symbol ES Exchange NYSE								
EAI \$29 Current yield 1 16%	Jul 25, 08	96 000	19 130	1 836 54	8 490	815 04	-1 021 50	LT
	Sep 9, 08	28 000	14 261	399 32	8 490	237 72	-161 60	LT
	Mar 9, 09	61 000	6 717	409 74	8 490	517 89	108 15	ST
	May 7, 09	54 000	8 479	457 88	8 490	458 46	0 58	ST
	Jul 20, 09	19 000	8 557	162 60	8 490	161 31	-1 29	ST
	Aug 12, 09	5 000	8 975	44 88	8 490	42 45	-2 43	ST
	Aug 14, 09	31 000	8 960	277 78	8 490	263 19	-14 59	ST
Security total		294 000		3 588 74		2 496 06	-1 092 68	
<b>EOG RESOURCES INC</b>								
Symbol EOG Exchange NYSE								
EAI \$31 Current yield 0 60%	Nov 6, 07	22 000	88 320	1 943 04	97 300	2 140 60	197 56	LT
	Dec 4, 07	1 000	82 854	82 85	97 300	97 30	14 45	LT
	Dec 7, 07	1 000	87 275	87 28	97 300	97 30	10 02	LT
	Jan 23, 08	10 000	79 851	798 52	97 300	973 00	174 48	LT
	Jul 17, 08	3 000	102 433	307 30	97 300	291 90	-15 40	LT
	Oct 8, 09	5 000	89 063	445 32	97 300	486 50	41 18	ST
	Oct 9, 09	11 000	89 454	984 00	97 300	1 070 30	86 30	ST

continued next page

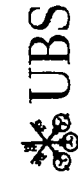


Account name: DENMAN FOUNDATION  
Account number: HS 19729 FB

Your assets • Equities • Common stock (continued)

Holding	Trade date	Number of shares	Purchase price per share (\$)	Cost basis (\$)	Price per share on Dec. 31 (\$)	Value on Dec. 31 (\$)	Unrealized gain or loss (\$)	Holding period
	Jun 13, 08	1 000	66 050	66 05	41 765	41 77	-24 28	LT
	Jul 17, 08	4 000	63 871	255 49	41 765	167 06	-88 43	LT
	Nov 26, 08	60 000	34 158	2,049 54	41 765	2,505 90	456 36	LT
	Jun 9, 09	7 000	34 867	244 08	41 765	292 36	48 28	ST
Security total		90 000		3,801 88		3,758 85	-43 01	
ECOLAB INC								
Symbol ECL Exchange NYSE								
EAI \$42 Current yield 1 41%	Nov 13, 08	67 000	32 042	2,146 83	44 580	2,986 86	840 03	LT
ENCANA CORP								
Symbol ECA Exchange NYSE								
EAI \$34 Current yield 2 44%	Dec 10, 08	26 000	24 035	624 91	32 390	842 14	217 23*	LT
	Jan 15, 09	11 000	22 905	251 96	32 390	356 29	104 33*	ST
	May 15, 09	6 000	25 805	154 83	32 390	194 34	39 51*	ST
Security total		43 000		1 031 70		1,392 77	361 07	
ENERGYSOLUTIONS INC DEP SHS								
Symbol ES Exchange NYSE								
EAI \$29 Current yield 1 16%	Jul 25, 08	96 000	19 130	1,836 54	8 490	815 04	-1,021 50	LT
	Sep 9, 08	28 000	14 261	399 32	8 490	237 72	-161 60	LT
	Mar 9, 09	61 000	6 717	409 74	8 490	517 89	108 15	ST
	May 7, 09	54 000	8 479	457 88	8 490	458 46	0 58	ST
	Jul 20, 09	19 000	8 557	162 60	8 490	161 31	-1 29	ST
	Aug 12, 09	5 000	8 975	44 88	8 490	42 45	-2 43	ST
	Aug 14, 09	31 000	8 960	277 78	8 490	263 19	-14 59	ST
Security total		294 000		3,588 74		2,496 06	-1,092 68	
EOG RESOURCES INC								
Symbol EOG Exchange NYSE								
EAI \$31 Current yield 0 60%	Nov 6, 07	22 000	88 320	1,943 04	97 300	2,140 60	197 56	LT
	Dec 4, 07	1 000	82 854	82 85	97 300	97 30	14 45	LT
	Dec 7, 07	1 000	87 275	87 28	97 300	97 30	10 02	LT
	Jan 23, 08	10 000	79 851	798 52	97 300	973 00	174 48	LT
	Jul 17, 08	3 000	102 433	307 30	97 300	291 90	-15 40	LT
	Oct 8, 09	5 000	89 063	445 32	97 300	486 50	41 18	ST
	Oct 9, 09	11 000	89 454	984 00	97 300	1,070 30	86 30	ST

continued next page



Private Wealth Solutions  
December 2009

Account name:  
Account number:

DENMAN FOUNDATION  
HS 19729 FB

Your Financial Advisor:  
BARNET FISHBEIN  
713-654-0200/800-553-3119

Your assets • Equities • Common stock (continued)

Holding	Trade date	Number of shares	Purchase price per share (\$)	Cost basis (\$)	Price per share on Dec. 31 (\$)	Value on Dec. 31 (\$)	Unrealized gain or loss (\$)	Holding period
Security total		53 000		4,648 31		5,156 90	508 59	
EXELON CORP								
Symbol EXC Exchange NYSE								
EAI \$258 Current yield 4.29%								
	Sep 10, 08	20 000	64 259	1 285 19	48 870	977 40	-307 79	LT
	Sep 11, 08	12 000	64 818	777 82	48 870	586 44	-191 38	LT
	Sep 12, 08	7 000	68 138	476 97	48 870	342 09	-134 88	LT
	Sep 15, 08	14 000	66 758	934 62	48 870	684 18	-250 44	LT
	Sep 16, 08	14 000	64 365	901 11	48 870	684 18	-216 93	LT
	Sep 19, 08	1 000	67 619	67 62	48 870	48 87	-18 75	LT
	Sep 22, 08	20 000	68 722	1,374 44	48 870	977 40	-397 04	LT
	May 12, 09	9 000	51 043	459 39	48 870	439 83	-19 56	ST
	May 13, 09	26 000	49 495	1,286 88	48 870	1,270 62	-16 26	ST
Security total		123 000		7,564 04		6,011 01	-1,553 03	
EXPRESS SCRIPTS INC								
Symbol ESRX Exchange OTC								
	Oct 10, 08	18 000	53 219	957 95	86 420	1,555 56	597 61	LT
	Oct 13, 08	10 000	59 878	598 78	86 420	864 20	265 42	LT
	Nov 7, 08	6 000	59 502	357 01	86 420	518 52	161 51	LT
	Jan 9, 09	13 000	53 171	691 22	86 420	1,123 46	432 24	ST
	Mar 3, 09	12 000	46 928	563 14	86 420	1,037 04	473 90	ST
	May 21, 09	5 000	59 633	298 17	86 420	432 10	133 93	ST
	May 22, 09	3 000	60 571	181 72	86 420	259 26	77 54	ST
Security total		67 000		3,647 99		5,790 14	2,142 15	
FEDEX CORP								
Symbol FDX Exchange NYSE								
EAI \$42 Current yield 0.53%								
	Nov 6, 07	47 000	103 030	4,842 41	83 450	3,922 15	-920 26	LT
	Nov 30, 07	5 000	98 115	490 58	83 450	417 25	-73 33	LT
	Dec 3, 07	3 000	97 730	293 19	83 450	250 35	-42 84	LT
	Jan 23, 08	10 000	86 196	861 97	83 450	834 50	-27 47	LT
	Jun 10, 08	3 000	90 327	270 98	83 450	250 35	-20 63	LT
	Jun 11, 08	6 000	87 595	525 57	83 450	500 70	-24 87	LT
	Jun 13, 08	4 000	85 886	343 54	83 450	333 80	-9 74	LT
	Jun 16, 08	4 000	85 541	342 17	83 450	333 80	-8 37	LT

continued next page



Account name: DENMAN FOUNDATION  
Account number: HS 19729 FB

Your assets • Equities • Common stock (continued)

Holding	Trade date	Number of shares	Purchase price per share (\$)	Cost basis (\$)	Price per share on Dec. 31 (\$)	Value on Dec 31 (\$)	Unrealized gain or loss (\$)	Holding period
	Jun 17, 08	3 000	85 254	255 76	83 450	250 35	-5 41	LT
	Jul 17, 08	10 000	78 997	789 97	83 450	834 50	44 53	LT
<b>Security total</b>		<b>95 000</b>		<b>9 016 14</b>		<b>7 927 75</b>	<b>-1,088 39</b>	
<b>FIRSTENERGY CORP</b>								
Symbol FE Exchange NYSE								
EAI \$255 Current yield 4 73%								
	Aug 13, 09	5 000	43 307	216 54	46 450	232 25	15 71	ST
	Aug 17, 09	5 000	43 576	217 88	46 450	232 25	14 37	ST
	Aug 18, 09	5 000	43 537	217 69	46 450	232 25	14 56	ST
	Aug 20, 09	10 000	44 049	440 49	46 450	464 50	24 01	ST
	Aug 21, 09	5 000	45 034	225 17	46 450	232 25	7 08	ST
	Aug 24, 09	5 000	45 452	227 26	46 450	232 25	4 99	ST
	Aug 25, 09	5 000	45 504	227 52	46 450	232 25	4 73	ST
	Aug 26, 09	5 000	45 324	226 62	46 450	232 25	5 63	ST
	Aug 27, 09	10 000	45 420	454 20	46 450	464 50	10 30	ST
	Aug 28, 09	5 000	45 535	227 68	46 450	232 25	4 57	ST
	Aug 31, 09	5 000	45 104	225 52	46 450	232 25	6 73	ST
	Sep 1, 09	15 000	45 172	677 58	46 450	696 75	19 17	ST
	Sep 2, 09	5 000	44 677	223 39	46 450	232 25	8 86	ST
	Sep 3, 09	5 000	45 068	225 34	46 450	232 25	6 91	ST
	Sep 8, 09	10 000	45 980	459 80	46 450	464 50	4 70	ST
	Sep 9, 09	5 000	46 166	230 83	46 450	232 25	1 42	ST
	Sep 10, 09	11 000	46 555	512 11	46 450	510 95	-1 16	ST
<b>Security total</b>		<b>116 000</b>		<b>5,235 62</b>		<b>5,388 20</b>	<b>152 58</b>	
<b>FLOWERS FOODS INC</b>								
Symbol FLO Exchange OTC								
EAI \$38 Current yield 2 96%								
	Jun 26, 09	21 000	22 761	477 98	23 760	498 96	20 98	ST
	Jun 29, 09	20 000	21 969	439 38	23 760	475 20	35 82	ST
	Jul 13, 09	13 000	21 853	284 09	23 760	308 88	24 79	ST
<b>Security total</b>		<b>54 000</b>		<b>1,201 45</b>		<b>1,283 04</b>	<b>81 59</b>	
<b>FORTUNE BRANDS INC</b>								
Symbol FO Exchange NYSE								
EAI \$84 Current yield 1 75%								
	Nov 6, 07	72 000	82 209	5,919 12	43 200	3,110 40	-2,808 72	LT
	Jan 11, 08	1 000	67 986	67 99	43 200	43 20	-24 79	LT

continued next page

Private Wealth Solutions  
December 2009



Account name:  
DENMAN FOUNDATION  
HS 19729 FB

Your Financial Advisor:  
BARNET FISHBEIN  
713-654-0200/800-553-3119

Your assets • Equities • Common stock (continued)

Holding	Trade date	Number of shares	Purchase price per share (\$)	Cost basis (\$)	Price per share on Dec. 31 (\$)	Value on Dec. 31 (\$)	Unrealized gain or loss (\$)	Holding period
	Jan 14, 08	8 000	67 954	543 64	43 200	345 60	-198 04	LT
	Jan 15, 08	3 000	67 458	202 38	43 200	129 60	-72 78	LT
	Jan 16, 08	2 000	67 715	135 43	43 200	86 40	-49 03	LT
	Jan 17, 08	5 000	66 849	334 25	43 200	216 00	-118 25	LT
	Jan 22, 08	3 000	64 894	194 68	43 200	129 60	-65 08	LT
	Jan 23, 08	12 000	66 222	794 67	43 200	518 40	-276 27	LT
	Jul 17, 08	5 000	57 729	288 65	43 200	216 00	-72 65	LT
Security total		111 000		8,480 81		4,795 20	-3,685 61	
FRESENIUS MEDICAL CARE AG & CO								
KGAA SPON ADR								
Symbol	FMS Exchange	NYSE						
EAI	\$37 Current yield	2.25%						
	Oct 21, 08	9 000	45 905	413 15	53 010	477 09	63 94	LT
	Oct 22, 08	14 000	44 076	617 06	53 010	742 14	125 08	LT
	Oct 23, 08	8 000	44 663	357 30	53 010	424 08	66 78	LT
Security total		31 000		1,387 51		1,643 31	255 80	
F5 NETWORKS INC								
Symbol	FFV Exchange	OTC						
GAMESTOP CORP NEW (HOLDING CO)								
CL A								
	Apr 9, 08	21 000	18 354	385 43	52 970	1,112.37	726 94	LT
	Feb 6, 09	22 000	28 042	616 92	21 940	482 68	-134 24	ST
	Mar 9, 09	13 000	22 831	296 81	21 940	285 22	-11 59	ST
	May 22, 09	18 000	22 733	409 20	21 940	394 92	-14 28	ST
	Aug 4, 09	15 000	23 521	352 82	21 940	329 10	-23 72	ST
	Aug 24, 09	18 000	22 808	410 54	21 940	394 92	-15 62	ST
Security total		86 000		2,086 29		1,886 84	-199 45	
GENL DYNAMICS CORP								
Symbol	GD Exchange	NYSE						
EAI	\$226 Current yield	2.22%						
	Apr 8, 09	7 000	43 774	306 42	68 170	477 19	170 77	ST
	Apr 9, 09	5 000	44 633	223 17	68 170	340 85	117 68	ST
	Apr 13, 09	5 000	43 904	219 52	68 170	340 85	121 33	ST
	Apr 14, 09	4 000	43 964	175 86	68 170	272 68	96 82	ST
	Apr 15, 09	4 000	43 935	175 74	68 170	272 68	96 94	ST
	Apr 16, 09	2 000	45 025	90 05	68 170	136 34	46 29	ST

continued next page

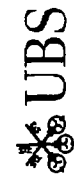


Account name DENMAN FOUNDATION  
 Account number HS 19729 FB

Your assets • Equities • Common stock (continued)

Holding	Trade date	Number of shares	Purchase price per share (\$)	Cost basis (\$)	Price per share on Dec. 31 (\$)	Value on Dec. 31 (\$)	Unrealized gain or loss (\$)	Holding period
	Apr 17, 09	6 000	46 245	277 47	68 170	409 02	131 55	ST
	Apr 20, 09	7 000	45 092	315 65	68 170	477 19	161 54	ST
	Apr 21, 09	7 000	46 024	322 17	68 170	477 19	155 02	ST
	Apr 22, 09	4 000	47 778	191 11	68 170	272 68	81 57	ST
	Apr 23, 09	8 000	48 758	390 06	68 170	545 36	155 30	ST
	May 12, 09	5 000	54 827	274 14	68 170	340 85	66 71	ST
	May 13, 09	14 000	54 581	764 14	68 170	954 38	190 24	ST
	May 14, 09	5 000	55 641	278 21	68 170	340 85	62 64	ST
	May 15, 09	7 000	55 019	385 14	68 170	477 19	92 05	ST
	May 18, 09	6 000	54 841	329 05	68 170	409 02	79 97	ST
	Jun 18, 09	6 000	58 296	349 78	68 170	409 02	59 24	ST
	Jun 19, 09	12 000	58 867	706 41	68 170	818 04	111 63	ST
	Jun 22, 09	16 000	57 651	922 43	68 170	1 090 72	168 29	ST
	Oct 8 09	5 000	65 223	326 12	68 170	340 85	14 73	ST
	Oct 9, 09	14 000	65 883	922 36	68 170	954 38	32 02	ST
Security total		149 000		7,945 00		10,157 33	2,212 33	
GLAXO SMITHKLINE PLC ADR								
Symbol GSK Exchange NYSE								
EAI \$187 Current yield 4.38%								
	Jul 14, 09	86 000	36 459	3,135 54	42 250	3,633 50	497 96	ST
	Aug 17, 09	10 000	38 273	382 73	42 250	422 50	39 77	ST
	Aug 18, 09	5 000	38 694	193 47	42 250	211 25	17 78	ST
Security total		101 000		3,711 74		4,267 25	555 51	
HEIDELBERG ZEMENT ORD DM 5								
* FOREIGN SEC ORD								
Symbol HLBFZ Exchange OTC								
HESS CORP								
Symbol HES Exchange NYSE								
EAI \$31 Current yield 0.66%								
	Dec 17, 09	23 000	68 408	1,573 39	68 750	1,581 25	7 86	ST
	Nov 5, 08	9 000	59 425	534 83	60 500	544 50	9 67	LT
	Nov 6, 08	14 000	56 389	789 45	60 500	847 00	57 55	LT
	Nov 7, 08	2 000	58 390	116 78	60 500	121 00	4 22	LT
	Nov 10, 08	5 000	61 934	309 67	60 500	302 50	-7 17	LT
	Nov 11, 08	7 000	57 040	399 28	60 500	423 50	24 22	LT
	Nov 12, 08	16 000	52 723	843 57	60 500	968 00	124 43	LT

continued next page



Private Wealth Solutions  
December 2009

Account name  
DENMAN FOUNDATION  
Account number:  
HS 19729 FB

Your Financial Adviser:  
BARNET FISHEIN  
713-654-0200/800-553-3119

Your assets • Equities • Common stock (continued)

Holding	Trade date	Number of shares	Purchase price per share (\$)	Cost basis (\$)	Price per share on Dec 31 (\$)	Value on Dec 31 (\$)	Unrealized gain or loss (\$)	Holding period
	Jan 8, 09	6 000	57 118	342 71	60 500	363 00	20 29	ST
	Jan 9, 09	6 000	56 066	336 40	60 500	363 00	26 60	ST
	Jan 12, 09	6 000	52 126	312 76	60 500	363 00	50 24	ST
	Jan 13, 09	2 000	53 612	107 22	60 500	121 00	13 78	ST
	Jan 14, 09	5 000	51 179	255 90	60 500	302 50	46 60	ST
Security total		78 000		4,348 57		4,719 00	370 43	
<b>HEWLETT PAC KARD CO</b>								
Symbol HPQ Exchange NYSE								
EAI \$54 Current yield 0.62%								
	Jun 18, 09	43 000	37 479	1 611 64	51 510	2,214 93	603 29	ST
	Jun 22, 09	48 000	37 830	1,815 84	51 510	2,472 48	656 64	ST
	Jul 7, 09	19 000	37 138	705 64	51 510	978 69	273 05	ST
	Jul 8, 09	36 000	37 093	1 335 36	51 510	1,854.36	519 00	ST
	Jul 9, 09	24 000	37 247	893 94	51 510	1,236 24	342 30	ST
Security total		170 000		6 362 42		8,756 70	2,394 28	
<b>HOME RETAIL GROUP PLC SPON ADR</b>								
Symbol HMRTY Exchange OTC								
EAI \$77 Current yield 3.49%								
	May 18, 09	35 000	15 535	543 75	18 248	638 68	94 93	ST
	May 19, 09	40 000	15 615	624 63	18 248	729 92	105 29	ST
	May 20, 09	8 000	15 405	123 24	18 248	145 98	22 74	ST
	May 21, 09	38 000	15 078	572 99	18 248	693 42	120 43	ST
Security total		121 000		1,864 61		2,208 00	343 39	
<b>ILLINOIS TOOL WORKS INC</b>								
Symbol ITW Exchange NYSE								
EAI \$211 Current yield 2.59%								
	Nov 6, 07	147 000	56 743	8,341 32	47 990	7,054 53	-1,286 79	LT
	Jan 23, 08	23 000	48 357	1,112 22	47 990	1,103 77	-8 45	LT
Security total		170 000		9,453 54		8,158 30	-1,295 24	
<b>IMMUCOR INC</b>								
Symbol BLUD Exchange OTC								
	Mar 14, 08	15 000	21 779	326 69	20 240	303 60	-23 09	LT
	Mar 17, 08	21 000	21 523	451 99	20 240	425 04	-26 95	LT
	Mar 28, 08	33 000	21 724	716 91	20 240	667 92	-48 99	LT
	Mar 3, 09	39 000	20 559	801 83	20 240	789 36	-12 47	ST
Security total		108 000		2,297 42		2,185 92	-111 50	

continued next page

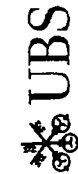


Account name: DENMAN FOUNDATION  
Account number: HS 19729 FB

Your assets • Equities • Common stock (continued)

Holding	Trade date	Number of shares	Purchase price per share (\$)	Cost basis (\$)	Price per share on Dec. 31 (\$)	Value on Dec. 31 (\$)	Unrealized gain or loss (\$)	Holding period
<b>IMPERIAL TOBACCO GROUP PLC</b>								
SPON ADR								
Symbol ITYBY Exchange OTC								
EAI \$124 Current yield 3.84%								
	Oct 21, 08	8 000	54 755	438 04	63 302	506 42	68 38	LT
	Oct 22, 08	16 000	50 231	803 71	63 302	1,012 83	209 12	LT
	Oct 23, 08	13 000	49 850	648 05	63 302	822 93	174 88	LT
	Oct 24, 08	5 000	45 442	227 21	63 302	316 51	89 30	LT
	Jan 14, 09	4 000	54 167	216 67	63 302	253 21	36 54	ST
	Jan 15, 09	5 000	55 039	275 20	63 302	316 51	41 31	ST
Security total		51 000		2,608 88		3,228 40	619 53	
<b>INDITEX SA</b>								
Symbol IDEXF Exchange OTC								
	Jan 14, 09	1 000	38 917	38 92	62 000	62 00	23 08	ST
	Jan 15, 09	13 000	36 865	479 25	62 000	806 00	326 75	ST
	Jan 20, 09	12 000	37 601	451 22	62 000	744 00	292 78	ST
Security total		26 000		969 39		1,612 00	642 61	
<b>ING GROEP NV NL SPON ADR</b>								
Symbol ING Exchange NYSE								
	Oct 21, 08	4 000	12 481	49 93	9 810	39 24	-10 69	LT
	Oct 22, 08	11 000	11 282	124 11	9 810	107 91	-16 20	LT
	Oct 23, 08	12 000	9 913	118 96	9 810	117 72	-1 24	LT
	Jan 28, 09	1 000	9 079	9 08	9 810	9 81	0 73	ST
	Jan 29, 09	51 000	8 273	421 94	9 810	500 31	78 37	ST
	Feb 24, 09	17 000	4 890	83 13	9 810	166 77	83 64	ST
	Feb 25, 09	49 000	4 432	217 18	9 810	480 69	263 51	ST
	Dec 11, 09	120 000	6 266	751 95	9 810	1,177 20	425 25*	ST
Security total		265 000		1,776 28		2,599 65	823 37	
<b>INTERCONTINENTAL EXCHANGE INC</b>								
Symbol ICE Exchange NYSE								
	Nov 7, 08	5 000	77 156	385 78	112 300	561 50	175 72	LT
	Nov 10, 08	3 000	73 480	220 44	112 300	336 90	116 46	LT
	Aug 3, 09	9 000	94 617	851 56	112 300	1,010 70	159 14	ST
	Aug 17, 09	16 000	87 006	1,392 11	112 300	1,796 80	404 69	ST
Security total		33 000		2,849 89		3,705 90	856 01	
<b>INTERPUBLIC GROUP OF COS INC</b>								
Symbol IPG Exchange NYSE								
	Nov 6, 07	372 000	9 150	3,403 80	7 380	2,745 36	-658 44	LT

continued next page



Private Wealth Solutions  
December 2009

Account name:  
Account number

DENMAN FOUNDATION  
HS 19729 FB

Your Financial Advisor:  
BARNET FISHEIN  
713-654-0200/800-553-3119

Your assets • Equities • Common stock (continued)

Holding	Trade date	Number of shares	Purchase price per share (\$)	Cost basis (\$)	Price per share on Dec. 31 (\$)	Value on Dec. 31 (\$)	Unrealized gain or loss (\$)	Holding period
	Jan 14, 08	1 000	7 615	7 62	7 380	7 38	-0 24	LT
	Jan 15, 08	19 000	7 606	144 51	7 380	140 22	-4 29	LT
	Jan 16, 08	12 000	7 836	94 04	7 380	88 56	-5 48	LT
	Jan 17, 08	14 000	7 787	109 02	7 380	103 32	-5 70	LT
	Jan 18, 08	8 000	7 748	61 99	7 380	59 04	-2 95	LT
	Jan 22, 08	10 000	7 723	77 24	7 380	73 80	-3 44	LT
	Jan 23, 08	14 000	7 789	109 06	7 380	103 32	-5 74	LT
	Jan 24, 08	20 000	8 242	164 84	7 380	147 60	-17 24	LT
	Jan 25, 08	11 000	8 415	92 57	7 380	81 18	-11 39	LT
	Jan 28, 08	11 000	8 518	93 70	7 380	81 18	-12 52	LT
	Jan 30, 08	38 000	8 979	341 22	7 380	280 44	-60 78	LT
	Jan 31, 08	38 000	8 967	340 76	7 380	280 44	-60 32	LT
	Jul 17, 08	17 000	7 627	129 66	7 380	125 46	-4 20	LT
Security total		585 000		5,170 03		4 317 30	-852 73	
INTL GAME TECHNOLOGY								
	May 28, 09	65 000	16 352	1,062 89	18 770	1,220 05	157 16	ST
	Aug 12, 09	19 000	19 193	364 68	18 770	356 63	-8 05	ST
Security total		84 000		1,427 57		1,576 68	149 11	
JAMES HARDIE IND N.V. SPON								
ADR	Aug 18, 09	50 000	28 798	1,439 93	38 195	1,909 75	469 82	ST
JOY GLOBAL INC								
	Jun 1, 09	24 000	36 619	878 87	51 570	1,237 68	358 81	ST
IPMORGAN CHAS & CO								
	May 12, 09	130 000	35 302	4,589 36	41 670	5,417 10	827 74	ST
	May 13, 09	36 000	34 662	1,247 86	41 670	1,500 12	252 26	ST
	Jul 7, 09	33 000	33 059	1,090 96	41 670	1,375 11	284 15	ST
	Jul 8, 09	35 000	32 688	1 144 09	41 670	1,458 45	314 36	ST
	Jul 9, 09	28 000	33 409	935 46	41 670	1,166 76	231 30	ST
Security total		262 000		9,007 73		10,917 54	1,909 81	

continued next page

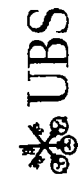


Account name: DENMAN FOUNDATION  
Account number: HS 19729 FB

Your assets • Equities • Common stock (continued)

Holding	Trade date	Number of shares	Purchase price per share (\$)	Cost basis (\$)	Price per share on Dec. 31 (\$)	Value on Dec. 31 (\$)	Unrealized gain or loss (\$)	Holding period
<b>KAO CORP REPSTG 10 SHS COM</b>								
SPON ADR								
Symbol KCRPY Exchange OTC								
EAI \$57 Current yield 2.44%								
	Nov 6, 07	40 000	28 283	1,131 32	23 363	934 52	-196 80	LT
	Jul 17, 08	10 000	24 216	242 16	23 363	233 63	-8 53	LT
	Oct 21, 08	10 000	27 425	274 25	23 363	233 63	-40 62	LT
	Oct 22, 08	10 000	27 038	270 38	23 363	233 63	-36 75	LT
	Oct 24, 08	10 000	27 301	273 01	23 363	233 63	-39 38	LT
	May 19, 09	20 000	21 103	422 06	23 363	467 26	45 20	ST
Security total		100 000		2,613 18		2,336 30	-276 88	
<b>KROGER COMPANY</b>								
Symbol KR Exchange NYSE								
EAI \$95 Current yield 1.85%								
	Oct 8, 09	60 000	21 709	1,302 56	20 530	1,231 80	-70 76	ST
	Oct 9, 09	95 000	22 132	2,102 59	20 530	1,950 35	-152 24	ST
	Oct 12, 09	95 000	22 792	2,165 29	20 530	1,950 35	-214 94	ST
Security total		250 000		5,570 44		5,132 50	-437 94	
<b>LKQ CORP NEW</b>								
Symbol LKQX Exchange OTC								
	Apr 9, 08	72 000	19 978	1,438 46	19 590	1,410 48	-27 98	LT
	Apr 18, 08	24 000	21 664	519 96	19 590	470 16	-49 80	LT
	May 5, 08	7 000	21 386	149 71	19 590	137 13	-12 58	LT
Security total		103 000		2,108 13		2,017 77	-90 36	
<b>LVMH MOET HENNESSY LOUIS NEW ADR</b>								
Symbol LVMUY Exchange OTC								
EAI \$43 Current yield 1.41%								
	Jan 14, 09	29 000	11 446	331 94	22 491	652 24	320 30	ST
	Jan 15, 09	46 000	10 820	497 73	22 491	1,034 58	536 85	ST
	Jan 16, 09	36 000	11 102	395 70	22 491	809 67	409 97	ST
	Aug 18, 09	25 000	17 975	449 39	22 491	562 27	112 88	ST
Security total		136 000		1 678 76		3,058 77	1 380 00	
<b>MAN GROUP PLC ADR</b>								
Symbol MNGPY Exchange OTC								
EAI \$152 Current yield 8.27%								
	Jun 10, 09	47 000	4 470	210 09	4 982	234 15	24 06	ST
	Jun 11, 09	96 000	4 532	435 11	4 982	478 27	43 16	ST
	Jun 12, 09	70 000	4 587	321 10	4 982	348 74	27 64	ST

continued next page



Private Wealth Solutions  
December 2009

Account name  
DENMAN FOUNDATION  
Account number  
HS 19729 FB

Your Financial Advisor:  
BARNET FISHBEIN  
713-654-0200/800-553-3119

Your assets • Equities • Common stock (continued)

Holding	Trade date	Number of shares	Purchase price per share (\$)	Cost basis (\$)	Price per share on Dec. 31 (\$)	Value on Dec. 31 (\$)	Unrealized gain or loss (\$)	Holding period
Security total		369 000		1,729.79	4 982	1,838.35	108.56	ST
MARATHON OIL CORP								
Symbol MRO Exchange NYSE								
EAI \$177 Current yield 3.08%								
	Jun 17, 09	91 000	4 719	429.48	4 982	453.36	23.88	ST
	Sep 15, 09	30 000	5 159	154.77	4 982	149.46	-5.31	ST
	Sep 23, 09	35 000	5 121	179.24	4 982	174.37	-4.87	ST
	Feb 28, 08	32 000	54.165	1,733.30	31.220	999.04	-734.26	LT
	Feb 29, 08	18 000	53.280	959.04	31.220	561.96	-397.08	LT
	Mar 3, 08	20 000	53.477	1,069.56	31.220	624.40	-445.16	LT
	Mar 4, 08	34 000	52.583	1,787.83	31.220	1,061.48	-726.35	LT
	Mar 5, 08	14 000	53.259	745.63	31.220	437.08	-308.55	LT
	Mar 6, 08	18 000	52.519	945.34	31.220	561.96	-383.38	LT
	Mar 7, 08	20 000	51.242	1,024.84	31.220	624.40	-400.44	LT
	Mar 10, 08	9 000	51.798	466.18	31.220	280.98	-185.20	LT
	Mar 11, 08	11 000	53.582	589.41	31.220	343.42	-245.99	LT
	Jul 17, 08	8 000	42.998	343.98	31.220	249.76	-94.22	LT
Security total		184 000		9 665.11		5,744.48	-3,920.63	
MARVELL TECHNOLOGY GROUP LTD								
Symbol MRVL Exchange OTC								
	Jun 17, 09	147 000	11.681	1,717.20	20.750	3,050.25	1,333.05	ST
	Jul 8, 09	15 000	11.258	168.88	20.750	311.25	142.37	ST
	Jul 9, 09	71 000	11.584	822.51	20.750	1,473.25	650.74	ST
	Jul 10, 09	44 000	11.676	513.77	20.750	913.00	399.23	ST
Security total		277 000		3,222.36		5,747.75	2,525.39	
MEDCO HEALTH SOLUTIONS INC								
Symbol MHS Exchange NYSE								
MEDTRONIC INC								
Symbol MDT Exchange NYSE								
EAI \$182 Current yield 1.86%								
	Nov 6, 07	81 000	46.360	3,755.16	43.980	3,562.38	-192.78	LT
	Jan 23, 08	14 000	46.201	646.82	43.980	615.72	-31.10	LT
	Oct 23, 08	4 000	38.631	154.53	43.980	175.92	21.39	LT
	Oct 24, 08	6 000	37.832	226.99	43.980	263.88	36.89	LT
	Oct 27, 08	3 000	37.027	111.08	43.980	131.94	20.86	LT

continued next page



Account name: DENMAN FOUNDATION  
 Account number: HS 19729 FB

Your assets • Equities • Common stock (continued)

Holding	Trade date	Number of shares	Purchase price per share (\$)	Cost basis (\$)	Price per share on Dec. 31 (\$)	Value on Dec. 31 (\$)	Unrealized gain or loss (\$)	Holding period
	Oct 28, 08	5 000	37 362	186 81	43 980	219 90	33 09	LT
	Oct 29, 08	3 000	39 537	118 61	43 980	131 94	13 33	LT
	Oct 30, 08	7 000	39 925	279 48	43 980	307 86	28 38	LT
	Dec 18, 08	52 000	32 340	1,681 71	43 980	2,286 96	605 25	LT
	Dec 19, 08	47 000	32 034	1,505 60	43 980	2,067 06	561 46	LT
Security total		222 000		8,666 79		9,763 56	1,096 77	
MERC & CO INC NEW COM								
Symbol MKR Exchange NYSE								
EAI \$290 Current yield 4.16%								
	Aug 13, 09	25 000	30 743	768 58	36 540	913 50	144 92	ST
	Aug 14, 09	35 000	30 714	1,075 01	36 540	1,278 90	203 89	ST
	Aug 17, 09	49 000	30 946	1,516 40	36 540	1,790 46	274 06	ST
	Oct 8, 09	20 000	32 409	648 19	36 540	730 80	82 61	ST
	Oct 9, 09	62 000	32 485	2,014 09	36 540	2,265 48	251 39	ST
Security total		191 000		6 022 27		6,979 14	956 87	
MICROS SYSTEMS INC								
Symbol MCRS Exchange OTC								
	Nov 6, 07	30 000	35 845	1,075 35	31 030	930 90	-144 45	LT
	Apr 29, 08	3 000	35 723	107 17	31 030	93 09	-14 08	LT
	May 9, 08	2 000	31 000	62 00	31 030	62 06	0 06	LT
	May 15, 08	4 000	32 220	128 88	31 030	124 12	-4 76	LT
	May 20, 08	8 000	32 043	256 35	31 030	248 24	-8 11	LT
Security total		47 000		1,629 75		1,458 41	-171 34	
MICROSOFT CORP								
Symbol MSFT Exchange OTC								
EAI \$242 Current yield 1.70%								
	Mar 7, 08	88 000	27 749	2,441 93	30 480	2,682 24	240 31	LT
	Mar 10, 08	82 000	28 082	2,302 77	30 480	2,499 36	196 59	LT
	Mar 11, 08	157 000	28 832	4,526 70	30 480	4,785 36	258 66	LT
	Mar 12, 08	89 000	29 066	2,586 92	30 480	2,712 72	125 80	LT
	Mar 13, 08	37 000	28 556	1,056 60	30 480	1,127 76	71 16	LT
	Jul 17, 08	13 000	27 795	361 34	30 480	396 24	34 90	LT
Security total		466 000		13,276 26		14,203 68	927 42	
MITSUBISHI CORP SPONS ADR								
Symbol MSBHY Exchange OTC								
EAI \$65 Current yield 1.25%								
	Nov 6, 07	34 000	59 600	2,026 40	49 519	1,683 64	-342 76	LT

continued next page

Private Wealth Solutions  
December 2009



DENMAN FOUNDATION  
HS 19729 FB

Account name:  
Account number

Your Financial Advisor:  
BARNET FISHBEIN  
713-654-0200/800-553-3119

Your assets • Equities • Common stock (continued)

Holding	Trade date	Number of shares	Purchase price per share (\$)	Cost basis (\$)	Price per share on Dec. 31 (\$)	Value on Dec. 31 (\$)	Unrealized gain or loss (\$)	Holding period
Security total		105,000		5,149.43	49,519	5,199.49	50.05	
<b>MONSANTO CO NEW</b>								
Symbol MON Exchange NYSE								
EAI \$76 Current yield 1.29%								
	Jul 17, 08	10,000	59.936	599.36	49,519	495.19	-104.17	LT
	Oct 1, 08	55,000	42.585	2,342.18	49,519	2,723.54	381.36	LT
	Oct 10, 08	6,000	30.247	181.49	49,519	297.11	115.62	LT
Security total		71,000		2,123.03	148,357	2,765.24	642.21	
<b>MONSTER WORLDWIDE INC</b>								
Symbol MWW Exchange NYSE								
EAI \$76 Current yield 1.29%								
	May 28, 09	20,000	79.302	1,586.05	81,750	1,635.00	48.95	ST
	May 29, 09	11,000	81.018	891.20	81,750	899.25	8.05	ST
	Jun 1, 09	5,000	83.057	415.29	81,750	408.75	-6.54	ST
	Jun 18, 09	11,000	82.201	904.21	81,750	899.25	-4.96	ST
	Jun 19, 09	9,000	81.722	735.50	81,750	735.75	0.25	ST
	Oct 8, 09	5,000	75.092	375.46	81,750	408.75	33.29	ST
	Oct 9, 09	11,000	75.371	829.09	81,750	899.25	70.16	ST
Security total		72,000		5,736.80	588,600	5,886.00	149.20	
<b>MONSTER WORLDWIDE INC</b>								
Symbol MWW Exchange NYSE								
EAI \$76 Current yield 1.29%								
	May 1, 09	38,000	14.132	537.03	17,400	661.20	124.17	ST
	Aug 3, 09	35,000	13.279	464.77	17,400	609.00	144.23	ST
	Nov 23, 09	37,000	15.650	579.07	17,400	643.80	64.73	ST
	Nov 25, 09	30,000	15.376	461.29	17,400	522.00	60.71	ST
	Nov 27, 09	19,000	14.988	284.77	17,400	330.60	45.83	ST
	Dec 11, 09	32,000	16.645	532.64	17,400	556.80	24.16	ST
Security total		191,000		2,859.57	332,340	3,323.40	463.83	
<b>MORGAN STANLEY</b>								
Symbol MS Exchange NYSE								
EAI \$34 Current yield 0.68%								
	Nov 6, 07	4,000	54.055	216.22	29,600	118.40	-97.82	LT
	Jan 23, 08	26,000	49.775	1,294.16	29,600	769.60	-524.56	LT
	Sep 18, 08	140,000	19.656	2,751.94	29,600	4,144.00	1,392.06	LT
Security total		170,000		4,262.32	5,032.00	5,032.00	769.68	
<b>MSC INDL DIRECT CO INC</b>								
Symbol MSM Exchange NYSE								
EAI \$73 Current yield 1.71%								
	Oct 23, 08	28,000	33.983	951.54	47,000	1,316.00	364.46	LT
	Feb 13, 09	7,000	36.276	253.94	47,000	329.00	75.06	ST

continued next page

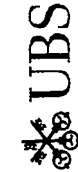


Account name: DENMAN FOUNDATION  
Account number: HS 19729 FB

Your assets • Equities • Common stock (continued)

Holding	Trade date	Number of shares	Purchase price per share (\$)	Cost basis (\$)	Price per share on Dec 31 (\$)	Value on Dec 31 (\$)	Unrealized gain or loss (\$)	Holding period
	Feb 23, 09	20 000	30 428	608 58	47 000	940 00	331 42	ST
	Mar 27, 09	18 000	31 788	572 19	47 000	846 00	273 81	ST
	Jul 2, 09	18 000	36 527	657 49	47 000	846 00	188 51	ST
Security total		91 000		3,043 74		4,277 00	1,233 26	
MSCI INC CL A								
Symbol	MXB Exchange	NYSE						
	Jan 8, 09	3 000	18 157	54 47	31 800	95 40	40 93	ST
	Jan 9, 09	25 000	16 502	412 57	31 800	795 00	382 43	ST
	Jan 9, 09	10 000	17 998	179 98	31 800	318 00	138 02	ST
	Jan 13, 09	6 000	15 689	94 14	31 800	190 80	96 66	ST
	Feb 20, 09	4 000	15 991	63 96	31 800	127 20	63 24	ST
	Feb 25, 09	9 000	15 994	143 95	31 800	286 20	142 25	ST
Security total		57 000		949 07		1,812 60	863 53	
NASPER'S LTD SPON ADR								
Symbol	NPSNY Exchange	OTC						
EAI \$9 Current yield	0 65%							
	Aug 20, 09	15 000	30 352	455 29	40 740	611 10	155 81	ST
	Aug 21, 09	19 000	31 600	600 42	40 740	774 06	173 64	ST
Security total		34 000		1,055 71		1,385 16	329 45	
NATL AUSTRALIA BANK LTD SPON								
Symbol	NABZY Exchange	OTC						
LAI \$87 Current yield	4 84%							
	Aug 18, 09	65 000	22 297	1,449 34	24 642	1,601 72	152 38	ST
	Aug 20, 09	8 000	22 504	180 03	24 642	197 14	17 11	ST
Security total		73 000		1,629 37		1,798 86	169 49	
NATL-OILWELLVARCO INC								
Symbol	NOV Exchange	NYSE						
NETAPP INC								
	Nov 6, 07	33 000	75 569	2 493 81	44 090	1,454 97	-1,038 84	LT
Symbol	NTAP Exchange	OTC						
	Jun 1, 09	38 000	20 462	777 57	34 360	1,305 68	528 11	ST
	Jun 4, 09	15 000	18 875	283 13	34 360	515 40	232 27	ST
	Jun 12, 09	22 000	19 616	431 55	34 360	755 92	324 37	ST
	Jun 16, 09	17 000	19 574	332 76	34 360	584 12	251 36	ST
	Jun 26, 09	17 000	19 463	330 88	34 360	584 12	253 24	ST
	Aug 3, 09	14 000	22 515	315 22	34 360	481 04	165 82	ST
	Nov 25, 09	9 000	31 367	282 30	34 360	309 24	26 94	ST

continued next page



Private Wealth Solutions  
December 2009

Account name:  
DENMAN FOUNDATION  
HS 19729 FB

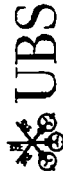
Account number:  
HS 19729 FB

Your Financial Advisor:  
BARNET FISHBEIN  
713-654-0200/800-553-3119

Your assets • Equities • Common stock (continued)

Holding	Trade date	Number of shares	Purchase price per share (\$)	Cost basis (\$)	Price per share on Dec. 31 (\$)	Value on Dec. 31 (\$)	Unrealized gain or loss (\$)	Holding period
Security total		132,000		2,753.41		4,535.52	1,782.11	
NETFLIX COM INC								
Symbol NFLX Exchange OTC								
	Oct 27, 09	5,000	54.815	274.08	55.090	275.45	1.37	ST
	Oct 28, 09	5,000	53.602	268.01	55.090	275.45	7.44	ST
	Nov 2, 09	5,000	52.956	264.78	55.090	275.45	10.67	ST
Security total		15,000		806.87		826.35	19.48	
NEW WORLD DEVELOPMENT LTD SPON								
ADR (HONG KONG)								
Symbol NDVLY Exchange OTC								
EAI \$65 Current yield 2.88%								
	Jun 11, 08	88,000	4.708	414.30	4.117	362.30	-52.00	LT
	Jun 12, 08	39,000	4.639	180.92	4.117	160.56	-20.36	LT
	Jun 13, 08	13,000	4.620	60.07	4.117	53.52	-6.55	LT
	Jul 17, 08	50,000	3.911	195.57	4.117	205.85	10.28	LT
	Sep 4, 08	54,000	2.950	159.31	4.117	222.32	63.01	LT
	Sep 5, 08	65,000	2.953	191.97	4.117	267.60	75.63	LT
	Sep 11, 08	8,000	2.788	22.31	4.117	32.94	10.63	LT
	Sep 12, 08	96,000	2.920	280.40	4.117	395.23	114.83	LT
	Sep 23, 08	8,000	2.677	21.42	4.117	32.94	11.52	LT
	Oct 2, 08	128,000	2.250	288.06	4.117	526.98	238.92	LT
Security total		549,000		1,814.33		2,260.23	445.91	
NEWFIELD EXPLORATION COS								
Symbol NFX Exchange NYSE								
	Nov 6, 07	35,000	53.320	1,866.20	48.230	1,688.05	-178.15	LT
	Sep 25, 08	10,000	35.789	357.89	48.230	482.30	124.41	LT
	Oct 9, 08	15,000	22.799	341.99	48.230	723.45	381.46	LT
	Nov 23, 09	10,000	42.651	426.52	48.230	482.30	55.78	ST
Security total		70,000		2,992.60		3,376.10	383.50	
NIPPON YUSEN KABUSHIKI								
SPON ADR 2006								
Symbol NPNYY Exchange OTC								
EAI \$14 Current yield 1.14%								
	May 18, 09	97,000	9.041	877.01	6.123	593.93	-283.08	ST
	May 19, 09	15,000	8.909	133.64	6.123	91.84	-41.80	ST
	Jul 14, 09	49,000	8.335	408.43	6.123	300.03	-108.40	ST
	Aug 18, 09	40,000	8.531	341.27	6.123	244.92	-96.35	ST

continued next page

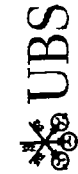


Account name: DENMAN FOUNDATION  
 Account number: HS 19729 FB

Your assets • Equities • Common stock (continued)

Holding	Trade date	Number of shares	Purchase price per share (\$)	Cost basis (\$)	Price per share on Dec 31 (\$)	Value on Dec 31 (\$)	Unrealized gain or loss (\$)	Holding period
Security total		201 000		1,760.35		1,230.72	-529.63	
NISSAN MTR LTD SPONS ADR JAPAN								
ADR								
Symbol NSANY Exchange OTC	May 20 09	12 000	11 679	140 16	17 402	208 82	68 66	ST
	May 21 09	164 000	11 790	1 933 67	17 402	2 853 93	920 26	ST
	Jul 14 09	59 000	11 757	693 68	17 402	1 026 72	333 04	ST
Security total		235 000		2,767 51		4,089 47	1,321 96	
NOBEL BIOCARE ADR								
Symbol NBHGY Exchange OTC	Dec 16 08	54 000	8 335	450 14	16 822	908 39	458 25	LT
FBI \$21 Current yield 0 83%	Dec 17 08	53 000	9 146	484 76	16 822	891 57	406 81	LT
	Dec 18 08	13 000	10 167	132 18	16 822	218 69	86 51	LT
	Aug 18 09	30 000	14 316	429 50	16 822	504 66	75 16	ST
Security total		150 000		1,496 58		2,523 30	1,026 73	
NOBLE CORP								
Symbol NE Exchange NYSE	Jul 7 09	7 000	28 180	197 26	40 700	284 90	87 64	ST
	Jul 8 09	14 000	28 082	393 15	40 700	569 80	176 65	ST
	Jul 9 09	22 000	29 855	656 81	40 700	895 40	238 59	ST
	Jul 10 09	7 000	29 313	205 20	40 700	284 90	79 70	ST
	Jul 13 09	25 000	29 201	730 04	40 700	1 017 50	287 46	ST
	Jul 14 09	29 000	29 825	864 94	40 700	1 180 30	315 36	ST
Security total		104 000		3,047 40		4,232 80	1,185 40	
NOMURA HOLDINGS INC NEW SPON								
ADR								
Symbol NMR Exchange NYSE	Nov 6 07	170 000	17 360	2 951 20	7 400	1 258 00	-1 693 20	LT
EAI \$40 Current yield 1 62%	Mar 4 08	31 000	15 771	488 91	7 400	229 40	-259 51	LT
	Mar 5 08	11 000	15 472	170 20	7 400	81 40	-88 80	LT
	Mar 7 08	3 000	14 674	44 02	7 400	22 20	-2 182	LT
	Jul 17 08	52 000	15 049	782 56	7 400	384 80	-397 76	LT
	Apr 6 09	67 000	5 951	398 73	7 400	495 80	97 07	ST
Security total		334 000		4,835 62		2,471 60	-2,364 02	

continued next page



Private Wealth Solutions  
December 2009

Account name:  
Account number:

DENMAN FOUNDATION  
HS 19729 FB

Your Financial Advisor  
BARNET FISHBEIN  
713-654-0200/800-553-3119

Your assets • Equities • Common stock (continued)

Holding	Trade date	Number of shares	Purchase price per share (\$)	Cost basis (\$)	Price per share on Dec. 31 (\$)	Value on Dec. 31 (\$)	Unrealized gain or loss (\$)	Holding period
NTT DOCOMO INC ECH REPSTG 1/200TH COM SHS SPON ADR Symbol DCM Exchange NYSE EAI \$49 Current yield 3.54%	Aug 17, 09 Aug 18, 09 Aug 20, 09	10 000 75 000 14 000	14 715 15 033 15 029	147 15 1,127 48 210 42	13 980 13 980 13 980	139 80 1,048 50 195 72	-7 35 -78 98 -14 70	ST ST ST
Security total		99 000		1,485 05		1,384 02	-101 03	
O'REILLY AUTOMOTIVE INC Symbol ORLY Exchange OTC	Feb 13, 09 Feb 23, 09	33 000 12 000	28 870 31 907	952 73 382 89	38 120 38 120	1,257 96 457 44	305 23 74 55	ST ST
	Mar 6, 09 May 1, 09 Aug 6, 09 Aug 7, 09	10 000 6 000 12 000 20 000	31 694 37 238 38 453 39 204	316 94 223 43 461 44 784 09	38 120 38 120 38 120 38 120	381 20 228 72 457 44 762 40	64 26 5 29 -4 00 -21 69	ST ST ST ST
Security total		93 000		3 121 52		3,545 16	423 64	
OAO GAZPROM LEVEL 1 ADR PROGRAM (RUSSIA) SPON ADR Symbol OGZPY Exchange OTC EAI \$2 Current yield 0.15%	Aug 17, 09 Aug 18, 09 Aug 20, 09	5 000 40 000 10 000	19 017 19 083 19 869	95 09 763 34 198 70	25 050 25 050 25 050	125 25 1,002 00 250 50	30 16 238 66 51 80	ST ST ST
Security total		55 000		1,057 13		1,377 75	320 62	
OMNICOM GROUP INC Symbol OMC Exchange NYSE EAI \$96 Current yield 1.53%	Nov 6, 07 Jun 10, 08 Jun 11, 08 Jun 12, 08 Jun 13, 08 Jun 16, 08 Jun 17, 08 Jul 17, 08 Dec 18, 08	79 000 2 000 5 000 3 000 4 000 3 000 4 000 14 000 46 000	49 130 46 129 46 043 46 133 46 493 47 011 47 064 42 403 27 667	3,881 27 92 26 230 22 138 40 185 97 141 03 188 26 593 65 1,272 71	39 150 39 150 39 150 39 150 39 150 39 150 39 150 39 150 39 150	3,092 85 78 30 195 75 117 45 156 60 117 45 156 60 548 10 1,800 90	-788 42 -13 96 -34 47 -20 95 -29 37 -23 58 -31 66 -45 55 528 19	LT LT LT LT LT LT LT LT LT

continued next page

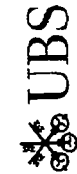


Account name: DENMAN FOUNDATION  
 Account number: HS 19729 FB

Your assets • Equities • Common stock (continued)

Holding	Trade date	Number of shares	Purchase price per share (\$)	Cost basis (\$)	Price per share on Dec. 31 (\$)	Value on Dec. 31 (\$)	Unrealized gain or loss (\$)	Holding period
<b>Security total</b>								
ORIX CORP SPON ADR		160,000		6,723.77		6,264.00	-459.77	
Symbol IX Exchange NYSE								
EAI \$17 Current yield 0.98%								
<b>Security total</b>								
PACCAR INC								
Symbol PCAR Exchange OTC								
EAI \$72 Current yield 0.99%								
	Nov 6, 07	101,000	56.017	5,657.81	36.270	3,663.27	-1,994.54	LT
	Jan 23, 08	11,000	44.390	488.29	36.270	398.97	-89.32	LT
	Jan 24, 08	7,000	46.169	323.18	36.270	253.89	-69.29	LT
	Jan 25, 08	7,000	46.870	328.09	36.270	253.89	-74.20	LT
	Jan 28, 08	3,000	47.610	142.83	36.270	108.81	-34.02	LT
	Jan 29, 08	9,000	45.976	413.79	36.270	326.43	-87.36	LT
	Jan 30, 08	7,000	45.476	318.33	36.270	253.89	-64.44	LT
	Jan 31, 08	6,000	46.393	278.36	36.270	217.62	-60.74	LT
	Jul 17, 08	7,000	44.139	308.97	36.270	253.89	-55.08	LT
	Oct 23, 08	3,000	23.093	69.28	36.270	108.81	39.53	LT
	Oct 24, 08	3,000	23.331	69.99	36.270	108.81	38.82	LT
	Oct 27, 08	3,000	23.088	69.26	36.270	108.81	39.55	LT
	Oct 28, 08	3,000	23.145	69.44	36.270	108.81	39.37	LT
	Oct 29, 08	3,000	26.434	79.30	36.270	108.81	29.51	LT
	Oct 8, 09	10,000	37.472	374.72	36.270	362.70	-12.02	ST
	Oct 9, 09	18,000	37.133	668.40	36.270	652.86	-15.54	ST
<b>Security total</b>								
		201,000		9,650.04		7,290.27	-2,369.77	
<b>PEARODY ENERGY CORP</b>								
Symbol BTU Exchange NYSE								
EAI \$36 Current yield 0.62%								
	Nov 6, 07	57,000	53.110	3,027.27	45.210	2,576.97	-450.30	LT
	Jan 23, 08	9,000	44.944	404.50	45.210	406.89	2.39	LT
	Sep 10, 08	11,000	48.296	531.26	45.210	497.31	-33.95	LT
	Sep 11, 08	7,000	48.399	338.80	45.210	316.47	-22.33	LT
	Sep 12, 08	3,000	52.328	156.99	45.210	135.63	-21.36	LT
	Sep 15, 08	9,000	49.804	448.24	45.210	406.89	-41.35	LT

continued next page



Private Wealth Solutions  
December 2009

Account name:  
DENMAN FOUNDATION  
HS 19729 FB

Account number:  
HS 19729 FB

Your Financial Advisor:  
BARNET FISHBEIN  
713-654-0200/800-553-3119

Your assets • Equities • Common stock (continued)

Holding	Trade date	Number of shares	Purchase price per share (\$)	Cost basis (\$)	Price per share on Dec. 31 (\$)	Value on Dec. 31 (\$)	Unrealized gain or loss (\$)	Holding period
Security total		129 000	26 901	5,894.81	45 210	5,832.09	-62.72	ST
PEPSICO INC								
Symbol PIP Exchange NYSE								
EAI \$272 Current yield 2.96%								
	Oct 1, 08	8 000	40 479	323.84	45 210	361.68	37.84	LT
	Jan 8, 09	11 000	26 117	287.29	45 210	497.31	210.02	ST
	Jan 9, 09	14 000	26 901	376.62	45 210	632.94	256.32	ST
Security total		33 000	26 901	1,007.75	135 630	1,491.93	484.18	
PETROLEUM GEO SERVICES ASA								
SPON ADR								
Symbol PGSVY Exchange OTC								
Security total		151 000	49 338	8,171.46	60 800	9,180.80	1,009.34	
PETROLEUM GEO SERVICES ASA								
SPON ADR								
Symbol PGSVY Exchange OTC								
Security total		149 000	7 143	1,064.34	11 512	1,715.28	650.94	ST
Pfizer Inc								
Symbol PFE Exchange NYSE								
EAI \$390 Current yield 3.96%								
Security total		541 000	13 563	7,384.69	18 190	9,840.79	2,456.10	
PRINCIPAL FINANCIAL GROUP INC								
Symbol PFG Exchange NYSE								
EAI \$94 Current yield 2.08%								
Security total		10 000	54 019	540.20	24 040	240.40	-299.80	LT
	Feb 5, 08	10 000	54 019	540.20	24 040	240.40	-299.80	LT
	Feb 6, 08	4 000	53 930	215.72	24 040	96.16	-119.56	LT

continued next page



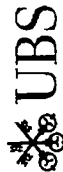
Account name: DENMAN FOUNDATION  
 Account number: HS 19729 FB

Your assets • Equities • Common stock (continued)

Holding	Trade date	Number of shares	Purchase price per share (\$)	Cost basis (\$)	Price per share on Dec. 31 (\$)	Value on Dec. 31 (\$)	Unrealized gain or loss (\$)	Holding period
	Feb 11, 08	4 000	54 199	216 80	24 040	96 16	-120 64	LT
	Mar 18, 08	10 000	50 831	508 32	24 040	240 40	-267 92	LT
	Mar 19, 08	10 000	53 347	533 47	24 040	240 40	-293 07	LT
	Mar 20, 08	2 000	54 637	109 28	24 040	48 08	-61 20	LT
	Jul 17, 08	10 000	39 083	390 84	24 040	240 40	-150 44	LT
	Dec 18, 08	27 000	19 416	524 24	24 040	649 08	124 84	LT
	Dec 19, 08	3 000	19 860	59 58	24 040	72 12	12 54	LT
	Dec 22, 08	29 000	19 419	563 17	24 040	697 16	133 99	LT
	May 29, 09	4 000	21 609	86 44	24 040	96 16	9 72	ST
	Jun 1, 09	5 000	22 693	113 47	24 040	120 20	6 73	ST
	Jun 2, 09	8 000	22 414	179 31	24 040	192 32	13 01	ST
	Jun 3, 09	13 000	20 867	271 28	24 040	312 52	41 24	ST
	Dec 4, 09	25 000	23 738	593 45	24 040	601 00	7 55	ST
	Dec 7, 09	24 000	23 656	567 77	24 040	576 96	9 19	ST
Security total		188 000		5,473 34		4,519 52	-953 82	
PROCTER & GAMBLE CO								
Symbol PG Exchange NYSE								
EAI \$364 Current yield 2.90%								
	Jul 7, 09	38 000	51 992	1,975 71	60 630	2,303 94	328 23	ST
	Jul 8, 09	27 000	52 201	1,409 44	60 630	1,637 01	227 57	ST
	Jul 9, 09	33 000	52 443	1,730 64	60 630	2,000 79	270 15	ST
	Jul 10, 09	16 000	52 135	834 17	60 630	970 08	135 91	ST
	Aug 13, 09	30 000	52 176	1,565 29	60 630	1,818 90	253 61	ST
	Aug 14, 09	30 000	52 211	1,566 35	60 630	1,818 90	252 55	ST
	Oct 8, 09	10 000	57 576	575 76	60 630	606 30	30 54	ST
	Oct 9, 09	23 000	57 464	1,321 69	60 630	1,394 49	72 80	ST
Security total		207 000		10,979 05		12,550 41	1,571 36	
PRUDENTIAL PLC ADR								
UNITED KINGDOM								
Symbol PUK Exchange NYSE								
EAI \$94 Current yield 2.99%								
	Nov 6, 07	77 000	31 294	2,409 70	20 390	1,570 03	-839 67	LT
	Jul 17, 08	21 000	21 099	443 09	20 390	428 19	-14 90	LT
	Oct 22, 08	26 000	10 967	285 16	20 390	530 14	244 98	LT
	Jan 14, 09	7 000	10 474	73 32	20 390	142 73	69 41	ST

continued next page

Private Wealth Solutions  
December 2009



Account name  
DENMAN FOUNDATION  
HS 19729 FB

Account number:

Your Financial Advisor:  
BARNET FISHER  
713-654-0200/800-553-3119

Your assets • Equities • Common stock (continued)

Holding	Trade date	Number of shares	Purchase price per share (\$)	Cost basis (\$)	Price per share on Dec. 31 (\$)	Value on Dec. 31 (\$)	Unrealized gain or loss (\$)	Holding period
Security total	Jan 15, 09	23 000	10 182	234 20	20 390	468 97	234 77	ST
Security total		154 000		3,445 47		3,140 06	-305 41	
QANTAS AIRWAYS LTD Symbol: QUBSF Exchange: OTC	Apr 6, 09	548 000	1 400	767 64	2 689	1,473 57	705 93	ST
	Apr 7, 09	398 000	1 410	561 42	2 689	1,070 22	508 80	ST
	Apr 8, 09	2 000	1 437	2 88	2 689	5 38	2 50	ST
	Apr 9, 09	73 000	1 411	103 01	2 689	196 30	93 29	ST
Security total		1,021 000		1,434 95		2,745 46	1,310 52	
QIAGEN N V Symbol: QGEN Exchange: OTC	Nov 6, 07	56 000	23 236	1,301 24	22 330	1,250 48	-50 76	LT
QUALCOMM INC Symbol: QCOM Exchange: OTC EAI \$86 Current yield 1.48%	Oct 27, 09	55 000	41 046	2,257 56	46 260	2,544 30	286 74	ST
	Oct 28, 09	35 000	41 618	1,456 65	46 260	1,619 10	162 45	ST
	Oct 29, 09	36 000	42 223	1 520 06	46 260	1,665 36	145 30	ST
Security total		126 000		5,234 27		5,828 76	594 49	
QUANTA SERVICES INC Symbol: PWR Exchange: NYSE	Jul 1, 08	38 000	32 649	1,240 69	20 840	791 92	-448 77	LT
	Jul 3, 08	17 000	30 628	520 68	20 840	354 28	-166 40	LT
	Jul 8, 08	24 000	28 548	685 16	20 840	500 16	-185 00	LT
	Jul 25, 08	35 000	31 036	1,086 26	20 840	729 40	-356 86	LT
	Mar 27, 09	24 000	22 655	543 73	20 840	500 16	-43 57	ST
Security total		138 000		4,076 52		2,875 92	-1,200 60	
REGAL BELOIT CORP Symbol: RBC Exchange: NYSE EAI \$90 Current yield 1.23%	May 19, 09	36 000	39 310	1,415 16	51 940	1,869 84	454 68	ST
	Aug 17, 09	10 000	44 417	444 18	51 940	519 40	75 22	ST
	Aug 21, 09	27 000	46 175	1,246 74	51 940	1,402 38	155 64	ST
	Aug 28, 09	8 000	46 481	371 86	51 940	415 52	43 66	ST
	Sep 14, 09	5 000	48 242	241 21	51 940	259 70	18 49	ST
	Sep 15, 09	10 000	48 587	485 88	51 940	519 40	33 52	ST
	Sep 16, 09	5 000	48 654	243 27	51 940	259 70	16 43	ST

continued next page



Account name: DENMAN FOUNDATION  
Account number: HS 19729 FB

Your assets • Equities • Common stock (continued)

Holding	Trade date	Number of shares	Purchase price per share (\$)	Cost basis (\$)	Price per share on Dec. 31 (\$)	Value on Dec. 31 (\$)	Unrealized gain or loss (\$)	Holding period
	Sep 18, 09	14 000	47 898	670 58	51 940	727 16	56 58	ST
	Oct 2, 09	9 000	43 403	390 63	51 940	467 46	76 83	ST
	Oct 12, 09	17 000	48 137	818 34	51 940	882 98	64 64	ST
Security total		141 000		6,327 85		7,323 54	995 69	
RICOH LTD ADR JAPAN ADR								
Symbol RICOY Exchange OTC								
EAI \$58 Current yield 2.22%								
	Aug 21, 09	25 000	67 987	1,699 68	70 573	1,764 32	64 64	ST
	Aug 26, 09	3 000	71 932	215 80	70 573	211 72	-4 08	ST
	Oct 16, 09	9 000	69 611	626 51	70 573	635 16	8 65	ST
Security total		37 000		2,541 99		2,611 20	69 21	
RIO TINTO PLC SPON ADR								
Symbol RTP Exchange NYSE								
EAI \$103 Current yield 2.52%								
	Aug 21, 08	1 000	389 663	389 66	215 390	215 39	-174 27	LT
	Aug 22, 08	3 000	381 429	1,144 29	215 390	646 17	-498 12	LT
	Sep 10, 08	1 000	301 715	301 72	215 390	215 39	-86 33	LT
	Oct 1, 08	5 000	250 012	1,250 06	215 390	1,076 95	-173 11	LT
	Oct 2, 08	1 000	231 537	231 54	215 390	215 39	-16 15	LT
	Oct 23, 08	4 000	142 161	568 65	215 390	861 56	292 91	LT
	Nov 6, 09	4 000	192 603	770 41	215 390	861 56	91 15	ST
Security total		19 000		4,656 33		4,092 41	-563 92	
ROCHE HLDG LTD SPONS ADR SWITZ								
Symbol RHHBY Exchange OTC								
EAI \$94 Current yield 1.57%								
	Nov 6 07	102 000	42 725	4,357 95	42 515	4 336 53	-21 42	LT
	Jul 17, 08	20 000	43 913	878 27	42 515	850 30	-27 97	LT
	Feb 11, 09	11 000	31 908	351 00	42 515	467 66	116 66	ST
	Aug 18, 09	8 000	38 565	308 53	42 515	340 12	31 59	ST
Security total		141 000		5,895 75		5,994 61	98 86	
ROYAL DUTCH SHELL PLC CL A								
Symbol RDSA Exchange NYSE								
EAI \$191 Current yield 4.74%								
	Sep 14, 09	5 000	57 999	290 00	60 110	300 55	10 55	ST
	Sep 15, 09	62 000	58 078	3,600 89	60 110	3,726 82	125 93	ST
Security total		67 000		3,890 89		4,027 37	136 48	

continued next page

Private Wealth Solutions  
December 2009



Account name:  
DENMAN FOUNDATION  
Account number:  
HS 19729 FB

Your Financial Advisor  
BARNET FISHBEIN  
713-654-0200/800-553-3119

Your assets • Equities • Common stock (continued)

Holding	Trade date	Number of shares	Purchase price per share (\$)	Cost basis (\$)	Price per share on Dec. 31 (\$)	Value on Dec. 31 (\$)	Unrealized gain or loss (\$)	Holding period
RYANAIR HOLDINGS PLC SPON ADR Symbol RYAAY Exchange OTC	Jun 10, 08	2 000	28 969	57 94	26 810	53 62	-4 32	LT
	Jun 11, 08	19 000	28 612	543 64	26 810	509 39	-34 25	LT
	Jun 12, 08	8 000	29 260	234 09	26 810	214 48	-19 61	LT
	Nov 6, 09	15 000	26 867	403 01	26 810	402 15	-0 86	ST
Security total		44 000		1,238 68		1,179 64	-59 04	
RYDER SYSTEM INC Symbol R Exchange NYSE EAI \$126 Current yield 2.43%	Nov 5, 08	7 000	39 501	276 51	41 170	288 19	11 68	LT
	Nov 6, 08	4 000	38 127	152 51	41 170	164 68	12 17	LT
	Nov 7, 08	2 000	37 987	75 98	41 170	82 34	6 36	LT
	Nov 10, 08	5 000	38 539	192 70	41 170	205 85	13 15	LT
	Nov 11, 08	4 000	37 167	148 67	41 170	164 68	16 01	LT
	Nov 12, 08	3 000	36 384	109 15	41 170	123 51	14 36	LT
	Nov 13, 08	4 000	36 052	144 21	41 170	164 68	20 47	LT
	Nov 14, 08	8 000	37 420	299 36	41 170	329 36	30 00	LT
	Feb 5, 09	6 000	31 282	187 69	41 170	247 02	59 33	ST
	Feb 6, 09	21 000	33 474	702 96	41 170	864 57	161 61	ST
	Feb 9, 09	13 000	33 787	439 24	41 170	535 21	95 97	ST
	May 12, 09	5 000	26 911	134 56	41 170	205 85	71 29	ST
	May 13, 09	29 000	25 734	746 29	41 170	1,193 93	447 64	ST
	May 14, 09	15 000	26 013	390 20	41 170	617 55	227 35	ST
Security total		126 000		4,000 03		5,187 42	1,187 39	
SAGE GROUP PLC ADR Symbol SGPY Exchange OTC EAI \$59 Current yield 2.82%	Aug 18, 09	25 000	14 187	354 70	14 211	355 27	0 57	ST
	Aug 20, 09	50 000	15 012	750 63	14 211	710 55	-40 08	ST
	Aug 21, 09	72 000	14 859	1,069 86	14 211	1,023 19	-46 67	ST
Security total		147 000		2,175 19		2,089 01	-86 18	
SALESFORCE COM INC Symbol CRM Exchange NYSE	May 21, 09	14 000	39 579	554 11	73 770	1,032 78	478 67	ST
	May 22, 09	8 000	36 116	288 93	73 770	590 16	301 23	ST

continued next page



Account name DENMAN FOUNDATION  
Account number HS 19729 FB

Your assets > Equities > Common stock (continued)

Holding	Trade date	Number of shares	Purchase price per share (\$)	Cost basis (\$)	Price per share on Dec. 31 (\$)	Value on Dec. 31 (\$)	Unrealized gain or loss (\$)	Holding period
	May 22, 09	4 000	36 163	144 66	73 770	295 08	150 42	ST
	Oct 26, 09	4 000	61 415	245 66	73 770	295 08	49 42	ST
	Nov 23, 09	8 000	64 388	515 11	73 770	590 16	75 05	ST
Security total		38 000		1,748 47		2,803 26	1,054 79	
<b>SAMPO OYJ ADR</b>								
Symbol SAXPY Exchange OTC								
EAI \$58 Current yield 3.39%	Oct 16, 09	140 000	13 059	1,828 37	12 210	1,709 40	-118 97	ST
<b>SBA COMMUNICATIONS CORP CL A</b>								
Symbol SBAC Exchange OTC	Mar 14, 08	9 000	28 381	255 43	34 160	307 44	52 01	LT
	Mar 17, 08	15 000	27 354	410 31	34 160	512 40	102 09	LT
	Oct 8, 08	41 000	15 516	636 18	34 160	1,400 56	764 38	LT
Security total		65 000		1,301 92		2,220 40	918 48	
<b>SCHEIN HENRY INC</b>								
Symbol HSIC Exchange OTC	Apr 16, 08	26 000	55 584	1,445 20	52 600	1,367 60	-77 60	LT
	May 21, 09	7 000	43 231	302 62	52 600	368 20	65 58	ST
Security total		33 000		1,747 82		1,735 80	-12 02	
<b>SCOTT'S MIRACLE-GRO CO CL A</b>								
Symbol SMG Exchange NYSE	Jul 21, 09	29 000	38 739	1,123 44	39 310	1,139 99	16 55	ST
EAI \$38 Current yield 1.27%	Aug 6, 09	11 000	39 537	434 91	39 310	432 41	-2 50	ST
	Nov 10, 09	11 000	42 789	470 69	39 310	432 41	-38 28	ST
	Dec 11, 09	25 000	39 355	983 88	39 310	982 75	-1 13	ST
Security total		76 000		3,012 92		2,987 56	-25 36	
<b>SGS SA ADR</b>								
Symbol SGS0Y Exchange OTC	Oct 20, 09	15 000	13 764	206 46	13 069	196 03	-10 43	ST
EAI \$37 Current yield 1.99%	Oct 21, 09	25 000	13 828	345 71	13 069	326 72	-18 99	ST
	Oct 22, 09	25 000	13 645	341 15	13 069	326 72	-14 43	ST
	Oct 23, 09	10 000	13 702	137 03	13 069	130 69	-6 34	ST
	Oct 26, 09	15 000	13 565	203 48	13 069	196 03	-7 45	ST
	Oct 27, 09	28 000	13 475	377 32	13 069	365 93	-11 39	ST
	Nov 12, 09	10 000	12 714	127 15	13 069	130 69	3 54	ST
	Nov 13, 09	14 000	12 813	179 38	13 069	182 97	3 59	ST

continued next page

Private Wealth Solutions  
December 2009



Account name.  
Account number

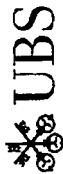
DENMAN FOUNDATION  
HS 19729 FB

Your Financial Advisor:  
BARNET FISHBEIN  
713-654-0200/800-553-3119

Your assets • Equities • Common stock (continued)

Holding	Trade date	Number of shares	Purchase price per share (\$)	Cost basis (\$)	Price per share on Dec. 31 (\$)	Value on Dec. 31 (\$)	Unrealized gain or loss (\$)	Holding period
Security total		142,000		1,917.68		1,855.79	-61.90	
SHIN ETSU CHEM CO LTD ADR								
Symbol SHECY Exchange OTC								
EAI \$49 Current yield 1.69%								
	Dec 11, 08	27,000	44.066	1,189.81	56.750	1,532.25	342.44	LT
	Dec 12, 08	7,000	43.792	306.55	56.750	397.25	90.70	LT
	Jan 14, 09	4,000	47.555	190.22	56.750	227.00	36.78	ST
	Jan 15, 09	7,000	46.221	323.55	56.750	397.25	73.70	ST
	Jan 16, 09	6,000	47.379	284.27	56.750	340.50	56.23	ST
Security total		51,000		2,294.40		2,894.25	599.85	
SHIRE PLC SPON ADR								
Symbol SHPGY Exchange OTC								
EAI \$11 Current yield 0.52%								
	Mar 4, 08	28,000	58.793	1,646.23	58.700	1,643.60	-2.63	LT
	Jul 17, 08	8,000	46.072	368.58	58.700	469.60	101.02	LT
Security total		36,000		2,014.81		2,113.20	98.39	
SOLARWINDS INC								
Symbol SWI Exchange NYSE								
	Nov 13, 09	68,000	19.460	1,323.28	23.010	1,564.68	241.40	ST
	Nov 23, 09	22,000	19.187	422.12	23.010	506.22	84.10	ST
Security total		90,000		1,745.40		2,070.90	325.50	
SOLERA HOLDINGS INC								
Symbol SLH Exchange NYSE								
EAI \$30 Current yield 0.69%								
	Jun 4, 08	49,000	26.500	1,298.50	36.010	1,764.49	465.99	LT
	Feb 13, 09	22,000	23.653	520.38	36.010	792.22	271.84	ST
	Feb 17, 09	8,000	22.473	179.78	36.010	288.08	108.30	ST
	Apr 9, 09	9,000	24.926	224.34	36.010	324.09	99.75	ST
	Apr 15, 09	14,000	22.657	317.20	36.010	504.14	186.94	ST
	Apr 24, 09	19,000	23.209	440.98	36.010	684.19	243.21	ST
Security total		121,000		2,981.18		4,357.21	1,376.03	
SOUTHWEST AIRLINES CO								
Symbol LUV Exchange NYSE								
EAI \$7 Current yield 0.16%								
	Oct 9, 09	310,000	9.608	2,978.76	11.430	3,543.30	564.54	ST
	Oct 12, 09	80,000	9.559	764.78	11.430	914.40	149.62	ST
Security total		390,000		3,743.54		4,457.70	714.16	

continued next page

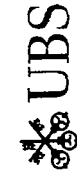


Account name: DENMAN FOUNDATION  
 Account number: HS 19729 FB

Your assets • Equities • Common stock (continued)

Holding	Trade date	Number of shares	Purchase price per share (\$)	Cost basis (\$)	Price per share on Dec. 31 (\$)	Value on Dec. 31 (\$)	Unrealized gain or loss (\$)	Holding period
<b>SOWSTN ENERGY CO</b>								
Symbol SWN Exchange NYSE								
	Jan 18, 08	3 000	25 426	76 28	48 200	144 60	68 32	LT
	Jan 22, 08	44 000	24 900	1,095 60	48 200	2,120 80	1,025 20	LT
	Jan 29, 09	36 000	32 458	1,168 49	48 200	1,735 20	566 71	ST
Security total		83 000		2,340 37		4,000 60	1,660 23	
<b>SPX CORPORATION</b>								
Symbol SPW Exchange NYSE								
EAI \$47 Current yield 1 83%								
	Jan 16, 08	23 000	94 666	2,177 32	54 700	1,258 10	-919 22	LT
	Sep 18, 09	6 000	63 924	383 55	54 700	328 20	-55 35	ST
	Oct 29, 09	11 000	55 521	610 73	54 700	601 70	-9 03	ST
	Nov 10, 09	7 000	56 396	394 77	54 700	382 90	-11 87	ST
Security total		47 000		3,566 37		2,570 90	-995 47	
<b>STEC INC</b>								
Symbol STEC Exchange OTC								
	Aug 6, 09	48 000	30 513	1,464 66	16 340	784 32	-680 34	ST
	Sep 17, 09	18 000	33 340	600 13	16 340	294 12	-306 01	ST
	Sep 18, 09	9 000	30 233	272 10	16 340	147 06	-125 04	ST
	Sep 24, 09	17 000	29 048	493 83	16 340	277 78	-216 05	ST
	Oct 5, 09	15 000	28 090	421 35	16 340	245 10	-176 25	ST
	Oct 9, 09	8 000	26 880	215 04	16 340	130 72	-84 32	ST
	Oct 21, 09	16 000	25 427	406 83	16 340	261 44	-145 39	ST
Security total		131 000		3,873 94		2,140 54	-1,733 40	
<b>STRAYER EDUCATION INC</b>								
Symbol STRA Exchange OTC								
EAI \$54 Current yield 1 41%								
	Mar 17, 08	9 000	153 761	1,383 86	212 520	1,912 68	528 82	LT
	Mar 28, 08	1 000	154 066	154 07	212 520	212 52	58 45	LT
	Dec 26, 08	1 000	206 713	206 71	212 520	212 52	5 81	LT
	Jan 8, 09	2 000	195 057	390 12	212 520	425 04	34 92	ST
	Feb 13, 09	2 000	189 475	378 95	212 520	425 04	46 09	ST
	Mar 6, 09	3 000	157 567	472 70	212 520	637 56	164 86	ST
Security total		18 000		2,986 41		3,825 36	838 95	

continued next page



Private Wealth Solutions  
December 2009

Account name  
Account number

DENMAN FOUNDATION  
HS 19729 FB

Your Financial Advisor:  
BARNET FISHBEIN  
713-654-0200/800-553-3119

Your assets • Equities • Common stock (continued)

Holding	Trade date	Number of shares	Purchase price per share (\$)	Cost basis (\$)	Price per share on Dec. 31 (\$)	Value on Dec. 31 (\$)	Unrealized gain or loss (\$)	Holding period
<b>SUMITOMO MITSUI FINANCIAL GROUP INC ADR</b>								
Symbol SMFY Exchange OTC								
EAI \$37 Current yield 1.81%								
	Nov 6, 07	151 000	7 320	1 105 32	2 841	428 99	-676 33	LT
	Mar 4, 08	38 000	7 020	266 79	2 841	107 96	-158 83	LT
	Mar 5, 08	17 000	6 874	116 86	2 841	48 30	-68 56	LT
	May 16, 08	5 000	8 411	42 06	2 841	14 20	-27 86	LT
	May 19, 08	54 000	8 427	455 10	2 841	153 41	-301 69	LT
	Jul 17, 08	79 000	7 954	628 38	2 841	224 44	-403 94	LT
	Sep 30, 08	1 000	6 120	6 12	2 841	2 84	-3 28	LT
	Oct 1, 08	106 000	6 196	656 85	2 841	301 15	-355 70	LT
	Oct 10, 08	26 000	5 485	142 62	2 841	73 87	-68 75	LT
	Dec 11, 08	99 000	3 593	355 77	2 841	281 26	-74 51	LT
	May 1, 09	60 000	3 533	212 03	2 841	170 46	-41 57	ST
	Aug 17, 09	5 000	4 155	20 78	2 841	14 20	-6 58	ST
	Aug 18, 09	80 000	4 248	339 84	2 841	227 28	-112 56	ST
Security total		721 000		4,348 52		2,048 36	-2,300 16	
<b>TALECRIS BIOTHERAPEUTICS</b>								
Symbol TLCR Exchange OTC								
	Oct 1, 09	45 000	20 695	931 29	22 270	1,002 15	70 86	ST
	Oct 2, 09	20 000	22 007	440 15	22 270	445 40	5 25	ST
	Oct 5, 09	10 000	22 149	221 49	22 270	222 70	1 21	ST
	Oct 6, 09	5 000	21 859	109 30	22 270	111 35	2 05	ST
	Oct 7, 09	5 000	21 302	106 51	22 270	111 35	4 84	ST
	Nov 13, 09	35 000	21 992	769 74	22 270	779 45	9 71	ST
Security total		120 000		2,578 48		2,672 40	93 92	
<b>TD AMERITRADE HOLDING CORP</b>								
Symbol AMTD Exchange OTC								
	Nov 6, 07	52 000	18 829	979 15	19 380	1,007 76	28 61	LT
	Nov 9, 07	32 000	18 016	576 53	19 380	620 16	43 63	LT
	Mar 14, 08	65 000	16 602	1,079 15	19 380	1,259 70	180 55	LT
	Mar 17, 08	13 000	15 442	200 75	19 380	251 94	51 19	LT
	Dec 21, 09	27 000	18 629	503 00	19 380	523 26	20 26	ST
	Dec 28, 09	24 000	19 515	468 38	19 380	465 12	-3 26	ST

continued next page



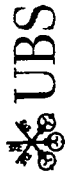
Account name: DENMAN FOUNDATION  
Account number: HS 19729 FB

Your assets • Equities • Common stock (continued)

Holding	Trade date	Number of shares	Purchase price per share (\$)	Cost basis (\$)	Price per share on Dec. 31 (\$)	Value on Dec. 31 (\$)	Unrealized gain or loss (\$)	Holding period
Security total		213 000		3 806 96		4,127 94	320 98	
TELEKOM AUSTRIA AG SPON ADR								
Symbol TKAGY Exchange OTC								
EAI \$101 Current yield 5.44%								
	Mar 4, 08	21 000	43 598	915 57	28 551	599 57	-316 00	LT
	Mar 5, 08	7 000	42 678	298 75	28 551	199 86	-98 89	LT
	Mar 7, 08	1 000	44 179	44 18	28 551	28 55	-15 63	LT
	Mar 10, 08	1 000	45 353	45 35	28 551	28 55	-16 80	LT
	Jun 11, 08	3 000	47 222	141 67	28 551	85 65	-56 02	LT
	Jun 12, 08	1 000	46 176	46 18	28 551	28 55	-17 63	LT
	Jul 17, 08	9 000	42 371	381 35	28 551	256 96	-124 39	LT
	Aug 25, 08	22 000	42 198	928 36	28 551	628 12	-300 24	LT
Security total		65 000		2,801 41		1,855 81	-945 60	
TELENOR ASA ADR								
Symbol TELNY Exchange OTC								
	Jan 14, 09	17 000	20 180	343 06	42 091	715 55	372 49	ST
	Jan 15, 09	18 000	19 689	354 42	42 091	757 64	403 22	ST
	Jan 16, 09	30 000	20 649	619 49	42 091	1,262 73	643 24	ST
	Jan 20, 09	4 000	19 140	76 56	42 091	168 36	91 80	ST
	Aug 18, 09	15 000	27 535	413 04	42 091	631 36	218 32	ST
Security total		84 000		1,806 57		3,535 64	1,729 07	
TERADATA CORP NEW (DELA)								
Symbol TDC Exchange NYSE								
	Nov 6, 07	26 000	27 060	703 56	31 430	817 18	113 62	LT
	Nov 30, 07	4 000	26 080	104 32	31 430	125 72	21 40	LT
	Dec 3, 07	11 000	26 153	287 69	31 430	345 73	58 04	LT
	Apr 15, 09	25 000	15 608	390 22	31 430	785 75	395 53	ST
	May 1, 09	18 000	16 827	302 90	31 430	565 74	262 84	ST
	Oct 26, 09	12 000	29 006	348 08	31 430	377 16	29 08	ST
Security total		96 000		2,136 77		3 017 28	880 51	
TETRA TECH INC NEW								
Symbol TTEK Exchange OTC								
	May 7, 09	10 000	24 476	244 77	27 170	271 70	26 93	ST
	May 8, 09	21 000	24 797	520 75	27 170	570 57	49 82	ST
	May 11, 09	13 000	24 496	318 45	27 170	353 21	34 76	ST
	May 12, 09	13 000	24 128	313 67	27 170	353 21	39 54	ST
	Jul 30, 09	15 000	29 850	447 76	27 170	407 55	-40 21	ST

continued next page

Private Wealth Solutions  
December 2009



Account name:  
DENMAN FOUNDATION  
HS 19729 FB

Account number:  
HS 19729 FB

Your Financial Advisor:  
BARNET FISHBEIN  
713-654-0200/800-553-3119

Your assets • Equities • Common stock (continued)

Holding	Trade date	Number of shares	Purchase price per share (\$)	Cost basis (\$)	Price per share on Dec 31 (\$)	Value on Dec 31 (\$)	Unrealized gain or loss (\$)	Holding period
	Aug 7, 09	30 000	30 010	900 32	27 170	815 10	-85 22	ST
	Aug 10, 09	20 000	29 637	592 75	27 170	543 40	-49 35	ST
	Sep 14, 09	12 000	28 225	338 70	27 170	326 04	-12 66	ST
	Sep 16, 09	20 000	28 742	574 86	27 170	543 40	-31 46	ST
Security total		154 000		4,252 03		4,184 18	-67 85	
THERMO FISHER SCIENTIFIC INC								
Symbol	TMO	Exchange	NYSE					
Symbol	THK CO LTD ADR	Exchange	NYSE					
Symbol	THKLY	Exchange	OTC					
EAI	\$13	Current yield	0 77%					
	Jan 15, 09	21 000	6 492	136 33	8 730	183 33	47 00	ST
	Jan 16, 09	16 000	6 287	100 61	8 730	139 68	39 07	ST
	Jan 20, 09	91 000	6 547	595 83	8 730	794 43	198 60	ST
	Jan 21, 09	65 000	6 414	416 92	8 730	567 45	150 53	ST
Security total		193 000		1,249 69		1,684 89	435 20	
TIME WARNER INC NEW								
Symbol	TWX	Exchange	NYSE					
EAI	\$137	Current yield	2 58%					
	Oct 16, 09	15 000	28 328	424 93	29 140	437 10	12 17*	ST
	Oct 19, 09	30 000	29 073	872 21	29 140	874 20	1 99*	ST
	Oct 20, 09	30 000	29 137	874 11	29 140	874 20	0 09*	ST
	Oct 21, 09	70 000	29 354	2,054 82	29 140	2,039 80	-15 02*	ST
	Oct 22, 09	37 000	29 473	1,090 53	29 140	1,078 18	-12 35*	ST
Security total		182 000		5,316 60		5,303 48	-13 12	
TNT NV SPON ADR								
Symbol	TNTTY	Exchange	OTC					
	Nov 6, 07	38 000	39 455	1,499 33	30 847	1,172 18	-327 15	LT
	Jan 16, 09	13 000	17 713	230 27	30 847	401 01	170 74	ST
Security total		51 000		1 729 60		1,573 19	-156 41	
TRANSCANADA CORP (HOLDING CO)								
Symbol	TRP	Exchange	NYSE					
EAI	\$77	Current yield	4 15%					
	Nov 6, 07	31 000	43 070	1 335 17	34 370	1 065 47	-269 70	LT
	Mar 7, 08	1 000	40 153	40 15	34 370	34 37	-5 78	LT
	May 16, 08	10 000	38 542	385 42	34 370	343 70	-41 72	LT
	Jul 17, 08	12 000	37 115	445 39	34 370	412 44	-32 95	LT
Security total		54 000		2,206 13		1,855 98	-350 15	

continued next page



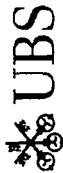
Account name: DENMAN FOUNDATION  
 Account number: HS 19729 FB

Your assets • Equities • Common stock (continued)

Holding	Trade date	Number of shares	Purchase price per share (\$)	Cost basis (\$)	Price per share on Dec 31 (\$)	Value on Dec 31 (\$)	Unrealized gain or loss (\$)	Holding period
<b>TREEHOUSE FOODS INC</b>								
Symbol THS Exchange NYSE	Oct 9, 09	36 000	35 277	1,269 98	38 860	1,398 96	128 98	ST
	Dec 22, 09	22 000	38 142	839 13	38 860	854 92	15 79	ST
Security total		58 000		2,109 11		2,253 88	144 77	
<b>TULLOW OIL PLC SPON ADR</b>								
Exchange OTC	Aug 22, 08	6 000	149 710	898 26	205 000	1,230 00	331 74	LT
	Aug 26, 08	2 000	148 149	296 30	205 000	410 00	113 70	LT
Security total		8 000		1,194 56		1,640 00	445 44	
<b>ULTRA PETROLEUM CORP (CANADA)</b>								
ORD								
Symbol UPL Exchange NYSE	Sep 10, 08	8 000	54 129	433 03	49 860	398 88	-34 15	LT
	Sep 11, 08	5 000	55 144	275 72	49 860	249 30	-26 42	LT
	Sep 12, 08	3 000	59 667	179 00	49 860	149 58	-29 42	LT
	Sep 15, 08	4 000	56 665	226 66	49 860	199 44	-27 22	LT
	Sep 16, 08	5 000	54 189	270 95	49 860	249 30	-21 65	LT
	Sep 17, 08	4 000	55 251	221 01	49 860	199 44	-21 57	LT
	Sep 18, 08	5 000	55 025	275 13	49 860	249 30	-25 83	LT
	Sep 26, 08	1 000	57 759	57 76	49 860	49 86	-7 90	LT
	Sep 29, 08	5 000	52 556	262 78	49 860	249 30	-13 48	LT
	Sep 30, 08	2 000	54 623	109 25	49 860	99 72	-9 53	LT
	Feb 5, 09	6 000	38 151	228 91	49 860	299 16	70 25	ST
	Feb 6, 09	9 000	39 330	353 97	49 860	448 74	94 77	ST
	Feb 9, 09	17 000	40 833	694 16	49 860	847 62	153 46	ST
	Feb 10, 09	36 000	39 912	1,436 87	49 860	1,794 96	358 09	ST
Security total		110 000		5,025 20		5,484 60	459 40	
<b>UNITEDHEALTH GROUP INC</b>								
Symbol UNH Exchange NYSE	Oct 27, 09	130 000	26 170	3,402 22	30 480	3,962 40	560 18	ST
EAI \$4 Current yield 0 10%								
<b>URBAN OUTFITTERS INC</b>								
Symbol URBN Exchange OTC	May 1, 09	52 000	19 237	1,000 33	34 990	1,819 48	819 15	ST
	May 26, 09	8 000	20 374	163 00	34 990	279 92	116 92	ST
	Sep 18, 09	11 000	31 283	344 12	34 990	384 89	40 77	ST
	Oct 9, 09	9 000	31 136	280 23	34 990	314 91	34 68	ST

continued next page

Private Wealth Solutions  
December 2009



Account name  
Account number

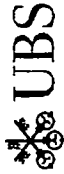
DENMAN FOUNDATION  
HS 19729 FB

Your Financial Advisor:  
BARNET FISHBEIN  
713-654-0200/800-553-3119

Your assets • Equities • Common stock (continued)

Holding	Trade date	Number of shares	Purchase price per share (\$)	Cost basis (\$)	Price per share on Dec 31 (\$)	Value on Dec 31	Unrealized gain or loss (\$)	Holding period
Security total	Nov 10, 09	13 000	32 678	424 82	34 990	454 87	30 05	ST
Security total		93 000		2,212 50		3,254 07	1,041 57	
VIACOM INC NEW CL B Symbol VIAB Exchange NYSE	Mar 19, 09	10 000	16 269	162 69	29 730	297 30	134 61	ST
	Mar 20, 09	16 000	16 398	262 38	29 730	475 68	213 30	ST
	Mar 23, 09	7 000	17 639	123 47	29 730	208 11	84 64	ST
	Mar 24, 09	12 000	18 322	219 87	29 730	356 76	136 89	ST
	Mar 25, 09	11 000	18 264	200 91	29 730	327 03	126 12	ST
	Mar 26, 09	19 000	18 232	346 42	29 730	564 87	218 45	ST
	Mar 27, 09	25 000	17 775	444 40	29 730	743 25	298 85	ST
	Mar 30, 09	35 000	17 111	598 90	29 730	1,040 55	441 65	ST
	Mar 31, 09	21 000	17 473	366 95	29 730	624 33	257 38	ST
	Apr 2, 09	22 000	19 189	422 17	29 730	654 06	231 89	ST
	Apr 3, 09	14 000	19 521	273 30	29 730	416 22	142 92	ST
Security total		192 000		3,421 46		5,708 16	2,286 70	
VMWARE INC CL A Symbol VMW Exchange NYSE	Sep 29, 08	24 000	25 616	614 79	42 380	1,017 12	402 33	LT
	Oct 2, 08	16 000	24 853	397 65	42 380	678 08	280 43	LT
	Oct 3, 08	22 000	23 237	511 22	42 380	932 36	421 14	LT
	Oct 6, 08	16 000	21 010	336 16	42 380	678 08	341 92	LT
	Oct 23, 08	5 000	19 745	98 73	42 380	211 90	113 17	LT
	Oct 24, 08	3 000	21 453	64 36	42 380	127 14	62 78	LT
	Oct 27, 08	7 000	23 557	164 91	42 380	296 66	131 75	LT
	Oct 28, 08	4 000	25 161	100 65	42 380	169 52	68 87	LT
	Oct 29, 08	7 000	28 445	199 12	42 380	296 66	97 54	LT
	Nov 5, 08	13 000	28 316	368 12	42 380	550 94	182 82	LT
	Nov 6, 08	6 000	26 462	158 78	42 380	254 28	95 50	LT
Security total		123 000		3 014 49		5,212 74	2,198 25	
VODAFONE GROUP PLC NEW SPON ADR Symbol VOD Exchange OTC EAI \$290 Current yield 5.58%	Nov 6, 07	109 000	39 040	4 255 36	23 090	2,516 81	-1,738 55	LT

continued next page



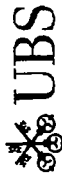
Account name DENMAN FOUNDATION  
Account number HS 19729 FB

Your assets • Equities • Common stock (continued)

Holding	Trade date	Number of shares	Purchase price per share (\$)	Cost basis (\$)	Price per share on Dec 31 (\$)	Value on Dec 31 (\$)	Unrealized gain or loss (\$)	Holding period
	Jul 17, 08	25 000	29 956	748 92	23 090	577 25	-171 67	LT
	Aug 21, 08	15 000	25 425	381 38	23 090	346 35	-35 03	LT
	Aug 22, 08	76 000	25 893	1,967 91	23 090	1,754 84	-213 07	LT
Security total		225 000		7,353 57		5,195 25	-2,158 32	
WAL MART STORES INC								
Symbol	WMT	Exchange	NYSE					
EAI	\$155	Current yield	2 04%					
	Sep 2, 09	55 000	50 958	2,802 72	53 450	2,939 75	137 03	ST
	Sep 3, 09	35 000	51 518	1,803 13	53 450	1,870 75	67 62	ST
	Sep 4, 09	17 000	51 710	879 08	53 450	908 65	29 57	ST
	Oct 8, 09	10 000	49 802	498 03	53 450	534 50	36 47	ST
	Oct 9, 09	25 000	49 818	1,245 46	53 450	1,336 25	90 79	ST
Security total		142 000		7,228 42		7,589 90	361 48	
WELLS FARGO & CO NEW								
Symbol	WFC	Exchange	NYSE					
EAI	\$75	Current yield	0 74%					
	Nov 6, 07	90 000	32 080	2,887 20	26 990	2,429 10	-458 10	LT
	Jan 23, 08	44 000	29 343	1,291 11	26 990	1,187 56	-103 55	LT
	Jul 10, 08	8 000	23 495	187 97	26 990	215 92	27 95	LT
	Jul 23, 09	110 000	24 317	2 674 87	26 990	2,968 90	294 03	ST
	Dec 15, 09	122 000	25 900	3,159 81	26 990	3,292 78	132 97	ST
Security total		374 000		10,200 96		10,094 26	-106 70	
WMS INDUSTRIES INC								
Symbol	WMS	Exchange	NYSE					
	Nov 6, 07	38 000	35 280	1,340 64	40 000	1,520 00	179 36	LT
	Jan 18, 08	5 000	31 952	159 76	40 000	200 00	40 24	LT
	Jan 22, 08	21 000	32 145	675 06	40 000	840 00	164 94	LT
	Mar 28, 08	10 000	35 542	355 43	40 000	400 00	44 57	LT
	Oct 3, 08	21 000	25 623	538 10	40 000	840 00	301 90	LT
	Feb 23 09	26 000	18 620	484 14	40 000	1,040 00	555 86	ST
	Feb 25, 09	5 000	18 545	92 73	40 000	200 00	107 27	ST
	Feb 26, 09	8 000	18 495	147 97	40 000	320 00	172 03	ST
	Feb 27, 09	10 000	18 493	184 94	40 000	400 00	215 06	ST
	Mar 4, 09	13 000	16 712	217 27	40 000	520 00	302 73	ST
	Jun 12, 09	17 000	28 829	490 09	40 000	680 00	189 91	ST
	Oct 27, 09	16 000	43 655	698 49	40 000	640 00	-58 49	ST

continued next page

Private Wealth Solutions  
December 2009



Account name  
DENMAN FOUNDATION  
Account number  
HS 19729 FB

Your Financial Advisor:  
BARNET FISHBEIN  
713-654-0200/800-553-3119

Your assets • Equities • Common stock (continued)

Holding	Trade date	Number of shares	Purchase price per share (\$)	Cost basis (\$)	Price per share on Dec 31 (\$)	Value on Dec 31 (\$)	Unrealized gain or loss (\$)	Holding period
Security total		190,000		5,384.62		7,600.00	2,215.38	
<b>Total</b>				<b>\$668,247.69</b>		<b>\$707,474.46</b>	<b>\$39,083.11</b>	

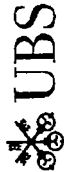
Total estimated annual income \$10,233

Astensk \* indicates the calculation of unrealized gains/losses based upon a UBS Financial Services adjustment to cost basis

Closed end mutual funds

Holding	Trade date	Number of shares	Purchase price per share (\$)	Cost basis (\$)	Price per share on Dec 31 (\$)	Value on Dec 31 (\$)	Unrealized gain or loss (\$)	Holding period
<b>ISHARES TRUST RUSSELL 2000 INDEX FUND</b>								
Symbol IWM Exchange NYSE	Nov 6, 07	954,000	78.237	74,638.95	62.440	59,567.76	-15,071.19	LT
EAI \$1.084 Current yield 1.62%	Jan 23, 08	116,000	66.762	7,744.43	62.440	7,243.04	-501.39	LT
Security total		1,070,000		82,383.38		66,810.80	-15,572.58	
<b>ISHARES TRUST RUSSELL MIDCAP GROWTH INDEX FUND</b>								
Symbol IWP Exchange NYSE	Nov 6, 07	301,000	58.100	17,488.10	45.340	13,647.34	-3,840.76	LT
EAI \$2.63 Current yield 0.87%	Jan 23, 08	258,000	48.746	12,576.49	45.340	11,697.72	-878.77	LT
	Jul 17, 08	104,000	51.016	5,305.73	45.340	4,715.36	-590.37	LT
Security total		663,000		35,370.32		30,060.42	-5,309.90	
<b>ISHARES MSCI EAFE INDEX FUND</b>								
Symbol EFA Exchange NYSE	Nov 6, 07	8,000	84.069	672.56	55.280	442.24	-230.32	LT
EAI \$1.199 Current yield 2.61%	Jan 23, 08	195,000	67.202	13,104.51	55.280	10,779.60	-2,324.91	LT
	Mar 19, 08	181,000	69.990	12,668.33	55.280	10,005.68	-2,662.65	LT
	Sep 19, 08	448,000	61.142	27,391.66	55.280	24,765.44	-2,626.22	LT
Security total		832,000		53,837.06		45,992.96	-7,844.10	
<b>STANDARD&amp;POORS DEP RCPTS UNII</b>								
Symbol SPY Exchange AMEX	Nov 6, 07	94,000	150.410	14,138.54	111.440	10,475.36	-3,663.18	LT
EAI \$2.48 Current yield 2.12%	Jan 23, 08	8,000	129.956	1,039.65	111.440	891.52	-148.13	LT
	Jul 17, 08	3,000	125.652	376.96	111.440	334.32	-42.64	LT

continued next page



Account name: DENMAN FOUNDATION  
Account number: HS 19729 FB

Your assets • Equities • Closed end mutual funds (continued)

Holding	Trade date	Number of shares	Purchase price per share (\$)	Cost basis (\$)	Price per share on Dec 31 (\$)	Value on Dec 31 (\$)	Unrealized gain or loss (\$)	Holding period
Security total		105,000		15,555.15		11,701.20	-3,853.95	
VANGUARD INTL EQUITY INDEX FD								
EMERGING MARKETS ETF								
Symbol VWO Exchange NYSE								
FAI \$1.259 Current yield 1.33%	May 29, 09	2,311,000	32.390	74,853.29	41.000	94,751.00	19,897.71	ST
<b>Total</b>				<b>\$261,999.20</b>		<b>\$249,316.38</b>	<b>-\$12,682.82</b>	

Total estimated annual income: \$4,053

Fixed income

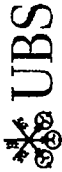
Mutual funds

Total reinvested is the total of all reinvested dividends. It does not include any cash dividends. It is not a tax lot for the purposes of determining holding periods or cost basis. The shares you receive each time you reinvest dividends become a separate tax lot.  
 Cost basis is the total purchase cost of the security, including reinvested dividends. The cost basis may need to be adjusted for return of capital payments in order to determine the adjusted cost basis for tax reporting purposes.

Unrealized gain or loss is the difference between the current value and the cost basis. The unrealized gain or loss may need to be adjusted for return of capital payments in order to determine the realized gain or loss for tax reporting purposes.  
 Investment return is the current value minus the amount you invested. It does not include any cash dividends that were not reinvested.

Holding	Trade date	Number of shares	Purchase price per share (\$)	Client investment (\$)	Cost basis (\$)	Price per share on Dec 31 (\$)	Value on Dec 31 (\$)	Unrealized gain or loss (\$)	Investment return (\$)	Holding period
SMA RELATIONSHIP TRUST										
SERIES T										
Trade date Nov 6, 07		10,730,000	9.390	100,754.70	100,754.70	4.290	46,031.70	-54,723.00		LT
Trade date Jun 30, 08		2,123,000	7.470	15,858.81	15,858.81	4.290	9,107.67	-6,751.14		LT
Trade date Dec 30, 08		644,000	5.040	3,245.76	3,245.76	4.290	2,762.76	-483.00		LT
Trade date Dec 31, 08		1,549,000	5.020	7,775.98	7,775.98	4.290	6,645.21	-1,130.77		ST
Trade date May 5, 09		6,359,000	4.190	26,644.21	26,644.21	4.290	27,280.11	635.90		ST
Trade date Aug 14, 09		1,387,000	4.280	5,936.36	5,936.36	4.290	5,950.23	13.87		ST
Trade date Aug 31, 09		1,334,000	4.270	5,696.18	5,696.18	4.290	5,722.86	26.68		ST
Trade date Nov 9, 09		396,000	4.340	1,718.64	1,718.64	4.290	1,698.84	-19.80		ST
EAI \$9.980 Current yield 9.49%		24,522,000		167,630.64	167,630.64	105,199.38	-62,431.26			
Security total										

Private Wealth Solutions  
December 2009



Account name:  
Account number:

DENMAN FOUNDATION  
HS 19729 FB

Your Financial Advisor:  
BARNET FISHBEIN  
713-654-0200/800-553-3119

Your assets • Fixed income (continued)

Preferred securities

Holding	Trade date	Number of shares	Purchase price per share (\$)	Cost basis (\$)	Price per share on Dec 31 (\$)	Value on Dec 31 (\$)	Unrealized gain or loss (\$)	Holding period
HENKEL AG & CO KGAA PFD SPON ADR								
Symbol HENYO Exchange OTC								
EAI \$30 Current yield 0.93%								
	Nov 21, 07	29 000	56 898	1,650 07	51 952	1,506 61	-143 46	LT
	Nov 23, 07	5 000	54 355	271 78	51 952	259 76	-12 02	LT
	Dec 21, 07	11 000	56 265	618 92	51 952	571 47	-47 45	LT
	Dec 27, 07	3 000	56 124	168 37	51 952	155 86	-12 51	LT
	Dec 28, 07	1 000	56 290	56 29	51 952	51 95	-4 34	LT
	Jul 17, 08	13 000	38 501	500 52	51 952	675 38	174 86	LT
Security total		62 000		3,265 95		3,221 02	-44 92	

Government securities

Prices are obtained from independent quotation bureaus that use computerized valuation formulas to calculate current values. Actual market values may vary and thus gains/losses may not be accurately reflected. Cost basis has been adjusted for accreted original issue discount (OID) if you have made a tax election to deduct the premium amortization on taxable debt securities, you may request that UBS adjust cost basis for the bond premium amortization.

Holding	Trade date	Total face value at maturity (\$)	Purchase price (\$)	Cost basis (\$)	Price on Dec 31 (\$)	Value on Dec 31 (\$)	Unrealized gain or loss (\$)	Holding period
U.S. TREASURY NOTE								
RATE 0.8750% MATURES 05/31/11								
ACCRUED INTEREST \$7.45								
EAI \$88 Current yield 0.87%								
	Jun 30, 09	1,000 000	99 660	996 60	100 121	1,001 21	4 61	ST
	Oct 27, 09	8,000 000	100 289	8,023 13	100 121	8,009 68	-13 45	ST
	Oct 27, 09	1,000 000	100 289	1,002 89	100 121	1,001 21	-1 68	ST
Security total		10,000 000		10,022 62		10,012 10	-10 52	
FNMA								
RATE 4.3750% MATURES 03/15/13								
ACCRUED INTEREST \$38.64								
CUSIP 31359MRC0								
EAI \$131 Current yield 4.07%								
	Nov 06, 07	3,000 000	99 171	2,975 13	107 469	3,224 07	248 94	LT
U.S. TREASURY NOTE								
RATE 2.3750% MATURES 09/30/14								
ACCRUED INT/IRLST \$18.00								
EAI \$71 Current yield 2.40%								
	Oct 27, 09	3,000 000	99 992	2,999 77	99 156	2,974 68	-25 09	ST

continued next page



Account name: DENMAN FOUNDATION  
 Account number: HS 19729 FB

Your assets • Fixed income • Government securities (continued)

Holding	Trade date	Total face value at maturity (\$)	Purchase price (\$)	Cost basis (\$)	Price on Dec 31 (\$)	Value on Dec 31 (\$)	Unrealized gain or loss (\$)	Holding period
FNMA NTS								
5 000 % DUE 05/11/17								
DTD 04/16/07 FC 05/11/2007								
ACCRUED INTEREST \$41.66								
CUSIP 313591M7X5								
EAI \$300 Current yield 4.60%	Mar 23, 09	6,000,000	111,301	6,678.06	108,625	6,517.50	-160.56	ST
U.S. TREASURY BOND								
RATE 8.7500% MATURES 08/15/20								
ACCRUED INTEREST \$32.81								
EAI \$88 Current yield 6.19%	Sep 30, 09	1,000,000	146,656	1,466.56	141,469	1,414.69	-51.87	ST
U.S. TREASURY BOND								
RATE 6.2500% MATURES 08/15/23								
ACCRUED INTEREST \$46.87								
EAI \$125 Current yield 5.23%	Nov 06, 07	2,000,000	117,468	2,349.38	119,438	2,388.76	39.38	LT
UNITED STATES T								
RATE 6.2500% MATURES 05/15/30								
ACCRUED INTEREST \$15.88								
EAI \$125 Current yield 5.12%	Nov 06, 07	2,000,000	121,906	2,438.13	122,156	2,443.12	4.99	LT
<b>Total</b>		<b>\$27,000,000</b>		<b>\$28,929.65</b>		<b>\$28,974.92</b>	<b>\$45.27</b>	

Total accrued interest: \$201.31

Total estimated annual income: \$928

Your total assets

	Value on Dec 31 (\$)	Percentage of your account	Cost basis (\$)	Estimated annual income (\$)	Unrealized gain or loss (\$)
<b>Cash</b>	<b>93,532.17</b>	<b>7.87%</b>	<b>93,532.17</b>		
<b>Cash and money balances</b>					
* Common stock	707,474.46		668,247.69	10,233.00	39,083.11
Closed end mutual funds	249,316.38		261,999.20	4,053.00	-12,682.82
<b>Total equities</b>	<b>956,790.84</b>	<b>80.55%</b>	<b>930,246.89</b>	<b>14,286.00</b>	<b>26,400.29</b>
<b>Fixed income</b>					
Mutual funds	105,199.38		167,630.64	9,980.00	-62,431.26
Preferred securities	3,221.02		3,265.95	30.00	-44.92
Government securities	28,974.92		28,929.65	928.00	45.27
Total accrued interest	201.31				

continued next page

Private Wealth Solutions  
December 2009



Account name  
Account number

Your Financial Advisor:  
BARNET FISHBEIN  
713-654-0200/800-553-3119

Your assets ▶ Your total assets (continued)

Value on Dec 31 (\$)	Percentage of your account	Cost basis (\$)	Estimated annual income (\$)	Unrealized gain or loss (\$)
137,596.63	11.58%	199,826.24	10,938.00	-62,430.91
\$1,187,919.64	100.00%	\$1,223,605.30	\$25,724.00	-\$36,030.62
<b>Total fixed income</b>				

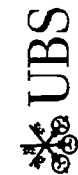
\* Missing cost basis information

Account activity this month

For more information about the price/value shown for restricted securities see important information about your statement at the end of this document

Date	Activity	Description	Your expense code	Quantity/ Face value	Price/Value (\$)	Cash amount (\$)	Cash and money balance (\$)
<b>Nov 30</b>		<b>Cash and money balance</b>					<b>\$89,118.78</b>
Dec 1	Dividend	AVON PRODUCTS INC PAID ON	139	-13 000	41 031100	533 38	
Dec 1	Sold	AMER TOWER CORP CL A VSP 11/06/07		5 000	82 067400	-410 34	
Dec 1	Bought	BARD C R INC		9 000	38 038700	-342 35	
Dec 1	Bought	CONCUR TECHNOLOGIES INC					
Dec 1	Dividend	FIRSTENERGY CORP PAID ON	116			63 80	
Dec 1	Dividend	AFIAC INC PAID ON	147			41 16	
Dec 1	Dividend	FORTUNE BRANDS INC PAID ON	111			21 09	
Dec 1	Bought	NETAPP INC		9 000	31 367200	-282 30	
Dec 1	Dividend	KROGER COMPANY PAID ON	250			23 75	
Dec 1	Bought	MONSTER WORLDWIDE INC		30 000	15 376200	-461 29	
Dec 1	Sold	EXPRESS SCRIPTS INC VSP 10/13/08		-7 000	86 933600	608 52	
Dec 1	Sold	EXPRESS SCRIPTS INC VSP 11/10/08		-3 000	86 933600	260 79	
Dec 1	Fee	NTT DOCOMO INC ECH REPSTG 1/200TH COM SHS SPON ADR				- 35	
Dec 1	Foreign Tax Withheld	NTT DOCOMO INC ECH REPSTG 1/200TH COM SHS SPON ADR				-2 02	
Dec 1	Foreign Dividend	NTT DOCOMO INC ECH REPSTG 1/200TH COM SHS SPON ADR PAID ON 99				28 86	
Dec 1	Dividend	PRZER INC PAID ON	541			86 56	
Dec 1	Sold	STARENT NETWORKS CORP VSP 06/16/09		-14 000	34 505899	483 06	
Dec 1	Sold	STARENT NETWORKS CORP VSP 06/04/09		-5 000	34 505899	172 52	

continued next page



Business Services Account  
 December 2009

Account name  
 Account number

DENMAN FOUNDATION  
 HS 61956 FB

Your Financial Advisor:  
 BARNET FISHBEIN  
 713-654-0200/800-553-3119

## Your assets

Some prices, income and current values shown may be approximate. As a result, gains and losses may not be accurately reflected. See *Important information about your statement* at the end of this document for more information.

### Cash

#### Cash and money balances

Holding	Opening balance on Dec 1 (\$)	Closing balance on Dec 31 (\$)	Price per share on Dec 31 (\$)	Average rate	Dividend/interest per period	Days in period	Unrealized gain or loss (\$)	Holding period
RMA MONEY MKT PORTFOLIO	1,187,981.96	1,187,932.41	1.00	0.01%	Nov 23 to Dec 23	31		

### Fixed income

#### Closed end mutual funds

Holding	Trade date	Number of shares	Purchase price per share (\$)	Cost basis (\$)	Price per share on Dec 31 (\$)	Value on Dec 31 (\$)	Unrealized gain or loss (\$)	Holding period
WESTERN ASSET/CLAYMORE INFLATION LINKED SECS & INCOME FUND	Jul 11, 06	10,000,000	11.336	114,232.40	12.300	123,000.00	8,767.60	LT
Symbol: WIA Exchange: NYSE	Earnings	2,141,000	11.614	24,867.55	12.300	26,334.30	1,466.75	
IAI: \$5.536 Current yield: 3.71%		12,141,000		139,099.95		149,334.30	10,234.35	
Security total								

### Your total assets

	Value on Dec 31 (\$)	Percentage of your account	Cost basis (\$)	Estimated annual income (\$)	Unrealized gain or loss (\$)
<b>Cash</b>	<b>1,187,932.41</b>	<b>88.83%</b>	<b>1,187,932.41</b>		
<b>Fixed income</b>	<b>149,334.30</b>	<b>11.17%</b>	<b>139,099.95</b>	<b>5,536.00</b>	<b>10,234.35</b>
<b>Total</b>	<b>\$1,337,266.71</b>	<b>100.00%</b>	<b>\$1,327,032.36</b>	<b>\$5,536.00</b>	<b>\$10,234.35</b>

## Application for Extension of Time To File an Exempt Organization Return

OMB No 1545-1709

▶ File a separate application for each return.

- If you are filing for an **Automatic 3-Month Extension**, complete only **Part I** and check this box
- If you are filing for an **Additional (Not Automatic) 3-Month Extension**, complete only **Part II** (on page 2 of this form).

**Do not complete Part II unless** you have already been granted an automatic 3-month extension on a previously filed Form 8868.

**Part I Automatic 3-Month Extension of Time.** Only submit original (no copies needed)

A corporation required to file Form 990-T and requesting an automatic 6-month extension—check this box and complete Part I only

*All other corporations (including 1120-C filers), partnerships, REMICs, and trusts must use Form 7004 to request an extension of time to file income tax returns.*

**Electronic Filing (e-file).** Generally, you can electronically file Form 8868 if you want a 3-month automatic extension of time to file one of the returns noted below (6 months for a corporation required to file Form 990-T). However, you cannot file Form 8868 electronically if (1) you want the additional (not automatic) 3-month extension or (2) you file Forms 990-BL, 6069, or 8870, group returns, or a composite or consolidated Form 990-T. Instead, you must submit the fully completed and signed page 2 (Part II) of Form 8868. For more details on the electronic filing of this form, visit [www.irs.gov/efile](http://www.irs.gov/efile) and click on *e-file for Charities & Nonprofits*.

<b>Type or print</b>	Name of Exempt Organization <b>DENMAN FOUNDATION</b>	Employer identification number <b>31-1573295</b>
File by the due date for filing your return. See instructions.	Number, street, and room or suite no. If a P O box, see instructions <b>139 HICKORY RIDGE COURT</b>	
	City, town or post office, state, and ZIP code. For a foreign address, see instructions. <b>HOUSTON TX 77024</b>	

**Check type of return to be filed** (file a separate application for each return):

- |   |   |                                    |
|---|---|------------------------------------|
| <input type="checkbox"/> Form 990               | <input type="checkbox"/> Form 990-T (corporation)                 | <input type="checkbox"/> Form 4720 |
| <input type="checkbox"/> Form 990-BL            | <input type="checkbox"/> Form 990-T (sec. 401(a) or 408(a) trust) | <input type="checkbox"/> Form 5227 |
| <input type="checkbox"/> Form 990-EZ            | <input type="checkbox"/> Form 990-T (trust other than above)      | <input type="checkbox"/> Form 6069 |
| <input checked="" type="checkbox"/> Form 990-PF | <input type="checkbox"/> Form 1041-A                              | <input type="checkbox"/> Form 8870 |

• The books are in the care of ▶ RONALD O. PALMER

Telephone No. ▶ (713) 827-1704 FAX No ▶ \_\_\_\_\_

- If the organization does not have an office or place of business in the United States, check this box
- If this is for a Group Return, enter the organization's four digit Group Exemption Number (GEN) \_\_\_\_\_ If this is for the whole group, check this box  If it is for part of the group, check this box  and attach a list with the names and EINs of all members the extension will cover.

1 I request an automatic 3-month (6 months for a corporation required to file Form 990-T) extension of time until 8/15/2010, to file the exempt organization return for the organization named above. The extension is for the organization's return for:  
 ▶  calendar year 2009 or  
 ▶  tax year beginning \_\_\_\_\_, and ending \_\_\_\_\_

2 If this tax year is for less than 12 months, check reason:  Initial return  Final return  Change in accounting period

3 a If this application is for Form 990-BL, 990-PF, 990-T, 4720, or 6069, enter the tentative tax, less any nonrefundable credits. See instructions.	<b>3a</b>	\$ <b>3,148</b>
b If this application is for Form 990-PF or 990-T, enter any refundable credits and estimated tax payments made. Include any prior year overpayment allowed as a credit.	<b>3b</b>	\$ <b>3,148</b>
c <b>Balance Due.</b> Subtract line 3b from line 3a. Include your payment with this form, or, if required, deposit with FTD coupon or, if required, by using EFTPS (Electronic Federal Tax Payment System). See instructions.	<b>3c</b>	\$ <b>0</b>

**Caution.** If you are going to make an electronic fund withdrawal with this Form 8868, see Form 8453-EO and Form 8879-EO for payment instructions

- If you are filing for an **Additional (Not Automatic) 3-Month Extension**, complete only **Part II** and check this box  **X**
- Note. Only complete Part II if you have already been granted an automatic 3-month extension on a previously filed Form 8868.
- If you are filing for an **Automatic 3-Month Extension**, complete only **Part I** (on page 1).

**Part II Additional (Not Automatic) 3-Month Extension of Time.** Only file the original (no copies needed)

Type or print File by the extended due date for filing the return See instructions	Name of Exempt Organization <b>DENMAN FOUNDATION</b>	Employer identification number <b>31-1573295</b>
	Number, street, and room or suite no. If a P O box, see instructions <b>139 HICKORY RIDGE COURT</b>	For IRS use only
	City, town or post office, state, and ZIP code For a foreign address, see instructions <b>HOUSTON TX 77024</b>	

**Check type of return to be filed (File a separate application for each return)**

- |                                      |  |                                      |                                    |
|--------------------------------------|--|--------------------------------------|------------------------------------|
| <input type="checkbox"/> Form 990    | <input checked="" type="checkbox"/> Form 990-PF                  | <input type="checkbox"/> Form 1041-A | <input type="checkbox"/> Form 6069 |
| <input type="checkbox"/> Form 990-BL | <input type="checkbox"/> Form 990-T (sec 401(a) or 408(a) trust) | <input type="checkbox"/> Form 4720   | <input type="checkbox"/> Form 8870 |
| <input type="checkbox"/> Form 990-EZ | <input type="checkbox"/> Form 990-T (trust other than above)     | <input type="checkbox"/> Form 5227   |                                    |

**STOP! Do not complete Part II if you were not already granted an automatic 3-month extension on a previously filed Form 8868.**

- The books are in the care of **RONALD O. PALMER**  
Telephone No. **(713) 827-1704** FAX No. \_\_\_\_\_
- If the organization does not have an office or place of business in the United States, check this box
- If this is for a Group Return, enter the organization's four digit Group Exemption Number (GEN) \_\_\_\_\_ If this is for the whole group, check this box . If it is for part of the group, check this box  and attach a list with the names and EINs of all members the extension is for

4 I request an additional 3-month extension of time until **11/15/2010**

5 For calendar year **2009**, or other tax year beginning \_\_\_\_\_, and ending \_\_\_\_\_

6 If this tax year is for less than 12 months, check reason:  Initial return  Final return  Change in accounting period

7 State in detail why you need the extension **More time is requested to acquire all information needed to complete and file an accurate return.**

8 a If this application is for Form 990-BL, 990-PF, 990-T, 4720, or 6069, enter the tentative tax, less any nonrefundable credits See instructions.	8a	\$	
b If this application is for Form 990-PF, 990-T, 4720, or 6069, enter any refundable credits and estimated tax payments made. Include any prior year overpayment allowed as a credit and any amount paid previously with Form 8868	8b	\$	
c Balance Due. Subtract line 8b from line 8a Include your payment with this form, or, if required, deposit with FTD coupon or, if required, by using EFTPS (Electronic Federal Tax Payment System) See instructions	8c	\$	0

**Signature and Verification**

Under penalties of perjury, I declare that I have examined this form, including accompanying schedules and statements, and to the best of my knowledge and belief, it is true, correct, and complete, and that I am authorized to prepare this form

Signature *Craig Breckenridge, CPA* Title *CPA for Tax payer* Date *8/10/10*