



See a Social Security Number? Say Something!
Report Privacy Problems to <https://public.resource.org/privacy>
Or call the IRS Identity Theft Hotline at 1-800-908-4490



Return of Private Foundation

OMB No 1545-0052

or Section 4947(a)(1) Nonexempt Charitable Trust
Treated as a Private Foundation

2009

Department of the Treasury
Internal Revenue Service

Note. The foundation may be able to use a copy of this return to satisfy state reporting requirements.

For calendar year 2009, or tax year beginning , and ending

G Check all that apply: ☐ Initial return ☐ Initial return of a former public charity ☐ Final return
☐ Amended return ☐ Address change ☐ Name change

Use the IRS label. Otherwise, print or type. See Specific Instructions.

Name of foundation
JOHN SCULLY FOUNDATION

A Employer identification number
26-6003516

B Telephone number
612-215-3603

Number and street (or P.O. box number if mail is not delivered to street address) Room/suite
P.O. BOX 75000 M/C 3302

City or town, state, and ZIP code
DETROIT, MI 48275-3302

H Check type of organization: ☐ Section 501(c)(3) exempt private foundation
☐ Section 4947(a)(1) nonexempt charitable trust ☒ Other taxable private foundation

I Fair market value of all assets at end of year (from Part II, col. (c), line 16) **\$ 345,370.** (Part I, column (d) must be on cash basis.)

J Accounting method: ☒ Cash ☐ Accrual
☐ Other (specify) _____

C If exemption application is pending, check here ☐

D 1. Foreign organizations, check here ☐
2. Foreign organizations meeting the 85% test, check here and attach computation ☐

E If private foundation status was terminated under section 507(b)(1)(A), check here ☐

F If the foundation is in a 60-month termination under section 507(b)(1)(B), check here ☐

Part I Analysis of Revenue and Expenses
(The total of amounts in columns (b), (c), and (d) may not necessarily equal the amounts in column (a).)

	(a) Revenue and expenses per books	(b) Net investment income	(c) Adjusted net income	(d) Disbursements for charitable purposes (cash basis only)
1 Contributions, gifts, grants, etc., received			N/A	
2 Check <input checked="" type="checkbox"/> If the foundation is not required to attach Form 990-B				
3 Interest on savings and temporary cash investments				
4 Dividends and interest from securities	8,523.	8,523.		Statement 1
5a Gross rents				
b Net rental income or (loss)				
6a Net gain or (loss) from sale of assets not on line 10	-11,187.			
b Gross sales price for all assets on line 6a	243,881.			
7 Capital gain net income (from Part IV, line 2)		0.		
8 Net short-term capital gain				
9 Income modifications				
10a Gross sales less returns and allowances				
b Less Cost of goods sold				
c Gross profit or (loss)				
11 Other income				
12 Total. Add lines 1 through 11	-2,664.	8,523.		
13 Compensation of officers, directors, trustees, etc.	0.	0.		0.
14 Other employee salaries and wages				
15 Pension plans, employee benefits				
16a Legal fees				
b Accounting fees Stmt 2	900.	0.		900.
c Other professional fees Stmt 3	10,845.	10,845.		0.
17 Interest				
18 Taxes				
19 Depreciation and depletion				
20 Occupancy				
21 Travel, conferences, and meetings				
22 Printing and publications				
23 Other expenses Stmt 4	30.	30.		0.
24 Total operating and administrative expenses. Add lines 13 through 23	11,775.	10,875.		900.
25 Contributions, gifts, grants paid	30,000.			30,000.
26 Total expenses and disbursements. Add lines 24 and 25	41,775.	10,875.		30,900.
27 Subtract line 26 from line 12:				
a Excess of revenue over expenses and disbursements	-44,439.			
b Net investment income (if negative, enter -0-)		0.		
c Adjusted net income (if negative, enter -0-)			N/A	

SCANNED MAY 11 2010

RECEIVED
MAY 05 2010
IRS-OSC
UT

13A

Part II Balance Sheets		Attached schedules and amounts in the description column should be for end-of-year amounts only		Beginning of year	End of year	
				(a) Book Value	(b) Book Value	(c) Fair Market Value
Assets	1	Cash - non-interest-bearing				
	2	Savings and temporary cash investments		8,613.	6,344.	6,344.
	3	Accounts receivable ▶				
		Less: allowance for doubtful accounts ▶				
	4	Pledges receivable ▶				
		Less: allowance for doubtful accounts ▶				
	5	Grants receivable				
	6	Receivables due from officers, directors, trustees, and other disqualified persons				
	7	Other notes and loans receivable ▶				
		Less: allowance for doubtful accounts ▶				
	8	Inventories for sale or use				
	9	Prepaid expenses and deferred charges				
	10a	Investments - U.S. and state government obligations Stmt 5		52,419.	46,170.	47,483.
	b	Investments - corporate stock Stmt 6		225,140.	190,458.	220,693.
	c	Investments - corporate bonds Stmt 7		68,942.	67,703.	70,850.
11	Investments - land, buildings, and equipment: basis ▶					
	Less: accumulated depreciation ▶					
12	Investments - mortgage loans					
13	Investments - other					
14	Land, buildings, and equipment: basis ▶					
	Less: accumulated depreciation ▶					
15	Other assets (describe ▶)					
16	Total assets (to be completed by all filers)		355,114.	310,675.	345,370.	
Liabilities	17	Accounts payable and accrued expenses				
	18	Grants payable				
	19	Deferred revenue				
	20	Loans from officers, directors, trustees, and other disqualified persons				
	21	Mortgages and other notes payable				
	22	Other liabilities (describe ▶)				
23	Total liabilities (add lines 17 through 22)		0.	0.		
Net Assets or Fund Balances	Foundations that follow SFAS 117, check here ▶ <input type="checkbox"/>					
	and complete lines 24 through 26 and lines 30 and 31.					
	24	Unrestricted				
	25	Temporarily restricted				
	26	Permanently restricted				
	Foundations that do not follow SFAS 117, check here ▶ <input checked="" type="checkbox"/>					
	and complete lines 27 through 31.					
	27	Capital stock, trust principal, or current funds		482,856.	482,856.	
	28	Paid-in or capital surplus, or land, bldg., and equipment fund		0.	0.	
29	Retained earnings, accumulated income, endowment, or other funds		-127,742.	-172,181.		
30	Total net assets or fund balances		355,114.	310,675.		
31	Total liabilities and net assets/fund balances		355,114.	310,675.		

Part III Analysis of Changes in Net Assets or Fund Balances

1	Total net assets or fund balances at beginning of year - Part II, column (a), line 30 (must agree with end-of-year figure reported on prior year's return)	1	355,114.
2	Enter amount from Part I, line 27a	2	-44,439.
3	Other increases not included in line 2 (itemize) ▶	3	0.
4	Add lines 1, 2, and 3	4	310,675.
5	Decreases not included in line 2 (itemize) ▶	5	0.
6	Total net assets or fund balances at end of year (line 4 minus line 5) - Part II, column (b), line 30	6	310,675.

Part IV Capital Gains and Losses for Tax on Investment Income

(a) List and describe the kind(s) of property sold (e.g., real estate, 2-story brick warehouse; or common stock, 200 shs. MLC Co.)	(b) How acquired P - Purchase D - Donation	(c) Date acquired (mo., day, yr.)	(d) Date sold (mo., day, yr.)
1a SCHEDULE ATTACHED	P		
b CLASS ACTION PROCEEDS	P		
c			
d			
e			

(e) Gross sales price	(f) Depreciation allowed (or allowable)	(g) Cost or other basis plus expense of sale	(h) Gain or (loss) (e) plus (f) minus (g)
a 243,569.		255,068.	-11,499.
b 312.			312.
c			
d			
e			

Complete only for assets showing gain in column (h) and owned by the foundation on 12/31/69			(i) Gains (Col. (h) gain minus col. (k), but not less than -0-) or Losses (from col. (h))
(i) F.M.V. as of 12/31/69	(j) Adjusted basis as of 12/31/69	(k) Excess of col. (i) over col. (j), if any	
a			-11,499.
b			312.
c			
d			
e			

2 Capital gain net income or (net capital loss)	{ If gain, also enter in Part I, line 7 If (loss), enter -0- in Part I, line 7 }	2	-11,187.
3 Net short-term capital gain or (loss) as defined in sections 1222(5) and (6): If gain, also enter in Part I, line 8, column (c). If (loss), enter -0- in Part I, line 8	{ }	3	N/A

Part V Qualification Under Section 4940(e) for Reduced Tax on Net Investment Income

(For optional use by domestic private foundations subject to the section 4940(a) tax on net investment income.)

If section 4940(d)(2) applies, leave this part blank.

Was the foundation liable for the section 4942 tax on the distributable amount of any year in the base period? ☐ Yes ☒ No

If "Yes," the foundation does not qualify under section 4940(e). Do not complete this part.

1 Enter the appropriate amount in each column for each year; see instructions before making any entries.

(a) Base period years Calendar year (or tax year beginning in)	(b) Adjusted qualifying distributions	(c) Net value of noncharitable-use assets	(d) Distribution ratio (col. (b) divided by col. (c))
2008	37,614.	407,703.	.092258
2007	24,209.	482,937.	.050129
2006	24,633.	487,611.	.050518
2005	24,736.	488,531.	.050633
2004	22,564.	495,110.	.045574

2 Total of line 1, column (d)	2	.289112
3 Average distribution ratio for the 5-year base period - divide the total on line 2 by 5, or by the number of years the foundation has been in existence if less than 5 years	3	.057822
4 Enter the net value of noncharitable-use assets for 2009 from Part X, line 5	4	313,954.
5 Multiply line 4 by line 3	5	18,153.
6 Enter 1% of net investment income (1% of Part I, line 27b)	6	0.
7 Add lines 5 and 6	7	18,153.
8 Enter qualifying distributions from Part XII, line 4	8	30,900.

If line 8 is equal to or greater than line 7, check the box in Part VI, line 1b, and complete that part using a 1% tax rate.
See the Part VI instructions.

JOHN SCULLY FOUNDATION

Form 990-PF (2009)

C/O COMERICA BANK & TRUST NA, TRUSTEE

26-6003516

Page 4

Part VI Excise Tax Based on Investment Income (Section 4940(a), 4940(b), 4940(e), or 4948 - see instructions)

1a Exempt operating foundations described in section 4940(d)(2), check here <input type="checkbox"/> and enter "N/A" on line 1. Date of ruling or determination letter: _____ (attach copy of letter if necessary-see instructions)			
b Domestic foundations that meet the section 4940(e) requirements in Part V, check here <input checked="" type="checkbox"/> and enter 1% of Part I, line 27b		1	0.
c All other domestic foundations enter 2% of line 27b. Exempt foreign organizations enter 4% of Part I, line 12, col. (b)			
2 Tax under section 511 (domestic section 4947(a)(1) trusts and taxable foundations only. Others enter -0-)		2	0.
3 Add lines 1 and 2		3	0.
4 Subtitle A (income) tax (domestic section 4947(a)(1) trusts and taxable foundations only. Others enter -0-)		4	0.
5 Tax based on investment income. Subtract line 4 from line 3. If zero or less, enter -0-		5	0.
6 Credits/Payments:			
a 2009 estimated tax payments and 2008 overpayment credited to 2009	6a		
b Exempt foreign organizations - tax withheld at source	6b		
c Tax paid with application for extension of time to file (Form 8868)	6c		
d Backup withholding erroneously withheld	6d		
7 Total credits and payments. Add lines 6a through 6d	7		0.
8 Enter any penalty for underpayment of estimated tax. Check here <input type="checkbox"/> if Form 2220 is attached	8		
9 Tax due. If the total of lines 5 and 8 is more than line 7, enter amount owed	9		0.
10 Overpayment. If line 7 is more than the total of lines 5 and 8, enter the amount overpaid	10		
11 Enter the amount of line 10 to be: Credited to 2010 estimated tax <input type="checkbox"/> Refunded <input type="checkbox"/>	11		

Part VII-A Statements Regarding Activities

	Yes	No
1a During the tax year, did the foundation attempt to influence any national, state, or local legislation or did it participate or intervene in any political campaign?		X
1b Did it spend more than \$100 during the year (either directly or indirectly) for political purposes (see instructions for definition)? If the answer is "Yes" to 1a or 1b, attach a detailed description of the activities and copies of any materials published or distributed by the foundation in connection with the activities.		X
1c Did the foundation file Form 1120-POL for this year?		X
d Enter the amount (if any) of tax on political expenditures (section 4955) imposed during the year: (1) On the foundation. <input type="checkbox"/> \$ 0. (2) On foundation managers. <input type="checkbox"/> \$ 0.		
e Enter the reimbursement (if any) paid by the foundation during the year for political expenditure tax imposed on foundation managers. <input type="checkbox"/> \$ 0.		
2 Has the foundation engaged in any activities that have not previously been reported to the IRS? If "Yes," attach a detailed description of the activities.		X
3 Has the foundation made any changes, not previously reported to the IRS, in its governing instrument, articles of incorporation, or bylaws, or other similar instruments? If "Yes," attach a conformed copy of the changes		X
4a Did the foundation have unrelated business gross income of \$1,000 or more during the year?		X
b If "Yes," has it filed a tax return on Form 990-T for this year?		
5 Was there a liquidation, termination, dissolution, or substantial contraction during the year? If "Yes," attach the statement required by General Instruction T.		X
6 Are the requirements of section 508(e) (relating to sections 4941 through 4945) satisfied either: • By language in the governing instrument, or • By state legislation that effectively amends the governing instrument so that no mandatory directions that conflict with the state law remain in the governing instrument?	X	
7 Did the foundation have at least \$5,000 in assets at any time during the year? If "Yes," complete Part II, col. (c), and Part XV.	X	
8a Enter the states to which the foundation reports or with which it is registered (see instructions) <input type="checkbox"/> SD		
b If the answer is "Yes" to line 7, has the foundation furnished a copy of Form 990-PF to the Attorney General (or designate) of each state as required by General Instruction G? If "No," attach explanation	X	
9 Is the foundation claiming status as a private operating foundation within the meaning of section 4942(j)(3) or 4942(j)(5) for calendar year 2009 or the taxable year beginning in 2009 (see instructions for Part XIV)? If "Yes," complete Part XIV		X
10 Did any persons become substantial contributors during the tax year? If "Yes," attach a schedule listing their names and addresses		X

N/A

Form 990-PF (2009)

Part VII-A Statements Regarding Activities (continued)

11	At any time during the year, did the foundation, directly or indirectly, own a controlled entity within the meaning of section 512(b)(13)? If "Yes," attach schedule (see instructions)	11		X
12	Did the foundation acquire a direct or indirect interest in any applicable insurance contract before August 17, 2008?	12		X
13	Did the foundation comply with the public inspection requirements for its annual returns and exemption application? Website address ► NONE	13	X	
14	The books are in care of ► COMERICA BANK Located at ► 500 WOODWARD, 21ST FLOOR, , DETROIT, MI	Telephone no. ►	313-222-3304	
		ZIP+4 ►	48226	
15	Section 4947(a)(1) nonexempt charitable trusts filing Form 990-PF in lieu of Form 1041 - Check here and enter the amount of tax-exempt interest received or accrued during the year			► <input type="checkbox"/> 15 N/A

Part VII-B Statements Regarding Activities for Which Form 4720 May Be Required

File Form 4720 if any item is checked in the "Yes" column, unless an exception applies.

	Yes	No
1a During the year did the foundation (either directly or indirectly):		
(1) Engage in the sale or exchange, or leasing of property with a disqualified person?	<input type="checkbox"/> Yes <input checked="" type="checkbox"/> No	
(2) Borrow money from, lend money to, or otherwise extend credit to (or accept it from) a disqualified person?	<input type="checkbox"/> Yes <input checked="" type="checkbox"/> No	
(3) Furnish goods, services, or facilities to (or accept them from) a disqualified person?	<input type="checkbox"/> Yes <input checked="" type="checkbox"/> No	
(4) Pay compensation to, or pay or reimburse the expenses of, a disqualified person?	<input checked="" type="checkbox"/> Yes <input type="checkbox"/> No	
(5) Transfer any income or assets to a disqualified person (or make any of either available for the benefit or use of a disqualified person)?	<input type="checkbox"/> Yes <input checked="" type="checkbox"/> No	
(6) Agree to pay money or property to a government official? (Exception. Check "No" if the foundation agreed to make a grant to or to employ the official for a period after termination of government service, if terminating within 90 days.)	<input type="checkbox"/> Yes <input checked="" type="checkbox"/> No	
b If any answer is "Yes" to 1a(1)-(6), did any of the acts fail to qualify under the exceptions described in Regulations section 53.4941(d)-3 or in a current notice regarding disaster assistance (see page 20 of the instructions)? Organizations relying on a current notice regarding disaster assistance check here		X
c Did the foundation engage in a prior year in any of the acts described in 1a, other than excepted acts, that were not corrected before the first day of the tax year beginning in 2009?		X
2 Taxes on failure to distribute income (section 4942) (does not apply for years the foundation was a private operating foundation defined in section 4942(j)(3) or 4942(j)(5)):		
a At the end of tax year 2009, did the foundation have any undistributed income (lines 6d and 6e, Part XIII) for tax year(s) beginning before 2009? If "Yes," list the years ► _____ , _____ , _____	<input type="checkbox"/> Yes <input checked="" type="checkbox"/> No	
b Are there any years listed in 2a for which the foundation is not applying the provisions of section 4942(a)(2) (relating to incorrect valuation of assets) to the year's undistributed income? (If applying section 4942(a)(2) to all years listed, answer "No" and attach statement - see instructions.)	N/A	
c If the provisions of section 4942(a)(2) are being applied to any of the years listed in 2a, list the years here. ► _____ , _____ , _____		
3a Did the foundation hold more than a 2% direct or indirect interest in any business enterprise at any time during the year?	<input type="checkbox"/> Yes <input checked="" type="checkbox"/> No	
b If "Yes," did it have excess business holdings in 2009 as a result of (1) any purchase by the foundation or disqualified persons after May 26, 1969; (2) the lapse of the 5-year period (or longer period approved by the Commissioner under section 4943(c)(7)) to dispose of holdings acquired by gift or bequest; or (3) the lapse of the 10-, 15-, or 20-year first phase holding period? (Use Schedule C, Form 4720, to determine if the foundation had excess business holdings in 2009.)	N/A	
4a Did the foundation invest during the year any amount in a manner that would jeopardize its charitable purposes?		X
b Did the foundation make any investment in a prior year (but after December 31, 1969) that could jeopardize its charitable purpose that had not been removed from jeopardy before the first day of the tax year beginning in 2009?		X

Form 990-PF (2009)

Part VII-B Statements Regarding Activities for Which Form 4720 May Be Required (continued)

5a During the year did the foundation pay or incur any amount to:

- (1) Carry on propaganda, or otherwise attempt to influence legislation (section 4945(e))? ☐ Yes ☒ No
- (2) Influence the outcome of any specific public election (see section 4955); or to carry on, directly or indirectly, any voter registration drive? ☐ Yes ☒ No
- (3) Provide a grant to an individual for travel, study, or other similar purposes? ☐ Yes ☒ No
- (4) Provide a grant to an organization other than a charitable, etc., organization described in section 509(a)(1), (2), or (3), or section 4940(d)(2)? ☐ Yes ☒ No
- (5) Provide for any purpose other than religious, charitable, scientific, literary, or educational purposes, or for the prevention of cruelty to children or animals? ☐ Yes ☒ No

b If any answer is "Yes" to 5a(1)-(5), did any of the transactions fail to qualify under the exceptions described in Regulations section 53.4945 or in a current notice regarding disaster assistance (see instructions)?

N/A ☒

Organizations relying on a current notice regarding disaster assistance check here

c If the answer is "Yes" to question 5a(4), does the foundation claim exemption from the tax because it maintained expenditure responsibility for the grant?

N/A ☐ Yes ☐ No

If "Yes," attach the statement required by Regulations section 53.4945-5(d).

6a Did the foundation, during the year, receive any funds, directly or indirectly, to pay premiums on a personal benefit contract?

☐ Yes ☒ No

b Did the foundation, during the year, pay premiums, directly or indirectly, on a personal benefit contract?

If "Yes" to 6b, file Form 8870.

☐ Yes ☒ No

7a At any time during the tax year, was the foundation a party to a prohibited tax shelter transaction?

b If yes, did the foundation receive any proceeds or have any net income attributable to the transaction?

N/A

5b

6b

7b

X

Part VIII Information About Officers, Directors, Trustees, Foundation Managers, Highly Paid Employees, and Contractors

1 List all officers, directors, trustees, foundation managers and their compensation.

(a) Name and address	(b) Title, and average hours per week devoted to position	(c) Compensation (If not paid, enter -0-)	(d) Contributions to employee benefit plans and deferred compensation	(e) Expense account, other allowances
COMERICA BANK & TRUST NA P.O. BOX 75000 M/C 5100 DETROIT, MI 482755100	TRUSTEE 1.50	0.	0.	0.

2 Compensation of five highest-paid employees (other than those included on line 1). If none, enter "NONE."

(a) Name and address of each employee paid more than \$50,000	(b) Title, and average hours per week devoted to position	(c) Compensation	(d) Contributions to employee benefit plans and deferred compensation	(e) Expense account, other allowances
NONE				

Total number of other employees paid over \$50,000

0

Form 990-PF (2009)

Part X Minimum Investment Return (All domestic foundations must complete this part. Foreign foundations, see instructions)

1	Fair market value of assets not used (or held for use) directly in carrying out charitable, etc., purposes:		
a	Average monthly fair market value of securities	1a	318,735.
b	Average of monthly cash balances	1b	
c	Fair market value of all other assets	1c	
d	Total (add lines 1a, b, and c)	1d	318,735.
e	Reduction claimed for blockage or other factors reported on lines 1a and 1c (attach detailed explanation)	1e	0.
2	Acquisition indebtedness applicable to line 1 assets	2	0.
3	Subtract line 2 from line 1d	3	318,735.
4	Cash deemed held for charitable activities. Enter 1 1/2% of line 3 (for greater amount, see instructions)	4	4,781.
5	Net value of noncharitable-use assets. Subtract line 4 from line 3. Enter here and on Part V, line 4	5	313,954.
6	Minimum investment return. Enter 5% of line 5	6	15,698.

Part XI Distributable Amount (see instructions) (Section 4942(j)(3) and (j)(5) private operating foundations and certain foreign organizations check here ☐ and do not complete this part.)

1	Minimum investment return from Part X, line 6	1	15,698.
2a	Tax on investment income for 2009 from Part VI, line 5	2a	
b	Income tax for 2009. (This does not include the tax from Part VI.)	2b	
c	Add lines 2a and 2b	2c	0.
3	Distributable amount before adjustments. Subtract line 2c from line 1	3	15,698.
4	Recoveries of amounts treated as qualifying distributions	4	0.
5	Add lines 3 and 4	5	15,698.
6	Deduction from distributable amount (see instructions)	6	0.
7	Distributable amount as adjusted. Subtract line 6 from line 5. Enter here and on Part XIII, line 1	7	15,698.

Part XII Qualifying Distributions (see instructions)

1	Amounts paid (including administrative expenses) to accomplish charitable, etc., purposes:		
a	Expenses, contributions, gifts, etc. - total from Part I, column (d), line 26	1a	30,900.
b	Program-related investments - total from Part IX-B	1b	0.
2	Amounts paid to acquire assets used (or held for use) directly in carrying out charitable, etc., purposes	2	
3	Amounts set aside for specific charitable projects that satisfy the:		
a	Suitability test (prior IRS approval required)	3a	
b	Cash distribution test (attach the required schedule)	3b	
4	Qualifying distributions. Add lines 1a through 3b. Enter here and on Part V, line 8, and Part XIII, line 4	4	30,900.
5	Foundations that qualify under section 4940(e) for the reduced rate of tax on net investment income. Enter 1% of Part I, line 27b	5	0.
6	Adjusted qualifying distributions. Subtract line 5 from line 4	6	30,900.

Note. The amount on line 6 will be used in Part V, column (b), in subsequent years when calculating whether the foundation qualifies for the section 4940(e) reduction of tax in those years.

Form 990-PF (2009)

Part XIII Undistributed Income (see instructions)

	(a) Corpus	(b) Years prior to 2008	(c) 2008	(d) 2009
1 Distributable amount for 2009 from Part XI, line 7				15,698.
2 Undistributed income, if any, as of the end of 2009				
a Enter amount for 2008 only			5,077.	
b Total for prior years:		0.		
3 Excess distributions carryover, if any, to 2009:				
a From 2004				
b From 2005				
c From 2006				
d From 2007				
e From 2008				
f Total of lines 3a through e	0.			
4 Qualifying distributions for 2009 from Part XII, line 4: ▶ \$ 30,900.				
a Applied to 2008, but not more than line 2a			5,077.	
b Applied to undistributed income of prior years (Election required - see instructions)		0.		
c Treated as distributions out of corpus (Election required - see instructions)	0.			
d Applied to 2009 distributable amount				15,698.
e Remaining amount distributed out of corpus	10,125.			
5 Excess distributions carryover applied to 2009 (If an amount appears in column (d), the same amount must be shown in column (a).)	0.			0.
6 Enter the net total of each column as indicated below:				
a Corpus. Add lines 3f, 4c, and 4e. Subtract line 5	10,125.			
b Prior years' undistributed income. Subtract line 4b from line 2b		0.		
c Enter the amount of prior years' undistributed income for which a notice of deficiency has been issued, or on which the section 4942(a) tax has been previously assessed		0.		
d Subtract line 6c from line 6b. Taxable amount - see instructions		0.		
e Undistributed income for 2008. Subtract line 4a from line 2a. Taxable amount - see instr.			0.	
f Undistributed income for 2009. Subtract lines 4d and 5 from line 1. This amount must be distributed in 2010				0.
7 Amounts treated as distributions out of corpus to satisfy requirements imposed by section 170(b)(1)(F) or 4942(g)(3)	0.			
8 Excess distributions carryover from 2004 not applied on line 5 or line 7	0.			
9 Excess distributions carryover to 2010. Subtract lines 7 and 8 from line 6a	10,125.			
10 Analysis of line 9:				
a Excess from 2005				
b Excess from 2006				
c Excess from 2007				
d Excess from 2008				
e Excess from 2009	10,125.			

N/A

☐ 4942(j)(3) or ☐ 4942(j)(5)

(4) Gross investment income

(e) Total

2009.03040 JOHN SCULLY FOUNDATION C/O 26-60031

Part XV Supplementary Information (continued)**3 Grants and Contributions Paid During the Year or Approved for Future Payment**

Recipient Name and address (home or business)	If recipient is an individual, show any relationship to any foundation manager or substantial contributor	Foundation status of recipient	Purpose of grant or contribution	Amount
a Paid during the year PURDUE UNIVERSITY 504 NORTHWESTERN AVE W LAFAYETTE, IN 47907	NONE	SCHOOL	SCHOLARSHIP	10,000.
SOUTH DAKOTA SCHOOL OF MINES & TECHNOLOGY 501 E ST. JOSEPH RAPID CITY, SD 57701	NONE	SCHOOL	SCHOLARSHIP	20,000.
Total				30,000.
b Approved for future payment None				
Total				0.

Part XVI-A Analysis of Income-Producing Activities

Enter gross amounts unless otherwise indicated.

Enter gross amounts unless otherwise indicated.		Unrelated business income		Excluded by section 512, 513, or 514		(e)
	(a) Business code	(b) Amount	(c) Exclu- sion code	(d) Amount		Related or exempt function income
1 Program service revenue:						
a _____						
b _____						
c _____						
d _____						
e _____						
f _____						
g Fees and contracts from government agencies						
2 Membership dues and assessments						
3 Interest on savings and temporary cash investments						
4 Dividends and interest from securities			14	8,523.		
5 Net rental income or (loss) from real estate:						
a Debt-financed property						
b Not debt-financed property						
6 Net rental income or (loss) from personal property						
7 Other investment income						
8 Gain or (loss) from sales of assets other than inventory			18	-11,187.		
9 Net income or (loss) from special events						
10 Gross profit or (loss) from sales of inventory						
11 Other revenue:						
a _____						
b _____						
c _____						
d _____						
e _____						
12 Subtotal. Add columns (b), (d), and (e)		0.		-2,664.		0.
13 Total. Add line 12, columns (b), (d), and (e)						-2,664.

(See worksheet in line 13 instructions to verify calculations.)

Part XVI-B Relationship of Activities to the Accomplishment of Exempt Purposes

[illegible]

Form 990-PF	Dividends and Interest from Securities	Statement	1
Source	Gross Amount	Capital Gains Dividends	Column (A) Amount
DIVIDENDS	2,767.	0.	2,767.
INTEREST	5,756.	0.	5,756.
Total to Fm 990-PF, Part I, ln 4	8,523.	0.	8,523.

Form 990-PF	Accounting Fees			Statement 2
Description	(a) Expenses Per Books	(b) Net Invest- ment Income	(c) Adjusted Net Income	(d) Charitable Purposes
TAX PREPARATION FEE	900.	0.		900.
To Form 990-PF, Pg 1, ln 16b	900.	0.		900.

Form 990-PF	Other Professional Fees			Statement	3
Description	(a) Expenses Per Books	(b) Net Invest- ment Income	(c) Adjusted Net Income	(d) Charitable Purposes	
TRUSTEE FEE	2,750.	2,750.			0.
INVESTMENT MANAGEMENT FEE	8,095.	8,095.			0.
To Form 990-PF, Pg 1, ln 16c	10,845.	10,845.			0.

Form 990-PF	Other Expenses			Statement	4
Description	(a) Expenses Per Books	(b) Net Invest- ment Income	(c) Adjusted Net Income	(d) Charitable Purposes	
INVESTMENT EXPENSE	30.	30.			0.
To Form 990-PF, Pg 1, ln 23	30.	30.			0.

Form 990-PF	U.S. and State/City Government Obligations			Statement	5
Description	U.S. Gov't	Other Gov't	Book Value	Fair Market Value	
US GOVERNMENT BONDS	X		46,170.	47,483.	
Total U.S. Government Obligations			46,170.	47,483.	
Total State and Municipal Government Obligations					
Total to Form 990-PF, Part II, line 10a			46,170.	47,483.	

Form 990-PF	Corporate Stock	Statement	6
Description		Book Value	Fair Market Value
STOCKS		190,458.	220,693.
Total to Form 990-PF, Part II, line 10b		190,458.	220,693.

Form 990-PF	Corporate Bonds	Statement	7
Description		Book Value	Fair Market Value
CORPORATE BONDS		67,703.	70,850.
Total to Form 990-PF, Part II, line 10c		67,703.	70,850.

Account Statement

Page 57

Account Number. M26252

096

Statement Period: January 01, 2009 Through December 31, 2009

Transaction Detail (Continued)

Date	Description	Principal Cash	Income Cash	Cost	Gain / Loss
12/29/09	PURCHASED 5,000 UNITS UNITED STATES TREAS NTS 3.625% 08/15/2019 ON 12/23/2009 AT 99.1488 THRU RBC CAPITAL MARKETS CORP	4,957.44-		4,957.44	
	NET CASH MANAGEMENT	6,334.98-	0 00	6,334.98	
Total Purchases		210,628.26-	0.00	210,628.26	0.00
Sales					
01/02/09	SOLD 4 SHS BARRICK GOLD CORP ON 12/29/2008 AT 36.5275 THRU RBC CAPITAL MARKETS CORP EXPENSES PAID 0 01	146.10		74.80-	71.30
01/02/09	SOLD 49 SHS INTERNATIONAL PAPER CO ON 12/29/2008 AT 11 538 THRU RBC CAPITAL MARKETS CORP EXPENSES PAID 0 01	565.35		2,007 53-	1,442 18-
01/15/09	SOLD 1 SH APPLE COMPUTER INC ON 01/12/2009 AT 88.08 THRU RBC CAPITAL MARKETS CORP EXPENSES PAID 0.01	88.07		173 72-	85.65-
01/15/09	SOLD 3 SHS CISCO SYS INC ON 01/12/2009 AT 16.292 THRU RBC CAPITAL MARKETS CORP EXPENSES PAID 0.01	48 87		52 14-	3 27-
01/15/09	SOLD 1 SH COLGATE PALMOLIVE CO ON 01/12/2009 AT 65.47 THRU RBC CAPITAL MARKETS CORP EXPENSES PAID 0 01	65 46		78 55-	13 09-
01/15/09	SOLD 1 SH DANAHER CORP ON 01/12/2009 AT 54.28 THRU RBC CAPITAL MARKETS CORP EXPENSES PAID 0.01	54 27		30 14-	24.13
01/15/09	SOLD 2 SHS DISNEY WALT CO ON 01/12/2009 AT 21.85 THRU RBC CAPITAL MARKETS CORP EXPENSES PAID 0.01	43.69		67 01-	23.32-
01/15/09	SOLD 2 SHS ECOLAB INC ON 01/12/2009 AT 33 39 THRU RBC CAPITAL MARKETS CORP EXPENSES PAID 0.01	66 77		69.28-	2 51-
01/15/09	SOLD 1 SH EXPRESS SCRIPTS INC CL A ON 01/12/2009 AT 51.73 THRU RBC CAPITAL MARKETS CORP EXPENSES PAID 0 01	51.72		48.62-	3.10

Account Statement

Page 58

Account Number. M26252

096

Statement Period January 01, 2009 Through December 31, 2009

Transaction Detail (Continued)

Date	Description	Principal Cash	Income Cash	Cost	Gain / Loss
01/15/09	SOLD 2 SHS FASTENAL CO ON 01/12/2009 AT 32.76 THRU RBC CAPITAL MARKETS CORP EXPENSES PAID 0 01	65.51		100.13-	34.62-
01/15/09	SOLD 1 SH GENZYME CORP-GENERAL DIVISION ON 01/12/2009 AT 62.47 THRU RBC CAPITAL MARKETS CORP EXPENSES PAID 0 01	62.46		78.28-	15.82-
01/15/09	SOLD 1 SH ILLINOIS TOOL WKS INC ON 01/12/2009 AT 35.74 THRU RBC CAPITAL MARKETS CORP EXPENSES PAID 0 01	35.73		59.50-	23.77-
01/15/09	SOLD 2 SHS KOHLS CORP ON 01/12/2009 AT 36.90 THRU RBC CAPITAL MARKETS CORP EXPENSES PAID 0.01	73.79		106.15-	32.36-
01/15/09	SOLD 3 SHS MICROSOFT CORP ON 01/12/2009 AT 19.502 THRU RBC CAPITAL MARKETS CORP EXPENSES PAID 0.01	58.50		87.36-	28.86-
01/15/09	SOLD 2 SHS OMNICOM GROUP INC ON 01/12/2009 AT 27.25 THRU RBC CAPITAL MARKETS CORP EXPENSES PAID 0.01	54.49		91.84-	37.35-
01/15/09	SOLD 4 SHS ORACLE CORPORATION ON 01/12/2009 AT 17.15 THRU RBC CAPITAL MARKETS CORP EXPENSES PAID 0 01	68.59		83.77-	15.18-
01/15/09	SOLD 1 SH PEPSICO INC ON 01/12/2009 AT 51.46 THRU RBC CAPITAL MARKETS CORP EXPENSES PAID 0 01	51.45		70.74-	19.29-
01/15/09	SOLD 1 SH PRECISION CASTPARTS ON 01/12/2009 AT 61.49 THRU RBC CAPITAL MARKETS CORP EXPENSES PAID 0 01	61.48		134.84-	73.36-
01/15/09	SOLD 2 SHS SCHWAB CHARLES CORP NEW ON 01/12/2009 AT 15.21 THRU RBC CAPITAL MARKETS CORP EXPENSES PAID 0.01	30.41		47.77-	17.36-
01/15/09	SOLD 1 SH SMITH INTERNATL INC ON 01/12/2009 AT 23.82 THRU RBC CAPITAL MARKETS CORP EXPENSES PAID 0 01	23.81		31.92-	8.11-
01/15/09	SOLD 1 SH STRYKER CORP ON 01/12/2009 AT 40.49 THRU RBC CAPITAL MARKETS CORP EXPENSES PAID 0.01	40.48		29.39-	11.09

Account Statement

Page 59

Account Number M26252

096

Statement Period January 01, 2009 Through December 31, 2009

Transaction Detail (Continued)

Date	Description	Principal Cash	Income Cash	Cost	Gain / Loss
01/15/09	SOLD 1 SH UNITED TECHNOLOGIES CORP ON 01/12/2009 AT 52.66 THRU RBC CAPITAL MARKETS CORP EXPENSES PAID 0.01	52.65		33.44-	19.21
01/15/09	SOLD 2 SHS WEATHERFORD INTL LTD ON 01/12/2009 AT 11.89 THRU RBC CAPITAL MARKETS CORP EXPENSES PAID 0.01	23.77		74.65-	50.88-
01/16/09	SOLD 2,000 UNITS UNITED STATES TREAS NTS 4.5% 05/15/2017 ON 01/15/2009 AT 117.823 THRU RBC CAPITAL MARKETS CORP	2,356.46		1,944.61-	411.85
01/16/09	SOLD 2,000 UNITS UNITED STATES TREAS NTS 4.25% 11/15/2017 ON 01/15/2009 AT 116.776 THRU RBC CAPITAL MARKETS CORP	2,335.52		2,003.05-	332.47
01/20/09	SOLD 12 SHS ILLINOIS TOOL WKS INC ON 01/14/2009 AT 34.7619 THRU RBC CAPITAL MARKETS CORP EXPENSES PAID 0.01	417.13		713.98-	296.85-
01/20/09	SOLD 97 SHS SCHWAB CHARLES CORP NEW ON 01/14/2009 AT 15.1973 THRU RBC CAPITAL MARKETS CORP EXPENSES PAID 0.01	1,474.13		2,316.64-	842.51-
01/21/09	SOLD 15 SHS APPLE COMPUTER INC ON 01/15/2009 AT 81.2301 THRU RBC CAPITAL MARKETS CORP EXPENSES PAID 0.01	1,218.44		2,318.86-	1,100.42-
01/23/09	SOLD 44 SHS DISNEY WALT CO ON 01/20/2009 AT 20.54 THRU RBC CAPITAL MARKETS CORP EXPENSES PAID 0.01	903.75		1,474.18-	570.43-
01/23/09	SOLD 9 SHS EOG RESOURCES INC ON 01/20/2009 AT 61.6021 THRU RBC CAPITAL MARKETS CORP EXPENSES PAID 0.01	554.41		738.15-	183.74-
01/23/09	SOLD 16 SHS SMITH INTERNATL INC ON 01/20/2009 AT 21.9993 THRU RBC CAPITAL MARKETS CORP EXPENSES PAID 0.01	351.98		510.64-	158.66-
01/23/09	SOLD 13 SHS WEATHERFORD INTL LTD ON 01/20/2009 AT 9.46 THRU RBC CAPITAL MARKETS CORP EXPENSES PAID 0.01	122.97		485.22-	362.25-
01/26/09	SOLD 34 SHS GENZYME CORP-GENERAL DIVISION ON 01/21/2009 AT 70.011 THRU RBC CAPITAL MARKETS CORP EXPENSES PAID 0.02	2,380.35		2,175.97-	204.38

Account Statement

Page 60

Account Number: M26252

096

Statement Period: January 01, 2009 Through December 31, 2009

Transaction Detail (Continued)

Date	Description	Principal Cash	Income Cash	Cost	Gain / Loss
02/02/09	SOLD 77 SHS HUDSON CITY BANCORP INC ON 01/28/2009 AT 12.3851 THRU RBC CAPITAL MARKETS CORP EXPENSES PAID 0.01	953.64		1,358.80-	405.16-
02/04/09	SOLD 66 SHS ALTRIA GROUP INC ON 01/30/2009 AT 16.7855 THRU RBC CAPITAL MARKETS CORP EXPENSES PAID 0.01	1,107.83		784.08-	323.75
02/09/09	SOLD 17 SHS COSTCO WHOLESALE CORP ON 02/04/2009 AT 42.3155 THRU RBC CAPITAL MARKETS CORP EXPENSES PAID 0.01	719.35		888.96-	169.61-
02/09/09	SOLD 76 SHS DISNEY WALT CO ON 02/04/2009 AT 18.8125 THRU RBC CAPITAL MARKETS CORP EXPENSES PAID 0.01	1,429.74		2,424.20-	994.46-
02/09/09	SOLD 20 SHS PROCTER & GAMBLE CO ON 02/04/2009 AT 53.4293 THRU RBC CAPITAL MARKETS CORP EXPENSES PAID 0.01	1,068.58		1,214.20-	145.62-
02/09/09	SOLD 8 SHS THERMO FISHER SCIENTIFIC INC ON 02/04/2009 AT 37.9586 THRU RBC CAPITAL MARKETS CORP EXPENSES PAID 0.01	303.66		349.87-	46.21-
02/09/09	SOLD 16 SHS UNITED TECHNOLOGIES CORP ON 02/04/2009 AT 48.2037 THRU RBC CAPITAL MARKETS CORP EXPENSES PAID 0.01	771.25		534.96-	236.29
02/18/09	SOLD 19 SHS ALLERGAN INC ON 02/12/2009 AT 42.44 THRU RBC CAPITAL MARKETS CORP EXPENSES PAID 0.01	806.35		1,178.20-	371.85-
02/18/09	SOLD 9 SHS ECOLAB INC ON 02/12/2009 AT 32.2169 THRU RBC CAPITAL MARKETS CORP EXPENSES PAID 0.01	289.94		311.77-	21.83-
02/18/09	SOLD 12 SHS NORTHERN TRUST CORP ON 02/12/2009 AT 59.25 THRU RBC CAPITAL MARKETS CORP EXPENSES PAID 0.01	710.99		879.85-	168.86-
02/18/09	SOLD 28 SHS PROCTER & GAMBLE CO ON 02/12/2009 AT 51.1013 THRU RBC CAPITAL MARKETS CORP EXPENSES PAID 0.01	1,430.83		1,663.20-	232.37-
02/18/09	SOLD 10 SHS TARGET CORP ON 02/12/2009 AT 30.4046 THRU RBC CAPITAL MARKETS CORP EXPENSES PAID 0.01	304.04		585.38-	281.34-

Account Statement

Page 61

Account Number: M26252

096

Statement Period: January 01, 2009 Through December 31, 2009

Transaction Detail (Continued)

Date	Description	Principal Cash	Income Cash	Cost	Gain / Loss
02/24/09	SOLD 28 SHS ILLINOIS TOOL WKS INC ON 02/19/2009 AT 32.69 THRU RBC CAPITAL MARKETS CORP EXPENSES PAID 0 01	915.31		1,665.97-	750.66-
03/05/09	SOLD 3,000 UNITS UNITED STATES TREAS NTS 4% 08/15/2018 ON 03/04/2009 AT 108.129 THRU RBC CAPITAL MARKETS CORP	3,243.87		3,032.01-	211.86
03/13/09	SOLD 10 SHS APACHE CORP ON 03/10/2009 AT 54.4021 THRU RBC CAPITAL MARKETS CORP EXPENSES PAID 0 01	544.01		837.72-	293.71-
03/13/09	SOLD 14 SHS BARD C R INC ON 03/10/2009 AT 71.93 THRU RBC CAPITAL MARKETS CORP EXPENSES PAID 0.01	1,007.01		1,369.22-	362.21-
03/13/09	SOLD 11 SHS GENZYME CORP-GENERAL DIVISION ON 03/10/2009 AT 55.5742 THRU RBC CAPITAL MARKETS CORP EXPENSES PAID 0 01	611.31		617.02-	5.71-
03/13/09	SOLD 28 SHS STRYKER CORP ON 03/10/2009 AT 31.63 THRU RBC CAPITAL MARKETS CORP EXPENSES PAID 0 01	885.63		823.02-	62.61
03/13/09	SOLD 13 SHS TEVA PHARMACEUTICAL INDS LTD ADR ON 03/10/2009 AT 42.8412 THRU RBC CAPITAL MARKETS CORP EXPENSES PAID 0.01	556.93		546.88-	10.05
03/17/09	SOLD 29 SHS ALLERGAN INC ON 03/12/2009 AT 39.94 THRU RBC CAPITAL MARKETS CORP EXPENSES PAID 0 01	1,158.25		1,679.63-	521.38-
03/17/09	SOLD 22 SHS COLGATE PALMOLIVE CO ON 03/12/2009 AT 56.09 THRU RBC CAPITAL MARKETS CORP EXPENSES PAID 0 01	1,233.97		1,728.10-	494.13-
03/17/09	SOLD 18 SHS EXPRESS SCRIPTS INC CL A ON 03/12/2009 AT 46.74 THRU RBC CAPITAL MARKETS CORP EXPENSES PAID 0.01	841.31		743.06-	98.25
03/20/09	SOLD 37 SHS FASTENAL CO ON 03/17/2009 AT 28.3026 THRU RBC CAPITAL MARKETS CORP EXPENSES PAID 0 01	1,047.19		1,842.01-	794.82-
03/30/09	SOLD 7 SHS LORILLARD INC ON 03/25/2009 AT 64.9195 THRU RBC CAPITAL MARKETS CORP EXPENSES PAID 0.01	454.43		458.87-	4.44-

Account Statement

Page 62

Account Number: M26252

096

Statement Period: January 01, 2009 Through December 31, 2009

Transaction Detail (Continued)

Date	Description	Principal Cash	Income Cash	Cost	Gain / Loss
03/30/09	SOLD 18 SHS COLGATE PALMOLIVE CO ON 03/25/2009 AT 59.47 THRU RBC CAPITAL MARKETS CORP EXPENSES PAID 0.01	1,070.45		1,281.51-	211.06-
03/30/09	SOLD 34 SHS PEPSICO INC ON 03/25/2009 AT 52.31 THRU RBC CAPITAL MARKETS CORP EXPENSES PAID 0.01	1,778.53		2,101.07-	322.54-
03/30/09	SOLD 10 SHS STERICYCLE INC ON 03/25/2009 AT 48.37 THRU RBC CAPITAL MARKETS CORP EXPENSES PAID 0.01	483.71		584.21-	100.50-
04/13/09	SOLD 2 SHS ABBOTT LABS ON 04/07/2009 AT 43.57 THRU RBC CAPITAL MARKETS CORP EXPENSES PAID 0.01	87.13		113.59-	26.46-
04/13/09	SOLD 28 SHS STRYKER CORP ON 04/07/2009 AT 33.12 THRU RBC CAPITAL MARKETS CORP EXPENSES PAID 0.03	927.44		823.02-	104.42
04/16/09	SOLD 6 SHS GOLDMAN SACHS GROUP INC ON 04/13/2009 AT 129.59 THRU RBC CAPITAL MARKETS CORP EXPENSES PAID 0.02	777.53		375.02-	402.51
04/17/09	SOLD 5,000 UNITS WELLS FARGO COMPANY 4.95% 10/16/2013 ON 04/14/2009 AT 93.41 THRU RBC CAPITAL MARKETS CORP	4,670.55		4,820.85-	150.30-
04/21/09	SOLD 34 SHS ILLINOIS TOOL WKS INC ON 04/16/2009 AT 33.17 THRU RBC CAPITAL MARKETS CORP EXPENSES PAID 0.03	1,127.85		1,667.55-	539.70-
04/22/09	SOLD 5,000 UNITS UNITED STATES TREAS NTS 5.75% 08/15/2010 ON 04/21/2009 AT 106.65 THRU RBC CAPITAL MARKETS CORP	5,332.60		5,515.63-	183.03-
04/23/09	SOLD 3 SHS ABBOTT LABS ON 04/20/2009 AT 44.06 THRU RBC CAPITAL MARKETS CORP EXPENSES PAID 0.01	132.17		170.39-	38.22-
04/23/09	SOLD 9 SHS ADOBE SYS INC ON 04/20/2009 AT 23.39 THRU RBC CAPITAL MARKETS CORP EXPENSES PAID 0.01	210.50		216.81-	6.31-
04/23/09	SOLD 5 SHS ALLERGAN INC ON 04/20/2009 AT 47.07 THRU RBC CAPITAL MARKETS CORP EXPENSES PAID 0.01	235.34		191.37-	43.97

Account Statement

Page 63

Account Number: M26252

096

Statement Period: January 01, 2009 Through December 31, 2009

Transaction Detail (Continued)

Date	Description	Principal Cash	Income Cash	Cost	Gain / Loss
04/23/09	SOLD 11 SHS ALTERA CORP ON 04/20/2009 AT 17.45 THRU RBC CAPITAL MARKETS CORP EXPENSES PAID 0 01	191 94		191.03-	0 91
04/23/09	SOLD 3 SHS APACHE CORP ON 04/20/2009 AT 65 25 THRU RBC CAPITAL MARKETS CORP EXPENSES PAID 0 01	195 74		222 63-	26 .89-
04/23/09	SOLD 2 SHS APPLE COMPUTER INC ON 04/20/2009 AT 119 54 THRU RBC CAPITAL MARKETS CORP EXPENSES PAID 0 01	239 .07		161 .22-	77 85
04/23/09	SOLD 13 SHS AUTODESK INC (DEL) ON 04/20/2009 AT 17.59 THRU RBC CAPITAL MARKETS CORP EXPENSES PAID 0 01	228 66		247 .93-	19 .27-
04/23/09	SOLD 2 SHS BARD C R INC ON 04/20/2009 AT 79 05 THRU RBC CAPITAL MARKETS CORP EXPENSES PAID 0 01	158 09		175 .57-	17 .48-
04/23/09	SOLD 4 SHS COSTCO WHOLESALE CORP ON 04/20/2009 AT 44.22 THRU RBC CAPITAL MARKETS CORP EXPENSES PAID 0 01	176 87		209 17-	32 30-
04/23/09	SOLD 9 SHS COGNIZANT TECHNOLOGY SOLUTIONS ON 04/20/2009 AT 22 53 THRU RBC CAPITAL MARKETS CORP EXPENSES PAID 0 01	202 .76		289 .98-	87 22-
04/23/09	SOLD 4 SHS CARNIVAL CORP ON 04/20/2009 AT 25 42 THRU RBC CAPITAL MARKETS CORP EXPENSES PAID 0 01	101 67		92 .06-	9 .61
04/23/09	SOLD 4 SHS CELGENE CORP ON 04/20/2009 AT 37.95 THRU RBC CAPITAL MARKETS CORP EXPENSES PAID 0 01	151 79		213 .34-	61 .55-
04/23/09	SOLD 19 SHS CISCO SYS INC ON 04/20/2009 AT 17.21 THRU RBC CAPITAL MARKETS CORP EXPENSES PAID 0 01	326 98		330 .22-	3 .24-
04/23/09	SOLD 2 SHS COLGATE PALMOLIVE CO ON 04/20/2009 AT 60.56 THRU RBC CAPITAL MARKETS CORP EXPENSES PAID 0.01	121 .11		136 .73-	15 62-
04/23/09	SOLD 5 SHS DANAHER CORP ON 04/20/2009 AT 53.30 THRU RBC CAPITAL MARKETS CORP EXPENSES PAID 0 01	266 .49		150 .70-	115 .79

Comerica

Account Statement

Page 64

Account Number **M26252**

096

Statement Period: January 01, 2009 Through December 31, 2009

Transaction Detail (Continued)

Date	Description	Principal Cash	Income Cash	Cost	Gain / Loss
04/23/09	SOLD 4 SHS EOG RESOURCES INC ON 04/20/2009 AT 56.00 THRU RBC CAPITAL MARKETS CORP EXPENSES PAID 0 01	223 99		241.44-	17 45-
04/23/09	SOLD 2 SHS EXXON MOBIL CORPORATION ON 04/20/2009 AT 65.33 THRU RBC CAPITAL MARKETS CORP EXPENSES PAID 0 01	130 65		153.44-	22 .79-
04/23/09	SOLD 9 SHS ECOLAB INC ON 04/20/2009 AT 37 45 THRU RBC CAPITAL MARKETS CORP EXPENSES PAID 0 01	337 04		189 15-	147.89
04/23/09	SOLD 4 SHS EXPRESS SCRIPTS INC CL A ON 04/20/2009 AT 58.41 THRU RBC CAPITAL MARKETS CORP EXPENSES PAID 0.01	233 63		69 02-	164 61
04/23/09	SOLD 6 SHS FASTENAL CO ON 04/20/2009 AT 34 50 THRU RBC CAPITAL MARKETS CORP EXPENSES PAID 0 01	206.99		297 02-	90.03-
04/23/09	SOLD 1 SH GOOGLE INC CL A ON 04/20/2009 AT 377 02 THRU RBC CAPITAL MARKETS CORP EXPENSES PAID 0 01	377.01		674.18-	297.17-
04/23/09	SOLD 3 SHS GENZYME CORP-GENERAL DIVISION ON 04/20/2009 AT 54.20 THRU RBC CAPITAL MARKETS CORP EXPENSES PAID 0.01	162.59		168.28-	5.69-
04/23/09	SOLD 4 SHS GILEAD SCIENCES INC ON 04/20/2009 AT 43 55 THRU RBC CAPITAL MARKETS CORP EXPENSES PAID 0 01	174.19		195.58-	21 39-
04/23/09	SOLD 6 SHS HUDSON CITY BANCORP INC ON 04/20/2009 AT 12 07 THRU RBC CAPITAL MARKETS CORP EXPENSES PAID 0.01	72.41		105 88-	33 47-
04/23/09	SOLD 6 SHS HEWLETT PACKARD CO ON 04/20/2009 AT 34 63 THRU RBC CAPITAL MARKETS CORP EXPENSES PAID 0 01	207.77		215 38-	7.61-
04/23/09	SOLD 5 SHS ILLINOIS TOOL WKS INC ON 04/20/2009 AT 31.19 THRU RBC CAPITAL MARKETS CORP EXPENSES PAID 0 01	155.94		297 49-	141.55-
04/23/09	SOLD 8 SHS INTUIT INC ON 04/20/2009 AT 24 44 THRU RBC CAPITAL MARKETS CORP EXPENSES PAID 0.01	195 51		211.68-	16.17-

Account Statement

Page 65

Account Number: M26252

096

Statement Period: January 01, 2009 Through December 31, 2009

Transaction Detail (Continued)

Date	Description	Principal Cash	Income Cash	Cost	Gain / Loss
04/23/09	SOLD 7 SHS KOHLS CORP ON 04/20/2009 AT 42.87 THRU RBC CAPITAL MARKETS CORP EXPENSES PAID 0.01	300.08		371.53-	71.45-
04/23/09	SOLD 2 SHS MONSANTO CO ON 04/20/2009 AT 78.21 THRU RBC CAPITAL MARKETS CORP EXPENSES PAID 0.01	156.41		159.40-	2.99-
04/23/09	SOLD 20 SHS MICROSOFT CORP ON 04/20/2009 AT 18.72 THRU RBC CAPITAL MARKETS CORP EXPENSES PAID 0.01	374.39		582.40-	208.01-
04/23/09	SOLD 6 SHS NORTHERN TRUST CORP ON 04/20/2009 AT 59.74 THRU RBC CAPITAL MARKETS CORP EXPENSES PAID 0.01	358.43		411.75-	53.32-
04/23/09	SOLD 6 SHS OMNICOM GROUP INC ON 04/20/2009 AT 28.04 THRU RBC CAPITAL MARKETS CORP EXPENSES PAID 0.01	168.23		275.53-	107.30-
04/23/09	SOLD 23 SHS ORACLE CORPORATION ON 04/20/2009 AT 18.74 THRU RBC CAPITAL MARKETS CORP EXPENSES PAID 0.02	431.00		480.58-	49.58-
04/23/09	SOLD 3 SHS PEPSICO INC ON 04/20/2009 AT 50.01 THRU RBC CAPITAL MARKETS CORP EXPENSES PAID 0.01	150.02		158.40-	8.38-
04/23/09	SOLD 3 SHS PRAXAIR INC ON 04/20/2009 AT 65.29 THRU RBC CAPITAL MARKETS CORP EXPENSES PAID 0.01	195.86		241.78-	45.92-
04/23/09	SOLD 3 SHS PRECISION CASTPARTS ON 04/20/2009 AT 61.93 THRU RBC CAPITAL MARKETS CORP EXPENSES PAID 0.01	185.78		404.51-	218.73-
04/23/09	SOLD 4 SHS PROCTER & GAMBLE CO ON 04/20/2009 AT 50.90 THRU RBC CAPITAL MARKETS CORP EXPENSES PAID 0.01	203.59		235.60-	32.01-
04/23/09	SOLD 3 SHS O REILLY AUTOMOTIVE INC ON 04/20/2009 AT 37.87 THRU RBC CAPITAL MARKETS CORP EXPENSES PAID 0.01	113.60		99.98-	13.62
04/23/09	SOLD 8 SHS QUALCOMM INC ON 04/20/2009 AT 39.38 THRU RBC CAPITAL MARKETS CORP EXPENSES PAID 0.01	315.03		364.51-	49.48-

Account Statement

Page 66

Account Number M26252

096

Statement Period: January 01, 2009 Through December 31, 2009

Transaction Detail (Continued)

Date	Description	Principal Cash	Income Cash	Cost	Gain / Loss
04/23/09	SOLD 4 SHS STERICYCLE INC ON 04/20/2009 AT 50.12 THRU RBC CAPITAL MARKETS CORP EXPENSES PAID 0 01	200 47		233 69-	33 22-
04/23/09	SOLD 4 SHS ST JUDE MED INC ON 04/20/2009 AT 35 64 THRU RBC CAPITAL MARKETS CORP EXPENSES PAID 0.01	142 55		154 16-	11 61-
04/23/09	SOLD 11 SHS SMITH INTERNATL INC ON 04/20/2009 AT 24.29 THRU RBC CAPITAL MARKETS CORP EXPENSES PAID 0 01	267 18		351 07-	83.89-
04/23/09	SOLD 4 SHS TARGET CORP ON 04/20/2009 AT 38 07 THRU RBC CAPITAL MARKETS CORP EXPENSES PAID 0.01	152 27		234 15-	81 88-
04/23/09	SOLD 5 SHS TEVA PHARMACEUTICAL INDS LTD ADR ON 04/20/2009 AT 44 09 THRU RBC CAPITAL MARKETS CORP EXPENSES PAID 0.01	220 44		210 34-	10.10
04/23/09	SOLD 5 SHS THERMO FISHER SCIENTIFIC INC ON 04/20/2009 AT 36.60 THRU RBC CAPITAL MARKETS CORP EXPENSES PAID 0 01	182.99		218.67-	35.68-
04/23/09	SOLD 5 SHS UNITED TECHNOLOGIES CORP ON 04/20/2009 AT 45.68 THRU RBC CAPITAL MARKETS CORP EXPENSES PAID 0.01	228 39		167.17-	61 22
04/23/09	SOLD 20 SHS WEATHERFORD INTL LTD ON 04/20/2009 AT 14.15 THRU RBC CAPITAL MARKETS CORP EXPENSES PAID 0 01	282 99		746.48-	463 49-
04/24/09	SOLD 8 SHS ANGLOGOLD ASHANTI LIMITED ON 04/21/2009 AT 30 15 THRU RBC CAPITAL MARKETS CORP EXPENSES PAID 0 01	241 19		297 49-	56.30-
04/24/09	SOLD 18 SHS AGILENT TECHNOLOGIES INC ON 04/21/2009 AT 16.54 THRU RBC CAPITAL MARKETS CORP EXPENSES PAID 0.01	297 71		570 06-	272 35-
04/24/09	SOLD 4 SHS AT&T INC ON 04/21/2009 AT 25 28 THRU RBC CAPITAL MARKETS CORP EXPENSES PAID 0 01	101.11		94.81-	6.30
04/24/09	SOLD 6 SHS AMGEN INC ON 04/21/2009 AT 45.71 THRU RBC CAPITAL MARKETS CORP EXPENSES PAID 0 01	274.25		285.92-	11.67-

Comerica

Account Statement

Page 67

Account Number: M26252

096

Statement Period: January 01, 2009 Through December 31, 2009

Transaction Detail (Continued)

Date	Description	Principal Cash	Income Cash	Cost	Gain / Loss
04/24/09	SOLD 11 SHS AON CORP ON 04/21/2009 AT 41.35 THRU RBC CAPITAL MARKETS CORP EXPENSES PAID 0.02	454.83		374.22-	80 61
04/24/09	SOLD 4 SHS APACHE CORP ON 04/21/2009 AT 65.41 THRU RBC CAPITAL MARKETS CORP EXPENSES PAID 0.01	261 63		258.27-	3 36
04/24/09	SOLD 8 SHS BARRICK GOLD CORP ON 04/21/2009 AT 27.81 THRU RBC CAPITAL MARKETS CORP EXPENSES PAID 0.01	222 47		148.92-	73.55
04/24/09	SOLD 18 SHS COMCAST CORP SPECIAL CL A ON 04/21/2009 AT 13 33 THRU RBC CAPITAL MARKETS CORP EXPENSES PAID 0.01	239.93		344.38-	104 45-
04/24/09	SOLD 35 SHS CA INC ON 04/21/2009 AT 17.2105 THRU RBC CAPITAL MARKETS CORP EXPENSES PAID 0 02	602 35		875.46-	273.11-
04/24/09	SOLD 15 SHS HALLIBURTON CO ON 04/21/2009 AT 19.85 THRU RBC CAPITAL MARKETS CORP EXPENSES PAID 0.01	297 74		263 84-	33.90
04/24/09	SOLD 3 SHS HESS CORP COM ON 04/21/2009 AT 50.48 THRU RBC CAPITAL MARKETS CORP EXPENSES PAID 0 01	151 43		170.26-	18 83-
04/24/09	SOLD 6 SHS JPMORGAN CHASE & CO ON 04/21/2009 AT 31.64 THRU RBC CAPITAL MARKETS CORP EXPENSES PAID 0 01	189 83		175.74-	14 09
04/24/09	SOLD 8 SHS KIMBERLY CLARK CORP ON 04/21/2009 AT 49.66 THRU RBC CAPITAL MARKETS CORP EXPENSES PAID 0.02	397.26		470.32-	73.06-
04/24/09	SOLD 9 SHS LOCKHEED MARTIN CORP ON 04/21/2009 AT 76.32 THRU RBC CAPITAL MARKETS CORP EXPENSES PAID 0 02	686.86		439 91-	246 95
04/24/09	SOLD 11 SHS LOEWS CORP ON 04/21/2009 AT 24 51 THRU RBC CAPITAL MARKETS CORP EXPENSES PAID 0 01	269.60		423 43-	153.83-
04/24/09	SOLD 24 SHS MICROSOFT CORP ON 04/21/2009 AT 18 75 THRU RBC CAPITAL MARKETS CORP EXPENSES PAID 0.02	449 98		664.83-	214 85-

Account Statement

Page 68

Account Number: M26252

- 096

Statement Period: January 01, 2009 Through December 31, 2009

Transaction Detail (Continued)

Date	Description	Principal Cash	Income Cash	Cost	Gain / Loss
04/24/09	SOLD 195 SHS MOTOROLA INC ON 04/21/2009 AT 5.51 THRU RBC CAPITAL MARKETS CORP EXPENSES PAID 0.03	1,074.42		3,715.52-	2,641.10-
04/24/09	SOLD 19 SHS NOBLE ENERGY INC ON 04/21/2009 AT 58.77 THRU RBC CAPITAL MARKETS CORP EXPENSES PAID 0.03	1,116.60		575.53-	541.07
04/24/09	SOLD 6 SHS NRG ENERGY INC ON 04/21/2009 AT 17.70 THRU RBC CAPITAL MARKETS CORP EXPENSES PAID 0.01	106.19		253.45-	147.26-
04/24/09	SOLD 7 SHS PHILIP MORRIS INTL INC ON 04/21/2009 AT 36.76 THRU RBC CAPITAL MARKETS CORP EXPENSES PAID 0.01	257.31		184.79-	72.52
04/24/09	SOLD 36 SHS PITNEY BOWES INC ON 04/21/2009 AT 24.38 THRU RBC CAPITAL MARKETS CORP EXPENSES PAID 0.03	877.65		1,462.93-	585.28-
04/24/09	SOLD 4 SHS RAYTHEON COMPANY ON 04/21/2009 AT 41.04 THRU RBC CAPITAL MARKETS CORP EXPENSES PAID 0.01	164.15		121.25-	42.90
04/24/09	SOLD 3 SHS SANOFI-AVENTIS ON 04/21/2009 AT 26.22 THRU RBC CAPITAL MARKETS CORP EXPENSES PAID 0.01	78.65		124.67-	46.02-
04/24/09	SOLD 8 SHS TALISMAN ENERGY INC ON 04/21/2009 AT 11.56 THRU RBC CAPITAL MARKETS CORP EXPENSES PAID 0.01	92.47		180.18-	87.71-
04/24/09	SOLD 4 SHS UNION PACIFIC CORP ON 04/21/2009 AT 46.15 THRU RBC CAPITAL MARKETS CORP EXPENSES PAID 0.01	184.59		123.66-	60.93
04/28/09	SOLD 5,000 UNITS DU PONT E I DE NEMOURS & CO 4 125% 04/30/2010 ON 04/24/2009 AT 102.81 THRU RBC CAPITAL MARKETS CORP	5,140.50		4,837.35-	303.15
04/30/09	SOLD 2 SHS ADOBE SYS INC ON 04/27/2009 AT 26.4438 THRU RBC CAPITAL MARKETS CORP EXPENSES PAID 0.01	52.88		48.18-	4.70
04/30/09	SOLD 1 SH ALLERGAN INC ON 04/27/2009 AT 48.01 THRU RBC CAPITAL MARKETS CORP EXPENSES PAID 0.01	48.00		38.27-	9.73

Account Statement

Page 69

Account Number. M26252

096

Statement Period: January 01, 2009 Through December 31, 2009

Transaction Detail (Continued)

Date	Description	Principal Cash	Income Cash	Cost	Gain / Loss
04/30/09	SOLD 1 SH APACHE CORP ON 04/27/2009 AT 68.41 THRU RBC CAPITAL MARKETS CORP EXPENSES PAID 0.01	68.40		74.21-	5.81-
04/30/09	SOLD 1 SH APPLE COMPUTER INC ON 04/27/2009 AT 124.94 THRU RBC CAPITAL MARKETS CORP EXPENSES PAID 0.01	124.93		80.61-	44.32
04/30/09	SOLD 2 SHS AUTODESK INC (DEL) ON 04/27/2009 AT 19.41 THRU RBC CAPITAL MARKETS CORP EXPENSES PAID 0.01	38.81		38.14-	0.67
04/30/09	SOLD 11 SHS BARD C R INC ON 04/27/2009 AT 71.58 THRU RBC CAPITAL MARKETS CORP EXPENSES PAID 0.03	787.35		963.37-	176.02-
04/30/09	SOLD 1 SH COSTCO WHOLESALE CORP ON 04/27/2009 AT 48.10 THRU RBC CAPITAL MARKETS CORP EXPENSES PAID 0.01	48.09		52.29-	4.20-
04/30/09	SOLD 2 SHS COGNIZANT TECHNOLOGY SOLUTIONS ON 04/27/2009 AT 23.08 THRU RBC CAPITAL MARKETS CORP EXPENSES PAID 0.01	46.15		64.44-	18.29-
04/30/09	SOLD 2 SHS CISCO SYS INC ON 04/27/2009 AT 18.462 THRU RBC CAPITAL MARKETS CORP EXPENSES PAID 0.01	36.91		34.76-	2.15
04/30/09	SOLD 1 SH DANAHER CORP ON 04/27/2009 AT 59.14 THRU RBC CAPITAL MARKETS CORP EXPENSES PAID 0.01	59.13		30.14-	28.99
04/30/09	SOLD 1 SH EXXON MOBIL CORPORATION ON 04/27/2009 AT 66.41 THRU RBC CAPITAL MARKETS CORP EXPENSES PAID 0.01	66.40		76.72-	10.32-
04/30/09	SOLD 1 SH ECOLAB INC ON 04/27/2009 AT 38.07 THRU RBC CAPITAL MARKETS CORP EXPENSES PAID 0.01	38.06		21.02-	17.04
04/30/09	SOLD 1 SH EXPRESS SCRIPTS INC CL A ON 04/27/2009 AT 59.13 THRU RBC CAPITAL MARKETS CORP EXPENSES PAID 0.01	59.12		17.25-	41.87
04/30/09	SOLD 1 SH FASTENAL CO ON 04/27/2009 AT 37.44 THRU RBC CAPITAL MARKETS CORP EXPENSES PAID 0.01	37.43		49.22-	11.79-

Comerica

Account Statement

Page 70

Account Number. **M26252**

096

Statement Period: January 01, 2009 Through December 31, 2009

Transaction Detail (Continued)

Date	Description	Principal Cash	Income Cash	Cost	Gain / Loss
04/30/09	SOLD 1 SH GOOGLE INC CL A ON 04/27/2009 AT 388.01 THRU RBC CAPITAL MARKETS CORP EXPENSES PAID 0.01	388.00		511.88-	123.88-
04/30/09	SOLD 1 SH GILEAD SCIENCES INC ON 04/27/2009 AT 47.56 THRU RBC CAPITAL MARKETS CORP EXPENSES PAID 0.01	47.55		48.90-	1.35-
04/30/09	SOLD 1 SH HUDSON CITY BANCORP INC ON 04/27/2009 AT 12.67 THRU RBC CAPITAL MARKETS CORP EXPENSES PAID 0.01	12.66		17.65-	4.99-
04/30/09	SOLD 1 SH HEWLETT PACKARD CO ON 04/27/2009 AT 35.98 THRU RBC CAPITAL MARKETS CORP EXPENSES PAID 0.01	35.97		35.90-	0.07
04/30/09	SOLD 1 SH INTUIT INC ON 04/27/2009 AT 23.43 THRU RBC CAPITAL MARKETS CORP EXPENSES PAID 0.01	23.42		26.46-	3.04-
04/30/09	SOLD 1 SH KOHLS CORP ON 04/27/2009 AT 45.45 THRU RBC CAPITAL MARKETS CORP EXPENSES PAID 0.01	45.44		53.08-	7.64-
04/30/09	SOLD 1 SH MONSANTO CO ON 04/27/2009 AT 81.61 THRU RBC CAPITAL MARKETS CORP EXPENSES PAID 0.01	81.60		79.70-	1.90
04/30/09	SOLD 2 SHS MICROSOFT CORP ON 04/27/2009 AT 20.642 THRU RBC CAPITAL MARKETS CORP EXPENSES PAID 0.01	41.27		58.24-	16.97-
04/30/09	SOLD 69 SHS ORACLE CORPORATION ON 04/27/2009 AT 20.062 THRU RBC CAPITAL MARKETS CORP EXPENSES PAID 0.04	1,384.24		1,439.31-	55.07-
04/30/09	SOLD 1 SH PRECISION CASTPARTS ON 04/27/2009 AT 72.97 THRU RBC CAPITAL MARKETS CORP EXPENSES PAID 0.01	72.96		134.84-	61.88-
04/30/09	SOLD 1 SH STERICYCLE INC ON 04/27/2009 AT 49.12 THRU RBC CAPITAL MARKETS CORP EXPENSES PAID 0.01	49.11		58.42-	9.31-
04/30/09	SOLD 10 SHS ST JUDE MED INC ON 04/27/2009 AT 34.74 THRU RBC CAPITAL MARKETS CORP EXPENSES PAID 0.01	347.39		385.40-	38.01-

Account Statement

Page 71

Account Number M26252

096

Statement Period: January 01, 2009 Through December 31, 2009

Transaction Detail (Continued)

Date	Description	Principal Cash	Income Cash	Cost	Gain / Loss
04/30/09	SOLD 2 SHS SMITH INTERNATL INC ON 04/27/2009 AT 25.82 THRU RBC CAPITAL MARKETS CORP EXPENSES PAID 0 01	51 63		63.83-	12.20-
04/30/09	SOLD 20 SHS TEVA PHARMACEUTICAL INDS LTD ADR ON 04/27/2009 AT 44 82 THRU RBC CAPITAL MARKETS CORP EXPENSES PAID 0.03	896 37		841.36-	55 01
04/30/09	SOLD 3 SHS WEATHERFORD INTL LTD ON 04/27/2009 AT 16 652 THRU RBC CAPITAL MARKETS CORP EXPENSES PAID 0.01	49.95		111.98-	62.03-
05/01/09	SOLD 11 SHS KOHLS CORP ON 04/28/2009 AT 44.45 THRU RBC CAPITAL MARKETS CORP EXPENSES PAID 0 02	488 93		583.84-	94 91-
05/01/09	SOLD 23 SHS WEATHERFORD INTL LTD ON 04/28/2009 AT 15 9805 THRU RBC CAPITAL MARKETS CORP EXPENSES PAID 0.01	367 54		811.09-	443 55-
05/08/09	SOLD 12 SHS BARD C R INC ON 05/05/2009 AT 71.805 THRU RBC CAPITAL MARKETS CORP EXPENSES PAID 0 03	861.63		1,173.61-	311 98-
05/14/09	SOLD 23 SHS ABBOTT LABS ON 05/11/2009 AT 44.9774 THRU RBC CAPITAL MARKETS CORP EXPENSES PAID 0.03	1,034 45		1,306 29-	271.84-
05/14/09	SOLD 28 SHS ECOLAB INC ON 05/11/2009 AT 38.13 THRU RBC CAPITAL MARKETS CORP EXPENSES PAID 0 03	1,067 61		588.47-	479 14
05/14/09	SOLD 28 SHS PROCTER & GAMBLE CO ON 05/11/2009 AT 50.80 THRU RBC CAPITAL MARKETS CORP EXPENSES PAID 0 04	1,422.36		1,644.98-	222.62-
05/14/09	SOLD 15 SHS STERICYCLE INC ON 05/11/2009 AT 48.2614 THRU RBC CAPITAL MARKETS CORP EXPENSES PAID 0 02	723.90		876.32-	152 42-
05/15/09	SOLD 45 SHS WEATHERFORD INTL LTD ON 05/12/2009 AT 18 3592 THRU RBC CAPITAL MARKETS CORP EXPENSES PAID 0 03	826.13		1,573 03-	746.90-
05/22/09	SOLD 21 SHS COSTCO WHOLESALE CORP ON 05/19/2009 AT 47.5048 THRU RBC CAPITAL MARKETS CORP EXPENSES PAID 0.03	997.57		1,098.12-	100.55-

Comerica

Account Statement

Page 72

Account Number: M26252

096

Statement Period: January 01, 2009 Through December 31, 2009

Transaction Detail (Continued)

Date	Description	Principal Cash	Income Cash	Cost	Gain / Loss
05/22/09	SOLD 29 SHS CELGENE CORP ON 05/19/2009 AT 39.143 THRU RBC CAPITAL MARKETS CORP EXPENSES PAID 0 03	1,135 12		1,546 74-	411.62-
05/22/09	SOLD 13 SHS ECOLAB INC ON 05/19/2009 AT 36.537 THRU RBC CAPITAL MARKETS CORP EXPENSES PAID 0 02	474.96		273.22-	201 74
05/22/09	SOLD 77 SHS HUDSON CITY BANCORP INC ON 05/19/2009 AT 12 5339 THRU RBC CAPITAL MARKETS CORP EXPENSES PAID 0 03	965 08		1,337.30-	372 22-
05/22/09	SOLD 7 SHS MONSANTO CO ON 05/19/2009 AT 90.104 THRU RBC CAPITAL MARKETS CORP EXPENSES PAID 0 02	630 71		557 90-	72 81
05/22/09	SOLD 28 SHS NORTHERN TRUST CORP ON 05/19/2009 AT 52.7232 THRU RBC CAPITAL MARKETS CORP EXPENSES PAID 0 04	1,476 21		1,884.91-	408.70-
06/19/09	SOLD 23 SHS GENZYME CORP-GENERAL DIVISION ON 06/16/2009 AT 52.632 THRU RBC CAPITAL MARKETS CORP EXPENSES PAID 0 04	1,210 50		1,290.13-	79 63-
06/22/09	SOLD 15 SHS ADOBE SYS INC ON 06/17/2009 AT 28 6314 THRU RBC CAPITAL MARKETS CORP EXPENSES PAID 0 02	429.45		361.35-	68 10
06/22/09	SOLD 4 SHS APACHE CORP ON 06/17/2009 AT 78 6152 THRU RBC CAPITAL MARKETS CORP EXPENSES PAID 0 01	314 45		388 85-	74 40-
06/22/09	SOLD 30 SHS AUTODESK INC (DEL) ON 06/17/2009 AT 20.9285 THRU RBC CAPITAL MARKETS CORP EXPENSES PAID 0 02	627 83		572.14-	55.69
06/22/09	SOLD 15 SHS EOG RESOURCES INC ON 06/17/2009 AT 73 045 THRU RBC CAPITAL MARKETS CORP EXPENSES PAID 0 03	1,095.65		905 41-	190 24
06/22/09	SOLD 28 SHS FASTENAL CO ON 06/17/2009 AT 33.6976 THRU RBC CAPITAL MARKETS CORP EXPENSES PAID 0.03	943 50		1,323 47-	379 97-
06/22/09	SOLD 1 SH FREEPORT-MCMORAN COPPER & GOLD B ON 06/17/2009 AT 50 184 THRU RBC CAPITAL MARKETS CORP EXPENSES PAID 0 01	50.17		50 22-	0 05-

Account Statement

Page 73

Account Number: M26252

096

Statement Period January 01, 2009 Through December 31, 2009

Transaction Detail (Continued)

Date	Description	Principal Cash	Income Cash	Cost	Gain / Loss
06/22/09	SOLD 11 SHS PRECISION CASTPARTS ON 06/17/2009 AT 80.8574 THRU RBC CAPITAL MARKETS CORP EXPENSES PAID 0.03	889.40		948.03-	58.63-
06/22/09	SOLD 56 SHS SMITH INTERNATL INC ON 06/17/2009 AT 27.28 THRU RBC CAPITAL MARKETS CORP EXPENSES PAID 0.04	1,527.64		1,620.23-	92.59-
06/22/09	SOLD 3 SHS WEATHERFORD INTL LTD ON 06/17/2009 AT 19.981 THRU RBC CAPITAL MARKETS CORP EXPENSES PAID 0.01	59.93		104.87-	44.94-
06/30/09	SOLD 11 SHS MONSANTO CO ON 06/25/2009 AT 74.0363 THRU RBC CAPITAL MARKETS CORP EXPENSES PAID 0.03	814.37		876.70-	62.33-
07/01/09	SOLD 24 SHS US STEEL CORP ON 06/26/2009 AT 36.9799 THRU RBC CAPITAL MARKETS CORP EXPENSES PAID 0.03	887.49		1,819.85-	932.36-
07/14/09	SOLD 3,000 UNITS UNITED STATES TREAS NTS 4% 08/15/2018 ON 07/10/2009 AT 105.3824 THRU RBC CAPITAL MARKETS CORP	3,161.47		3,037.79-	123.68
07/27/09	SOLD 6 SHS ANGLOGOLD ASHANTI LIMITED ON 07/22/2009 AT 39.4805 THRU RBC CAPITAL MARKETS CORP EXPENSES PAID 0.01	236.87		223.12-	13.75
07/30/09	SOLD 19 SHS LORILLARD INC ON 07/27/2009 AT 72.2121 THRU RBC CAPITAL MARKETS CORP EXPENSES PAID 0.04	1,371.99		1,245.49-	126.50
07/31/09	SOLD 92 SHS ADOBE SYS INC ON 07/28/2009 AT 32.4215 THRU RBC CAPITAL MARKETS CORP EXPENSES PAID 0.08	2,982.70		1,997.33-	985.37
07/31/09	SOLD 54 SHS ALLERGAN INC ON 07/28/2009 AT 52.314 THRU RBC CAPITAL MARKETS CORP EXPENSES PAID 0.08	2,824.88		2,040.75-	784.13
07/31/09	SOLD 124 SHS ALTERA CORP ON 07/28/2009 AT 18.9617 THRU RBC CAPITAL MARKETS CORP EXPENSES PAID 0.07	2,351.19		2,061.98-	289.21
07/31/09	SOLD 26 SHS APACHE CORP ON 07/28/2009 AT 77.898 THRU RBC CAPITAL MARKETS CORP EXPENSES PAID 0.06	2,025.29		2,500.34-	475.05-

Account Statement

Page 74

Account Number. M26252

096

Statement Period: January 01, 2009 Through December 31, 2009

Transaction Detail (Continued)

Date	Description	Principal Cash	Income Cash	Cost	Gain / Loss
07/31/09	SOLD 98 SHS AUTODESK INC (DEL) ON 07/28/2009 AT 22.5615 THRU RBC CAPITAL MARKETS CORP EXPENSES PAID 0 06	2,210 97		1,658 32-	552 65
07/31/09	SOLD 95 SHS CARNIVAL CORP ON 07/28/2009 AT 27.982 THRU RBC CAPITAL MARKETS CORP EXPENSES PAID 0.07	2,658.22		2,350.76-	307 46
07/31/09	SOLD 156 SHS CISCO SYS INC ON 07/28/2009 AT 21 7712 THRU RBC CAPITAL MARKETS CORP EXPENSES PAID 0 09	3,396.22		2,540.73-	855 49
07/31/09	SOLD 23 SHS COLGATE PALMOLIVE CO ON 07/28/2009 AT 75 2887 THRU RBC CAPITAL MARKETS CORP EXPENSES PAID 0.05	1,731 59		1,542 94-	188 65
07/31/09	SOLD 47 SHS DANAHER CORP ON 07/28/2009 AT 60 572 THRU RBC CAPITAL MARKETS CORP EXPENSES PAID 0 08	2,846 80		1,509.15-	1,337 65
07/31/09	SOLD 14 SHS EOG RESOURCES INC ON 07/28/2009 AT 72.97 THRU RBC CAPITAL MARKETS CORP EXPENSES PAID 0.03	1,021 55		845 04-	176.51
07/31/09	SOLD 18 SHS EXXON MOBIL CORPORATION ON 07/28/2009 AT 71.75 THRU RBC CAPITAL MARKETS CORP EXPENSES PAID 0.04	1,291 46		1,380 96-	89.50-
07/31/09	SOLD 31 SHS FASTENAL CO ON 07/28/2009 AT 35 4015 THRU RBC CAPITAL MARKETS CORP EXPENSES PAID 0.03	1,097 42		1,460 60-	363 18-
07/31/09	SOLD 40 SHS FREEPORT-MCMORAN COPPER & GOLD B ON 07/28/2009 AT 58 402 THRU RBC CAPITAL MARKETS CORP EXPENSES PAID 0 07	2,336.01		2,008 54-	327 47
07/31/09	SOLD 71 SHS HEWLETT PACKARD CO ON 07/28/2009 AT 41 6725 THRU RBC CAPITAL MARKETS CORP EXPENSES PAID 0 08	2,958.67		2,539 91-	418.76
07/31/09	SOLD 42 SHS ILLINOIS TOOL WKS INC ON 07/28/2009 AT 40 1945 THRU RBC CAPITAL MARKETS CORP EXPENSES PAID 0 05	1,688 12		2,496 44-	808.32-
07/31/09	SOLD 70 SHS INTUIT INC ON 07/28/2009 AT 29.6315 THRU RBC CAPITAL MARKETS CORP EXPENSES PAID 0.06	2,074 15		1,803.82-	270.33

Account Statement

Page 75

Account Number. M26252

096

Statement Period. January 01, 2009 Through December 31, 2009

Transaction Detail (Continued)

Date	Description	Principal Cash	Income Cash	Cost	Gain / Loss
07/31/09	SOLD 101 SHS JOHNSON CONTROLS ON 07/28/2009 AT 24.6925 THRU RBC CAPITAL MARKETS CORP EXPENSES PAID 0.07	2,493.87		2,020.21-	473.66
07/31/09	SOLD 55 SHS KOHLS CORP ON 07/28/2009 AT 49.432 THRU RBC CAPITAL MARKETS CORP EXPENSES PAID 0.07	2,718.69		2,647.40-	71.29
07/31/09	SOLD 6 SHS MASTERCARD INC ON 07/28/2009 AT 186.15 THRU RBC CAPITAL MARKETS CORP EXPENSES PAID 0.03	1,116.87		1,015.44-	101.43
07/31/09	SOLD 24 SHS MCAFEE INC ON 07/28/2009 AT 44.672 THRU RBC CAPITAL MARKETS CORP EXPENSES PAID 0.03	1,072.10		945.96-	126.14
07/31/09	SOLD 167 SHS MICROSOFT CORP ON 07/28/2009 AT 23.3912 THRU RBC CAPITAL MARKETS CORP EXPENSES PAID 0.11	3,906.22		5,663.47-	1,757.25-
07/31/09	SOLD 78 SHS OMNICOM GROUP INC ON 07/28/2009 AT 33.4583 THRU RBC CAPITAL MARKETS CORP EXPENSES PAID 0.07	2,609.67		3,212.56-	602.89-
07/31/09	SOLD 125 SHS ORACLE CORPORATION ON 07/28/2009 AT 22.2512 THRU RBC CAPITAL MARKETS CORP EXPENSES PAID 0.08	2,781.32		2,502.41-	278.91
07/31/09	SOLD 60 SHS PEPSICO INC ON 07/28/2009 AT 55.972 THRU RBC CAPITAL MARKETS CORP EXPENSES PAID 0.09	3,358.23		3,150.20-	208.03
07/31/09	SOLD 28 SHS PRAXAIR INC ON 07/28/2009 AT 76.254 THRU RBC CAPITAL MARKETS CORP EXPENSES PAID 0.06	2,135.05		2,256.62-	121.57-
07/31/09	SOLD 26 SHS PRECISION CASTPARTS ON 07/28/2009 AT 78.661 THRU RBC CAPITAL MARKETS CORP EXPENSES PAID 0.06	2,045.13		3,077.75-	1,032.62-
07/31/09	SOLD 25 SHS O REILLY AUTOMOTIVE INC ON 07/28/2009 AT 40.723 THRU RBC CAPITAL MARKETS CORP EXPENSES PAID 0.03	1,018.05		833.12-	184.93
07/31/09	SOLD 34 SHS STERICYCLE INC ON 07/28/2009 AT 52.8145 THRU RBC CAPITAL MARKETS CORP EXPENSES PAID 0.05	1,795.64		1,901.41-	105.77-

Account Statement

Page 76

Account Number. **M26252**

096

Statement Period: January 01, 2009 Through December 31, 2009

Transaction Detail (Continued)

Date	Description	Principal Cash	Income Cash	Cost	Gain / Loss
07/31/09	SOLD 27 SHS ST JUDE MED INC ON 07/28/2009 AT 39.00 THRU RBC CAPITAL MARKETS CORP EXPENSES PAID 0 03	1,052.97		1,040.58-	12.39
07/31/09	SOLD 24 SHS SCHLUMBERGER LTD ON 07/28/2009 AT 54.2525 THRU RBC CAPITAL MARKETS CORP EXPENSES PAID 0 04	1,302.02		1,322.40-	20.38-
07/31/09	SOLD 56 SHS SMITH INTERNATL INC ON 07/28/2009 AT 24.732 THRU RBC CAPITAL MARKETS CORP EXPENSES PAID 0 04	1,384.95		1,224.16-	160.79
07/31/09	SOLD 48 SHS TARGET CORP ON 07/28/2009 AT 42.954 THRU RBC CAPITAL MARKETS CORP EXPENSES PAID 0 06	2,061.73		2,512.18-	450.45-
07/31/09	SOLD 53 SHS THERMO FISHER SCIENTIFIC INC ON 07/28/2009 AT 44.352 THRU RBC CAPITAL MARKETS CORP EXPENSES PAID 0 07	2,350.59		2,278.56-	72.03
07/31/09	SOLD 40 SHS UNITED TECHNOLOGIES CORP ON 07/28/2009 AT 52.2705 THRU RBC CAPITAL MARKETS CORP EXPENSES PAID 0 06	2,090.76		1,337.40-	753.36
07/31/09	SOLD 33 SHS TEVA PHARMACEUTICAL INDS LTD ADR ON 07/28/2009 AT 53.0225 THRU RBC CAPITAL MARKETS CORP EXPENSES PAID 0 05	1,749.69		1,429.38-	320.31
07/31/09	SOLD 125 SHS WEATHERFORD INTL LTD ON 07/28/2009 AT 18.012 THRU RBC CAPITAL MARKETS CORP EXPENSES PAID 0.06	2,251.44		1,541.83-	709.61
08/10/09	SOLD 1 SH BERKSHIRE HATHAWAY CL B DO NOT USE ON 08/05/2009 AT 3377.7617 THRU RBC CAPITAL MARKETS CORP EXPENSES PAID 0 09	3,377.67		3,125.97-	251.70
08/21/09	SOLD 25 SHS AMERICAN EXPRESS CO ON 08/18/2009 AT 31.6957 THRU RBC CAPITAL MARKETS CORP EXPENSES PAID 0 03	792.36		689.15-	103.21
08/21/09	SOLD 5,000 UNITS INTERNATIONAL LEASE FIN CORP NOTE 4.875% 09/01/2010 ON 08/18/2009 AT 91.00 THRU RBC CAPITAL MARKETS CORP	4,550.00		5,011.70-	461.70-
08/21/09	SOLD 3 SHS GOOGLE INC CL A ON 08/18/2009 AT 446.312 THRU RBC CAPITAL MARKETS CORP EXPENSES PAID 0.04	1,338.90		1,535.65-	196.75-

Account Statement

Page 77

Account Number M26252

096

Statement Period: January 01, 2009 Through December 31, 2009

Transaction Detail (Continued)

Date	Description	Principal Cash	Income Cash	Cost	Gain / Loss
08/31/09	SOLD 19 SHS WELLS FARGO & CO NEW ON 08/26/2009 AT 27.5714 THRU RBC CAPITAL MARKETS CORP EXPENSES PAID 0.02	523.84		444.04-	79.80
09/01/09	SOLD 33 SHS AGILENT TECHNOLOGIES INC ON 08/27/2009 AT 25.4366 THRU RBC CAPITAL MARKETS CORP EXPENSES PAID 0.03	839.38		826.47-	12.91
09/01/09	SOLD 15 SHS JPMORGAN CHASE & CO ON 08/27/2009 AT 43.4883 THRU RBC CAPITAL MARKETS CORP EXPENSES PAID 0.02	652.30		439.35-	212.95
09/15/09	MATURED 5,000 UNITS FEDERAL NATL MTG ASSN 6.625% 09/15/2009	5,000.00		5,217.15-	217.15-
09/16/09	SOLD 5 SHS ANGLOGOLD ASHANTI LIMITED ON 09/11/2009 AT 43.1408 THRU RBC CAPITAL MARKETS CORP EXPENSES PAID 0.01	215.69		185.93-	29.76
09/17/09	SOLD 8 SHS ANGLOGOLD ASHANTI LIMITED ON 09/14/2009 AT 43.0008 THRU RBC CAPITAL MARKETS CORP EXPENSES PAID 0.01	344.00		297.49-	46.51
09/17/09	SOLD 20 SHS KRAFT FOODS INC CL A ON 09/14/2009 AT 26.1007 THRU RBC CAPITAL MARKETS CORP EXPENSES PAID 0.02	521.99		390.49-	131.50
09/18/09	SOLD 28 SHS KRAFT FOODS INC CL A ON 09/15/2009 AT 26.0845 THRU RBC CAPITAL MARKETS CORP EXPENSES PAID 0.02	730.35		479.87-	250.48
09/23/09	SOLD 160 SHS WELLS FARGO & CO NEW ON 09/18/2009 AT 28.3857 THRU RBC CAPITAL MARKETS CORP EXPENSES PAID 0.12	4,541.59		4,002.55-	539.04
10/02/09	SOLD 52 SHS AGILENT TECHNOLOGIES INC ON 09/29/2009 AT 27.9142 THRU RBC CAPITAL MARKETS CORP EXPENSES PAID 0.04	1,451.50		856.83-	594.67
10/08/09	SOLD 25 SHS COMCAST CORP SPECIAL CL A ON 10/05/2009 AT 14.5391 THRU RBC CAPITAL MARKETS CORP EXPENSES PAID 0.01	363.47		478.30-	114.83-
10/13/09	SOLD 35 SHS COMCAST CORP SPECIAL CL A ON 10/07/2009 AT 14.7028 THRU RBC CAPITAL MARKETS CORP EXPENSES PAID 0.02	514.58		627.28-	112.70-

Account Statement

Page 78

Account Number. **M26252**

. 096

Statement Period: January 01, 2009 Through December 31, 2009

Transaction Detail (Continued)

Date	Description	Principal Cash	Income Cash	Cost	Gain / Loss
10/14/09	SOLD 41 SHS NATIONAL OILWELL VARCO INC ON 10/08/2009 AT 45 7967 THRU RBC CAPITAL MARKETS CORP EXPENSES PAID 0.05	1,877.62		1,487.38-	390.24
10/21/09	SOLD 140 SHS AMERICAN EXPRESS CO ON 10/16/2009 AT 34 8595 THRU RBC CAPITAL MARKETS CORP EXPENSES PAID 0 13	4,880 20		3,859.24-	1,020.96
10/28/09	SOLD 10 SHS MICROSOFT CORP ON 10/23/2009 AT 28 3376 THRU RBC CAPITAL MARKETS CORP EXPENSES PAID 0 01	283.37		277 01-	6.36
10/29/09	SOLD 15 SHS MICROSOFT CORP ON 10/26/2009 AT 28 9139 THRU RBC CAPITAL MARKETS CORP EXPENSES PAID 0 02	433 69		399.59-	34 10
11/10/09	SOLD 31 SHS MICROSOFT CORP ON 11/05/2009 AT 28 5635 THRU RBC CAPITAL MARKETS CORP EXPENSES PAID 0 03	885 44		817.61-	67.83
11/18/09	SOLD 30 SHS COGNIZANT TECHNOLOGY SOLUTIONS ON 11/13/2009 AT 44.8518 THRU RBC CAPITAL MARKETS CORP EXPENSES PAID 0.04	1,345 51		968 55-	376.96
11/19/09	SOLD 30 SHS NORTHERN TRUST CORP ON 11/16/2009 AT 47.8524 THRU RBC CAPITAL MARKETS CORP EXPENSES PAID 0 04	1,435.53		1,765 24-	329.71-
11/19/09	SOLD 16 SHS EOG RESOURCES INC ON 11/16/2009 AT 90.2674 THRU RBC CAPITAL MARKETS CORP EXPENSES PAID 0 04	1,444 24		1,243 71-	200.53
11/25/09	SOLD 69 SHS NATIONAL OILWELL VARCO INC ON 11/20/2009 AT 42 659 THRU RBC CAPITAL MARKETS CORP EXPENSES PAID 0 08	2,943 39		2,503 15-	440 24
11/30/09	SOLD 1 SH EOG RESOURCES INC ON 11/24/2009 AT 88.0972 THRU RBC CAPITAL MARKETS CORP EXPENSES PAID 0.01	88.09		77.73-	10.36
12/01/09	SOLD 20 SHS COGNIZANT TECHNOLOGY SOLUTIONS ON 11/25/2009 AT 44.7922 THRU RBC CAPITAL MARKETS CORP EXPENSES PAID 0 03	895 81		645 31-	250 50
12/21/09	SOLD 23 SHS MICROSOFT CORP ON 12/16/2009 AT 30 31 THRU RBC CAPITAL MARKETS CORP EXPENSES PAID 0.02	697 11		596 60-	100.51

Account Statement

Page 79

Account Number: M26252

096

Statement Period: January 01, 2009 Through December 31, 2009

Transaction Detail (Continued)

Date	Description	Principal Cash	Income Cash	Cost	Gain / Loss
12/24/09	SOLD 38 SHS COMCAST CORP SPECIAL CL A ON 12/21/2009 AT 16.585 THRU RBC CAPITAL MARKETS CORP EXPENSES PAID 0 02	630 21		609 83-	20 38
12/28/09	SOLD 20 SHS INGERSOLL-RAND PLC ON 12/22/2009 AT 35.9025 THRU RBC CAPITAL MARKETS CORP EXPENSES PAID 0 02	718 03		390.49-	327 54
12/28/09	SOLD 6 SHS RAYTHEON COMPANY ON 12/22/2009 AT 52.4651 THRU RBC CAPITAL MARKETS CORP EXPENSES PAID 0 01	314 78		169 07-	145 71
12/29/09	SOLD 5,000 UNITS UNITED STATES TREAS NTS 1 75% 03/31/2010 ON 12/24/2009 AT 100.4254 THRU RBC CAPITAL MARKETS CORP	5,021.27		5,040.44-	19 17-
12/31/09	SOLD 7 SHS NOBLE ENERGY INC ON 12/28/2009 AT 73.1283 THRU RBC CAPITAL MARKETS CORP EXPENSES PAID 0 02	511.88		404.51-	107 37
	NET CASH MANAGEMENT	8,606 16	0 00	8,606 16-	
Total Sales		243,669.38	0.00	256,068.41-	11,499.03-
Noncash Transactions					
02/27/09	EXCHANGE 100 SHS WEATHERFORD INTL LTD AT THE RATE OF 100% FOR 100 SHS WEATHERFORD INTL LTD TO EFFECT MANDATORY EXCHANGE			3,557.19-	
02/27/09	EXCHANGE 100 SHS WEATHERFORD INTL LTD AT THE RATE OF 100% FOR 100 SHS WEATHERFORD INTL LTD TO EFFECT MANDATORY EXCHANGE			3,557.19	
07/02/09	EXCHANGE 60 SHS INGERSOLL RAND CO CL A AT THE RATE OF 100% FOR 60 SHS INGERSOLL-RAND PLC TO EFFECT MANDATORY EXCHANGE			1,171.46-	
07/02/09	EXCHANGE 60 SHS INGERSOLL RAND CO CL A AT THE RATE OF 100% FOR 60 SHS INGERSOLL-RAND PLC TO EFFECT MANDATORY EXCHANGE			1,171.46	
11/06/09	EXCHANGE 73 SHS MERCK & CO INC AT THE RATE OF 100% FOR 73 SHS MERCK & CO INC NEW TO EFFECT MANDATORY EXCHANGE			1,974 84-	
11/06/09	EXCHANGE 73 SHS MERCK & CO INC AT THE RATE OF 100% FOR 73 SHS MERCK & CO INC NEW TO EFFECT MANDATORY EXCHANGE			1,974 84	
Total Noncash Transactions		0.00	0.00	0.00	0.00
Ending Balance		7,294.61	7,286.72-	310,666.49	11,499.03-

Account Statement

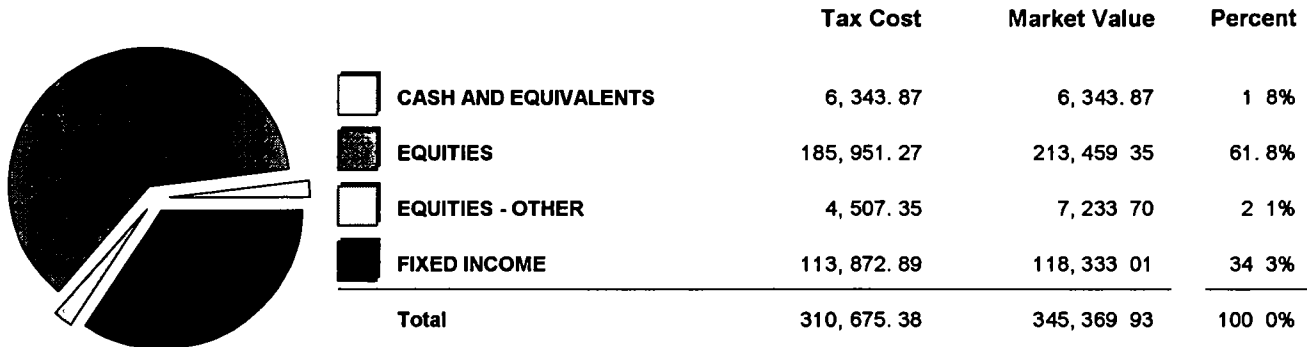
Page 4

Account Number: M26252

096

Statement Period: January 01, 2009 Through December 31, 2009

Investment Portfolio Summary



Investment Detail

Description		Total Market/ Total Cost	Market Price/ Cost Price	Est Annual Inc / Unreal Gain / Loss	Current Yield
Income Cash And Equivalents					
Cash					
INCOME CASH		7,285.72- 7,285.72-			
** Total Cash	Sub- Total	7,285.72- 7,285.72-		0.00 0.00	0.00
* Total Income Cash And Equivalents		7,285.72- 7,285.72-		0.00 0.00	0.00
Principal Cash And Equivalents					
Cash					
PRINCIPAL CASH		7,294.61 7,294.61			
** Total Cash	Sub- Total	7,294.61 7,294.61		0.00 0.00	0.00
Short Term Investments					
GOLDMAN SACHS FS MMF AD SH		6,334.98 6,334.98	1.00 1.00	0.63	0.01
** Total Short Term Investments	Sub- Total	6,334.98 6,334.98		0.63 0.00	0.01
* Total Principal Cash And Equivalents		13,629.59 13,629.59		0.63 0.00	0.00

Comerica

Account Statement

Page 5

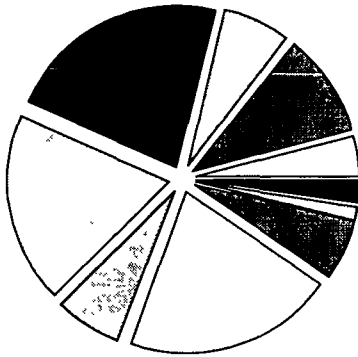
Account Number: **M26252**

096

Statement Period: January 01, 2009 Through December 31, 2009

Investment Detail (Continued)

Equity Diversification Summary



Industry Sector	Market Value	Percent
CONSUMER DISCRETIONARY	9,089.26	4.3%
CONSUMER STAPLES	22,122.26	10.4%
ENERGY	14,097.70	6.6%
FINANCIALS	47,171.00	22.1%
HEALTHCARE	41,199.74	19.3%
INDUSTRIALS	14,489.70	6.8%
INFORMATION TECHNOLOGY	44,280.55	20.7%
MATERIALS	12,919.40	6.0%
TELECOMMUNICATION SERVICES	3,093.66	1.5%
UTILITIES	4,996.08	2.3%
Total	213,459.35	100.0%

Description	Ticker	Shares	Total Market/ Total Cost	Market Price/ Cost Price	Est Annual Inc / Unreal Gain / Loss	Current Yield
Equities						
Consumer Discretionary						
CBS CORP NEW CL B	CBS	94.000	1,320.70 2,662.90	14.05 28.33	18.80 1,342.20-	1.42
COMCAST CORP SPECIAL CL A	CMCSK	57.000	912.57 798.31	16.01 14.01	21.55 114.26	2.36
LOWES COS INC	LOW	105.000	2,455.95 2,260.39	23.39 21.53	37.80 195.56	1.54
VIA COM INC NEW CL B	VIA/B	148.000	4,400.04 6,162.97	29.73 41.64	1,762.93-	
** Total Consumer Discretionary		Sub-Total	9,089.26 11,884.57		78.15 2,795.31-	0.86
Consumer Staples						
ECOLAB INC	ECL	113.000	5,037.54 4,015.66	44.58 35.54	70.06 1,021.88	1.39
KROGER CO	KR	67.000	1,375.51 1,376.48	20.53 20.54	25.46 0.97-	1.85
LOEWS CORP	L	87.000	3,162.45 2,868.11	36.35 32.97	21.75 294.34	0.69
THE MOSAIC CO	MOS	18.000	1,075.14 812.47	59.73 45.14	3.60 262.67	0.33
PEPSICO INC	PEP	110.000	6,688.00 6,390.60	60.80 58.10	198.00 297.40	2.96
PHILIP MORRIS INTL INC	PM	48.000	2,313.12 1,267.15	48.19 26.40	111.36 1,045.97	4.81

Account Statement

Page 6

Account Number: M26252

096

Statement Period: January 01, 2009 Through December 31, 2009

Investment Detail (Continued)

Description	Ticker	Shares	Total Market/ Total Cost	Market Price/ Cost Price	Est Annual Inc / Unreal Gain / Loss	Current Yield
Consumer Staples						
WHOLE FOODS MKT INC	WFMI	90.000	2,470.50 2,188.58	27.45 24.32	72.00 281.92	2.91
** Total Consumer Staples		Sub-Total	22,122.26 18,919.05		602.23 3,203.21	2.27
Energy						
APACHE CORP	APA	43.000	4,436.31 2,721.18	103.17 63.28	25.80 1,715.13	0.58
CANADIAN NATURAL RESOURCES	CNQ	22.000	1,582.90 1,482.37	71.95 67.38	8.67 100.53	0.55
CONOCOPHILLIPS	COP	37.000	1,889.59 1,507.57	51.07 40.75	74.00 382.02	3.92
HALLIBURTON CO	HAL	36.000	1,083.24 633.22	30.09 17.59	12.96 450.02	1.20
HESS CORP COM	HES	22.000	1,331.00 1,248.58	60.50 56.75	8.80 82.42	0.66
NOBLE ENERGY INC	NBL	53.000	3,774.66 1,893.92	71.22 35.73	38.16 1,880.74	1.01
** Total Energy		Sub-Total	14,097.70 9,486.84		168.39 4,610.86	1.19
Financials						
AON CORP	AOC	74.000	2,837.16 2,535.39	38.34 34.26	44.40 301.77	1.56
BERKSHIRE HATHAWAY CL B DO NOT USE	BRK	2.000	6,572.00 6,251.93	3,286.00 3,125.97	320.07	
CITIGROUP INC	C	874.000	2,892.94 2,789.14	3.31 3.19	34.96 103.80	1.21
GENWORTH FINL INC CL A	GNW	178.000	2,020.30 4,257.38	11.35 23.92	71.20 2,237.08-	3.52
GOLDMAN SACHS GROUP INC	GS	38.000	6,415.92 5,128.78	168.84 134.97	53.20 1,287.14	0.83
HARTFORD FINL SVCS GROUP INC	HIG	83.000	1,930.58 3,050.75	23.26 36.76	16.60 1,120.17-	0.86
JPMORGAN CHASE & CO	JPM	53.000	2,208.51 1,552.37	41.67 29.29	10.60 656.14	0.48
METLIFE INC	MET	77.000	2,721.95 2,371.00	35.35 30.79	56.98 350.95	2.09
NORTHERN TRUST CORP	NTRS	39.000	2,043.60 2,214.21	52.40 56.77	43.68 170.61-	2.14
PAYCHEX INC	PAYX	130.000	3,983.20 3,420.01	30.64 26.31	161.20 563.19	4.05

Comerica

Account Statement

Page 7

Account Number: M26252

096

Statement Period January 01, 2009 Through December 31, 2009

Investment Detail (Continued)

Description	Ticker	Shares	Total Market/ Total Cost	Market Price/ Cost Price	Est Annual Inc / Unreal Gain / Loss	Current Yield
Financials						
VISA INC CL A	V	90.000	7,871.40 5,980.09	87.46 66.45	45.00 1,891.31	0.57
WELLS FARGO & CO NEW	WFC	81.000	2,186.19 1,824.12	26.99 22.52	16.20 362.07	0.74
WESTERN UN CO	WU	185.000	3,487.25 3,401.41	18.85 18.39	11.10 85.84	0.32
** Total Financials		Sub-Total	47,171.00 44,776.68		566.12 2,394.42	1.20
Healthcare						
AETNA INC	AET	33.000	1,046.10 284.29	31.70 8.61	1.32 761.81	0.13
AMGEN INC	AMGN	63.000	3,563.91 3,453.69	56.57 54.82	110.22	
CVS/CAREMARK CORP	CVS	48.000	1,546.08 1,381.86	32.21 28.79	14.64 164.22	0.95
EXPRESS SCRIPTS INC CL A	ESRX	100.000	8,642.00 4,663.01	86.42 46.63	3,978.99	
GILEAD SCIENCES INC	GILD	191.000	8,264.57 9,103.80	43.27 47.66	839.23-	
MERCK & CO INC NEW	MRK	73.000	2,667.42 1,974.84	36.54 27.05	110.96 692.58	4.16
SANOFI-AVENTIS	SNY	68.000	2,670.36 2,825.96	39.27 41.56	75.96 155.60-	2.84
VARIAN MEDICAL SYSTEMS INC	VAR	155.000	7,261.75 5,544.20	46.85 35.77	1,717.55	
WELLPOINT INC	WLP	95.000	5,537.55 5,016.33	58.29 52.80	521.22	
** Total Healthcare		Sub-Total	41,199.74 34,247.98		202.88 6,961.76	0.49
Industrials						
EXPEDITORS INTERNATIONAL	EXPD	135.000	4,693.95 4,532.98	34.77 33.58	51.30 160.97	1.09
JACOBS ENGR GROUP INC	JEC	100.000	3,761.00 3,655.82	37.61 36.56	105.18	
LOCKHEED MARTIN CORP	LMT	35.000	2,637.25 1,990.63	75.35 56.88	88.20 646.62	3.34
NRG ENERGY INC	NRG	60.000	1,416.60 2,542.10	23.61 42.37	1,125.50-	
UNION PACIFIC CORP	UNP	31.000	1,980.90 958.35	63.90 30.91	33.48 1,022.55	1.69
** Total Industrials		Sub-Total	14,489.70 13,679.88		172.98 809.82	1.19

Account Statement

Page 8

Account Number. M26252

096

Statement Period: January 01, 2009 Through December 31, 2009

Investment Detail (Continued)

Description	Ticker	Shares	Total Market/ Total Cost	Market Price/ Cost Price	Est Annual Inc / Unreal Gain / Loss	Current Yield
Information Technology						
APPLE COMPUTER INC	AAPL	41.000	8,640.01 4,781.14	210.73 116.61	3,858.87	
CA INC	CA	207.000	4,649.22 2,734.58	22.46 13.21	33.12 1,914.64	0.71
COGNIZANT TECHNOLOGY SOLUTIONS	CTSH	134.000	6,074.22 4,019.68	45.33 30.00	2,054.54	
EMC CORP	EMC	330.000	5,765.10 5,037.78	17.47 15.27	727.32	
GOOGLE INC CL A	GOOG	14.000	8,679.72 5,939.54	619.98 424.25	2,740.18	
MICROSOFT CORP	MSFT	57.000	1,737.36 1,439.90	30.48 25.26	29.64 297.46	1.71
MOTOROLA INC	MOT	524.000	4,066.24 4,445.62	7.76 8.48	104.80 379.38-	2.58
PITNEY BOWES INC	PBI	101.000	2,298.76 3,726.77	22.76 36.90	145.44 1,428.01-	6.33
RAYTHEON COMPANY	RTN	46.000	2,369.92 1,293.70	51.52 28.12	57.04 1,076.22	2.41
** Total Information Technology		Sub- Total	44,280.65 33,418.71		370.04 10,861.84	0.84
Materials						
ANGLOGOLD ASHANTI LIMITED	AU	75.000	3,013.50 2,518.57	40.18 33.58	9.53 494.93	0.32
KIMBERLY CLARK CORP	KMB	40.000	2,548.40 1,952.63	63.71 48.82	96.00 595.77	3.77
MONSANTO CO	MON	90.000	7,357.50 7,271.10	81.75 80.79	95.40 86.40	1.30
** Total Materials		Sub- Total	12,919.40 11,742.30		200.93 1,177.10	1.66
Telecommunication Services						
AT&T INC	T	56.000	1,569.68 1,327.30	28.03 23.70	94.08 242.38	5.99
VERIZON COMMUNICATIONS	VZ	46.000	1,523.98 1,706.24	33.13 37.09	87.40 182.26-	5.73
** Total Telecommunication Services		Sub- Total	3,093.66 3,033.64		181.48 60.12	5.87
Utilities						
QUALCOMM INC	QCOM	108.000	4,996.08 4,761.82	46.26 44.09	73.44 234.26	1.47
** Total Utilities		Sub- Total	4,996.08 4,761.82		73.44 234.26	1.47
* Total Equities			213,459.36 186,961.27		2,515.64 27,608.08	1.18

Comerica

Account Statement

Page 9

Account Number: **M26252**


096

Statement Period: January 01, 2009 Through December 31, 2009


Investment Detail (Continued)

Description	Ticker	Shares	Total Market/ Total Cost	Market Price/ Cost Price	Est Annual Inc / Unreal Gain / Loss	Current Yield
Equities - Other						
Foreign Stock						
BARRICK GOLD CORP	ABX	101 000	3,977.38 1,692.60	39.38 16.76	40.40 2,284.78	1.02
TALISMAN ENERGY INC	TLM	98 000	1,826.72 2,033.78	18.64 20.75	20.58 207.06	1.13
INGERSOLL-RAND PLC	IR	40 000	1,429.60 780.97	35.74 19.52	11.20 648.63	0.78
** Total Foreign Stock		Sub-Total	7,233.70 4,507.36		72.18 2,726.35	1.00
* Total Equities - Other			7,233.70 4,507.36		72.18 2,726.35	1.00

Bond Quality Summary



Bond Maturity Summary



Average Time To Maturity: 4.0 Years

Current Yield: 4.66%

Comerica

Account Statement

Page 10

Account Number M26252

096

Statement Period: January 01, 2009 Through December 31, 2009

Investment Detail (Continued)

Description	Rating	Par Value	Total Market/ Total Cost	Market Price/ Cost Price	Est Annual Inc / Unreal Gain / Loss	Yield Current/ Maturity
Fixed Income						
U S Government Obligations						
UNITED STATES TREAS NTS 6.5% 02/15/2010	NR	1,000.000	1,007.27 1,111.17	100.73 111.12	65.00 103.90-	6.45
UNITED STATES TREAS NTS 5% 02/15/2011	AAA	5,000.000	5,240.05 5,273.45	104.80 105.47	250.00 33.40-	4.77 0.45
UNITED STATES TREAS NTS 4.25% 08/15/2014	AAA	4,000.000	4,315.32 4,373.30	107.88 109.33	170.00 57.98-	3.94 2.40
UNITED STATES TREAS NTS 4.875% 05/31/2011	AAA	2,000.000	2,113.04 2,135.16	105.65 106.76	97.50 22.12-	4.61 0.60
UNITED STATES TREAS NTS 4.25% 11/15/2017	AAA	1,000.000	1,048.13 1,001.52	104.81 100.15	42.50 46.61	4.05 3.55
UNITED STATES TREAS NTS 1.75% 03/31/2010	NR	1,000.000	1,003.87 1,008.09	100.39 100.81	17.50 4.22-	1.74 1.75
UNITED STATES TREAS NTS 4% 08/15/2018	AAA	3,000.000	3,063.99 3,032.00	102.13 101.07	120.00 31.99	3.92 3.74
UNITED STATES TREAS NTS 3.625% 08/15/2019	AAA	5,000.000	4,915.65 4,957.44	98.31 99.15	181.25 41.79-	3.69 3.94
** Total U S Government Obligations		Sub- Total	22,707.32 22,892.13		943.76 184.81-	4.16
U S Federal Agencies						
FEDERAL HOME LN MTG CORP 6% 06/15/2011	AAA	5,000.000	5,360.95 5,217.45	107.22 104.35	300.00 143.50	5.60 0.73
FEDERAL HOME LN MTG CORP 4.5% 07/15/2013	AAA	5,000.000	5,396.90 5,088.87	107.94 101.78	225.00 308.03	4.17 2.10
FEDERAL HOME LN MTG CORP 4.5% 01/15/2015	AAA	3,000.000	3,224.07 2,871.51	107.47 95.72	135.00 352.56	4.19 2.85
FEDERAL NATL MTG ASSN 5% 02/16/2012	AAA	5,000.000	5,381.25 5,013.65	107.63 100.27	250.00 367.60	4.65 1.32
FEDERAL NATL MTG ASSN 4.75% 11/19/2012	AAA	5,000.000	5,412.50 5,086.08	108.25 101.72	237.50 326.42	4.39 1.73
** Total U S Federal Agencies		Sub- Total	24,775.67 23,277.56		1,147.50 1,498.11	4.63
Corporate Bonds						
ABBOTT LABS 5.6% 05/15/2011	AA	5,000.000	5,303.15 5,106.15	106.06 102.12	280.00 197.00	5.28 1.05
BOTTLING GROUP LLC 4.625% 11/15/2012	A	5,000.000	5,359.90 4,861.35	107.20 97.23	231.25 498.55	4.31 1.94
COCA COLA CO 4.875% 03/15/2019	A+	3,000.000	3,125.01 2,972.31	104.17 99.08	146.25 152.70	4.68 4.49

Comerica

Account Statement

Page 11

Account Number: M26252

096

Statement Period: January 01, 2009 Through December 31, 2009

Investment Detail (Continued)

Description	Rating	Par Value	Total Market/ Total Cost	Market Price/ Cost Price	Est Annual Inc / Unreal Gain / Loss	Yield Current/ Maturity
Corporate Bonds						
DISNEY WALT CO 4.7% 12/01/2012	A	5,000 000	5,383.25 4,989 00	107 67 99 78	235 00 394.25	4 37 1 86
GENERAL ELEC CAP CORP 4 8% 05/01/2013	AA+	5,000 000	5,226.35 5,023 35	104.53 100 47	240 00 203 00	4.59 2 89
GOLDMAN SACHS 6 6% 01/15/2012	A	5,000 000	5,435.70 5,246.35	108 71 104.93	330.00 189.35	6.07 1.90
IBM CORP 4 75% 11/29/2012	A+	5,000 000	5,371.70 4,977 85	107 43 99 56	237.50 393.85	4 42 1.79
MCDONALDS CORP 5 35% 03/01/2018	A	5,000 000	5,361.10 5,368 60	107.22 107 37	267.50 7 50-	4 99 4.24
NATIONAL RURAL UTILS COOP FIN 4 375% 10/01/2010	A+	5,000 000	5,133.40 5,062.40	102.67 101.25	218 75 71.00	4.26 0.54
ORACLE CORPORATION 5 75% 04/15/2018	A	2,000 000	2,162.38 2,023 00	108 12 101.15	115 00 139.38	5 32 4.47
SYSCO 5.25% 02/12/2018	A+	2,000 000	2,088 20 2,030 94	104.41 101.55	105 00 57.26	5.03 4 42
WACHOVIA CORP 5.25% 08/01/2014	A+	5,000 000	5,176.30 4,860.25	103.53 97.21	262.50 316 05	5.07 3.97
WAL-MART STORES INC SR NT 4.75% 08/15/2010	AA	5,000 000	5,140 70 4,966.80	102 81 99 34	237 50 173 90	4 62 0 31
** Total Corporate Bonds		Sub- Total	60,267.14 57,488.35		2,906.25 2,778.79	4.82
Foreign Bds, Notes & Debentures						
BP CAPITAL MARKETS PLC GTD NT 3 875% 03/10/2015	AA	5,000 000	5,143.08 5,090.50	102.86 101.81	193.75 52.58	3 77 3.18
CONOCO FUNDING CO 6 35% 10/15/2011	A	5,000 000	5,439.80 5,124 35	108 80 102.49	317.50 315.45	5.84 1 35
** Total Foreign Bds, Notes & Debentures		Sub- Total	10,582.88 10,214.85		511.25 368.03	4.83
* Total Fixed Income			118,333.01 113,872.89		5,508.75 4,460.12	4.66
Total Principal Assets			362,655.65 317,961.10		8,097.20 34,694.65	2.30
Total Income Assets			7,286.72- 7,286.72-		0.00 0.00	0.00
Grand Total Assets			345,369.93 310,675.38		8,097.20 34,694.65	2.34

44

Comerica