



See a Social Security Number? Say Something!
Report Privacy Problems to <https://public.resource.org/privacy>
Or call the IRS Identity Theft Hotline at 1-800-908-4490



Return of Private Foundation
 or Section 4947(a)(1) Nonexempt Charitable Trust
 Treated as a Private Foundation

2009

Department of the Treasury
 Internal Revenue Service

Note: The foundation may be able to use a copy of this return to satisfy state reporting requirements.

For calendar year 2009, or tax year beginning _____, and ending _____

G Check all that apply: Initial return Initial return of a former public charity Final return
 Amended return Address change Name change

Use the IRS label. Otherwise, print or type. See Specific Instructions

Name of foundation: **ROCKWELL FOUNDATION**

Room/suite: **10THFL**

Number and street (or P O box number if mail is not delivered to street address): **PNC BANK, CO-TRUSTEE, 620 LIBERTY AVE**

City or town, state, and ZIP code: **PITTSBURGH, PA 15222-2705**

A Employer identification number: **25-6035975**

B Telephone number: **412-762-3787**

H Check type of organization: Section 501(c)(3) exempt private foundation
 Section 4947(a)(1) nonexempt charitable trust Other taxable private foundation

I Fair market value of all assets at end of year (from Part II, col (c), line 16): **\$ 8,173,035.** (Part I, column (d) must be on cash basis)

J Accounting method: Cash Accrual
 Other (specify) _____

C If exemption application is pending, check here

D 1. Foreign organizations, check here
 2. Foreign organizations meeting the 85% test, check here and attach computation

E If private foundation status was terminated under section 507(b)(1)(A), check here

F If the foundation is in a 60-month termination under section 507(b)(1)(B), check here

Part I Analysis of Revenue and Expenses (The total of amounts in columns (b), (c), and (d) may not necessarily equal the amounts in column (a))		(a) Revenue and expenses per books	(b) Net investment income	(c) Adjusted net income	(d) Disbursements for charitable purposes (cash basis only)
1 Contributions, gifts, grants, etc., received				N/A	
2 Check <input checked="" type="checkbox"/> if the foundation is not required to attach Sch B					
3 Interest on savings and temporary cash investments					
4 Dividends and interest from securities		200,310.	200,310.		STATEMENT 2
5a Gross rents					
b Net rental income or (loss)					
6a Net gain or (loss) from sale of assets not on line 10		-289,552.			STATEMENT 1
b Gross sales price for all assets on line 6a		2,735,915.			
7 Capital gain net income (from Part IV, line 2)			0.		
8 Net short-term capital gain					
9 Income modifications					
10a Gross sales less returns and allowances					
b Less Cost of goods sold					
c Gross profit or (loss)					
11 Other income		26,972.	159.		STATEMENT 3
12 Total Add lines 1 through 11		-62,270.	200,469.		
13 Compensation of officers, directors, trustees, etc		36,890.	25,823.		11,067.
14 Other employee salaries and wages					
15 Pension plans, employee benefits					
16a Legal fees					
b Accounting fees		2,000.	0.		2,000.
c Other professional fees					
17 Interest					
18 Taxes		51.	51.		0.
19 Depreciation and depletion					
20 Occupancy					
21 Travel, conferences, and meetings					
22 Other administrative expenses					
23 Other expenses		3,463.	3,463.		0.
24 Total operating and administrative expenses Add lines 13 through 23		42,404.	29,337.		13,067.
25 Contributions, gifts, grants paid		60,000.			60,000.
26 Total expenses and disbursements Add lines 24 and 25		102,404.	29,337.		73,067.
27 Subtract line 26 from line 12.					
a Excess of revenue over expenses and disbursements		-164,674.			
b Net investment income (if negative, enter -0-)			171,132.		
c Adjusted net income (if negative, enter -0-)				N/A	

CANNED JUL 27 2010
 RECEIVED
 JUL 19 2010
 OGDEN, UT
 IRS-OC

Part II Balance Sheets		Attached schedules and amounts in the description column should be for end-of-year amounts only		
		Beginning of year (a) Book Value	End of year (b) Book Value (c) Fair Market Value	
Assets	1 Cash - non-interest-bearing			
	2 Savings and temporary cash investments	471,791.	367,196.	367,196.
	3 Accounts receivable ▶ Less: allowance for doubtful accounts ▶			
	4 Pledges receivable ▶ Less: allowance for doubtful accounts ▶			
	5 Grants receivable			
	6 Receivables due from officers, directors, trustees, and other disqualified persons			
	7 Other notes and loans receivable ▶ Less: allowance for doubtful accounts ▶			
	8 Inventories for sale or use			
	9 Prepaid expenses and deferred charges			
	10a Investments - U.S. and state government obligations			
	b Investments - corporate stock STMT 9	3,941,823.	3,532,274.	4,310,359.
	c Investments - corporate bonds STMT 10	56,751.	40,835.	45,042.
	11 Investments - land, buildings, and equipment basis ▶ Less accumulated depreciation ▶			
	12 Investments - mortgage loans			
	13 Investments - other STMT 11	3,021,149.	3,386,503.	3,450,438.
14 Land, buildings, and equipment: basis ▶ Less accumulated depreciation ▶				
15 Other assets (describe ▶)				
16 Total assets (to be completed by all filers)	7,491,514.	7,326,808.	8,173,035.	
Liabilities	17 Accounts payable and accrued expenses			
	18 Grants payable			
	19 Deferred revenue			
	20 Loans from officers, directors, trustees, and other disqualified persons			
	21 Mortgages and other notes payable			
	22 Other liabilities (describe ▶)			
23 Total liabilities (add lines 17 through 22)	0.	0.		
Net Assets or Fund Balances	Foundations that follow SFAS 117, check here and complete lines 24 through 26 and lines 30 and 31. ▶ <input type="checkbox"/>			
	24 Unrestricted			
	25 Temporarily restricted			
	26 Permanently restricted			
	Foundations that do not follow SFAS 117, check here and complete lines 27 through 31. ▶ <input checked="" type="checkbox"/>			
	27 Capital stock, trust principal, or current funds	7,278,992.	7,014,260.	
	28 Paid-in or capital surplus, or land, bldg., and equipment fund	0.	0.	
29 Retained earnings, accumulated income, endowment, or other funds	212,522.	312,548.		
30 Total net assets or fund balances	7,491,514.	7,326,808.		
31 Total liabilities and net assets/fund balances	7,491,514.	7,326,808.		

Part III Analysis of Changes in Net Assets or Fund Balances

1 Total net assets or fund balances at beginning of year - Part II, column (a), line 30 (must agree with end-of-year figure reported on prior year's return)	1	7,491,514.
2 Enter amount from Part I, line 27a	2	-164,674.
3 Other increases not included in line 2 (itemize) ▶ SEE STATEMENT 7	3	24.
4 Add lines 1, 2, and 3	4	7,326,864.
5 Decreases not included in line 2 (itemize) ▶ SEE STATEMENT 8	5	56.
6 Total net assets or fund balances at end of year (line 4 minus line 5) - Part II, column (b), line 30	6	7,326,808.

Part IV Capital Gains and Losses for Tax on Investment Income

(a) List and describe the kind(s) of property sold (e.g., real estate, 2-story brick warehouse; or common stock, 200 shs. MLC Co.)	(b) How acquired P - Purchase D - Donation	(c) Date acquired (mo., day, yr)	(d) Date sold (mo., day, yr)
1a SHORT TERM CAPITAL GAIN DISTRIBUTIONS	P		
b SALES OF PUBLICALLY TRADED SECURITIES			
c PROCEEDS FROM CASH & STOCK MERGERS			
d CLASS ACTION SETTLEMENTS	P		
e			

(e) Gross sales price	(f) Depreciation allowed (or allowable)	(g) Cost or other basis plus expense of sale	(h) Gain or (loss) (e) plus (f) minus (g)
a 3,372.			3,372.
b 2,732,543.		2,877,923.	-145,380.
c 3,964.		2,799.	1,165.
d 26,875.		225.	26,650.
e			

Complete only for assets showing gain in column (h) and owned by the foundation on 12/31/69			(l) Gains (Col. (h) gain minus col. (k), but not less than -0-) or Losses (from col. (h))
(i) F.M.V. as of 12/31/69	(j) Adjusted basis as of 12/31/69	(k) Excess of col. (i) over col. (j), if any	
a			3,372.
b			-145,380.
c			1,165.
d			26,650.
e			

2 Capital gain net income or (net capital loss)	{ If gain, also enter in Part I, line 7 If (loss), enter -0- in Part I, line 7 }	2	-114,193.
3 Net short-term capital gain or (loss) as defined in sections 1222(5) and (6): If gain, also enter in Part I, line 8, column (c). If (loss), enter -0- in Part I, line 8		3	N/A

Part V Qualification Under Section 4940(e) for Reduced Tax on Net Investment Income

(For optional use by domestic private foundations subject to the section 4940(a) tax on net investment income.)

If section 4940(d)(2) applies, leave this part blank.

Was the foundation liable for the section 4942 tax on the distributable amount of any year in the base period?

Yes No

If "Yes," the foundation does not qualify under section 4940(e). Do not complete this part.

1 Enter the appropriate amount in each column for each year; see instructions before making any entries.

(a) Base period years Calendar year (or tax year beginning in)	(b) Adjusted qualifying distributions	(c) Net value of noncharitable-use assets	(d) Distribution ratio (col. (b) divided by col. (c))
2008	6,023,023.	9,748,896.	.617816
2007	821,708.	15,875,586.	.051759
2006	588,497.	14,372,691.	.040945
2005	515,412.	13,301,020.	.038750
2004	519,161.	12,583,173.	.041258

2 Total of line 1, column (d)	2	.790528
3 Average distribution ratio for the 5-year base period - divide the total on line 2 by 5, or by the number of years the foundation has been in existence if less than 5 years	3	.158106
4 Enter the net value of noncharitable-use assets for 2009 from Part X, line 5	4	7,142,455.
5 Multiply line 4 by line 3	5	1,129,265.
6 Enter 1% of net investment income (1% of Part I, line 27b)	6	1,711.
7 Add lines 5 and 6	7	1,130,976.
8 Enter qualifying distributions from Part XII, line 4	8	73,067.

If line 8 is equal to or greater than line 7, check the box in Part VI, line 1b, and complete that part using a 1% tax rate. See the Part VI instructions.

Part VI Excise Tax Based on Investment Income (Section 4940(a), 4940(b), 4940(e), or 4948 - see instructions)

1a	Exempt operating foundations described in section 4940(d)(2), check here <input type="checkbox"/> and enter "N/A" on line 1. Date of ruling or determination letter: _____ (attach copy of letter if necessary-see instructions)		
b	Domestic foundations that meet the section 4940(e) requirements in Part V, check here <input type="checkbox"/> and enter 1% of Part I, line 27b	1	3,423.
c	All other domestic foundations enter 2% of line 27b. Exempt foreign organizations enter 4% of Part I, line 12, col. (b)		
2	Tax under section 511 (domestic section 4947(a)(1) trusts and taxable foundations only. Others enter -0-)	2	0.
3	Add lines 1 and 2	3	3,423.
4	Subtitle A (income) tax (domestic section 4947(a)(1) trusts and taxable foundations only. Others enter -0-)	4	0.
5	Tax based on investment income. Subtract line 4 from line 3. If zero or less, enter -0-	5	3,423.
6	Credits/Payments:		
a	2009 estimated tax payments and 2008 overpayment credited to 2009	6a	13,749.
b	Exempt foreign organizations - tax withheld at source	6b	
c	Tax paid with application for extension of time to file (Form 8868)	6c	
d	Backup withholding erroneously withheld	6d	
7	Total credits and payments. Add lines 6a through 6d	7	13,749.
8	Enter any penalty for underpayment of estimated tax. Check here <input type="checkbox"/> if Form 2220 is attached	8	
9	Tax due. If the total of lines 5 and 8 is more than line 7, enter amount owed	9	
10	Overpayment. If line 7 is more than the total of lines 5 and 8, enter the amount overpaid	10	10,326.
11	Enter the amount of line 10 to be: Credited to 2010 estimated tax <input type="checkbox"/> 1,712. Refunded <input type="checkbox"/>	11	8,614.

Part VII-A Statements Regarding Activities

	Yes	No
1a		X
1b		X
1c		X
d		
(1)		
(2)		
e		
2		X
3		X
4a		X
4b		
5		X
6	X	
7	X	
8a		
8b	X	
9		X
10		X

N/A

Part VII-A Statements Regarding Activities (continued)

11	At any time during the year, did the foundation, directly or indirectly, own a controlled entity within the meaning of section 512(b)(13)? If "Yes," attach schedule (see instructions)	11		X
12	Did the foundation acquire a direct or indirect interest in any applicable insurance contract before August 17, 2008?	12		X
13	Did the foundation comply with the public inspection requirements for its annual returns and exemption application? Website address ► WWW.PNC.COM	13	X	
14	The books are in care of ► PNC BANK N.A. Telephone no. ► 412-762-3787 Located at ► 620 LIBERTY AVENUE 10TH FLOOR, PITTSBURGH, PA ZIP+4 ► 15222-2705			
15	Section 4947(a)(1) nonexempt charitable trusts filing Form 990-PF in lieu of Form 1041 - Check here and enter the amount of tax-exempt interest received or accrued during the year	15		N/A

Part VII-B Statements Regarding Activities for Which Form 4720 May Be Required

File Form 4720 if any item is checked in the "Yes" column, unless an exception applies.

		Yes	No
1a	During the year did the foundation (either directly or indirectly):		
(1)	Engage in the sale or exchange, or leasing of property with a disqualified person? <input type="checkbox"/> Yes <input checked="" type="checkbox"/> No		
(2)	Borrow money from, lend money to, or otherwise extend credit to (or accept it from) a disqualified person? <input type="checkbox"/> Yes <input checked="" type="checkbox"/> No		
(3)	Furnish goods, services, or facilities to (or accept them from) a disqualified person? <input type="checkbox"/> Yes <input checked="" type="checkbox"/> No		
(4)	Pay compensation to, or pay or reimburse the expenses of, a disqualified person? <input checked="" type="checkbox"/> Yes <input type="checkbox"/> No		
(5)	Transfer any income or assets to a disqualified person (or make any of either available for the benefit or use of a disqualified person)? <input type="checkbox"/> Yes <input checked="" type="checkbox"/> No		
(6)	Agree to pay money or property to a government official? (Exception. Check "No" if the foundation agreed to make a grant to or to employ the official for a period after termination of government service, if terminating within 90 days.) <input type="checkbox"/> Yes <input checked="" type="checkbox"/> No		
b	If any answer is "Yes" to 1a(1)-(6), did any of the acts fail to qualify under the exceptions described in Regulations section 53.4941(d)-3 or in a current notice regarding disaster assistance (see page 20 of the instructions)? Organizations relying on a current notice regarding disaster assistance check here <input type="checkbox"/>	1b	X
c	Did the foundation engage in a prior year in any of the acts described in 1a, other than excepted acts, that were not corrected before the first day of the tax year beginning in 2009?	1c	X
2	Taxes on failure to distribute income (section 4942) (does not apply for years the foundation was a private operating foundation defined in section 4942(j)(3) or 4942(j)(5)):		
a	At the end of tax year 2009, did the foundation have any undistributed income (lines 6d and 6e, Part XIII) for tax year(s) beginning before 2009? <input type="checkbox"/> Yes <input checked="" type="checkbox"/> No If "Yes," list the years ► _____, _____, _____		
b	Are there any years listed in 2a for which the foundation is not applying the provisions of section 4942(a)(2) (relating to incorrect valuation of assets) to the year's undistributed income? (If applying section 4942(a)(2) to all years listed, answer "No" and attach statement - see instructions) N/A	2b	
c	If the provisions of section 4942(a)(2) are being applied to any of the years listed in 2a, list the years here. ► _____, _____, _____		
3a	Did the foundation hold more than a 2% direct or indirect interest in any business enterprise at any time during the year? <input type="checkbox"/> Yes <input checked="" type="checkbox"/> No		
b	If "Yes," did it have excess business holdings in 2009 as a result of (1) any purchase by the foundation or disqualified persons after May 26, 1969; (2) the lapse of the 5-year period (or longer period approved by the Commissioner under section 4943(c)(7)) to dispose of holdings acquired by gift or bequest; or (3) the lapse of the 10-, 15-, or 20-year first phase holding period? (Use Schedule C, Form 4720, to determine if the foundation had excess business holdings in 2009.) N/A	3b	
4a	Did the foundation invest during the year any amount in a manner that would jeopardize its charitable purposes?	4a	X
b	Did the foundation make any investment in a prior year (but after December 31, 1969) that could jeopardize its charitable purpose that had not been removed from jeopardy before the first day of the tax year beginning in 2009?	4b	X

Part VII-B Statements Regarding Activities for Which Form 4720 May Be Required (continued)

5a During the year did the foundation pay or incur any amount to:

(1) Carry on propaganda, or otherwise attempt to influence legislation (section 4945(e))? Yes No

(2) Influence the outcome of any specific public election (see section 4955), or to carry on, directly or indirectly, any voter registration drive? Yes No

(3) Provide a grant to an individual for travel, study, or other similar purposes? Yes No

(4) Provide a grant to an organization other than a charitable, etc., organization described in section 509(a)(1), (2), or (3), or section 4940(d)(2)? Yes No

(5) Provide for any purpose other than religious, charitable, scientific, literary, or educational purposes, or for the prevention of cruelty to children or animals? Yes No

b If any answer is "Yes" to 5a(1)-(5), did any of the transactions fail to qualify under the exceptions described in Regulations section 53.4945 or in a current notice regarding disaster assistance (see instructions)? Yes No
 Organizations relying on a current notice regarding disaster assistance check here

c If the answer is "Yes" to question 5a(4), does the foundation claim exemption from the tax because it maintained expenditure responsibility for the grant? Yes No
SEE STATEMENT 12
 If "Yes," attach the statement required by Regulations section 53.4945-5(d)

6a Did the foundation, during the year, receive any funds, directly or indirectly, to pay premiums on a personal benefit contract? Yes No

b Did the foundation, during the year, pay premiums, directly or indirectly, on a personal benefit contract? Yes No
 If "Yes" to 6b, file Form 8870

7a At any time during the tax year, was the foundation a party to a prohibited tax shelter transaction? Yes No

b If yes, did the foundation receive any proceeds or have any net income attributable to the transaction? Yes No
 N/A

Part VIII Information About Officers, Directors, Trustees, Foundation Managers, Highly Paid Employees, and Contractors

1 List all officers, directors, trustees, foundation managers and their compensation.

(a) Name and address	(b) Title, and average hours per week devoted to position	(c) Compensation (if not paid, enter -0-)	(d) Contributions to employee benefit plans and deferred compensation	(e) Expense account, other allowances
PNC N.A. 620 LIBERTY AVE, P2-PTPP-10-2, PITTSBURGH, PA 152222705	TRUSTEE 5.00	36,890.	0.	0.
THOMAS MCAFEE POTTER 103 TIMBER LANE SEWICKLEY, PA 151438948	TRUSTEE 1.00	0.	0.	0.
SCOTT AIKEN 127 SPRINGHOUSE LANE PITTSBURGH, PA 152382315	TRUSTEE 1.00	0.	0.	0.
RUSSELL A. ROCKWELL..... 17740 RIVER FORD DRIVE DAVIDSON, NC 280368842	TRUSTEE 1.00	0.	0.	0.

2 Compensation of five highest-paid employees (other than those included on line 1). If none, enter "NONE."

(a) Name and address of each employee paid more than \$50,000	(b) Title, and average hours per week devoted to position	(c) Compensation	(d) Contributions to employee benefit plans and deferred compensation	(e) Expense account, other allowances
NONE				

Total number of other employees paid over \$50,000 0

Part X Minimum Investment Return (All domestic foundations must complete this part. Foreign foundations, see instructions.)

1	Fair market value of assets not used (or held for use) directly in carrying out charitable, etc., purposes.		
a	Average monthly fair market value of securities	1a	7,251,223.
b	Average of monthly cash balances	1b	
c	Fair market value of all other assets	1c	
d	Total (add lines 1a, b, and c)	1d	7,251,223.
e	Reduction claimed for blockage or other factors reported on lines 1a and 1c (attach detailed explanation)	1e	0.
2	Acquisition indebtedness applicable to line 1 assets	2	0.
3	Subtract line 2 from line 1d	3	7,251,223.
4	Cash deemed held for charitable activities. Enter 1 1/2% of line 3 (for greater amount, see instructions)	4	108,768.
5	Net value of noncharitable-use assets. Subtract line 4 from line 3. Enter here and on Part V, line 4	5	7,142,455.
6	Minimum investment return. Enter 5% of line 5	6	357,123.

Part XI Distributable Amount (see instructions) (Section 4942(j)(3) and (j)(5) private operating foundations and certain foreign organizations check here and do not complete this part.)

1	Minimum investment return from Part X, line 6		1	357,123.
2a	Tax on investment income for 2009 from Part VI, line 5	2a	3,423.	
b	Income tax for 2009. (This does not include the tax from Part VI.)	2b		
c	Add lines 2a and 2b	2c	3,423.	
3	Distributable amount before adjustments. Subtract line 2c from line 1	3	353,700.	
4	Recoveries of amounts treated as qualifying distributions	4	0.	
5	Add lines 3 and 4	5	353,700.	
6	Deduction from distributable amount (see instructions)	6	0.	
7	Distributable amount as adjusted. Subtract line 6 from line 5. Enter here and on Part XIII, line 1	7	353,700.	

Part XII Qualifying Distributions (see instructions)

1	Amounts paid (including administrative expenses) to accomplish charitable, etc., purposes:		
a	Expenses, contributions, gifts, etc. - total from Part I, column (d), line 26	1a	73,067.
b	Program-related investments - total from Part IX-B	1b	0.
2	Amounts paid to acquire assets used (or held for use) directly in carrying out charitable, etc., purposes	2	
3	Amounts set aside for specific charitable projects that satisfy the:		
a	Suitability test (prior IRS approval required)	3a	
b	Cash distribution test (attach the required schedule)	3b	
4	Qualifying distributions. Add lines 1a through 3b. Enter here and on Part V, line 8, and Part XIII, line 4	4	73,067.
5	Foundations that qualify under section 4940(e) for the reduced rate of tax on net investment income. Enter 1% of Part I, line 27b	5	0.
6	Adjusted qualifying distributions. Subtract line 5 from line 4	6	73,067.

Note The amount on line 6 will be used in Part V, column (b), in subsequent years when calculating whether the foundation qualifies for the section 4940(e) reduction of tax in those years.

Part XIII Undistributed Income (see instructions)

	(a) Corpus	(b) Years prior to 2008	(c) 2008	(d) 2009
1 Distributable amount for 2009 from Part XI, line 7				353,700.
2 Undistributed income, if any, as of the end of 2009				
a Enter amount for 2008 only			0.	
b Total for prior years:		0.		
3 Excess distributions carryover, if any, to 2009:				
a From 2004				
b From 2005				
c From 2006				
d From 2007				28,788.
e From 2008				5,559,326.
f Total of lines 3a through e	5,588,114.			
4 Qualifying distributions for 2009 from Part XII, line 4: ▶ \$				73,067.
a Applied to 2008, but not more than line 2a			0.	
b Applied to undistributed income of prior years (Election required - see instructions)		0.		
c Treated as distributions out of corpus (Election required - see instructions)	0.			
d Applied to 2009 distributable amount				73,067.
e Remaining amount distributed out of corpus	0.			
5 Excess distributions carryover applied to 2009 (If an amount appears in column (d), the same amount must be shown in column (a))	280,633.			280,633.
6 Enter the net total of each column as indicated below.				
a Corpus Add lines 3f, 4c, and 4e Subtract line 5	5,307,481.			
b Prior years' undistributed income. Subtract line 4b from line 2b		0.		
c Enter the amount of prior years' undistributed income for which a notice of deficiency has been issued, or on which the section 4942(a) tax has been previously assessed		0.		
d Subtract line 6c from line 6b. Taxable amount - see instructions		0.		
e Undistributed income for 2008. Subtract line 4a from line 2a. Taxable amount - see instr.			0.	
f Undistributed income for 2009. Subtract lines 4d and 5 from line 1. This amount must be distributed in 2010				0.
7 Amounts treated as distributions out of corpus to satisfy requirements imposed by section 170(b)(1)(F) or 4942(g)(3)	0.			
8 Excess distributions carryover from 2004 not applied on line 5 or line 7	0.			
9 Excess distributions carryover to 2010 Subtract lines 7 and 8 from line 6a	5,307,481.			
10 Analysis of line 9:				
a Excess from 2005				
b Excess from 2006				
c Excess from 2007				
d Excess from 2008	5,307,481.			
e Excess from 2009				

Part XIV Private Operating Foundations (see instructions and Part VII-A, question 9)

N/A

- 1 a If the foundation has received a ruling or determination letter that it is a private operating foundation, and the ruling is effective for 2009, enter the date of the ruling ▶
- b Check box to indicate whether the foundation is a private operating foundation described in section 4942(j)(3) or 4942(j)(5)

	Tax year	Prior 3 years			(e) Total
	(a) 2009	(b) 2008	(c) 2007	(d) 2006	
2 a Enter the lesser of the adjusted net income from Part I or the minimum investment return from Part X for each year listed					
b 85% of line 2a					
c Qualifying distributions from Part XII, line 4 for each year listed					
d Amounts included in line 2c not used directly for active conduct of exempt activities					
e Qualifying distributions made directly for active conduct of exempt activities. Subtract line 2d from line 2c					
3 Complete 3a, b, or c for the alternative test relied upon:					
a "Assets" alternative test - enter:					
(1) Value of all assets					
(2) Value of assets qualifying under section 4942(j)(3)(B)(i)					
b "Endowment" alternative test - enter 2/3 of minimum investment return shown in Part X, line 6 for each year listed					
c "Support" alternative test - enter:					
(1) Total support other than gross investment income (interest, dividends, rents, payments on securities loans (section 512(a)(5)), or royalties)					
(2) Support from general public and 5 or more exempt organizations as provided in section 4942(j)(3)(B)(iii)					
(3) Largest amount of support from an exempt organization					
(4) Gross investment income					

Part XV Supplementary Information (Complete this part only if the foundation had \$5,000 or more in assets at any time during the year-see the instructions.)

- 1 **Information Regarding Foundation Managers:**
- a List any managers of the foundation who have contributed more than 2% of the total contributions received by the foundation before the close of any tax year (but only if they have contributed more than \$5,000). (See section 507(d)(2))

NONE

- b List any managers of the foundation who own 10% or more of the stock of a corporation (or an equally large portion of the ownership of a partnership or other entity) of which the foundation has a 10% or greater interest.

NONE

- 2 **Information Regarding Contribution, Grant, Gift, Loan, Scholarship, etc., Programs:**
- Check here if the foundation only makes contributions to preselected charitable organizations and does not accept unsolicited requests for funds. If the foundation makes gifts, grants, etc. (see instructions) to individuals or organizations under other conditions, complete items 2a, b, c, and d.

- a The name, address, and telephone number of the person to whom applications should be addressed:
-
- b The form in which applications should be submitted and information and materials they should include:
-
- c Any submission deadlines:
-
- d Any restrictions or limitations on awards, such as by geographical areas, charitable fields, kinds of institutions, or other factors:

Part XV Supplementary Information (continued)

3 Grants and Contributions Paid During the Year or Approved for Future Payment				
Recipient	If recipient is an individual, show any relationship to any foundation manager or substantial contributor	Foundation status of recipient	Purpose of grant or contribution	Amount
Name and address (home or business)				
<i>a Paid during the year</i>				
SEE STATEMENT 13				
Total			▶ 3a	60,000.
<i>b Approved for future payment</i>				
NONE				
Total			▶ 3b	0.

FORM 990-PF GAIN OR (LOSS) FROM SALE OF ASSETS STATEMENT 1

(A) DESCRIPTION OF PROPERTY			MANNER ACQUIRED	DATE ACQUIRED	DATE SOLD
SHORT TERM CAPITAL GAIN DISTRIBUTIONS					
	(B) GROSS SALES PRICE	(C) COST OR OTHER BASIS	(D) EXPENSE OF SALE	(E) DEPREC.	(F) GAIN OR LOSS
	3,372.	0.	0.	0.	3,372.

(A) DESCRIPTION OF PROPERTY			MANNER ACQUIRED	DATE ACQUIRED	DATE SOLD
SALES OF PUBLICALLY TRADED SECURITIES					
	(B) GROSS SALES PRICE	(C) COST OR OTHER BASIS	(D) EXPENSE OF SALE	(E) DEPREC.	(F) GAIN OR LOSS
	2,732,543.	3,025,467.	0.	0.	-292,924.

CAPITAL GAINS DIVIDENDS FROM PART IV					0.
TOTAL TO FORM 990-PF, PART I, LINE 6A					-289,552.

FORM 990-PF DIVIDENDS AND INTEREST FROM SECURITIES STATEMENT 2

SOURCE	GROSS AMOUNT	CAPITAL GAINS DIVIDENDS	COLUMN (A) AMOUNT
TRUST INVESTMENT INCOME	200,310.	0.	200,310.
TOTAL TO FM 990-PF, PART I, LN 4	200,310.	0.	200,310.

FORM 990-PF

OTHER INCOME

STATEMENT

3

DESCRIPTION	(A) REVENUE PER BOOKS	(B) NET INVEST- MENT INCOME	(C) ADJUSTED NET INCOME
LAZARD, LTD	6.	6.	
CLASS ACTION SETTLEMENTS	26,650.	0.	
REFUND OF FOREIGN TAXES	153.	153.	
RETURN OF CAPITAL	163.	0.	
TOTAL TO FORM 990-PF, PART I, LINE 11	26,972.	159.	

FORM 990-PF

ACCOUNTING FEES

STATEMENT

4

DESCRIPTION	(A) EXPENSES PER BOOKS	(B) NET INVEST- MENT INCOME	(C) ADJUSTED NET INCOME	(D) CHARITABLE PURPOSES
TAX PREPARATION FEE	2,000.	0.		2,000.
TO FORM 990-PF, PG 1, LN 16B	2,000.	0.		2,000.

FORM 990-PF

TAXES

STATEMENT

5

DESCRIPTION	(A) EXPENSES PER BOOKS	(B) NET INVEST- MENT INCOME	(C) ADJUSTED NET INCOME	(D) CHARITABLE PURPOSES
FOREIGN TAXES PAID	51.	51.		0.
TO FORM 990-PF, PG 1, LN 18	51.	51.		0.

FORM 990-PF	OTHER EXPENSES	STATEMENT	6
-------------	----------------	-----------	---

DESCRIPTION	(A) EXPENSES PER BOOKS	(B) NET INVEST- MENT INCOME	(C) ADJUSTED NET INCOME	(D) CHARITABLE PURPOSES
MISCELLANEOUS ADMIN. EXPENSES	4.		4.	0.
MANAGED ACCOUNT INVESTMENT FEES	3,459.		3,459.	0.
TOTAL TO FORM 990-PF, PG 1, LN 23	3,463.		3,463.	0.

FORM 990-PF	OTHER INCREASES IN NET ASSETS OR FUND BALANCES	STATEMENT	7
-------------	--	-----------	---

DESCRIPTION	AMOUNT
REVERSE OF 12/11/08 ENTRY, APARTMENT INVT & MGMT CO, ADD TO CV	24.
TOTAL TO FORM 990-PF, PART III, LINE 3	24.

FORM 990-PF	OTHER DECREASES IN NET ASSETS OR FUND BALANCES	STATEMENT	8
-------------	--	-----------	---

DESCRIPTION	AMOUNT
RETURN OF CAPITAL ADJUSTMENT TO BASIS, NOBLE CORP	56.
TOTAL TO FORM 990-PF, PART III, LINE 5	56.

FORM 990-PF	CORPORATE STOCK	STATEMENT	9
-------------	-----------------	-----------	---

DESCRIPTION	BOOK VALUE	FAIR MARKET VALUE
COMMON STOCK	3,532,274.	4,310,359.
TOTAL TO FORM 990-PF, PART II, LINE 10B	3,532,274.	4,310,359.

FORM 990-PF

EXPENDITURE RESPONSIBILITY STATEMENT
PART VII-B, LINE 5C

STATEMENT 12

GRANTEE'S NAME

THE STUCKMAN FOUNDATION, C/O JAMES UMMER, ESQ

GRANTEE'S ADDRESSROTHMAN GORDON, P C, 310 GRANT ST, 3RD FL.
PITTSBURGH, PA 15219

<u>GRANT AMOUNT</u>	<u>DATE OF GRANT</u>	<u>AMOUNT EXPENDED</u>
2,978,539.	04/15/08	

PURPOSE OF GRANT

SEE ATTACHED EXPENDITURE RESPONSIBILITY AGREEMENT

DATES OF REPORTS BY GRANTEE

MAY 14, 2010

ANY DIVERSION BY GRANTEE

NONE

GRANTEE'S NAME

CAROLINA LEGACY TRUST, C/O RICK FISHER

GRANTEE'S ADDRESS

P O BOX 1549
TRAVELERS REST, SC 29690

<u>GRANT AMOUNT</u>	<u>DATE OF GRANT</u>	<u>AMOUNT EXPENDED</u>
1,500.	12/28/09	1,500.

PURPOSE OF GRANT

SEE ATTACHED EXPENDITURE RESPONSIBILITY AGREEMENT

DATES OF REPORTS BY GRANTEE

JANUARY 11, 2010

ANY DIVERSION BY GRANTEE

NONE

FORM 990-PF

GRANTS AND CONTRIBUTIONS
PAID DURING THE YEAR

STATEMENT 13

RECIPIENT NAME AND ADDRESS	RECIPIENT RELATIONSHIP AND PURPOSE OF GRANT	RECIPIENT STATUS	AMOUNT
CARNEGIE LIBRARY OF PITTSBURGH 4400 FORBES AVENUE PITTSBURGH, PA 15213	NONE SUPPORT CLP PROGRAMS SERVICES	PUBLIC CHARITY	1,000.
CAROLINA LEGACY TRUST P.O. BOX 1549 TRAVELERS REST, SC 29690	NONE OPERATION SANTA (SEE ATTACHED EXPENDITURE RESPONSIBILITY AGRMT)	PUBLIC CHARITY	1,500.
CHAUTAUQUA INSTITUTION P.O. BOX 28, ONE AMES AVE. CHAUTAUQUA, NY 14722	NONE ANNUAL FUND (UNRESTRICTED GRANT)	PUBLIC CHARITY	1,000.
COLGATE UNIVERSITY 13 OAK DRIVE HAMILTON, NY 13346	NONE SUPPORT PROGRAMS OF THE CENTER FOR FREEDOM & WESTERN CIVILIZATION	PUBLIC CHARITY	3,000.
COMMUNITY CENTER & LIBRARY ASSOCIATION 1220 POWERS RUN RD PITTSBURGH, PA 15238	NONE CAPITAL CAMPAIGN FOR NEW COMMUNITY CENTER & LIBRARY	PUBLIC CHARITY	5,000.
FIRST CARE FAMILY RESOURCES, INC. P.O. BOX 15198 WEST PALM BEACH, FL 33416	NONE UNRESTRICTED GRANT	PUBLIC CHARITY	4,000.
FIRST PRESBYTERIAN CHURCH 320 SIXTH AVENUE PITTSBURGH, PA 15222	NONE SUPPORT CHRISTIAN MISSION WORK IN LATVIA	PUBLIC CHARITY	5,000.
FOXWALL EMERGENCY MEDICAL SERVICE, INC. 145 SQUAW RUN ROAD PITTSBURGH, PA 15238	NONE REPLACE OUTDATED EQUIPMENT	PUBLIC CHARITY	1,000.

FREEPORT THEATRE FESTIVAL 2498 WHITE CLOAD ROAD LEECHBURG, PA 15656	NONE IT UPGRADES & SECURITY FENCE COMPLETION	PUBLIC CHARITY	2,500.
GROVE CITY COLLEGE 100 CAMPUS DRIVE GROVE CITY, PA 16127	NONE EXPAND SCIENCE, ENGINEERING AND MATH FACILITY	PUBLIC CHARITY	1,000.
HOLY FAMILY REGIONAL SCHOOL 2633 JOHN R. ROAD ROCHESTER HILLS, MI 48307	NONE SCHOLARSHIP IN MEMORY OF JONATHAN ROCKWELL POTTER I	PUBLIC CHARITY	1,000.
MAGEE-WOMEN'S RESEARCH INSTITUTE & FOUNDATION 3339 WARD STREET PITTSBURGH, PA 15233	NONE RESEARCH, PATIENT CARE, STAFF & COMMUNITY EDUCATION	PUBLIC CHARITY	1,000.
NEW HAZLETT THEATER 6 ALLEGHENY SQUARE PITTSBURGH, PA 15212	NONE PRODUCTION & MARKETING COSTS FOR PLAY (TAKE A LETTER)	PUBLIC CHARITY	5,000.
OLD SEWICKLEY POST OFFICE P.O. BOX 505 SEWICKLEY, PA 15143-0505	NONE UNRESTRICTED GRANT	PUBLIC CHARITY	500.
OLIVE CREST COACHELLA VALLEY 50855 WASHINGTON STREET, SUITE 251 LA QUINTA, CA 92253	NONE UNRESTRICTED GRANT	PUBLIC CHARITY	500.
PALM SPRINGS ART MUSEUM P.O. BOX 2310 PALM SPRINGS, CA 92263-2310	NONE UNRESTRICTED GRANT	PUBLIC CHARITY	1,000.
THE PENNSYLVANIA STATE UNIVERSITY - NEW KENSINGTON BRANCH - 3550 7TH STREET ROAD NEW KENSINGTON, PA 15068	NONE UNRESTRICTED GRANT	PUBLIC CHARITY	4,000.
PRIMARY STAGES COMPANY, INC. 307 WEST 38TH STREET, SUITE 1510 NEW YORK, NY 10018	NONE SUPPORT FOR PRODUCTION OF 'HAPPY NOW?'	PUBLIC CHARITY	5,000.

SHADY SIDE ACADEMY 423 FOX CHAPEL ROAD PITTSBURGH, PA 15215	NONE NEW KILN FOR ART DEPARTMENT	PUBLIC CHARITY	2,500.
SHELDON CALVARY CAMP 315 SHADY AVENUE PITTSBURGH, PA 15206	NONE TO DEVELOP CAMP GARDEN FOR SUMMER OF 2010	PUBLIC CHARITY	1,000.
SWEETWATER ART CENTER 200 BROAD STREET SEWICKLEY, PA 15143	NONE OPERATING SUPPORT FOR EDUCATIONAL ARTS	PUBLIC CHARITY	1,000.
THE HOMEWOOD CEMETERY HISTORICAL FUND 1599 SOUTH DALLAS AVENUE PITTSBURGH, PA 15217	NONE MANAGEMENT & DIGITIZING OF BURIAL RECORDS, PLOT BOOKS& HISTORIC PAPERS	PUBLIC CHARITY	1,000.
THE VINE MINISTRY, INC. P.O. BOX 71283 ALBANY, GA 31708	NONE EDUCATE CHILDREN, FOOD & MEDICAL ASSISTANCE IN HAITI	PUBLIC CHARITY	2,500.
THE WAREHOUSE THEATRE 37 AUGUSTA STREET GREENVILLE, SC 29601	NONE PROVIDE ACTOR FOR EDUCATION OUTREACH TOURING PRODUCTION OF MACBETH	PUBLIC CHARITY	1,500.
TYRON FINE ARTS CENTER, INC. 34 MELROSE AVENUE TRYON , NC 28782	NONE TO INTEGRATE ARTS INTO PUBLIC SCHOOLS FOR THE UNDERSERVED POPULATION	PUBLIC CHARITY	1,000.
WOODLANDS FOUNDATION 134 SHENOT ROAD WEXFORD, PA 15090	NONE INCREASE OPERATING ENDOWMENT FOR SUPPORT OF FIXED OPERATING EXPENSES	PUBLIC CHARITY	6,500.
TOTAL TO FORM 990-PF, PART XV, LINE 3A			<u>60,000.</u>

Part I, column (a), line 6(a)
(statement 1)

Gross Proceeds	2,732,543.31
Long Term Capital Gain Dist.	3,372.00
Less: Carrying value	<u>-3,025,466.83</u>
Net Loss	-289,551.69

BANK 21
 REGION 10
 OFFICE 001

- T R A N S A C T I O N A N A L Y S I S / S U M M A R Y -
 01/01/09 THROUGH 12/31/09
 ACCOUNT 0564345 ROCKWELL FOUNDATION

DATE 04/13/10
 TIME 12:59
 PAGE 0008

DATE	-TRANSACTION- DESCRIPTION	-CODES- TRAN TAX INDV	HISTORY	INCOME	- C A S H - PRINCIPAL	INVEST/UNITS
	TOTALS FOR TAX CODE 082	SHORT TERM CAPITAL GAIN DISTRIBUTION				3,371.83 P
	TOTALS FOR TAX CODE 828	AMORTIZATIONS-PAYDOWNS			15,940.57	15,915.65-P
	TOTALS FOR TAX CODE 830	SALES			175,187.94	84,527.69-P
	TOTALS FOR TAX CODE 831	SALES-COLLECTIVE FUNDS			130,000.00	158,944.60-P

DATE	-TRANSACTION- DESCRIPTION	-CODES- TRAN TAX INDV	HISTORY	INCOME	PRINCIPAL	INVEST/UNITS
01-15-09	PRINCIPAL ON 5,811.64 PAR ACCRUED TO 12/31/08 PAYABLE 01/15/09 GOVERNMENT NATL MTG ASSN POOL #347830 07.000% DUE 06/15/2023	085 828 9999	40345-00002 01-15-09		18.75	18.72- 18.750-
01-15-09	PRINCIPAL ON 38,752.30 PAR ACCRUED TO 12/31/08 PAYABLE 01/15/09 GOVERNMENT NATL MTG ASSN POOL #354314 07.000% DUE 06/15/2023	085 828 9999	40345-00004 01-15-09		125.71	125.51- 125.710-
01-15-09	PRINCIPAL ON 10,787.12 PAR ACCRUED TO 12/31/08 PAYABLE 01/15/09 GOVERNMENT NATL MTG ASSN POOL #354326 07.000% DUE 06/15/2023	085 828 9999	40345-00006 01-15-09		44.06	43.99- 44.06-
01-15-09	PRINCIPAL ON 1,488.81 PAR ACCRUED TO 12/31/08 PAYABLE 01/15/09 GOVERNMENT NATL MTG ASSN POOL #337450 07.000% DUE 06/15/2023	085 828 9999	40345-00008 01-15-09		14.62	14.60- 14.620-
02-17-09	PRINCIPAL ON 5,792.88 PAR ACCRUED TO 01/31/09 PAYABLE 02/15/09 GOVERNMENT NATL MTG ASSN POOL #347830 07.000% DUE 06/15/2023	085 828 9999	40378-00002 02-17-09		5,792.88	5,783.80- 5,792.880-
02-17-09	PRINCIPAL ON 38,626.59 PAR ACCRUED TO 01/31/09 PAYABLE 02/15/09 GOVERNMENT NATL MTG ASSN POOL #354314 07.000% DUE 06/15/2023	085 828 9999	40378-00004 02-17-09		130.54	130.34- 130.540-
02-17-09	PRINCIPAL ON 10,743.06 PAR ACCRUED TO 01/31/09 PAYABLE 02/15/09 GOVERNMENT NATL MTG ASSN POOL #354326 07.000% DUE 06/15/2023	085 828 9999	40378-00006 02-17-09		42.74	42.67- 42.740-

BANK 21
 REGION 10
 OFFICE 001

- T R A N S A C T I O N A N A L Y S I S / S U M M A R Y -
 01/01/09 THROUGH 12/31/09
 ACCOUNT 0564345 ROCKWELL FOUNDATION

DATE 04/13/10
 TIME 12:59
 PAGE 0002

DATE	-TRANSACTION- DESCRIPTION	-CODES- TRAN TAX INDV	HISTORY	INCOME	PRINCIPAL	INVEST/UNITS
02-17-09	PRINCIPAL ON 1,474.19 PAR ACCRUED TO 01/31/09 PAYABLE 02/15/09 GOVERNMENT NATL MTG ASSN POOL #337450 07.000% DUE 06/15/2023	085 828 9999	40378-00008 02-17-09	14.71	14.69- 14.710-	
03-16-09	PRINCIPAL ON 38,496.05 PAR ACCRUED TO 02/28/09 PAYABLE 03/15/09 GOVERNMENT NATL MTG ASSN POOL #354314 07.000% DUE 06/15/2023	085 828 9999	40405-00002 03-16-09	127.31	127.11- 127.310-	
03-16-09	PRINCIPAL ON 10,700.32 PAR ACCRUED TO 02/28/09 PAYABLE 03/15/09 GOVERNMENT NATL MTG ASSN POOL #354326 07.000% DUE 06/15/2023	085 828 9999	40405-00004 03-16-09	43.79	43.72- 43.790-	
03-16-09	PRINCIPAL ON 1,459.48 PAR ACCRUED TO 02/28/09 PAYABLE 03/15/09 GOVERNMENT NATL MTG ASSN POOL #337450 07.000% DUE 06/15/2023	085 828 9999	40405-00006 03-16-09	15.23	15.21- 15.230-	
03-30-09	MUTUAL FUND AGENT 03/27 SALE 4,744.526 SHS @ 13.70 ARTISAN FDS INC INTERNATIONAL FUND # 661	085 831 9464	40419-00001 03-30-09	65,000.00	101,643.89- 4,744.526-	
03-30-09	MUTUAL FUND AGENT 03/27 SALE 1,880.243 SHS @ 34.5699 HARBOR FUND INTERNATIONAL FUND FD #11	085 831 9464	40419-00002 03-30-09	65,000.00	57,300.71- 1,880.243-	
04-01-09	JANNEY MONTGOMERY, SCOTT 03/27 SALE 14 SHS @ .30 MISC .01 COMM .14 NORTEL NETWORKS CORP ISIN CA6565685089 SEDOL B1H4Y87	085 830 0374	40421-00001 04-01-09	4.05	14.000-	

BANK 21
 REGION 10
 OFFICE 001

- T R A N S A C T I O N A N A L Y S I S / S U M M A R Y -
 01/01/09 THROUGH 12/31/09
 ACCOUNT 0564345 ROCKWELL FOUNDATION

DATE 04/13/10
 TIME 12:59
 PAGE 0003

DATE	-TRANSACTION- DESCRIPTION	-CODES- TRAN TAX INDV	HISTORY	INCOME	PRINCIPAL	INVEST/UNITS
04-15-09	PRINCIPAL ON 38,368.74 PAR ACCRUED TO 03/31/09 PAYABLE 04/15/09 GOVERNMENT NATL MTG ASSN POOL #354314 07.000% DUE 06/15/2023	085 828 9999	40435-00002 04-15-09		128.11	127.91- 128.110-
04-15-09	PRINCIPAL ON 10,656.53 PAR ACCRUED TO 03/31/09 PAYABLE 04/15/09 GOVERNMENT NATL MTG ASSN POOL #354326 07.000% DUE 06/15/2023	085 828 9999	40435-00004 04-15-09		43.54	43.47- 43.540-
04-15-09	PRINCIPAL ON 1,444.25 PAR ACCRUED TO 03/31/09 PAYABLE 04/15/09 GOVERNMENT NATL MTG ASSN POOL #337450 07.000% DUE 06/15/2023	085 828 9999	40435-00006 04-15-09		15.33	15.31- 15.330-
05-15-09	PRINCIPAL ON 38,240.62 PAR ACCRUED TO 04/30/09 PAYABLE 05/15/09 GOVERNMENT NATL MTG ASSN POOL #354314 07.000% DUE 06/15/2023	085 828 9999	40465-00002 05-15-09		128.91	128.71- 128.910-
05-15-09	PRINCIPAL ON 10,612.98 PAR ACCRUED TO 04/30/09 PAYABLE 05/15/09 GOVERNMENT NATL MTG ASSN POOL #354326 07.000% DUE 06/15/2023	085 828 9999	40465-00004 05-15-09		49.06	48.98- 49.060-
05-15-09	PRINCIPAL ON 1,428.92 PAR ACCRUED TO 04/30/09 PAYABLE 05/15/09 GOVERNMENT NATL MTG ASSN POOL #337450 07.000% DUE 06/15/2023	085 828 9999	40465-00006 05-15-09		15.43	15.41- 15.430-
06-15-09	PRINCIPAL ON 38,111.72 PAR ACCRUED TO 05/31/09 PAYABLE 06/15/09 GOVERNMENT NATL MTG ASSN POOL #354314 07.000% DUE 06/15/2023	085 828 9999	40496-00002 06-15-09		8,085.58	8,072.94- 8,085.580-

BANK 21
 REGION 10
 OFFICE 001

- T R A N S A C T I O N A N A L Y S I S / S U M M A R Y -
 01/01/09 THROUGH 12/31/09
 ACCOUNT 0564345 ROCKWELL FOUNDATION

DATE 04/13/10
 TIME 12:59
 PAGE 0004

DATE	-TRANSACTION- DESCRIPTION	-CODES- TRAN TAX INDV	HISTORY	INCOME	PRINCIPAL	INVEST/UNITS
06-15-09	PRINCIPAL ON 10,563.93 PAR ACCRUED TO 05/31/09 PAYABLE 06/15/09 GOVERNMENT NATL MTG ASSN POOL #354326 07.000% DUE 06/15/2023	085 828 9999	40496-00004 06-15-09		49.36	49.28- 49.360-
06-15-09	PRINCIPAL ON 1,413.49 PAR ACCRUED TO 05/31/09 PAYABLE 06/15/09 GOVERNMENT NATL MTG ASSN POOL #337450 07.000% DUE 06/15/2023	085 828 9999	40496-00006 06-15-09		15.52	15.50- 15.520-
07-15-09	PRINCIPAL ON 30,026.14 PAR ACCRUED TO 06/30/09 PAYABLE 07/15/09 GOVERNMENT NATL MTG ASSN POOL #354314 07.000% DUE 06/15/2023	085 828 9999	40526-00002 07-15-09		103.36	103.20- 103.360-
07-15-09	PRINCIPAL ON 10,514.56 PAR ACCRUED TO 06/30/09 PAYABLE 07/15/09 GOVERNMENT NATL MTG ASSN POOL #354326 07.000% DUE 06/15/2023	085 828 9999	40526-00004 07-15-09		44.31	44.24- 44.310-
07-15-09	PRINCIPAL ON 1,397.97 PAR ACCRUED TO 06/30/09 PAYABLE 07/15/09 GOVERNMENT NATL MTG ASSN POOL #337450 07.000% DUE 06/15/2023	085 828 9999	40526-00006 07-15-09		15.62	15.60- 15.620-
08-17-09	PRINCIPAL ON 29,922.78 PAR ACCRUED TO 07/31/09 PAYABLE 08/15/09 GOVERNMENT NATL MTG ASSN POOL #354314 07.000% DUE 06/15/2023	085 828 9999	40559-00002 08-17-09		104.01	103.85- 104.010-
08-17-09	PRINCIPAL ON 10,470.25 PAR ACCRUED TO 07/31/09 PAYABLE 08/15/09 GOVERNMENT NATL MTG ASSN POOL #354326 07.000% DUE 06/15/2023	085 828 9999	40559-00004 08-17-09		55.92	55.83- 55.920-

BANK 21
REGION 10
OFFICE 001

- T R A N S A C T I O N A N A L Y S I S / S U M M A R Y -
01/01/09 THROUGH 12/31/09
ACCOUNT 0564345 ROCKWELL FOUNDATION

DATE 04/13/10
TIME 12:59
PAGE 0005

DATE	-TRANSACTION- DESCRIPTION	-CODES- TRAN TAX INDV	HISTORY	INCOME	PRINCIPAL	INVEST/UNITS
08-17-09	PRINCIPAL ON 1,382.35 PAR ACCRUED TO 07/31/09 PAYABLE 08/15/09 GOVERNMENT NATL MTG ASSN POOL #337450 07.000% DUE 06/15/2023	085 828 9999	40559-00006 08-17-09		15.72	15.70- 15.720-
09-15-09	PRINCIPAL ON 29,818.77 PAR ACCRUED TO 08/31/09 PAYABLE 09/15/09 GOVERNMENT NATL MTG ASSN POOL #354314 07.000% DUE 06/15/2023	085 828 9999	40588-00002 09-15-09		104.66	104.50- 104.660-
09-15-09	PRINCIPAL ON 10,414.33 PAR ACCRUED TO 08/31/09 PAYABLE 09/15/09 GOVERNMENT NATL MTG ASSN POOL #354326 07.000% DUE 06/15/2023	085 828 9999	40588-00004 09-15-09		50.14	50.06- 50.140-
09-15-09	PRINCIPAL ON 1,366.63 PAR ACCRUED TO 08/31/09 PAYABLE 09/15/09 GOVERNMENT NATL MTG ASSN POOL #337450 07.000% DUE 06/15/2023	085 828 9999	40588-00006 09-15-09		15.81	15.79- 15.810-
10-15-09	PRINCIPAL ON 29,714.10 PAR ACCRUED TO 09/30/09 PAYABLE 10/15/09 GOVERNMENT NATL MTG ASSN POOL #354314 07.000% DUE 06/15/2023	085 828 9999	40618-00002 10-15-09		105.31	105.15- 105.310-
10-15-09	PRINCIPAL ON 10,364.19 PAR ACCRUED TO 09/30/09 PAYABLE 10/15/09 GOVERNMENT NATL MTG ASSN POOL #354326 07.000% DUE 06/15/2023	085 828 9999	40618-00004 10-15-09		50.46	50.38- 50.460-
10-15-09	PRINCIPAL ON 1,350.82 PAR ACCRUED TO 09/30/09 PAYABLE 10/15/09 GOVERNMENT NATL MTG ASSN POOL #337450 07.000% DUE 06/15/2023	085 828 9999	40618-00006 10-15-09		15.91	15.88- 15.910-

01/01/09 THROUGH 12/31/09
 ACCOUNT 0564345 ROCKWELL FOUNDATION

DATE	-TRANSACTION- DESCRIPTION	-CODES- TRAN TAX INDV	HISTORY	INCOME	PRINCIPAL	INVEST/UNITS
11-16-09	PRINCIPAL ON 29,608.79 PAR ACCRUED TO 10/31/09 PAYABLE 11/15/09 GOVERNMENT NATL MTG ASSN POOL #354314 07.000% DUE 06/15/2023	085 828 9999	40650-00002 11-16-09		112.20	112.03- 112.200-
11-16-09	PRINCIPAL ON 10,313.73 PAR ACCRUED TO 10/31/09 PAYABLE 11/15/09 GOVERNMENT NATL MTG ASSN POOL #354326 07.000% DUE 06/15/2023	085 828 9999	40650-00004 11-16-09		53.41	53.33- 53.410-
11-16-09	PRINCIPAL ON 1,334.90 PAR ACCRUED TO 10/31/09 PAYABLE 11/15/09 GOVERNMENT NATL MTG ASSN POOL #337450 07.000% DUE 06/15/2023	085 828 9999	40650-00006 11-16-09		16.01	15.98- 16.010-
12-15-09	PRINCIPAL ON 29,496.59 PAR ACCRUED TO 11/30/09 PAYABLE 12/15/09 GOVERNMENT NATL MTG ASSN POOL #354314 07.000% DUE 06/15/2023	085 828 9999	40679-00003 12-15-09		106.67	106.50- 106.670-
12-15-09	PRINCIPAL ON 10,260.32 PAR ACCRUED TO 11/30/09 PAYABLE 12/15/09 GOVERNMENT NATL MTG ASSN POOL #354326 07.000% DUE 06/15/2023	085 828 9999	40679-00005 12-15-09		53.75	53.67- 53.750-
12-15-09	PRINCIPAL ON 1,318.89 PAR ACCRUED TO 11/30/09 PAYABLE 12/15/09 GOVERNMENT NATL MTG ASSN POOL #337450 07.000% DUE 06/15/2023	085 828 9999	40679-00007 12-15-09		16.12	16.09- 16.120-
12-23-09	PURC 352.231 SHS THRU REINV OF SHORT TERM CAP GAIN DUE 12/23/09 @ \$ 9.0400 BLACKROCK TOTAL RETURN PORTFOLIO 11 INSTL FUND 332 INSTITUTIONAL CLASS	083 082	40687-00001 12-23-09		3,184.17	352.231

DATE	DESCRIPTION	-TRANSACTION-	-CODES-	HISTORY	INCOME	PRINCIPAL	INVEST/UNITS
12-31-09	PURC 18.380 SHS THRU REINV OF SHORT TERM CAP GAIN DUE 12/29/09 @ \$ 10.2100	083 082	40695-00001	187.66			187.66
	BAIRD AGGREGATE BOND FUND		12-31-09	18.380			18.380
12-31-09	INSTINET	085 830	40695-00002	30,872.00-		80,369.34	1,700.000-
	12/28 SALE 1,700 SHS @ 47.3173		12-31-09	1,700.000-			
	MISC 2.07 COMM 68.00						
	ROCKWELL AUTOMATION INC						
12-31-09	INSTINET	085 830	40695-00003	53,655.69-		94,814.55	1,700.000-
	12/28 SALE 1,700 SHS @ 55.8147		12-31-09	1,700.000-			
	MISC 2.44 COMM 68.00						
	ROCKWELL COLLINS INC						

BANK 21
REGION 10
OFFICE 640

- T R A N S A C T I O N A N A L Y S I S / S U M M A R Y -
01/01/09 THROUGH 12/31/09
MCCR
ACCOUNT 0564345 ROCKWELL FOUNDATION

DATE 04/13/10
TIME 14:03
PAGE 0007

DATE	-TRANSACTION- DESCRIPTION	-CODES- TRAN TAX INDV	HISTORY	- C A S H - INCOME	PRINCIPAL	INVEST/UNITS
	TOTALS FOR TAX CODE 830	SALES			95,666.71	101,475.62-P
	TOTALS FOR TAX CODE 833	SALE OF RIGHTS/FRACTIONAL SHARE OF STOCK			18.44	19.70-P

01-13-09 BNY CONVERGEX
 01/08 SALE 11 SHS @ 192.3321
 MISC .01
 STRAYER ED INC

02-17-09 BNY CONVERGEX
 02/11 SALE 44 SHS @ 49.7612
 MISC .01
 GILEAD SCIENCES INC

02-17-09 BNY CONVERGEX
 02/11 SALE 48 SHS @ 24.0726
 MISC .01
 SMITH INTERNATIONAL INC

02-20-09 BNY CONVERGEX
 02/17 SALE 26 SHS @ 46.134
 MISC .01
 PANERA BREAD COMPANY
 CL A

03-03-09 BNY CONVERGEX
 02/26 SALE 61 SHS @ 38.0368
 MISC .01
 AON CORP

03-03-09 BNY CONVERGEX
 02/26 SALE 27 SHS @ 63.6307
 MISC .01
 CF INDUSTRIES HOLDINGS INC

03-09-09 BNY CONVERGEX
 03/04 SALE 39 SHS @ 63.729
 MISC .01
 GRAINGER W W INC

03-17-09 BNY CONVERGEX
 03/12 SALE 27 SHS @ 65.9288
 MISC .01
 CF INDUSTRIES HOLDINGS INC

03-19-09 BNY CONVERGEX
 03/16 SALE 51 SHS @ 44.6112
 MISC .01
 GILEAD SCIENCES INC

- T R A N S A C T I O N A N A L Y S I S / S U M M A R Y -
 MCGR

DATE	DESCRIPTION	-TRANSACTION- DESCRIPTION	-CODES- TRAN TAX INDV	HISTORY	INCOME	PRINCIPAL	INVEST/UNITS
01-13-09	BNY CONVERGEX 01/08 SALE 11 SHS @ 192.3321 MISC .01 STRAYER ED INC		085 830 9333	40343-00001 01-13-09		2,115.64	2,411.01- 11,000-
02-17-09	BNY CONVERGEX 02/11 SALE 44 SHS @ 49.7612 MISC .01 GILEAD SCIENCES INC		085 830 9333	40378-00002 02-17-09		2,189.48	971.74- 44,000-
02-17-09	BNY CONVERGEX 02/11 SALE 48 SHS @ 24.0726 MISC .01 SMITH INTERNATIONAL INC		085 830 9333	40378-00004 02-17-09		1,155.48	1,985.87- 48,000-
02-20-09	BNY CONVERGEX 02/17 SALE 26 SHS @ 46.134 MISC .01 PANERA BREAD COMPANY CL A		085 830 9333	40381-00001 02-20-09		1,199.48	1,360.6 26,000
03-03-09	BNY CONVERGEX 02/26 SALE 61 SHS @ 38.0368 MISC .01 AON CORP		085 830 9333	40392-00001 03-03-09		2,320.23	2,578.53- 61,000-
03-03-09	BNY CONVERGEX 02/26 SALE 27 SHS @ 63.6307 MISC .01 CF INDUSTRIES HOLDINGS INC		085 830 9333	40392-00002 03-03-09		1,718.02	1,773.10- 27,000-
03-09-09	BNY CONVERGEX 03/04 SALE 39 SHS @ 63.729 MISC .01 GRAINGER W W INC		085 830 9333	40398-00001 03-09-09		2,485.42	3,243.82- 39,000-
03-17-09	BNY CONVERGEX 03/12 SALE 27 SHS @ 65.9288 MISC .01 CF INDUSTRIES HOLDINGS INC		085 830 9333	40406-00001 03-17-09		1,780.07	1,773.09- 27,000-
03-19-09	BNY CONVERGEX 03/16 SALE 51 SHS @ 44.6112 MISC .01 GILEAD SCIENCES INC		085 830 9333	40408-00003 03-19-09		2,275.16	1,126.34- 51,000-

BANK 21
 REGION 10
 OFFICE 640

- T R A N S A C T I O N A N A L Y S I S / S U M M A R Y -
 01/01/09 THROUGH 12/31/09
 ACCOUNT 0564345 ROCKWELL FOUNDATION MCSR

DATE 04/13/10
 TIME 14:03
 PAGE 0002

DATE	-TRANSACTION- DESCRIPTION	-CODES- TRAN TAX INDV	HISTORY	INCOME	PRINCIPAL	INVEST/UNITS
04-01-09	BNY CONVERGEX 03/27 SALE 54 SHS @ 16.5599 MISC .01 URBAN OUTFITTERS INC	085 830	9333 40421-00004 04-01-09		894.23	1,680.00- 54,000-
04-29-09	BNY CONVERGEX 04/24 SALE 61 SHS @ 35.4298 MISC .06 FASTENAL CO	085 830	9333 40449-00001 04-29-09		2,161.16	3,057.38- 61,000-
05-05-09	BNY CONVERGEX 04/30 SALE 6 SHS @ 126.4596 MISC .02 APPLE INC	085 830	9333 40455-00001 05-05-09		758.74	219.72- 6,000-
05-12-09	BNY CONVERGEX 05/07 SALE 24 SHS @ 78.6285 MISC .05 PRECISION CASTPARTS CORP	085 830	9333 40462-00003 05-12-09		1,887.04	1,387.2 24,000
06-01-09	BNY CONVERGEX 05/27 SALE 14 SHS @ 106.4006 MISC .04 PRICELINE.COM INC	085 830	9333 40482-00004 06-01-09		1,489.57	1,484.94- 14,000-
06-05-09	BNY CONVERGEX 06/02 SALE 62 SHS @ 39.0378 MISC .06 MCAFFEE INC	085 830	9333 40486-00001 06-05-09		2,420.28	1,924.44- 62,000-
06-15-09	BNY CONVERGEX 06/10 SALE 62 SHS @ 30.5074 MISC .05 ACCENTURE LTD.	085 830	9333 40496-00001 06-15-09		1,891.41	2,038.45- 62,000-
06-17-09	BNY CONVERGEX 06/12 SALE 57 SHS @ 44.645 MISC .07 GILEAD SCIENCES INC	085 830	9333 40498-00001 06-17-09		2,544.70	1,258.84- 57,000-
06-18-09	BNY CONVERGEX 06/15 SALE 53 SHS @ 55.9639 MISC .08 NIKE INC CLASS B	085 830	9333 40499-00001 06-18-09		2,966.01	2,451.90- 53,000-

DATE	-TRANSACTION- DESCRIPTION	-CODES- TRAN TAX INDV	HISTORY	- C A S H - INCOME	PRINCIPAL	INVEST/UNITS
06-22-09	BNY CONVERGEX 06/17 SALE 25 SHS @ 80.8536 MISC .05 DUN & BRADSTREET CORP NEW	085 830	9333 40503-00002 06-22-09	2,021.29	2,021.29	2,644.25- 25,000-
06-30-09	BNY CONVERGEX 06/25 SALE 41 SHS @ 51.0916 MISC .05 NIKE INC CLASS B	085 830	9333 40511-00003 06-30-09	2,094.70	2,094.70	1,896.76- 41,000-
06-30-09	BNY CONVERGEX 06/25 SALE 22 SHS @ 69.9897 MISC .04 PRAXAIR INC	085 830	9333 40511-00004 06-30-09	1,539.73	1,539.73	1,868.92- 22,000-
07-06-09	BNY CONVERGEX 06/30 SALE 5 SHS @ 142.6098 MISC .02 APPLE INC	085 830	9333 40517-00002 07-06-09	713.03	713.03	183. 5,000-
07-08-09	BNY CONVERGEX 07/02 SALE 30 SHS @ 79.2036 MISC .06 AMAZON COM INC	085 830	9333 40519-00001 07-08-09	2,376.05	2,376.05	1,967.39- 30,000-
07-15-09	BNY CONVERGEX 07/10 SALE 31 SHS @ 37.2733 MISC .03 PRICE T ROWE GROUP INC	085 830	9333 40526-00001 07-15-09	1,155.44	1,155.44	1,760.98- 31,000-
07-22-09	BNY CONVERGEX 07/17 SALE 15 SHS @ 115.6955 MISC .04 PRICELINE.COM INC	085 830	9333 40533-00001 07-22-09	1,735.39	1,735.39	1,591.00- 15,000-
07-23-09	BNY CONVERGEX 07/20 SALE 122 SHS @ 12.8805 MISC .04 DELL INC	085 830	9333 40534-00001 07-23-09	1,571.38	1,571.38	3,130.95- 122,000-
07-28-09	BNY CONVERGEX 07/23 SALE 180 SHS @ 13.3242 MISC .06 NOKIA CORP SPONSORED ADR	085 830	9333 40539-00001 07-28-09	2,398.29	2,398.29	4,982.23- 180,000-

DATE	DESCRIPTION	-TRANSACTION- DESCRIPTION	-CODES- TRAN TAX INDV	HISTORY	INCOME	PRINCIPAL	INVEST/UNITS
08-12-09	BNY CONVERGEX 08/07 SALE 22 SHS @ 73.3601 MISC .04 BARD C R INC		085 830 9333	40554-00001 08-12-09	1,613.88	1,934.93- 22,000-	
08-17-09	BNY CONVERGEX 08/12 SALE 51 SHS @ 55.4221 MISC .07 FACTSET RESH SYS INC		085 830 9333	40559-00001 08-17-09	2,826.45	2,803.56- 51,000-	
08-18-09	BNY CONVERGEX 08/13 SALE 42 SHS @ 48.047 MISC .05 COCA COLA CO		085 830 9333	40560-00001 08-18-09	2,017.92	2,172.36- 42,000-	
08-18-09	BNY CONVERGEX 08/13 SALE 46 SHS @ 56.8179 MISC .07 GENERAL DYNAMICS CORP		085 830 9333	40560-00002 08-18-09	2,613.56	2,831.8 46,000	
08-25-09	BNY CONVERGEX 08/20 SALE 73 SHS @ 40.0652 MISC .08 STRYKER CORP		085 830 9333	40567-00005 08-25-09	2,924.68	3,469.73- 73,000-	
08-31-09	CASH IN LIEU OF .800 FRACTIONAL SHARES/PAR AT 23.0500 PER SHARE/BOND SEAHAWK DRILLING INC W/I		085 833 9999	40573-00001 08-31-09	18.44	19,70- .800-	
09-03-09	BNY CONVERGEX 08/31 SALE 69 SHS @ 46.2018 MISC .08 QUALCOMM INC		085 830 9333	40576-00004 09-03-09	3,187.84	3,321.57- 69,000-	
09-04-09	BNY CONVERGEX 09/01 SALE 5 SHS @ 23.1958 SEAHAWK DRILLING INC W/I		085 830 9333	40577-00002 09-04-09	115.98	123.14- 5,000-	
09-11-09	BNY CONVERGEX 09/08 SALE 37 SHS @ 32.2097 MISC .03 AMETEK INC NEW		085 830 9333	40584-00001 09-11-09	1,191.73	1,631. 37,000-	
09-15-09	BNY CONVERGEX 09/10 SALE 40 SHS @ 55.1628 MISC .06 NIKE INC CLASS B		085 830 9333	40588-00001 09-15-09	2,206.46	1,850.49- 40,000-	

09-18-09 BNY CONVERGEX 09/15 SALE 44 SHS @ 43.0079 MISC .05 WMS INDUSTRIES INC 085 830 9333 40591-00002 09-18-09 1,892.30 1,600.06-44.000-

09-25-09 BNY CONVERGEX 09/22 SALE 7 SHS @ 183.7877 MISC .03 APPLE INC 085 830 9333 40598-00001 09-25-09 1,286.48 256.34-7.000-

10-07-09 BNY CONVERGEX 10/02 SALE 28 SHS @ 65.7679 MISC .05 RESEARCH IN MOTION LTD 085 830 9333 40610-00002 10-07-09 1,841.45 1,587.54-28.000-

10-09-09 BNY CONVERGEX 10/06 SALE 61 SHS @ 32.6749 MISC .05 COACH INC 085 830 9333 40612-00001 10-09-09 1,993.12 1,755.61.00

10-20-09 BNY CONVERGEX 10/15 SALE 32 SHS @ 57.926 MISC .05 ALLERGAN INC 085 830 9333 40623-00001 10-20-09 1,853.58 1,138.77-32.000-

10-26-09 BNY CONVERGEX 10/21 SALE 64 SHS @ 40.0715 MISC .07 EMERSON ELECTRIC CO 085 830 9333 40629-00003 10-26-09 2,564.51 1,980.36-64.000-

11-02-09 BNY CONVERGEX 10/28 SALE 4 SHS @ 194.09 MISC .02 APPLE INC 085 830 9333 40636-00001 11-02-09 776.34 146.48-4.000-

11-02-09 BNY CONVERGEX 10/28 SALE 2 SHS @ 542.5443 MISC .03 GOOGLE INC-CL A 085 830 9333 40636-00002 11-02-09 1,085.06 709.50-2.000-

11-13-09 BNY CONVERGEX 11/09 SALE 53 SHS @ 13.3753 MISC .02 STEC INC 085 830 9333 40647-00003 11-13-09 708.87 1,884.19-53.000-

BANK 21
REGION 10
OFFICE 640

- TRANSACTION-
DESCRIPTION

DATE 04/13/10
TIME 14:03
PAGE 0006

- T R A N S A C T I O N A N A L Y S I S / S U M M A R Y -
ACCOUNT 0564345 ROCKWELL FOUNDATION
MGR

DATE DESCRIPTION -TRANSACTION- -CODES- HISTORY INCOME - C A S H - PRINCIPAL INVEST/UNITS

11-18-09 BNY CONVERGEX 085 830 9333 40652-00001 1,403.19-
11/13 SALE 63 SHS @ 32.0031 11-18-09 2,016.14 63.000-

MISC .05
CHECK POINT SOFTWARE TECH
SEDOL 2181334
ISIN IL0010824113

11-18-09 BNY CONVERGEX 085 830 9333 40652-00002 2,035.00-
11/13 SALE 54 SHS @ 33.9062 11-18-09 1,830.89 54.000-

MISC .05
DENTSPLY INTERNATIONAL INC

11-19-09 BNY CONVERGEX 085 830 9333 40653-00003 1,635.08-
11/16 SALE 33 SHS @ 54.0189 11-19-09 1,782.58 33.000-

MISC .05
AGRIUM INC
SEDOL 2015530
ISIN CA0089161081

11-19-09 BNY CONVERGEX 085 830 9333 40653-00006 2,484.50-
11/16 SALE 44 SHS @ 44.6689 11-19-09 1,965.38 44.000-

MISC .05
FLUOR CORP

11-24-09 BNY CONVERGEX 085 830 9333 40658-00002 4,046.45-
11/19 SALE 79 SHS @ 36.5645 11-24-09 2,888.52 79.000-

MISC .07
JACOBS ENGINEERING GROUP INC

12-01-09 BNY CONVERGEX 085 830 9333 40665-00001 3,176.14-
11/25 SALE 53 SHS @ 30.3722 12-01-09 1,609.69 53.000-

MISC .04
AGCO CORP

12-04-09 BNY CONVERGEX 085 830 9333 40668-00002 2,744.67-
12/01 SALE 82 SHS @ 12.3891 12-04-09 1,015.88 82.000-

MISC .03
MEMC ELECTR MATLS INC

BANK 21
REGION 10
OFFICE 660

- T R A N S A C T I O N A N A L Y S I S / S U M M A R Y -
01/01/09 THROUGH 12/31/09
ACCOUNT 0564345 ROCKWELL FOUNDATION MCVA

DATE 04/13/10
TIME 13:01
PAGE 0019

DATE	-TRANSACTION- DESCRIPTION	-CODES- TRAN TAX INDV	HISTORY	- C A S H - INCOME	PRINCIPAL	INVEST/UNITS
	TOTALS FOR TAX CODE 830	SALES		32.51	177,439.46	198,524.44-P
	TOTALS FOR TAX CODE 833	SALE OF RIGHTS/FRACTIONAL SHARE OF STOCK			54.99	54.02-P

- TRANSACTION-
 DESCRIPTION

- T R A N S A C T I O N A N A L Y S I S / S U M M A R Y -
 01/01/09 THROUGH 12/31/09
 ACCOUNT 0564345 ROCKWELL FOUNDATION
 MCVA

DATE	DESCRIPTION	-TRANSACTION- DESCRIPTION	-CODES- TRAN TAX INDV	HISTORY	INCOME	PRINCIPAL	INVEST/UNITS
01-06-09	CASH IN LIEU OF .874 FRACTIONAL SHARES/PAR AT 11.5300 PER SHARE/BOND APARTMENT INVT & MGMT CO CL A REIT		085 833 9999	40336-00002 01-06-09		10.08	8.92- .874-
01-09-09	BNY CONVERGEX 01/06 SALE 33 SHS @ 34.5984 MISC .01 ECOLAB INC		085 830 9333	40339-00001 01-09-09		1,141.74	1,120.64- 33.000-
01-09-09	BNY CONVERGEX 01/06 SALE 20 SHS @ 59.5864 MISC .01 GENERAL MILLS INC		085 830 9333	40339-00003 01-09-09		1,191.72	1,135.55- 20.000-
01-12-09	BNY CONVERGEX 01/07 SALE 20 SHS @ 37.0446 REYNOLDS AMERICAN INC		085 830 9333	40342-00001 01-12-09		740.89	1,252.8 20.000
01-13-09	BNY CONVERGEX 01/08 SALE 53 SHS @ 14.542 HUDSON CITY BANCORP INC		085 830 9333	40343-00001 01-13-09		770.72	788.47- 53.000-
01-14-09	BNY CONVERGEX 01/09 SALE 47 SHS @ 18.91 VIACOM INC CLASS B W I		085 830 9333	40344-00003 01-14-09		888.77	799.18- 47.000-
01-15-09	BNY CONVERGEX 01/12 SALE 68 SHS @ 17.5945 MISC .01 SUPERVALU INC		085 830 9333	40345-00004 01-15-09		1,196.42	2,066.77- 68.000-
01-20-09	BNY CONVERGEX 01/14 SALE 54 SHS @ 14.1016 WILLIAMS COMPANIES INC		085 830 9333	40350-00001 01-20-09		761.48	990.94- 54.000-
02-04-09	BNY CONVERGEX 01/30 SALE 24 SHS @ 23.6344 SMITH INTERNATIONAL INC		085 830 9333	40365-00002 02-04-09		567.22	1,622.35- 24.000-
02-05-09	BNY CONVERGEX 02/02 SALE 65 SHS @ 16.411 MISC .01 AUTODESK INC		085 830 9333	40366-00001 02-05-09		1,066.71	2,370.02- 65.000-
02-06-09	BNY CONVERGEX 02/03 SALE 35 SHS @ 34.8892 MISC .01 RYDER SYSTEM INC		085 830 9333	40367-00003 02-06-09		1,221.12	2,028.84- 35.000-

- C A S H -

DATE	DESCRIPTION	-TRANSACTION- DESCRIPTION	-CODES- TRAN TAX INDV	HISTORY	INCOME	PRINCIPAL	INVEST/UNITS
02-09-09	BNY CONVERGEX 02/04 SALE 34 SHS @ 28.1673 MISC .01 AMPHENOL CORP NEW CL A		085 830	9333 40370-00002 02-09-09		957.68	1,056.94- 34,000-
02-09-09	BNY CONVERGEX 02/04 SALE 27 SHS @ 37.4638 MISC .01 KOHLS CORP		085 830	9333 40370-00008 02-09-09		1,011.52	1,257.40- 27,000-
02-13-09	BNY CONVERGEX 02/10 SALE 48 SHS @ 27.654 MISC .01 CHARLES RIV LABORATORIES INTL INC		085 830	9333 40374-00001 02-13-09		1,327.38	1,108.15- 48,000-
02-17-09	BNY CONVERGEX 02/11 SALE 30 SHS @ 19.6543 BORG WARNER INC.		085 830	9333 40378-00003 02-17-09		589.63	1,339.75- 30,000-
02-18-09	BNY CONVERGEX 02/12 SALE 16 SHS @ 55.1973 ESSEX PPTY TR INC REIT		085 830	9333 40379-00002 02-18-09		883.15	1,758.47- 16,000-
02-18-09	BNY CONVERGEX 02/12 SALE 20 SHS @ 11.608 PRINCIPAL FINANCIAL GROUP		085 830	9333 40379-00003 02-18-09		232.16	1,092.61- 20,000-
02-19-09	BNY CONVERGEX 02/13 SALE 37 SHS @ 23.4147 ALBEMARLE CORP		085 830	9333 40380-00001 02-19-09		866.34	1,375.26- 37,000-
02-20-09	BNY CONVERGEX 02/17 SALE 115 SHS @ 1.7579 FIFTH THIRD BANCORP		085 830	9333 40381-00001 02-20-09		202.16	1,087.33- 115,000-
02-20-09	BNY CONVERGEX 02/17 SALE 70 SHS @ 1.31 HUNTINGTON BANCSHARES INC		085 830	9333 40381-00002 02-20-09		91.70	624 70,000-
02-23-09	BNY CONVERGEX 02/18 SALE 25 SHS @ 39.0817 MISC .01 NUCOR CORP		085 830	9333 40384-00004 02-23-09		977.04	1,099.38- 25,000-

- C A S H -
 INCOME

- C A S H -
 INCOME -
 PRINCIPAL
 INVEST/UNITS

DATE	DESCRIPTION	-CODES- TRAN TAX INDV	HISTORY	INCOME	PRINCIPAL	INVEST/UNITS
02-24-09	BNY CONVERGEX 02/19 SALE 18 SHS @ 32.2335 EQT CORPORATION	085 830 9333	40385-00001 02-24-09		580.20	978.60- 18.000-
02-25-09	BNY CONVERGEX 02/20 SALE 46 SHS @ 19.294 HCP INC REIT	085 830 9333	40386-00001 02-25-09		887.52	1,294.02- 46.000-
02-27-09	BNY CONVERGEX 02/24 SALE 31 SHS @ 19.9229 ALBEMARLE CORP	085 830 9333	40388-00002 02-27-09		617.61	1,152.24- 31.000-
02-27-09	BNY CONVERGEX 02/24 SALE 16 SHS @ 11.14 WILLIAMS COMPANIES INC	085 830 9333	40388-00007 02-27-09		178.24	293.61- 16.000-
03-06-09	BNY CONVERGEX 03/03 SALE 12 SHS @ 8.9242 COVENTRY HEALTH CARE INC	085 830 9333	40395-00002 03-06-09		107.09	701.83- 12.000-
03-06-09	BNY CONVERGEX 03/03 SALE 12 SHS @ 10.7891 HEALTH NET INC	085 830 9333	40395-00004 03-06-09		129.47	460.79- 12.000-
03-06-09	BNY CONVERGEX 03/03 SALE 90 SHS @ 9.9457 MISC .01 WILLIAMS COMPANIES INC	085 830 9333	40395-00006 03-06-09		895.11	1,651.57- 90.000-
03-09-09	BNY CONVERGEX 03/04 SALE 51 SHS @ 18.2081 MISC .01 SAFEWAY INC NEW	085 830 9333	40398-00002 03-09-09		928.61	1,288.00- 51.000-
03-10-09	BNY CONVERGEX 03/05 SALE 65 SHS @ 10.4463 MATTEL INC	085 830 9333	40399-00003 03-10-09		679.01	1,564.62- 65.000-
03-12-09	BNY CONVERGEX 03/09 SALE 29 SHS @ 46.0715 MISC .01 AIR PRODUCTS & CHEMICALS INC	085 830 9333	40401-00001 03-12-09		1,336.07	1,830.59- 29.000-
03-12-09	BNY CONVERGEX 03/09 SALE 26 SHS @ 23.3408 AMPHENOL CORP NEW CL A	085 830 9333	40401-00002 03-12-09		606.86	808.25- 26.000-

DATE	DESCRIPTION	-CODES- TRAN TAX INDY	HISTORY	INCOME	PRINCIPAL	INVEST/UNITS
03-12-09	BNY CONVERGEX 03/09 SALE 18 SHS @ 28.521 COMMERCE BANCSHARES INC	085 830	9333 40401-00003 03-12-09	513.38		768.21- 18.000-
03-13-09	BNY CONVERGEX 03/10 SALE 54 SHS @ 17.5947 MISC .01 HCP INC REIT	085 830	9333 40402-00003 03-13-09	950.11		1,519.06- 54.000-
03-16-09	BNY CONVERGEX 03/11 SALE 25 SHS @ 12.889 HERBALIFE LTD	085 830	9333 40405-00001 03-16-09	322.22		975.69- 25.000-
03-17-09	BNY CONVERGEX 03/12 SALE 51 SHS @ 13.60 ANNALY CAPITAL MGMT INC	085 830	9333 40406-00002 03-17-09	693.60		736.33- 51.000-
03-23-09	BNY CONVERGEX 03/18 SALE 37 SHS @ 21.6373 DPL INC	085 830	9333 40412-00002 03-23-09	800.58		1,021.34- 37.000-
03-24-09	BNY CONVERGEX 03/19 SALE 87 SHS @ 12.0883 MISC .01 IMS HEALTH INC	085 830	9333 40413-00002 03-24-09	1,051.68		2,217.05- 87.000-
03-26-09	BNY CONVERGEX 03/23 SALE 54 SHS @ 11.8221 HUDSON CITY BANCORP INC	085 830	9333 40415-00002 03-26-09	638.39		803.35- 54.000-
03-27-09	BNY CONVERGEX 03/24 SALE 43 SHS @ 43.8919 MISC .01 MOSAIC CO	085 830	9333 40416-00003 03-27-09	1,887.34		1,914.67- 43.000-
04-02-09	BNY CONVERGEX 03/30 SALE 13 SHS @ 56.4904 EOG RES INC	085 830	9333 40422-00001 04-02-09	734.37		1,444.44- 13.000-
04-02-09	BNY CONVERGEX 03/30 SALE 39 SHS @ 17.1528 VIACOM INC CLASS B W I	085 830	9333 40422-00004 04-02-09	668.96		663.15- 39.000-
04-06-09	BNY CONVERGEX 04/01 SALE 25 SHS @ 57.2506 MISC .01 EOG RES INC	085 830	9333 40426-00003 04-06-09	1,431.26		2,777.78- 25.000-

- C A S H -

BANK 21
REGION 10
OFFICE 660

- TRANSACTION-
DESCRIPTION

DATE

01/01/09 THROUGH 12/31/09
ACCOUNT 0564345 ROCKWELL FOUNDATION

MCVA

DATE 04/13/10
TIME 13:01
PAGE 0005

DATE	DESCRIPTION	-TRANSACTION- DESCRIPTION	-CODES- TRAN TAX INDV	HISTORY	INCOME	PRINCIPAL	INVEST/UNITS
04-06-09	BNY CONVERGEX 04/01 SALE 25 SHS @ 35.9575 MISC .01 ZIMMER HOLDINGS INC		085 830 9333	40426-00006 04-06-09	898.93	1,779.14-	25.000-
04-20-09	BNY CONVERGEX 04/15 SALE 35 SHS @ 39.0907 MISC .04 AON CORP		085 830 9333	40440-00001 04-20-09	1,368.14	1,649.75-	35.000-
04-20-09	BNY CONVERGEX 04/15 SALE 110 SHS @ 7.3604 MISC .02 NEWELL RUBBERMAID INC		085 830 9333	40440-00003 04-20-09	809.62	2,674.61-	110.000-
04-21-09	BNY CONVERGEX 04/16 SALE 8 SHS @ 162.8522 MISC .03 AUTOZONE INC		085 830 9333	40441-00001 04-21-09	1,302.78	1,040.6	8.000
04-21-09	BNY CONVERGEX 04/16 SALE 14 SHS @ 54.0878 MISC .02 FEDERAL REALTY INVT TRUST SH BEN INT NEW REIT		085 830 9333	40441-00002 04-21-09	757.21	580.12-	14.000-
04-23-09	BNY CONVERGEX 04/20 SALE 36 SHS @ 18.3656 MISC .02 COMSCOPE INC		085 830 9333	40443-00001 04-23-09	661.14	1,590.90-	36.000-
04-24-09	BNY CONVERGEX 04/21 SALE 100 SHS @ 13.4255 MISC .03 ANNALY CAPITAL MGMT INC		085 830 9333	40444-00002 04-24-09	1,342.52	1,443.78-	100.000-
04-24-09	BNY CONVERGEX 04/21 SALE 27 SHS @ 33.8928 MISC .02 LANDSTAR SYS INC		085 830 9333	40444-00003 04-24-09	915.08	1,051.24-	27.000
04-24-09	BNY CONVERGEX 04/21 SALE 20 SHS @ 37.9059 MISC .02 PG&E CORP		085 830 9333	40444-00005 04-24-09	758.10	769.48-	20.000-

BANK 21
 REGION 10
 OFFICE 660

- T R A N S A C T I O N A N A L Y S I S / S U M M A R Y -
 01/01/09 THROUGH 12/31/09
 ACCOUNT 0564345 ROCKWELL FOUNDATION MCVA

DATE 04/13/10
 TIME 13:01
 PAGE 0006

DATE	-TRANSACTION- DESCRIPTION	-CODES- TRAN TAX INDV	HISTORY	INCOME	PRINCIPAL	INVEST/UNITS
04-28-09	BNY CONVERGEX 04/23 SALE 18 SHS @ 60.2452 MISC .03 FRANKLIN RESOURCES INC	085 830 9333	40448-00002 04-28-09	1,084.39	1,084.39	995.74- 18,000-
04-30-09	BNY CONVERGEX 04/27 SALE 77 SHS @ 25.1397 MISC .05 CAMPBELL SOUP CO	085 830 9333	40450-00001 04-30-09	1,935.71	1,935.71	2,564.61- 77,000-
05-05-09	BNY CONVERGEX 04/30 SALE 47 SHS @ 14.5357 MISC .02 PERKINELMER INC	085 830 9333	40455-00001 05-05-09	683.16	683.16	908.05- 47,000-
05-06-09	BNY CONVERGEX 05/01 SALE 43 SHS @ 26.1916 MISC .03 HASBRO INC	085 830 9333	40456-00002 05-06-09	1,126.21	1,126.21	944.00 43,000
05-08-09	BNY CONVERGEX 05/05 SALE 31 SHS @ 18.0446 MISC .01 WEATHERFORD INTL LTD SEDOL B5KL6S7 ISIN CH0038838394	085 830 9333	40458-00001 05-08-09	559.37	559.37	296.05- 31,000-
05-08-09	BNY CONVERGEX 05/05 SALE 22 SHS @ 34.3743 MISC .02 AMPHENOL CORP NEW CL A	085 830 9333	40458-00002 05-08-09	756.22	756.22	683.90- 22,000-
05-08-09	BNY CONVERGEX 05/05 SALE 21 SHS @ 34.2907 MISC .02 HEALTH CARE REIT INC REIT	085 830 9333	40458-00003 05-08-09	720.09	720.09	670.90- 21,000-
05-08-09	BNY CONVERGEX 05/05 SALE 24 SHS @ 54.6883 MISC .03 NIKE INC CLASS B	085 830 9333	40458-00004 05-08-09	1,312.49	1,312.49	1,093.08- 24,000-
05-12-09	BNY CONVERGEX 05/07 SALE 19 SHS @ 40.7403 MISC .02 FORTUNE BRANDS INC	085 830 9333	40462-00001 05-12-09	774.05	774.05	1,398.14- 19,000-

BANK 21
REGION 10
OFFICE 660

- T R A N S A C T I O N A N A L Y S I S / S U M M A R Y -
01/01/09 THROUGH 12/31/09
ACCOUNT 0564345 ROCKWELL FOUNDATION MCVA

DATE 04/13/10
TIME 13.01
PAGE 0007

DATE	-TRANSACTION- DESCRIPTION	-CODES- TRAN TAX INDV	HISTORY	INCOME	PRINCIPAL	INVEST/UNITS
05-12-09	BNY CONVERGEX 05/07 SALE 30 SHS @ 28.5967 MISC .02 IRON MTN INC PA	085 830 9333	40462-00002 05-12-09	857.88		736.99- 30.000-
05-12-09	BNY CONVERGEX 05/07 SALE 71 SHS @ 21.4672 MISC .04 PACTIV CORPORATION	085 830 9333	40462-00003 05-12-09	1,524.13		1,051.88- 71.000-
05-13-09	BNY CONVERGEX 05/08 SALE 29 SHS @ 24.8951 MISC .02 ASSURANT INC	085 830 9333	40463-00001 05-13-09	721.94		1,202.85- 29.000-
05-15-09	BNY CONVERGEX 05/12 SALE 14 SHS @ 39.6594 MISC .01 PRUDENTIAL FINANCIAL, INC.	085 830 9333	40465-00006 05-15-09	555.22		352.7 14.000
05-18-09	BNY CONVERGEX 05/13 SALE 18 SHS @ 61.5704 MISC .03 FRANKLIN RESOURCES INC	085 830 9333	40468-00002 05-18-09	1,108.24		995.74- 18.000-
05-19-09	BNY CONVERGEX 05/14 SALE 29 SHS @ 61.1335 MISC .05 AIR PRODUCTS & CHEMICALS INC	085 830 9333	40469-00001 05-19-09	1,772.83		1,830.59- 29.000-
05-20-09	BNY CONVERGEX 05/15 SALE 30 SHS @ 38.7981 MISC .03 PRUDENTIAL FINANCIAL, INC.	085 830 9333	40470-00005 05-20-09	1,163.91		755.89- 30.000-
05-27-09	BNY CONVERGEX 05/21 SALE 26 SHS @ 45.8643 MISC .03 M&T BK CORP	085 830 9333	40477-00001 05-27-09	1,192.44		2,541.52- 26.000-
05-27-09	BNY CONVERGEX 05/21 SALE 13 SHS @ 49.42 MISC .02 SIMON PROPERTY GROUP INC	085 830 9333	40477-00003 05-27-09	642.44		673.20- 13.000-
05-28-09	BNY CONVERGEX 05/22 SALE 31 SHS @ 15.3439 MISC .01 PEOPLE'S UNITED FINANCIAL IN	085 830 9333	40478-00001 05-28-09	475.65		502.44- 31.000-

BANK 21
 REGION 10
 OFFICE 660

- T R A N S A C T I O N A N A L Y S I S / S U M M A R Y -
 01/01/09 THROUGH 12/31/09
 ACCOUNT 0564345 ROCKWELL FOUNDATION MCVA

DATE 04/13/10
 TIME 13:01
 PAGE 0008

DATE	-TRANSACTION- DESCRIPTION	-CODES- TRAN TAX INDV	HISTORY	INCOME	- C A S H - PRINCIPAL	INVEST/UNITS
06-03-09	BNY CONVERGEX 05/29 SALE 20 SHS @ 44.0026 MISC .02 RENAISSANCE HOLDINGS LTD ISIN BMG7496G1033 SEDOL 2728429	085 830	9333 40484-00002 06-03-09	880.03	988.80- 20.000-	
06-05-09	BNY CONVERGEX 06/02 SALE 14 SHS @ 55.7809 MISC .02 NORTHERN TRUST CORP	085 830	9333 40486-00001 06-05-09	780.91	681.72- 14.000-	
06-10-09	BNY CONVERGEX 06/05 SALE 18 SHS @ 61.511 MISC .03 LABORATORY CORP OF AMERICA HLDG	085 830	9333 40491-00003 06-10-09	1,107.17	1,390.34- 18.000-	
06-11-09	BNY CONVERGEX 06/08 SALE 1.05 SHS @ 30.9626 COMMERCE BANCSHARES INC	075 830	9333 40492-00001 06-11-09	32.51	1.050-	
06-11-09	BNY CONVERGEX 06/08 SALE 28.95 SHS @ 30.9626 MISC .02 COMMERCE BANCSHARES INC	085 830	9333 40492-00002 06-11-09	896.34	1,235.54- 28.950-	
06-18-09	BNY CONVERGEX 06/15 SALE 41 SHS @ 34.4619 MISC .04 CABOT OIL & GAS CORP COM	085 830	9333 40499-00001 06-18-09	1,412.90	1,097.54- 41.000-	
06-24-09	BNY CONVERGEX 06/19 SALE 36 SHS @ 17.18 MISC .02 CA INC	085 830	9333 40505-00001 06-24-09	618.46	635.44- 36.000-	
06-24-09	BNY CONVERGEX 06/19 SALE 13 SHS @ 77.9235 MISC .03 ENTERGY CORP NEW	085 830	9333 40505-00002 06-24-09	1,012.98	1,061.23- 13.000-	
06-26-09	BNY CONVERGEX 06/23 SALE 53 SHS @ 20.6245 MISC .03 CELANESE CORP-SERIES A	085 830	9333 40507-00002 06-26-09	1,093.07	952.09- 53.000-	

BANK 21
REGION 10
OFFICE 660

- T R A N S A C T I O N A N A L Y S I S / S U M M A R Y -
01/01/09 THROUGH 12/31/09
ACCOUNT 0564345 ROCKWELL FOUNDATION MCVA

DATE 04/13/10
TIME 13:01
PAGE 0009

DATE	DESCRIPTION	-TRANSACTION-	-CODES-	HISTORY	INCOME	PRINCIPAL	INVEST/UNITS
			TRAN TAX INDV				
06-26-09	BNY CONVERGEX 06/23 SALE 53 SHS @ 12.8025 MISC .02 INTERNATIONAL PAPER CO		085 830 9333	40507-00004 06-26-09		678.52	556.50- 53.000-
06-29-09	BNY CONVERGEX 06/24 SALE 164 SHS @ 5.75 MISC .02 FORD MOTOR COMPANY		085 830 9333	40510-00001 06-29-09		942.98	780.31- 164.000-
06-30-09	BNY CONVERGEX 06/25 SALE 35 SHS @ 23.5371 MISC .02 DPL INC		085 830 9333	40511-00003 06-30-09		823.78	966.13- 35.000-
06-30-09	BNY CONVERGEX 06/25 SALE 49 SHS @ 21.9503 MISC .03 KROGER CO		085 830 9333	40511-00005 06-30-09		1,075.54	1,067.00- 49.000-
07-02-09	BNY CONVERGEX 06/29 SALE 242 SHS @ 5.77 MISC .04 FORD MOTOR COMPANY		085 830 9333	40513-00003 07-02-09		1,396.30	1,151.44- 242.000-
07-02-09	BNY CONVERGEX 06/29 SALE 10 SHS @ 68.3305 MISC .02 LORILLARD INC		085 830 9333	40513-00005 07-02-09		683.29	759.89- 10.000-
07-02-09	BNY CONVERGEX 06/29 SALE 74 SHS @ 15.15 MISC .03 PEOPLE'S UNITED FINANCIAL IN		085 830 9333	40513-00008 07-02-09		1,121.07	1,199.37- 74.000-
07-06-09	BNY CONVERGEX 06/30 SALE 54 SHS @ 15.4299 MISC .02 INTERNATIONAL PAPER CO		085 830 9333	40517-00002 07-06-09		833.19	567.00- 54.000-
07-07-09	BNY CONVERGEX 07/01 SALE 21 SHS @ 39.2708 MISC .02 FIRSTENERGY CORP		085 830 9333	40518-00001 07-07-09		824.67	1,175.01- 21.000-
07-07-09	BNY CONVERGEX 07/01 SALE 32 SHS @ 33.4896 MISC .03 PPL CORPORATION		085 830 9333	40518-00002 07-07-09		1,071.64	965.76- 32.000-

BANK 21
 REGION 10
 OFFICE 660

- TRANSACTION-
 DESCRIPTION

DATE 04/13/10
 TIME 13:01
 PAGE 0010

- T R A N S A C T I O N A N A L Y S I S / S U M M A R Y -
 01/01/09 THROUGH 12/31/09
 ACCOUNT 0564345 ROCKWELL FOUNDATION
 MCVA

DATE	DESCRIPTION	-TRANSACTION- DESCRIPTION	-CODES- TRAN TAX INDV	HISTORY	INCOME	PRINCIPAL	INVEST/UNITS
07-09-09	CASH IN LIEU OF .320 FRACTIONAL SHARES/PAR AT 29.7000 PER SHARE/BOND CENTURYTEL INC		085 833	9999 40520-00001 07-09-09	9.50	10.78- .320-	
07-10-09	CASH IN LIEU OF .328 FRACTIONAL SHARES/PAR AT 43.5700 PER SHARE/BOND SIMON PROPERTY GROUP INC		085 833	9999 40521-00001 07-10-09	14.29	16.99- .328-	
07-15-09	BNY CONVERGEX 07/10 SALE 75 SHS @ 11.5231 MISC .02 ACTIVISION BLIZZARD INC		085 830	9333 40526-00001 07-15-09	864.21	701.35- 75.000-	
07-16-09	BNY CONVERGEX 07/13 SALE 23 SHS @ 37.556 MISC .02 RANGE RES CORP		085 830	9333 40527-00002 07-16-09	863.77	803.94- 23.000-	
07-20-09	BNY CONVERGEX 07/15 SALE 24 SHS @ 49.877 MISC .03 WELLPOINT INC		085 830	9333 40531-00003 07-20-09	1,197.02	952.10- 24.000-	
07-23-09	BNY CONVERGEX 07/20 SALE 30 SHS @ 42.0704 MISC .03 NORFOLK SOUTHERN CORP		085 830	9333 40534-00002 07-23-09	1,262.08	1,083.31- 30.000-	
07-23-09	BNY CONVERGEX 07/20 SALE 24 SHS @ 49.2969 MISC .03 WELLPOINT INC		085 830	9333 40534-00003 07-23-09	1,183.10	952.10- 24.000-	
07-24-09	BNY CONVERGEX 07/21 SALE 67 SHS @ 11.9483 MISC .02 ACTIVISION BLIZZARD INC		085 830	9333 40535-00002 07-24-09	800.52	626.53- 67.000-	
07-24-09	BNY CONVERGEX 07/21 SALE 27 SHS @ 67.2591 MISC .05 LABORATORY CORP OF AMERICA HLDG		085 830	9333 40535-00003 07-24-09	1,815.95	2,085.5- 27.000-	
07-28-09	BNY CONVERGEX 07/23 SALE 29 SHS @ 30.5201 MISC .02 IRON MTN INC PA		085 830	9333 40539-00002 07-28-09	885.06	712.43- 29.000-	

BANK 21
REGION 10
OFFICE 660

- TRANSACTION-
DESCRIPTION

DATE

01/01/09 THROUGH 12/31/09
ACCOUNT 0564345 ROCKWELL FOUNDATION

MCVA

DATE 04/13/10
TIME 13:01
PAGE 0011

DATE	DESCRIPTION	-TRANSACTION- DESCRIPTION	-CODES- TRAN TAX INDV	HISTORY	INCOME	PRINCIPAL	INVEST/UNITS
07-29-09	BNY CONVERGEX 07/24 SALE 45 SHS @ 19.3215 MISC .02 INVENCO LTD ISIN BMG491BT1088 SEDOL B28XP76		085 830 9333	40540-00001 07-29-09	869.45	923.47- 45.000-	
07-29-09	BNY CONVERGEX 07/24 SALE 42 SHS @ 16.5022 MISC .02 STEEL DYNAMICS INC		085 830 9333	40540-00004 07-29-09	693.07	470.15- 42.000-	
07-30-09	BNY CONVERGEX 07/27 SALE 27 SHS @ 66.6636 MISC .05 PARTNERRE LTD		085 830 9333	40541-00001 07-30-09	1,799.87	1,733.27- 27.000-	
07-30-09	BNY CONVERGEX 07/27 SALE 45 SHS @ 39.7368 MISC .05 PG&E CORP		085 830 9333	40541-00003 07-30-09	1,788.11	1,731.35- 45.000-	
07-31-09	BNY CONVERGEX 07/28 SALE 84 SHS @ 16.607 MISC .04 BLOCK H & R INC		085 830 9333	40542-00001 07-31-09	1,394.95	1,826.69- 84.000-	
08-04-09	BNY CONVERGEX 07/30 SALE 16 SHS @ 69.0326 MISC .03 BECTON DICKINSON & CO		085 830 9333	40546-00001 08-04-09	1,104.49	948.61- 16.000-	
08-07-09	BNY CONVERGEX 08/04 SALE 115 SHS @ 12.3473 MISC .04 DISCOVER FINANCIAL W/I		085 830 9333	40549-00001 08-07-09	1,419.90	1,215.92- 115.000-	
08-10-09	BNY CONVERGEX 08/05 SALE 7 SHS @ 145.1495 MISC .03 AUTOZONE INC		085 830 9333	40552-00001 08-10-09	1,016.02	910.57- 7.000-	
08-11-09	BNY CONVERGEX 08/06 SALE 73 SHS @ 26.3708 MISC .05 INTREPID POTASH INC		085 830 9333	40553-00002 08-11-09	1,925.02	2,028.14- 73.000-	

BANK 21
REGION 10
OFFICE 660

- T R A N S A C T I O N A N A L Y S I S / S U M M A R Y -
01/01/09 THROUGH 12/31/09
ACCOUNT 0564345 ROCKWELL FOUNDATION MCVA

DATE 04/13/10
TIME 13:01
PAGE 0012

DATE	TRANSACTION- DESCRIPTION	-CODES- TRAN TAX INDV	HISTORY	- C A S H - INCOME	PRINCIPAL	INVEST/UNITS
08-12-09	BNY CONVERGEX 08/07 SALE 70 SHS @ 21.7485 MISC .04 CA INC	085 830 9333	40554-00001 08-12-09	1,522.36	1,522.36	1,235.58- 70.000-
08-12-09	BNY CONVERGEX 08/07 SALE 32 SHS @ 37.1296 MISC .03 LANDSTAR SYS INC	085 830 9333	40554-00002 08-12-09	1,188.12	1,188.12	1,245.91- 32.000-
08-12-09	BNY CONVERGEX 08/07 SALE 78 SHS @ 17.5656 MISC .04 STEEL DYNAMICS INC	085 830 9333	40554-00004 08-12-09	1,370.08	1,370.08	873.13- 78.000-
08-18-09	BNY CONVERGEX 08/13 SALE 22 SHS @ 31.0525 MISC .02 AMERICAN ELECTRIC POWER INC	085 830 9333	40560-00002 08-18-09	683.14	683.14	784.00- 22.000-
08-18-09	BNY CONVERGEX 08/13 SALE 18 SHS @ 60.9099 MISC .03 NORTHERN TRUST CORP	085 830 9333	40560-00004 08-18-09	1,096.35	1,096.35	876.49- 18.000-
08-20-09	BNY CONVERGEX 08/17 SALE 20 SHS @ 44.8704 MISC .02 AFFILIATED COMPUTER SVCS CL A	085 830 9333	40562-00001 08-20-09	897.38	897.38	881.20- 20.000-
08-21-09	BNY CONVERGEX 08/18 SALE 52 SHS @ 24.0037 MISC .03 PRIDE INTERNATIONAL INC	085 830 9333	40563-00003 08-21-09	1,248.16	1,248.16	1,225.53- 52.000-
08-25-09	BNY CONVERGEX 08/20 SALE 82 SHS @ 20.2246 MISC .04 NASDAQ OMX GROUP INC	085 830 9333	40567-00001 08-25-09	1,658.37	1,658.37	2,003.73- 82.000-
09-09-09	BNY CONVERGEX 09/03 SALE 48 SHS @ 25.49 MISC .03 SMITH INTERNATIONAL INC	085 830 9333	40582-00003 09-09-09	1,223.49	1,223.49	3,244.70- 48.000-

BANK 21
REGION 10
OFFICE 660

- T R A N S A C T I O N A N A L Y S I S / S U M M A R Y -
01/01/09 THROUGH 12/31/09
ACCOUNT 0564345 ROCKWELL FOUNDATION MCVA

DATE 04/13/10
TIME 13:01
PAGE 0013

DATE	-TRANSACTION- DESCRIPTION	-CODES- TRAN TAX INDV	HISTORY	- C A S H - INCOME	PRINCIPAL	INVEST/UNITS
09-14-09	BNY CONVERGEX 09/09 SALE 23 SHS @ 78.9476 MISC .05 ENERGY CORP NEW	085 830 9333	40587-00001 09-14-09	1,815.75	1,815.75	1,877.55- 23.000-
09-14-09	BNY CONVERGEX 09/09 SALE 34 SHS @ 40.9026 MISC .04 HEALTH CARE REIT INC REIT	085 830 9333	40587-00003 09-14-09	1,390.65	1,390.65	1,086.23- 34.000-
09-14-09	BNY CONVERGEX 09/09 SALE 20 SHS @ 41.696 MISC .02 TORCHMARK CORP	085 830 9333	40587-00005 09-14-09	833.90	833.90	1,234.67- 20.000-
09-15-09	BNY CONVERGEX 09/10 SALE 34 SHS @ 35.6709 MISC .03 HEWITT ASSOCIATES INC CL A	085 830 9333	40588-00001 09-15-09	1,212.78	1,212.78	1,043.94- 34.000-
09-16-09	BNY CONVERGEX 09/11 SALE 13 SHS @ 76.3223 MISC .03 ALLIANT TECHSYSTEMS INC	085 830 9333	40589-00002 09-16-09	992.16	992.16	936.22- 13.000-
09-17-09	BNY CONVERGEX 09/14 SALE 78 SHS @ 11.8361 MISC .02 ACTIVISION BLIZZARD INC	085 830 9333	40590-00001 09-17-09	923.19	923.19	729.40- 78.000-
09-18-09	BNY CONVERGEX 09/15 SALE 67 SHS @ 21.8576 MISC .04 WEATHERFORD INTL LTD SEDOL B5KL6S7 ISIN CH0038838394	085 830 9333	40591-00001 09-18-09	1,464.42	1,464.42	639.85- 67.000-
09-18-09	BNY CONVERGEX 09/15 SALE 87 SHS @ 11.61 MISC .03 ACTIVISION BLIZZARD INC	085 830 9333	40591-00002 09-18-09	1,010.04	1,010.04	813.56- 87.000-
09-18-09	BNY CONVERGEX 09/15 SALE 33 SHS @ 62.0195 MISC .05 WALTER ENERGY INC	085 830 9333	40591-00005 09-18-09	2,046.59	2,046.59	1,232.32- 33.000-

BANK 21
REGION 10
OFFICE 660

- T R A N S A C T I O N A N A L Y S I S / S U M M A R Y -
01/01/09 THROUGH 12/31/09
ACCOUNT 0564345 ROCKWELL FOUNDATION

DATE 04/13/10
TIME 13:01
PAGE 0014

DATE	-TRANSACTION- DESCRIPTION	-CODES- TRAN TAX INDV	HISTORY	INCOME	PRINCIPAL	INVEST/UNITS
09-22-09	BNY CONVERGEX 09/17 SALE 32 SHS @ 42.1502 MISC .03 EQT CORPORATION	085 830 9333	40595-00001 09-22-09	1,348.77	1,348.77	1,739.72- 32.000-
09-23-09	BNY CONVERGEX 09/18 SALE 258 SHS @ 6.0733 MISC .04 REGIONS FINANCIAL CORP	085 830 9333	40596-00001 09-23-09	1,566.87	1,566.87	1,042.29- 258.000-
09-25-09	CASH IN LIEU OF .168 FRACTIONAL SHARES/PAR AT 68.6800 PER SHARE/BOND SIMON PROPERTY GROUP INC	085 833 9999	40598-00001 09-25-09	11.54	11.54	8.73- .168-
09-29-09	BNY CONVERGEX 09/24 SALE 19 SHS @ 38.3351 MISC .02 LAZARD LTD CL A SEDOL B081VQ7 ISIN BMG540501027	085 830 9333	40602-00001 09-29-09	728.35	728.35	862.36- 19.00
09-29-09	BNY CONVERGEX 09/24 SALE 78 SHS @ 17.7485 MISC .04 BLOCK H & R INC	085 830 9333	40602-00003 09-29-09	1,384.35	1,384.35	1,696.22- 78.000-
09-29-09	BNY CONVERGEX 09/24 SALE 18 SHS @ 53.9899 MISC .02 VULCAN MATERIALS CO	085 830 9333	40602-00004 09-29-09	971.79	971.79	817.82- 18.000-
10-05-09	BNY CONVERGEX 09/30 SALE 80 SHS @ 21.4206 MISC .04 UNUM GROUP	085 830 9333	40608-00002 10-05-09	1,713.60	1,713.60	1,747.79- 80.000-
10-06-09	BNY CONVERGEX 10/01 SALE 20 SHS @ 49.897 MISC .03 SEMPRA ENERGY	085 830 9333	40609-00005 10-06-09	997.91	997.91	991.83- 20.00
10-07-09	BNY CONVERGEX 10/02 SALE 59 SHS @ 19.817 MISC .03 SAFEWAY INC NEW	085 830 9333	40610-00004 10-07-09	1,169.17	1,169.17	1,209.32- 59.000-

BANK 21
REGION 10
OFFICE 660

- T R A N S A C T I O N A N A L Y S I S / S U M M A R Y -
01/01/09 THROUGH 12/31/09
ACCOUNT 0564345 ROCKWELL FOUNDATION MCVA

DATE 04/13/10
TIME 13:01
PAGE 0015

DATE	-TRANSACTION- DESCRIPTION	-CODES- TRAN TAX INDV	HISTORY	- C A S H - INCOME	PRINCIPAL	INVEST/UNITS
10-09-09	BNY CONVERGEX 10/06 SALE 20 SHS @ 48.2389 MISC .02 AIRGAS INC	085 830 9333	40612-00001 10-09-09		964.75	722.54- 20.000-
10-09-09	BNY CONVERGEX 10/06 SALE 29 SHS @ 57.6018 MISC .04 KOHLS CORP	085 830 9333	40612-00003 10-09-09		1,670.41	1,350.55- 29.000-
10-09-09	BNY CONVERGEX 10/06 SALE 155 SHS @ 7.3723 MISC .03 XEROX CORP	085 830 9333	40612-00006 10-09-09		1,142.68	1,454.19- 155.000-
10-13-09	BNY CONVERGEX 10/07 SALE 6 SHS @ 63.9553 MISC .01 ENERGIZER HLDGS INC	085 830 9333	40616-00002 10-13-09		383.72	537.6 6.000
10-14-09	BNY CONVERGEX 10/08 SALE 25 SHS @ 78.9746 MISC .05 ENERGY CORP NEW	085 830 9333	40617-00001 10-14-09		1,974.31	2,040.82- 25.000-
10-14-09	BNY CONVERGEX 10/08 SALE 92 SHS @ 11.3725 MISC .03 NEW YORK COMMUNITY BANCORP	085 830 9333	40617-00003 10-14-09		1,046.24	1,096.90- 92.000-
10-15-09	BNY CONVERGEX 10/09 SALE 72 SHS @ 30.70 MISC .06 AMERICAN ELECTRIC POWER INC	085 830 9333	40618-00002 10-15-09		2,210.34	2,565.93- 72.000-
10-15-09	BNY CONVERGEX 10/09 SALE 100 SHS @ 21.3198 MISC .05 CONAGRA FOODS INC	085 830 9333	40618-00003 10-15-09		2,131.93	2,447.82- 100.000
10-15-09	BNY CONVERGEX 10/12 SALE 19 SHS @ 53.6048 MISC .03 RANGE RES CORP	085 830 9333	40618-00008 10-15-09		1,018.47	664.13- 19.000-

DATE	-TRANSACTION- DESCRIPTION	-CODES- TRAN TAX INDV	HISTORY	- C A S H - INCOME	PRINCIPAL	INVEST/UNITS
10-16-09	BNY CONVERGEX 10/13 SALE 18 SHS @ 35.217 MISC .02 LENNOX INTERNATIONAL INC	085 830	9333 40619-00001 10-16-09	633.89		608.99- 18.000-
10-21-09	BNY CONVERGEX 10/16 SALE 47 SHS @ 27.6907 MISC .03 REPUBLIC SVCS INC	085 830	9333 40624-00002 10-21-09	1,301.43		1,213.24- 47.000-
10-21-09	BNY CONVERGEX 10/16 SALE 24 SHS @ 67.8805 MISC .04 SIMON PROPERTY GROUP INC	085 830	9333 40624-00003 10-21-09	1,629.09		1,246.79- 24.000-
10-22-09	BNY CONVERGEX 10/19 SALE 36 SHS @ 39.1206 MISC .04 CLIFFS NATURAL RESOURCES INC	085 830	9333 40625-00001 10-22-09	1,408.31		1,018.00- 36.000-
10-22-09	BNY CONVERGEX 10/19 SALE 34 SHS @ 46.3242 MISC .04 ROSS STORES INC	085 830	9333 40625-00003 10-22-09	1,574.98		980.29- 34.000-
10-30-09	BNY CONVERGEX 10/27 SALE 23 SHS @ 70.8448 MISC .04 NOBLE ENERGY INC	085 830	9333 40633-00003 10-30-09	1,629.39		1,235.98- 23.000-
11-03-09	BNY CONVERGEX 10/29 SALE 90 SHS @ 25.7258 MISC .06 LINCOLN NATIONAL CORP	085 830	9333 40637-00002 11-03-09	2,315.26		2,818.61- 90.000-
11-05-09	BNY CONVERGEX 11/02 SALE 49 SHS @ 24.3479 MISC .03 IRON MTN INC PA	085 830	9333 40639-00003 11-05-09	1,193.02		1,203.75- 49.000-
11-05-09	BNY CONVERGEX 11/02 SALE 34 SHS @ 65.4443 MISC .06 NOBLE ENERGY INC	085 830	9333 40639-00004 11-05-09	2,225.00		1,827.10- 34.000-
11-16-09	BNY CONVERGEX 11/10 SALE 52 SHS @ 29.4648 MISC .04 CELANESE CORP-SERIES A	085 830	9333 40650-00002 11-16-09	1,532.13		934.12- 52.000-

ACCOUNT 0564345 ROCKWELL FOUNDATION
 MCVA
 - C A S H -

DATE	-TRANSACTION- DESCRIPTION	-CODES- TRAN TAX INDV	HISTORY	INCOME	PRINCIPAL	INVEST/UNITS
11-16-09	BNY CONVERGEX 11/10 SALE 31 SHS @ 30.725 MISC .02 VIACOM INC CLASS B W I	085 830	9333 40650-00005 11-16-09	952.45		625.72- 31.000-
11-18-09	BNY CONVERGEX 11/13 SALE 22 SHS @ 42.0859 MISC .02 AMPHENOL CORP NEW CL A	085 830	9333 40652-00001 11-18-09	925.87		683.91- 22.000-
11-19-09	BNY CONVERGEX 11/16 SALE 19 SHS @ 28.0518 MISC .01 WILLIS GROUP HOLDINGS LTD	085 830	9333 40653-00001 11-19-09	532.97		652.50- 19.000-
11-27-09	BNY CONVERGEX 11/23 SALE 41 SHS @ 24.49 MISC .03 WR BERKLEY CORP	085 830	9333 40661-00001 11-27-09	1,004.06		1,035.00- 41.000-
11-27-09	BNY CONVERGEX 11/23 SALE 92 SHS @ 11.1104 MISC .03 SLM CORP	085 830	9333 40661-00004 11-27-09	1,022.13		1,046.47- 92.000-
12-07-09	BNY CONVERGEX 12/02 SALE 14 SHS @ 30.0902 MISC .01 VIACOM INC CLASS B W I	085 830	9333 40671-00002 12-07-09	421.25		282.58- 14.000-
12-09-09	BNY CONVERGEX 12/04 SALE 29 SHS @ 47.1998 MISC .04 AIRGAS INC	085 830	9333 40673-00001 12-09-09	1,368.76		1,047.69- 29.000-
12-11-09	BNY CONVERGEX 12/08 SALE 43 SHS @ 19.7147 MISC .02 COCA COLA ENTERPRISES INC	085 830	9333 40675-00001 12-11-09	847.71		958.25- 43.000-
12-11-09	BNY CONVERGEX 12/08 SALE 31 SHS @ 39.3119 MISC .03 FORTUNE BRANDS INC	085 830	9333 40675-00002 12-11-09	1,218.64		2,281.18- 31.000-

BANK 21
REGION 10
OFFICE 660

- TRANSACTION-
DESCRIPTION

DATE 04/13/10
TIME 13:01
PAGE 0018

- T R A N S A C T I O N A N A L Y S I S / S U M M A R Y -
ACCOUNT 0564345 ROCKWELL FOUNDATION MCVA

DATE	DESCRIPTION	-TRANSACTION- DESCRIPTION	-CODES- TRAN TAX INDV	HISTORY	INCOME	PRINCIPAL	INVEST/UNITS
12-15-09	BNY CONVERGEX 12/10 SALE 57 SHS @ 27.5476 MISC .04 LAMAR ADVERTISING CO CL A		085 830	9333 40679-00004 12-15-09		1,570.17	1,474.95- 57,000-
12-18-09	BNY CONVERGEX 12/15 SALE 23 SHS @ 47.1972 MISC .03 RANGE RES CORP		085 830	9333 40682-00002 12-18-09		1,085.51	803.94- 23,000-
12-21-09	BNY CONVERGEX 12/16 SALE 45 SHS @ 26.3262 MISC .03 COMMScope INC		085 830	9333 40685-00001 12-21-09		1,184.65	1,528.16- 45,000-
12-24-09	BNY CONVERGEX 12/21 SALE 36 SHS @ 40.5287 MISC .04 HELMERICH & PAYNE INC		085 830	9333 40688-00002 12-24-09		1,459.00	1,387.36- 36,000-
12-28-09	BNY CONVERGEX 12/22 SALE 51 SHS @ 26.4463 MISC .03 WILLIS GROUP HOLDINGS LTD		085 830	9333 40692-00001 12-28-09		1,348.73	1,751.43- 51,000-
12-29-09	BNY CONVERGEX 12/23 SALE 39 SHS @ 35.0699 MISC .04 REGENCY CENTERS CORP		085 830	9333 40693-00002 12-29-09		1,367.69	1,381.72- 39,000-
12-30-09	CASH IN LIEU OF .833 FRACTIONAL SHARES/PAR AT 11.5000 PER SHARE/BOND HOST HOTELS & RESORTS INC REIT		085 833	9999 40694-00001 12-30-09		9.58	8.60- .833-
12-31-09	BNY CONVERGEX 12/28 SALE 49 SHS @ 29.5564 MISC .04 VIACOM INC CLASS B W1		085 830	9333 40695-00006 12-31-09		1,448.23	989.03- 49,000-

BANK 21
REGION 10
OFFICE 671

- TRANSACTION ANALYSIS / SUMMARY -
01/01/09 THROUGH 12/31/09
ACCOUNT 0564345 ROCKWELL FOUNDATION

DATE 04/13/10
TIME 14:11
PAGE 0007

DATE	- TRANSACTION- DESCRIPTION	-CODES- TRAN TAX INDV	HISTORY	- C A S H - INCOME	PRINCIPAL	INVEST/UNITS
------	-------------------------------	--------------------------	---------	-----------------------	-----------	--------------

TOTALS FOR TAX CODE 830 SALES

27,159.27

39,858.22-P

- T R A N S A C T I O N A N A L Y S I S / S U M M A R Y -
 01/01/09 THROUGH 12/31/09
 ACCOUNT 0564345 ROCKWELL FOUNDATION
 SCGR

DATE	-TRANSACTION- DESCRIPTION	-CODES- TRAN TAX INDV	HISTORY	INCOME	PRINCIPAL	INVEST/UNITS
01-20-09	BNY CONVERGEX 01/14 SALE 90 SHS @ 7.9734 CRYOLIFE INC	085 830	9333 40350-00001 01-20-09		717.60	1,108.11- 90.000-
01-22-09	BNY CONVERGEX 01/16 SALE 240 SHS @ 1.3964 AGFEED INDS INC	085 830	9333 40352-00001 01-22-09		335.13	2,186.13- 240.000-
01-22-09	BNY CONVERGEX 01/16 SALE 174 SHS @ 4.6856 AMERICAN ORIENTAL BIOENGINEE	085 830	9333 40352-00002 01-22-09		815.29	1,669.71- 174.000-
01-22-09	BNY CONVERGEX 01/16 SALE 70 SHS @ 7.1625 CYNOSURE INC CLASS A	085 830	9333 40352-00006 01-22-09		501.37	2,121.14- 70.000-
01-22-09	BNY CONVERGEX 01/16 SALE 14 SHS @ 113.3563 MISC .01 ITT EDUCATIONAL SERVICES INC	085 830	9333 40352-00008 01-22-09		1,586.98	724.00- 14.000-
02-10-09	BNY CONVERGEX 02/05 SALE 26 SHS @ 16.45 DAWSON GEOPHYSICAL CO	085 830	9333 40371-00001 02-10-09		427.70	1,994.00- 26.000-
02-10-09	BNY CONVERGEX 02/05 SALE 79 SHS @ 15.89 MISC .01 INTERWOVEN INC	085 830	9333 40371-00002 02-10-09		1,255.30	1,051.47- 79.000-
02-12-09	BNY CONVERGEX 02/09 SALE 20 SHS @ 75.76 MISC .01 PRICELINE.COM INC	085 830	9333 40373-00002 02-12-09		1,515.19	1,049.41- 20.000-
02-23-09	BNY CONVERGEX 02/18 SALE 60 SHS @ 10.5767 CENTRAL EUROPEAN DISTR CORP	085 830	9333 40384-00001 02-23-09		634.60	2,416.21- 60.000-
02-24-09	BNY CONVERGEX 02/19 SALE 41 SHS @ 6.8058 CHART INDUSTRIES INC	085 830	9333 40385-00002 02-24-09		279.04	1,807.53- 41.000-
02-24-09	BNY CONVERGEX 02/19 SALE 35 SHS @ 16.90 OIL STATES INTERNATIONAL INC	085 830	9333 40385-00003 02-24-09		591.50	1,789.77- 35.000-

DATE	DESCRIPTION	-TRANSACTION-	-CODES-	HISTORY	INCOME	PRINCIPAL	INVEST/UNITS
			TRAN TAX INDY				
02-27-09	BNY CONVERGEX 02/24 SALE 19 SHS @ 44.8834 VALMONT INDUSTRIES INC		085 830 9333	40388-00001 02-27-09		852.78	1,070.97- 19,000-
03-09-09	BNY CONVERGEX 03/04 SALE 41 SHS @ 22.6336 MISC .01 GYMBOREE CORP		085 830 9333	40398-00004 03-09-09		927.97	989.90- 41,000-
03-09-09	BNY CONVERGEX 03/04 SALE 26 SHS @ 28.8954 LINCOLN ELEC HLDGS INC		085 830 9333	40398-00006 03-09-09		751.28	1,018.08- 26,000-
03-09-09	BNY CONVERGEX 03/04 SALE 11 SHS @ 43.8773 PANERA BREAD COMPANY CL A		085 830 9333	40398-00007 03-09-09		482.65	530.88- 11,000-
03-09-09	BNY CONVERGEX 03/04 SALE 5 SHS @ 36.37 QUALITY SYSTEMS INC		085 830 9333	40398-00008 03-09-09		181.85	209.83- 5,000-
03-09-09	BNY CONVERGEX 03/04 SALE 8 SHS @ 25.782 TERRA INDUSTRIES INC		085 830 9333	40398-00010 03-09-09		206.25	98.23- 8,000-
03-09-09	BNY CONVERGEX 03/04 SALE 88 SHS @ 8.8495 TRUE RELIGION APPAREL INC		085 830 9333	40398-00011 03-09-09		778.75	929.37- 88,000-
03-13-09	BNY CONVERGEX 03/10 SALE 3 SHS @ 24.1336 AMERICIGROUP CORPORATION		085 830 9333	40402-00001 03-13-09		72.40	73.33- 3,000-
03-13-09	BNY CONVERGEX 03/10 SALE 2 SHS @ 47.6554 PANERA BREAD COMPANY CL A		085 830 9333	40402-00002 03-13-09		95.31	96.52- 2,000-
03-13-09	BNY CONVERGEX 03/10 SALE 8 SHS @ 26.6724 SYBASE INC.		085 830 9333	40402-00003 03-13-09		213.38	195.02- 8,000-
03-13-09	BNY CONVERGEX 03/10 SALE 4 SHS @ 46.6327 WATSON WYATT WORLDWIDE INC CLASS A		085 830 9333	40402-00004 03-13-09		186.53	119.92- 4,000-

DATE	-TRANSACTION- DESCRIPTION	-CODES- TRAN TAX INDV	HISTORY	INCOME	PRINCIPAL	INVEST/UNITS
03-27-09	BNY CONVERGEX 03/24 SALE 96 SHS @ 11.4544 MISC .01 MICROSEMI CORP	085 830 9333	40416-00002 03-27-09	1,099.62		1,186.94- 96.000-
03-30-09	BNY CONVERGEX 03/25 SALE 6 SHS @ 26.6529 AMERICIGROUP CORPORATION	085 830 9333	40419-00001 03-30-09	159.92		146.65- 6.000-
03-30-09	BNY CONVERGEX 03/25 SALE 4 SHS @ 15.9732 PETMED EXPRESS INC	085 830 9333	40419-00003 03-30-09	63.89		56.28- 4.000-
04-02-09	BNY CONVERGEX 03/30 SALE 40 SHS @ 14.9302 HERBALIFE LTD	085 830 9333	40422-00001 04-02-09	597.20		1,229.70- 40.000-
04-02-09	BNY CONVERGEX 03/30 SALE 9 SHS @ 27.32 TERRA INDUSTRIES INC	085 830 9333	40422-00004 04-02-09	245.88		110.51- 9.000-
04-02-09	BNY CONVERGEX 03/30 SALE 4 SHS @ 37.718 TRIUMPH GROUP INC NEW	085 830 9333	40422-00005 04-02-09	150.87		304.28- 4.000-
04-06-09	BNY CONVERGEX 04/01 SALE 7 SHS @ 26.4095 AEROPOSTALE INC	085 830 9333	40426-00002 04-06-09	184.87		159.83- 7.000-
04-06-09	BNY CONVERGEX 04/01 SALE 1 SHS @ 55.8608 PANERA BREAD COMPANY CL A	085 830 9333	40426-00005 04-06-09	55.86		48.26- 1.000-
04-08-09	BNY CONVERGEX 04/03 SALE 47 SHS @ 22.0315 MISC .01 BIG LOTS INC	085 830 9333	40428-00001 04-08-09	1,035.47		1,105.59- 47.000-
04-08-09	BNY CONVERGEX 04/03 SALE 17 SHS @ 16.4109 NET 1 UEPS TECHNOLOGIES INC	085 830 9333	40428-00003 04-08-09	278.98		195.26- 17.000-
04-08-09	BNY CONVERGEX 04/03 SALE 4 SHS @ 47.0872 QUALITY SYSTEMS INC	085 830 9333	40428-00004 04-08-09	188.35		167.86- 4.000-

BANK 21
REGION 10
OFFICE 671

- T R A N S A C T I O N A N A L Y S I S / S U M M A R Y -
01/01/09 THROUGH 12/31/09
ACCOUNT 0564345 ROCKWELL FOUNDATION SCGR

DATE 04/13/10
TIME 14:11
PAGE 0004

- TRANSACTION -		- C A S H -		INVEST/UNITS	
DATE	DESCRIPTION	INCOME	PRINCIPAL		
04-14-09	BNY CONVERGEX 04/08 SALE 13 SHS @ 59.2051 MISC .02 DECKERS OUTDOOR CORP	085 830	769.65		517.26- 13.000-
04-14-09	BNY CONVERGEX 04/08 SALE 21 SHS @ 55.2248 MISC .03 PANERA BREAD COMPANY CL A	085 830	1,159.69		1,013.49- 21.000-
04-14-09	BNY CONVERGEX 04/08 SALE 2 SHS @ 45.5126 QUALITY SYSTEMS INC	085 830	91.02		83.93- 2.000-
04-14-09	BNY CONVERGEX 04/08 SALE 84 SHS @ 14.226 MISC .03 SUPERIOR ENERGY	085 830	1,194.95		2,159.84.0
04-14-09	BNY CONVERGEX 04/08 SALE 9 SHS @ 16.7144 SYKES ENTERPRISES INC	085 830	150.43		172.71- 9.000-
04-24-09	BNY CONVERGEX 04/21 SALE 5 SHS @ 31.9714 COPA HOLDINGS SA CLASS A SEDOL BOTNJH9 ISIN PAP310761054	085 830	159.85		131.71- 5.000-
04-24-09	BNY CONVERGEX 04/21 SALE 3 SHS @ 30.6372 AEROPOSTALE INC	085 830	91.91		68.50- 3.000-
04-24-09	BNY CONVERGEX 04/21 SALE 3 SHS @ 39.3167 MIDDLEBY CORP	085 830	117.95		182.06- 3.000-
04-24-09	BNY CONVERGEX 04/21 SALE 5 SHS @ 15.8716 PETMED EXPRESS INC	085 830	79.36		70.00- 5.000-
04-24-09	BNY CONVERGEX 04/21 SALE 3 SHS @ 50.5915 QUALITY SYSTEMS INC	085 830	151.77		125.90- 3.000-

- T R A N S A C T I O N A N A L Y S I S / S U M M A R Y -
 ACCOUNT 0564345 ROCKWELL FOUNDATION SCGR
 - C A S H -
 INCOME PRINCIPAL INVEST/UNITS

DATE	DESCRIPTION	-CODES- TRAN TAX INDV	HISTORY	INCOME	PRINCIPAL	INVEST/UNITS
04-24-09	BNY CONVERGEX 04/21 SALE 27 SHS @ 49.9745 MISC .03 QUALITY SYSTEMS INC	085 830 9333	40444-00008 04-24-09	1,349.28	1,349.28	1,133.05- 27.000-
04-24-09	BNY CONVERGEX 04/21 SALE 3 SHS @ 46.2636 SOHU.COM INC	085 830 9333	40444-00010 04-24-09	138.79	138.79	211.11- 3.000-
04-24-09	BNY CONVERGEX 04/21 SALE 4 SHS @ 31.4718 SYBASE INC.	085 830 9333	40444-00011 04-24-09	125.88	125.88	97.51- 4.000-
04-24-09	BNY CONVERGEX 04/21 SALE 54 SHS @ 14.5516 MISC .02 TEAM INC	085 830 9333	40444-00012 04-24-09	785.77	785.77	1,850.73- 54.000-
04-24-09	BNY CONVERGEX 04/21 SALE 4 SHS @ 51.2354 MISC .01 WATSON WYATT WORLDWIDE INC CLASS A	085 830 9333	40444-00013 04-24-09	204.94	204.94	119.92- 4.000-
05-13-09	BNY CONVERGEX 05/08 SALE 28 SHS @ 10.9032 MISC .01 GRAFTECH INTERNATIONAL LTD	085 830 9333	40463-00002 05-13-09	305.28	305.28	367.56- 28.000-
05-20-09	BNY CONVERGEX 05/15 SALE 1 SHS @ 45.119 MIDDLEBY CORP	085 830 9333	40470-00002 05-20-09	45.12	45.12	60.69- 1.000-
05-26-09	BNY CONVERGEX 05/20 SALE 3 SHS @ 25.0026 BIO REFERENCE LABS INC	085 830 9333	40476-00001 05-26-09	75.01	75.01	69.85- 3.000-
05-26-09	BNY CONVERGEX 05/20 SALE 5 SHS @ 23.029 PERINI CORP	085 830 9333	40476-00003 05-26-09	115.14	115.14	198. 5.0
05-26-09	BNY CONVERGEX 05/20 SALE 217 SHS @ 4.2667 MISC .02 QUESTCOR PHARMACEUTICALS INC	085 830 9333	40476-00004 05-26-09	925.85	925.85	1,372.81- 217.000-

BANK 21
REGION 10
OFFICE 671

- T R A N S A C T I O N A N A L Y S I S / S U M M A R Y -
01/01/09 THROUGH 12/31/09
ACCOUNT 0564345 ROCKWELL FOUNDATION SCGR

DATE 04/13/10
TIME 14:11
PAGE 0006

-TRANSACTION-
DESCRIPTION

06-15-09 BNY CONVERGEX
06/10 SALE 144 SHS @ 11.4716
MISC .04
GRAFTECH INTERNATIONAL LTD

HISTORY

085 830 9333 40496-00002
06-15-09

- C A S H -
INCOME

1,651.87

INVEST/UNITS

1,890.33-
144.000-

BANK 21
REGION 10
OFFICE 672

- T R A N S A C T I O N A N A L Y S I S / S U M M A R Y -
01/01/09 THROUGH 12/31/09
ACCOUNT 0564345 ROCKWELL FOUNDATION SCGR

DATE 04/13/10
TIME 13:03
PAGE 0009

DATE	-TRANSACTION- DESCRIPTION	-CODES- TRAN TAX INDV	HISTORY	INCOME	C A S H - PRINCIPAL	INVEST/UNITS
	TOTALS FOR TAX CODE 830	SALES			75,710.44	72,903.40-P
	TOTALS FOR TAX CODE 833	SALE OF RIGHTS/FRACTIONAL SHARE OF STOCK			250.22	162.24-P

- T R A N S A C T I O N A N A L Y S I S / S U M M A R Y -
 01/01/09 THROUGH 12/31/09
 ACCOUNT 0564345 ROCKWELL FOUNDATION SCGR

DATE	-TRANSACTION- DESCRIPTION	-CODES- TRAN TAX INDV	HISTORY	- C A S H - INCOME	PRINCIPAL	INVEST/UNITS
07-01-09	BNY CONVERGEX 06/26 SALE 55 SHS @ 22.3918 MISC .03 VALIDUS HOLDINGS LTD ISIN BMG9319H1025 SEDOL B23HRW2	085 830 9333	40512-00002 07-01-09	1,231.51	1,043.10- 55.000-	
07-01-09	BNY CONVERGEX 06/26 SALE 43 SHS @ 42.8208 MISC .05 VISTAPRINT LTD SEDOL BOLMV34 ISIN BMG937622048	085 830 9333	40512-00003 07-01-09	1,841.24	1,134.94- 43.000-	
07-01-09	BNY CONVERGEX 06/26 SALE 41 SHS @ 41.1326 MISC .05 COPA HOLDINGS SA CLASS A SEDOL B0TNJH9 ISIN PAP310761054	085 830 9333	40512-00004 07-01-09	1,686.40	1,080.01- 41.000-	
07-01-09	BNY CONVERGEX 06/26 SALE 41 SHS @ 34.3836 MISC .04 AEROPOSTALE INC	085 830 9333	40512-00005 07-01-09	1,409.69	936.17- 41.000-	
07-01-09	BNY CONVERGEX 06/26 SALE 58 SHS @ 26.2962 MISC .04 ALMOST FAMILY INC	085 830 9333	40512-00006 07-01-09	1,525.14	1,833.12- 58.000-	
07-01-09	BNY CONVERGEX 06/26 SALE 25 SHS @ 32.38 MISC .01 AMEDISYS INC	085 830 9333	40512-00007 07-01-09	809.49	741.02- 25.000-	
07-01-09	BNY CONVERGEX 06/26 SALE 38 SHS @ 38.119 MISC .04 AMERICAN PUBLIC EDUCATION	085 830 9333	40512-00009 07-01-09	1,448.48	1,413.95- 38.000-	
07-01-09	BNY CONVERGEX 06/26 SALE 48 SHS @ 27.8518 MISC .04 AMERICIGROUP CORPORATION	085 830 9333	40512-00010 07-01-09	1,336.85	1,173.24- 48.000-	
07-01-09	BNY CONVERGEX 06/26 SALE 130 SHS @ 11.3848 MISC .04 AMTRUST FINANCIAL SERVICES	085 830 9333	40512-00011 07-01-09	1,479.99	2,081.02- 130.000-	

DATE	DESCRIPTION	-TRANSACTION- DESCRIPTION	-CODES- TRAN TAX INDV	HISTORY	INCOME	PRINCIPAL	INVEST/UNITS
07-01-09	BNY CONVERGEX 06/26 SALE 53 SHS @ 31.2754 MISC .05 BIO REFERENCE LABS INC		085 830 9333	40512-00014 07-01-09		1,657.56	1,233.93- 53.000-
07-01-09	BNY CONVERGEX 06/26 SALE 34 SHS @ 41.2436 MISC .04 CACI INTL INC CL A		085 830 9333	40512-00018 07-01-09		1,402.25	1,200.79- 34.000-
07-01-09	BNY CONVERGEX 06/26 SALE 24 SHS @ 58.18 MISC .04 CAPELLA EDUCATION CO		085 830 9333	40512-00019 07-01-09		1,396.28	1,338.00- 24.000-
07-01-09	BNY CONVERGEX 06/26 SALE 94 SHS @ 10.4518 MISC .03 COGENT INC		085 830 9333	40512-00022 07-01-09		982.45	1,011.00- 94.000-
07-01-09	BNY CONVERGEX 06/26 SALE 38 SHS @ 30.7526 MISC .03 COMTECH TELECOMMUNICATIONS CORP		085 830 9333	40512-00026 07-01-09		1,168.57	1,508.13- 38.000-
07-01-09	BNY CONVERGEX 06/26 SALE 79 SHS @ 15.8226 MISC .03 DYNACORP INTERNATIONAL INC A		085 830 9333	40512-00031 07-01-09		1,249.95	1,332.02- 79.000-
07-01-09	BNY CONVERGEX 06/26 SALE 166 SHS @ 7.4616 MISC .03 EARTHLINK INC		085 830 9333	40512-00033 07-01-09		1,238.59	1,048.72- 166.000-
07-01-09	BNY CONVERGEX 06/26 SALE 37 SHS @ 35.8608 MISC .04 EMERGENY MEDICAL SERVICES A		085 830 9333	40512-00035 07-01-09		1,326.82	1,280.67- 37.000-
07-01-09	BNY CONVERGEX 06/26 SALE 93 SHS @ 10.5536 MISC .03 EZCORP INC CLASS A NON VOTING		085 830 9333	40512-00036 07-01-09		981.46	988.44- 93.000-

BANK 21
 REGION 10
 OFFICE 672

- T R A N S A C T I O N A N A L Y S I S / S U M M A R Y -
 01/01/09 THROUGH 12/31/09
 ACCOUNT 0564345 ROCKWELL FOUNDATION

DATE 04/13/10
 TIME 13:03
 PAGE 0003

DATE	-TRANSACTION- DESCRIPTION	-CODES- TRAN TAX INDV	HISTORY	INCOME	PRINCIPAL	INVEST/UNITS
07-01-09	BNY CONVERGEX 06/26 SALE 5 SHS @ 50.48 FTI CONSULTING INC	085 830	9333 40512-00037 07-01-09		252.40	318.81- 5.000-
07-01-09	BNY CONVERGEX 06/26 SALE 26 SHS @ 49.47 MISC .03 FACTSET RESH SYS INC	085 830	9333 40512-00038 07-01-09		1,286.19	972.38- 26.000-
07-01-09	BNY CONVERGEX 06/26 SALE 10 SHS @ 32.32 MISC .01 GENOPTIX INC	085 830	9333 40512-00042 07-01-09		323.19	312.95- 10.000-
07-01-09	BNY CONVERGEX 06/26 SALE 73 SHS @ 16.0918 MISC .03 GENTIVA HEALTH SERVICES	085 830	9333 40512-00043 07-01-09		1,174.67	1,245.10- 73.000-
07-01-09	BNY CONVERGEX 06/26 SALE 21 SHS @ 55.98 MISC .03 HAEMONETICS CORP	085 830	9333 40512-00045 07-01-09		1,175.55	1,163.49- 21.000-
07-01-09	BNY CONVERGEX 06/26 SALE 11 SHS @ 96.84 MISC .04 ITT EDUCATIONAL SERVICES INC	085 830	9333 40512-00048 07-01-09		1,065.20	569.40- 11.000-
07-01-09	BNY CONVERGEX 06/26 SALE 57 SHS @ 22.1781 MISC .03 LHC GROUP INC	085 830	9333 40512-00052 07-01-09		1,264.11	1,351.82- 57.000-
07-01-09	BNY CONVERGEX 06/26 SALE 73 SHS @ 20.2054 MISC .04 LINCOLN EDUCATIONAL SERVICES	085 830	9333 40512-00055 07-01-09		1,474.95	1,212.90- 73.000-
07-01-09	BNY CONVERGEX 06/26 SALE 35 SHS @ 42.3536 MISC .04 MANTECH INTL CORP CL A	085 830	9333 40512-00058 07-01-09		1,482.33	1,485.00- 35.000-
07-01-09	BNY CONVERGEX 06/26 SALE 61 SHS @ 25.6009 MISC .04 MICROS SYSTEMS INC	085 830	9333 40512-00060 07-01-09		1,561.61	1,024.82- 61.000-

- C A S H -

DATE	-TRANSACTION- DESCRIPTION	-CODES- TRAN TAX INDV	HISTORY	- C A S H - INCOME	PRINCIPAL	INVEST/UNITS
07-01-09	BNY CONVERGEX 06/26 SALE 30 SHS @ 44.7888 MISC .04 MIDDLEBY CORP	085 830	9333 40512-00061 07-01-09	1,343.63	1,343.63	1,820.59- 30.000-
07-01-09	BNY CONVERGEX 06/26 SALE 49 SHS @ 24.509 MISC .03 MONRO MUFFLER BRAKE INC	085 830	9333 40512-00062 07-01-09	1,200.91	1,200.91	1,344.56- 49.000-
07-01-09	BNY CONVERGEX 06/26 SALE 74 SHS @ 13.3754 MISC .03 NET 1 UEPS TECHNOLOGIES INC	085 830	9333 40512-00064 07-01-09	989.76	989.76	849.93- 74.000-
07-01-09	BNY CONVERGEX 06/26 SALE 20 SHS @ 42.20 MISC .02 NETFLIX INC	085 830	9333 40512-00065 07-01-09	843.98	843.98	747.50- 20.000-
07-01-09	BNY CONVERGEX 06/26 SALE 62 SHS @ 18.0936 MISC .03 PSS WORLD MED INC	085 830	9333 40512-00073 07-01-09	1,121.78	1,121.78	995.10- 62.000-
07-01-09	BNY CONVERGEX 06/26 SALE 30 SHS @ 27.6018 MISC .01 PERRIGO CO	085 830	9333 40512-00075 07-01-09	828.03	828.03	1,063.05- 30.000-
07-01-09	BNY CONVERGEX 06/26 SALE 75 SHS @ 14.6618 MISC .04 PETMED EXPRESS INC	085 830	9333 40512-00076 07-01-09	1,099.61	1,099.61	1,055.21- 75.000-
07-01-09	BNY CONVERGEX 06/26 SALE 57 SHS @ 21.0718 MISC .03 PROGRESS SOFTWARE CORP	085 830	9333 40512-00077 07-01-09	1,201.06	1,201.06	939.11- 57.000-
07-01-09	BNY CONVERGEX 06/26 SALE 20 SHS @ 61.82 MISC .03 RALCORP HLDGS INC NEW	085 830	9333 40512-00080 07-01-09	1,236.37	1,236.37	1,330.49- 20.000-
07-01-09	BNY CONVERGEX 06/26 SALE 108 SHS @ 16.7072 MISC .04 SIGMA DESIGNS INC	085 830	9333 40512-00085 07-01-09	1,804.33	1,804.33	1,259.77- 108.000-

DATE	DESCRIPTION	-TRANSACTION- DESCRIPTION	-CODES- TRAN TAX INDV	HISTORY	INCOME	PRINCIPAL	INVEST/UNITS
07-01-09	BNY CONVERGEX 06/26 SALE 27 SHS @ 67.3408 MISC .04 SOHU.COM INC		085 830	9333 40512-00086 07-01-09		1,818.15	1,900.00- 27.000-
07-01-09	BNY CONVERGEX 06/26 SALE 47 SHS @ 31.8726 MISC .04 STANLEY INC		085 830	9333 40512-00088 07-01-09		1,497.97	1,407.76- 47.000-
07-01-09	BNY CONVERGEX 06/26 SALE 47 SHS @ 32.1218 MISC .04 SYBASE INC.		085 830	9333 40512-00089 07-01-09		1,509.69	1,145.71- 47.000-
07-01-09	BNY CONVERGEX 06/26 SALE 80 SHS @ 17.7536 MISC .04 SYKES ENTERPRISES INC		085 830	9333 40512-00090 07-01-09		1,420.25	1,535.2 80.00
07-01-09	BNY CONVERGEX 06/26 SALE 15 SHS @ 26.19 MISC .01 TERRA INDUSTRIES INC		085 830	9333 40512-00092 07-01-09		392.84	184.18- 15.000-
07-01-09	BNY CONVERGEX 06/26 SALE 44 SHS @ 24.4554 MISC .04 TOWER GROUP INC		085 830	9333 40512-00095 07-01-09		1,076.00	1,117.94- 44.000-
07-01-09	BNY CONVERGEX 06/26 SALE 30 SHS @ 41.3808 MISC .03 TRIUMPH GROUP INC NEW		085 830	9333 40512-00096 07-01-09		1,241.39	2,282.07- 30.000-
07-01-09	BNY CONVERGEX 06/26 SALE 56 SHS @ 17.9654 MISC .03 TUTOR PERINI CORP		085 830	9333 40512-00098 07-01-09		1,006.03	2,219.11- 56.000-
07-01-09	BNY CONVERGEX 06/26 SALE 34 SHS @ 40.7818 MISC .04 WATSON WYATT WORLDWIDE INC CLASS A		085 830	9333 40512-00105 07-01-09		1,386.55	1,019.28- 34.000-

- TRANSACTION-
 DESCRIPTION

- T R A N S A C T I O N A N A L Y S I S / S U M M A R Y -
 01/01/09 THROUGH 12/31/09
 ACCOUNT 0564345 ROCKWELL FOUNDATION
 SCGR

DATE	DESCRIPTION	-TRANSACTION- DESCRIPTION	-CODES- TRAN TAX INDV	HISTORY	INCOME	CASH	PRINCIPAL	INVEST/UNITS
07-01-09	BNY CONVERGEX 06/26 SALE 37 SHS @ 38.7618 MISC .04 WORLD FUEL SVCS CORP		085 830	9333 40512-00106 07-01-09			1,434.16	1,168.22- 37,000-
07-08-09	BNY CONVERGEX 07/02 SALE 20 SHS @ 30.4224 MISC .02 WMS INDUSTRIES INC		085 830	9333 40519-00001 07-08-09			608.43	644.00- 20,000-
07-09-09	BNY CONVERGEX 07/06 SALE 20 SHS @ 19.2616 MISC .01 INVESTMENT TECHNOLOGY GROUP INC		085 830	9333 40520-00002 07-09-09			385.22	400.76- 20,000-
07-17-09	BNY CONVERGEX 07/14 SALE 20 SHS @ 19.0642 MISC .01 INVESTMENT TECHNOLOGY GROUP INC		085 830	9333 40528-00001 07-17-09			381.27	400.76- 20,000-
07-22-09	BNY CONVERGEX 07/17 SALE 45 SHS @ 8.4096 MISC .01 RADIANT SYS INC		085 830	9333 40533-00002 07-22-09			378.42	328.63- 45,000-
07-23-09	BNY CONVERGEX 07/20 SALE 25 SHS @ 17.8825 MISC .01 CENTENE CORP		085 830	9333 40534-00002 07-23-09			447.05	509.16- 25,000-
07-24-09	BNY CONVERGEX 07/21 SALE 40 SHS @ 8.6466 MISC .01 NETEZZA CORP		085 830	9333 40535-00003 07-24-09			345.86	319.54- 40,000-
07-28-09	BNY CONVERGEX 07/23 SALE 70 SHS @ 10.0376 MISC .02 HEXCEL CORP		085 830	9333 40539-00001 07-28-09			702.61	661.37- 70,000-
07-28-09	BNY CONVERGEX 07/23 SALE 35 SHS @ 21.6937 MISC .02 ICON PUB LTD CO SPONSORED ADR		085 830	9333 40539-00002 07-28-09			759.26	774.14- 35,000-

BANK 21
 REGION 10
 OFFICE 672

- T R A N S A C T I O N A N A L Y S I S / S U M M A R Y -
 01/01/09 THROUGH 12/31/09
 ACCOUNT 0564345 ROCKWELL FOUNDATION
 SCCR

DATE 04/13/10
 TIME 13:03
 PAGE 0007

DATE	- TRANSACTION - DESCRIPTION	- CODES - TRAN TAX INDV	HISTORY	- C A S H - INCOME	PRINCIPAL	INVEST/UNITS
08-04-09	BNY CONVERGEX 07/30 SALE 40 SHS @ 14.8157 MISC .02 AMERICAN MEDICAL SYS HLDGS	085 830	9333 40546-00001 08-04-09	592.61		631.54- 40.000-
08-07-09	BNY CONVERGEX 08/04 SALE 10 SHS @ 51.3002 MISC .01 FTI CONSULTING INC	085 830	9333 40549-00002 08-07-09	512.99		637.61- 10.000-
08-11-09	BNY CONVERGEX 08/06 SALE 14 SHS @ 43.9598 MISC .02 FTI CONSULTING INC	085 830	9333 40553-00001 08-11-09	615.42		892.65- 14.000-
08-19-09	BNY CONVERGEX 08/14 SALE 20 SHS @ 26.0293 MISC .01 PERRIGO CO	085 830	9333 40561-00003 08-19-09	520.57		708.70- 20.000-
09-09-09	BNY CONVERGEX 09/03 SALE 15 SHS @ 39.1649 MISC .02 BALLY TECHNOLOGIES INC	085 830	9333 40582-00003 09-09-09	587.46		445.47- 15.000-
09-11-09	BNY CONVERGEX 09/08 SALE 20 SHS @ 27.0189 MISC .01 PENN NATL GAMING INC	085 830	9333 40584-00001 09-11-09	540.36		587.00- 20.000-
09-14-09	BNY CONVERGEX 09/09 SALE 25 SHS @ 25.5878 MISC .02 LINCARE HOLDINGS INC	085 830	9333 40587-00001 09-14-09	639.68		535.96- 25.000-
09-18-09	BNY CONVERGEX 09/15 SALE 25 SHS @ 39.2401 MISC .03 AMEDISYS INC	085 830	9333 40591-00001 09-18-09	980.98		792.48- 25.000-
09-23-09	BNY CONVERGEX 09/18 SALE 10 SHS @ 37.8041 MISC .01 BALLY TECHNOLOGIES INC	085 830	9333 40596-00001 09-23-09	378.03		296.98- 10.000-
09-29-09	BNY CONVERGEX 09/24 SALE 75 SHS @ 4.6746 MISC .01 NOVELL INC	085 830	9333 40602-00002 09-29-09	350.59		338.11- 75.000-

DATE	DESCRIPTION	-TRANSACTION- DESCRIPTION	-CODES- TRAN TAX INDV	HISTORY	INCOME	PRINCIPAL	INVEST/UNITS
10-08-09	BNY CONVERGEX 10/05 SALE 20 SHS @ 10.545 MISC .01 NETEZZA CORP		085 830	9333 40611-00001 10-08-09		210.89	159.77- 20.000-
10-13-09	BNY CONVERGEX 10/07 SALE 55 SHS @ 21.42 MISC .03 OMNITURE INC		085 830	9333 40616-00001 10-13-09		1,178.07	706.10- 55.000-
10-27-09	BNY CONVERGEX 10/22 SALE 15 SHS @ 29.4968 MISC .01 AMERICAN DAIRY INC		085 830	9333 40630-00002 10-27-09		442.44	470.05- 15.000-
11-06-09	BNY CONVERGEX 11/03 SALE 30 SHS @ 19.5663 MISC .02 COMPELLENT TECHNOLOGIES INC		085 830	9333 40640-00001 11-06-09		586.97	451.10- 30.000-
11-09-09	BNY CONVERGEX 11/04 SALE 65 SHS @ 21.071 MISC .04 TRUE RELIGION APPAREL INC		085 830	9333 40643-00001 11-09-09		1,369.58	1,356.97- 65.000-
11-10-09	BNY CONVERGEX 11/05 SALE 70 SHS @ 13.2175 MISC .02 EMS TECHNOLOGIES INC		085 830	9333 40644-00001 11-10-09		925.20	1,321.42- 70.000-
12-14-09	BNY CONVERGEX 12/09 SALE 80 SHS @ 9.6941 MISC .02 TERADYNE INCORPORATED		085 830	9333 40678-00001 12-14-09		775.51	552.35- 80.000-
12-22-09	BNY CONVERGEX 12/17 SALE 15 SHS @ 53.9721 MISC .02 NETFLIX INC		085 830	9333 40686-00001 12-22-09		809.56	560.66- 15.000-
12-31-09	CASH IN LIEU OF .750 FRACTIONAL SHARES/PAR AT 333.6300 PER SHARE/BOND STEAK N SHAKE COMPANY		085 833	9999 40695-00003 12-31-09		250.22	162.24- .750-

DATE 04/13/10
TIME 14:04
PAGE 0004

- T R A N S A C T I O N A N A L Y S I S / S U M M A R Y -
01/01/09 THROUGH 12/31/09
ACCOUNT 0564345 ROCKWELL FOUNDATION SCVA

BANK 21
REGION 10
OFFICE 690

- C A S H -
INCOME PRINCIPAL INVEST/UNITS

8,482.36 18,582.32-P

-CODES-
TRAN TAX INDV HISTORY

-TRANSACTION-
DESCRIPTION

TOTALS FOR TAX CODE 830 SALES

BANK 21
REGION 10
OFFICE 690

- TRANSACTION-
DESCRIPTION

DATE

INCOME

PRINCIPAL

INVEST/UNITS

SCVA

DATE 04/13/10
TIME 14:04
PAGE 0001

DATE	DESCRIPTION	-TRANSACTION- DESCRIPTION	-CODES- TRAN TAX INDV	HISTORY	INCOME	PRINCIPAL	INVEST/UNITS
01-16-09	BNY CONVERGEX 01/13 SALE 30 SHS @ 6.9331 CALAMOS ASSET MGMT INC CL A		085 830	9333 40346-00001 01-16-09		207.99	812.99- 30,000-
02-05-09	BNY CONVERGEX 02/02 SALE 55 SHS @ 1.62 HOVNANIAN ENTERPRISES INC CLASS A		085 830	9333 40366-00001 02-05-09		89.10	3,030.84- 55,000-
02-24-09	BNY CONVERGEX 02/19 SALE 45 SHS @ 1.4139 STERLING FINANCIAL CORPORATION		085 830	9333 40385-00002 02-24-09		63.63	1,244.30- 45,000-
03-16-09	BNY CONVERGEX 03/11 SALE 310 SHS @ .2168 SANMINA SCI CORP		085 830	9333 40405-00001 03-16-09		67.21	1,549.41- 310,000-
04-29-09	BNY CONVERGEX 04/24 SALE 135 SHS @ 12.9444 MISC .04 CARMAX INC		085 830	9333 40449-00001 04-29-09		1,747.45	2,056.41- 135,000-
06-25-09	BNY CONVERGEX 06/22 SALE 41 SHS @ 3.3602 PACIFIC CAPITAL BANCORP NEW		085 830	9333 40506-00001 06-25-09		137.76	1,340.28- 41,000-
06-26-09	BNY CONVERGEX 06/23 SALE 14 SHS @ 3.0811 PACIFIC CAPITAL BANCORP NEW		085 830	9333 40507-00001 06-26-09		43.13	457.65- 14,000-
09-29-09	BNY CONVERGEX 09/24 SALE 20 SHS @ 20.51 MISC .01 AAR CORP		085 830	9333 40602-00001 09-29-09		410.19	613.52- 20,000-
09-29-09	BNY CONVERGEX 09/24 SALE 14 SHS @ 43.82 MISC .02 AMEDISYS INC		085 830	9333 40602-00003 09-29-09		613.46	518.16- 14,000-
09-29-09	BNY CONVERGEX 09/24 SALE 8 SHS @ 16.03 CHECKPOINT SYSTEMS INC		085 830	9333 40602-00006 09-29-09		128.24	139.43- 8,000-
09-29-09	BNY CONVERGEX 09/24 SALE 4 SHS @ 34.00 HARSCO CORP		085 830	9333 40602-00009 09-29-09		136.00	110.48- 4,000-

BANK 21
REGION 10
OFFICE 690

- TRANSACTION-
DESCRIPTION

DATE

01/01/09 THROUGH 12/31/09

DATE 04/13/10
TIME 14:04
PAGE 0002

ACCOUNT 0564345 ROCKWELL FOUNDATION

SCVA

- C A S H -

INCOME

PRINCIPAL

INVEST/UNITS

DATE	DESCRIPTION	-TRANSACTION-	-CODES-	HISTORY	INCOME	PRINCIPAL	INVEST/UNITS
09-29-09	BNY CONVERGEX 09/24 SALE 18 SHS @ 11.74 MISC .01 HEXCEL CORP		085 830	9333 40602-00010 09-29-09	211.31	365.79- 18,000-	
09-29-09	BNY CONVERGEX 09/24 SALE 4 SHS @ 31.29 MOOG INC CLASS A		085 830	9333 40602-00011 09-29-09	125.16	128.52- 4,000-	
09-29-09	BNY CONVERGEX 09/24 SALE 4 SHS @ 35.43 ONEOK INC NEW		085 830	9333 40602-00012 09-29-09	141.72	128.72- 4,000-	
09-29-09	BNY CONVERGEX 09/24 SALE 4 SHS @ 30.32 ST MARY LD & EXPL CO		085 830	9333 40602-00015 09-29-09	121.28	152.67 4,000	
09-29-09	BNY CONVERGEX 09/24 SALE 8 SHS @ 35.24 MISC .01 SNAP ON INC		085 830	9333 40602-00016 09-29-09	281.91	273.92- 8,000-	
09-29-09	BNY CONVERGEX 09/24 SALE 6 SHS @ 23.51 TIMKEN CO		085 830	9333 40602-00019 09-29-09	141.06	171.87- 6,000-	
09-29-09	BNY CONVERGEX 09/24 SALE 6 SHS @ 39.92 MISC .01 TORO CO		085 830	9333 40602-00020 09-29-09	239.51	233.28- 6,000-	
09-29-09	BNY CONVERGEX 09/24 SALE 6 SHS @ 41.21 MISC .01 URS CORP NEW		085 830	9333 40602-00022 09-29-09	247.25	244.28- 6,000-	
09-29-09	BNY CONVERGEX 09/24 SALE 6 SHS @ 18.62 UNITED BANKSHARES INC W VIRGINIA		085 830	9333 40602-00023 09-29-09	111.72	194. 6,000-	
09-29-09	BNY CONVERGEX 09/24 SALE 2 SHS @ 18.33 UNITED FIRE & CASUALTY CO		085 830	9333 40602-00024 09-29-09	36.66	59.97- 2,000-	
09-29-09	BNY CONVERGEX 09/24 SALE 4 SHS @ 27.52 VALSPAR CORP		085 830	9333 40602-00025 09-29-09	110.08	98.22- 4,000-	

BANK 21
REGION 10
OFFICE 690

- T R A N S A C T I O N A N A L Y S I S / S U M M A R Y -
01/01/09 THROUGH 12/31/09
ACCOUNT 0564345 ROCKWELL FOUNDATION SCVA

DATE 04/13/10
TIME 14:04
PAGE 0003

DATE	-TRANSACTION- DESCRIPTION	-CODES- TRAN TAX INDV	HISTORY	- C A S H - INCOME	PRINCIPAL	INVEST/UNITS
09-29-09	BNY CONVERGEX 09/24 SALE 2 SHS @ 33.58 WGL HLDGS INC	085 830 9333	40602-00026 09-29-09		67.16	56.87- 2.000-
10-05-09	BNY CONVERGEX 09/30 SALE 110 SHS @ 3.8733 MISC .01 HEADWATERS INC	085 830 9333	40608-00002 10-05-09		426.05	2,076.42- 110.000-
10-08-09	BNY CONVERGEX 10/05 SALE 98 SHS @ 8.9823 MISC .02 EAST WEST BANCORP INC	085 830 9333	40611-00001 10-08-09		880.24	1,264.04- 98.000-
12-15-09	BNY CONVERGEX 12/10 SALE 58 SHS @ 29.261 MISC .04 REPUBLIC SVCS INC	085 830 9333	40679-00001 12-15-09		1,697.09	1,259.45- 58.000-

BRANK 21
REGION 10
OFFICE 880

- TRANSACTION-
DESCRIPTION

DATE

- C A S H -
INCOME

PRINCIPAL

INVEST/UNITS

INVEST/UNITS

INVEST/UNITS

INVEST/UNITS

INVEST/UNITS

INVEST/UNITS

INVEST/UNITS

INVEST/UNITS

INVEST/UNITS

INVEST/UNITS

INVEST/UNITS

INVEST/UNITS

INVEST/UNITS

INVEST/UNITS

INVEST/UNITS

INVEST/UNITS

INVEST/UNITS

ACCOUNT 0564345
ROCKWELL FOUNDATION

APCO

01/01/09 THROUGH 12/31/09

ANALYSIS / SUMMARY -

DATE 04/13/10

TIME 13:04

PAGE 0013

TRANSACTION-
DESCRIPTION

DATE

-CODES-
TRAN TAX INDV

HISTORY

INCOME

PRINCIPAL

INVEST/UNITS

INVEST/UNITS

INVEST/UNITS

INVEST/UNITS

INVEST/UNITS

INVEST/UNITS

INVEST/UNITS

TOTALS FOR TAX CODE 830 SALES

2,026,600.40

2,334,498.93-P

INCOME

PRINCIPAL

CASH -

HISTORY

TRAN TAX INDV

-CODES-

DATE	DESCRIPTION	-CODES-	TRAN TAX INDV	HISTORY	INCOME	PRINCIPAL	INVEST/UNITS
01-22-09	STIFEL NICOLAUS & CO INC 01/16 SALE 462 SHS @ 54.2126 MISC .14 COMM 23.10 GENERAL DYNAMICS CORP	085 830	0793	40352-00002 01-22-09	25,022.98	34,344.23- 462.000-	
01-22-09	BUCKINGHAM RESEARCH GROUP INC 01/16 SALE 512 SHS @ 51.4751 MISC .15 COMM 25.60 WAL-MART STORES INC	085 830	3619	40352-00005 01-22-09	26,329.50	27,421.11- 512.000-	
01-26-09	KEEFE BRUYETTE AND WOODS INC 01/21 SALE 1,390 SHS @ 5.9538 MISC .05 COMM 27.80 BANK OF AMERICA CORP	085 830	0345	40356-00001 01-26-09	8,247.94	53,853.04- 1,390.000-	
01-30-09	SANFORD C. BERNSTEIN AND CO. 01/27 SALE 860 SHS @ 39.726 MISC .19 COMM 43.00 FACTSET RESH SYS INC	085 830	0013	40360-00002 01-30-09	34,121.17	43,337.00- 860.000-	
01-30-09	MORGAN J.P. SECURITIES-CORP 01/27 SALE 1,664 SHS @ 17.8072 MISC .17 COMM 83.20 MICROSOFT CORP	085 830	0060	40360-00005 01-30-09	29,547.81	39,157.51- 1,664.000-	
02-11-09	ABEL NOSER CORP 02/06 SALE 1,118 SHS @ 23.586 MISC .15 COMM 22.36 HASBRO INC	085 830	3621	40372-00004 02-11-09	26,346.64	45,032.48- 1,118.000-	
02-11-09	KEEFE BRUYETTE AND WOODS INC 02/06 SALE 570 SHS @ 54.1425 MISC .17 COMM 22.80 PROCTER & GAMBLE CO	085 830	0345	40372-00005 02-11-09	30,838.25	32,354.69- 570.000-	
02-11-09	MERRILL LYNCH PIERCE FENN & SMITH 02/06 SALE 850 SHS @ 43.464 MISC .21 COMM 34.00 WYETH	085 830	0161	40372-00006 02-11-09	36,910.19	37,133.35- 850.000-	
02-25-09	JONESTRADING INSTITUTIONAL SERVI 02/20 SALE 360 SHS @ 48.1264 MISC .10 COMM 10.80 DEVON ENERGY CORP NEW	085 830	8934	40386-00002 02-25-09	17,314.61	35,945.75- 360.000-	
02-25-09	WEDBUSH MORGAN SECURITIES INC 02/20 SALE 235 SHS @ 31.2858 MISC .04 COMM 9.40 HEWLETT-PACKARD CO	085 830	0103	40386-00003 02-25-09	7,342.72	7,290.27- 235.000-	

DATE	DESCRIPTION	-TRANSACTION-	-CODES-	HISTORY	INCOME	PRINCIPAL	INVEST/UNITS
		DESCRIPTION	TRAN TAX INDV				
02-25-09	UBS SECURITIES LLC 02/20 SALE 511 SHS @ 33.9041 MISC .10 COMM 20.44 NORFOLK SOUTHERN CORP		085 830	0642 40386-00004 02-25-09	17,304.46	37,030.94- 511.000-	
03-03-09	BNY CONVERGEX 02/26 SALE 69 SHS @ 92.8986 MISC .04 COMM 1.73 GOLDMAN SACHS GROUP INC		085 830	0100 40392-00001 03-03-09	6,408.24	6,401.36- 69.000-	
03-03-09	RBC CAP MKTS CORP 02/26 SALE 481 SHS @ 10.9734 MISC .03 COMM 19.24 HUDSON CITY BANCORP INC		085 830	0235 40392-00002 03-03-09	5,258.94	8,706.83- 481.000-	
03-03-09	FOX-PITT KELTON INC. 02/26 SALE 236 SHS @ 23.3621 MISC .03 COMM 9.44 JPMORGAN CHASE & CO		085 830	3023 40392-00003 03-03-09	5,503.98	9,449.2- 236.000-	
03-03-09	STIFEL NICOLAUS & CO INC 02/26 SALE 116 SHS @ 57.621 MISC .04 COMM 4.64 NORTHERN TRUST CORP		085 830	0793 40392-00004 03-03-09	6,679.36	7,735.22- 116.000-	
03-03-09	MERRILL LYNCH PIERC FENN & SMITH 02/26 SALE 169 SHS @ 30.8318 MISC .03 COMM 6.76 SOUTHERN CO		085 830	0161 40392-00006 03-03-09	5,203.78	6,334.72- 169.000-	
03-18-09	FOX-PITT KELTON INC. 03/13 SALE 237 SHS @ 37.4449 MISC .05 COMM 9.48 CHUBB CORP		085 830	3023 40407-00004 03-18-09	8,864.91	12,538.80- 237.000-	
03-18-09	GOLDMAN, SACHS & CO. 03/13 SALE 760 SHS @ 36.1788 MISC .15 COMM 30.40 FIRSTENERGY CORP		085 830	0005 40407-00006 03-18-09	27,465.33	43,201.11- 760.000-	
03-18-09	ABEL NOSER CORP 03/13 SALE 1,601 SHS @ 29.3948 MISC .26 COMM 32.02 HEWLETT-PACKARD CO		085 830	3621 40407-00008 03-18-09	47,028.79	49,666.87- 1,601.000-	
03-18-09	SANFORD C. BERNSTEIN AND CO. 03/13 SALE 259 SHS @ 52.3238 MISC .08 COMM 10.36 MC DONALDS CORP		085 830	0013 40407-00009 03-18-09	13,541.43	9,582.28- 259.000-	

- T R A N S A C T I O N A N A L Y S I S / S U M M A R Y -
 01/01/09 THROUGH 12/31/09
 ACCOUNT 0564345 ROCKWELL FOUNDATION APCO

DATE	-TRANSACTION- DESCRIPTION	-CODES- TRAN TAX INDV	HISTORY	- C A S H - INCOME	PRINCIPAL	INVEST/UNITS
03-18-09	JONESTRADING INSTITUTIONAL SERVI 03/13 SALE 243 SHS @ 44.3381 MISC .06 COMM 7.29 NIKE INC CLASS B	085 830	8934 40407-00010 03-18-09	10,766.81	13,685.70- 243.000-	
03-31-09	JEFFERIES & CO 03/26 SALE 106 SHS @ 49.4058 MISC .03 COMM 4.24 ALLERGAN INC	085 830	0019 40420-00001 03-31-09	5,232.75	4,369.35- 106.000-	
03-31-09	BROWN BROTHERS HARRIMAN & CO 03/26 SALE 795 SHS @ 29.311 MISC .13 COMM 31.80 EMERSON ELECTRIC CO	085 830	0010 40420-00003 03-31-09	23,270.31	45,197.54- 795.000-	
04-08-09	ABEL NOSER CORP 04/03 SALE 1,121 SHS @ 28.0245 MISC .18 COMM 22.42 ACCENTURE LTD.	085 830	3621 40428-00001 04-08-09	31,392.87	43,865.26- 1,121.000-	
04-08-09	MERRILL LYNCH PIERC FENN & SMITH 04/03 SALE 695 SHS @ 34.1384 MISC .13 COMM 27.80 HEINZ H J CO	085 830	0161 40428-00005 04-08-09	23,698.26	31,597.69- 695.000-	
04-08-09	STIFEL NICOLAUS & CO INC 04/03 SALE 223 SHS @ 56.1269 MISC .07 COMM 8.92 MC DONALDS CORP	085 830	0793 40428-00006 04-08-09	12,507.31	8,250.38- 223.000-	
04-16-09	MERRILL LYNCH PROFESSIONAL CLR 04/13 SALE 186 SHS @ 75.9036 MISC .36 COMM 4.65 BARD C R INC	085 830	0551 40436-00001 04-16-09	14,113.06	12,718.60- 186.000-	
04-16-09	JANNEY MONTGOMERY, SCOTT 04/13 SALE 68 SHS @ 56.1522 MISC .10 COMM 2.72 MC DONALDS CORP	085 830	0374 40436-00003 04-16-09	3,815.53	2,515.81- 68.000-	
04-16-09	JONESTRADING INSTITUTIONAL SERVI 04/13 SALE 140 SHS @ 52.8258 MISC .19 COMM 4.20 NIKE INC CLASS B	085 830	8934 40436-00004 04-16-09	7,391.22	7,884.77- 140.000-	

BANK 21
REGION 10
OFFICE 880

- T R A N S A C T I O N A N A L Y S I S / S U M M A R Y -
01/01/09 THROUGH 12/31/09
ACCOUNT 0564345 ROCKWELL FOUNDATION
APCO

DATE 04/13/10
TIME 13:04
PAGE 0004

DATE	-TRANSACTION- DESCRIPTION	-CODES- TRAN TAX INDV	HISTORY	INCOME	PRINCIPAL	INVEST/UNITS
05-04-09	SANFORD C. BERNSTEIN AND CO. 04/29 SALE 215 SHS @ 67.5308 MISC .37 COMM 8.60 TRANSOCEAN LTD SEDOL B3KFW1 ISIN CH0048265513	085 830 0013	40454-00002 05-04-09	14,510.15	22,201.95- 215.000-	
05-04-09	MERRILL LYNCH PIERC FENN & SMITH 04/29 SALE 344 SHS @ 71.5887 MISC .63 COMM 13.76 BARD C R INC	085 830 0161	40454-00003 05-04-09	24,612.12	23,522.58- 344.000-	
05-04-09	HOWARD WEIL DIVISION LEGG MANSON 04/29 SALE 275 SHS @ 68.2964 MISC .48 COMM 11.00 EXXON MOBIL CORP	085 830 0760	40454-00004 05-04-09	18,770.03	10,869.37- 275.000-	
05-06-09	BNY CONVERGEX 05/01 SALE 123 SHS @ 41.5155 MISC .13 COMM 3.08 DOLLAR TREE INC	085 830 0100	40456-00002 05-06-09	5,103.20	4,654.62- 123.000-	
05-06-09	RAYMOND JAMES & ASSOCIATES INC. 05/01 SALE 244 SHS @ 53.0569 MISC .33 COMM 9.76 NIKE INC CLASS B	085 830 0725	40456-00004 05-06-09	12,935.79	13,742.02- 244.000-	
05-06-09	INSTINET 05/01 SALE 163 SHS @ 37.9523 MISC .16 COMM 3.26 ROSS STORES INC	085 830 6826	40456-00005 05-06-09	6,182.81	6,227.76- 163.000-	
05-06-09	SANFORD C. BERNSTEIN AND CO. 05/01 SALE 137 SHS @ 33.261 MISC .12 COMM 5.48 YUM! BRANDS INC	085 830 0013	40456-00006 05-06-09	4,551.16	4,177.99- 137.000-	
05-08-09	STERNE, AGEE & LEACH, INC. 05/05 SALE 328 SHS @ 61.7208 MISC .52 COMM 13.12 COLGATE-PALMOLIVE CO	085 830 0750	40458-00003 05-08-09	20,230.78	25,340. 328.000-	
05-08-09	MERRILL LYNCH PIERC FENN & SMITH 05/05 SALE 198 SHS @ 79.5709 MISC .40 COMM 7.92 LOCKHEED MARTIN CORP	085 830 0161	40458-00006 05-08-09	15,746.71	20,462.57- 198.000-	

BANK 21
REGION 10
OFFICE 880

- T R A N S A C T I O N A N A L Y S I S / S U M M A R Y -
01/01/09 THROUGH 12/31/09
ACCOUNT 0564345 ROCKWELL FOUNDATION
APCO

DATE 04/13/10
TIME 13:04
PAGE 0005

DATE	-TRANSACTION- DESCRIPTION	-CODES- TRAN TAX INDV	HISTORY	- C A S H - INCOME	PRINCIPAL	INVEST/UNITS
05-08-09	SANFORD C. BERNSTEIN AND CO. 05/05 SALE 132 SHS @ 89.5015 MISC .30 COMM 5.28 MONSANTO CO	085 830	0013 40458-00008 05-08-09	11,808.61	14,206.62- 132,000-	
05-08-09	INSTINET 05/05 SALE 85 SHS @ 74.3265 MISC .16 COMM 1.70 PRAXAIR INC	085 830	6826 40458-00010 05-08-09	6,315.89	4,683.01- 85,000-	
05-08-09	GOLDMAN, SACHS & CO. 05/05 SALE 457 SHS @ 38.2672 MISC .45 COMM 18.28 ROSS STORES INC	085 830	0005 40458-00011 05-08-09	17,469.38	17,460.65- 457,000-	
05-08-09	JONESTRADING INSTITUTIONAL SERVI 05/05 SALE 498 SHS @ 28.9391 MISC .37 COMM 14.94 SOUTHERN CO	085 830	8934 40458-00012 05-08-09	14,396.36	18,666.87- 498,000-	
05-14-09	GOLDMAN, SACHS & CO. 05/11 SALE 838 SHS @ 47.8419 MISC 1.03 COMM 33.52 AMGEN INC	085 830	0005 40464-00001 05-14-09	40,056.96	51,680.81- 838,000-	
05-14-09	ABEL NOSER CORP 05/11 SALE 1,599 SHS @ 18.656 MISC .77 COMM 31.98 CISCO SYSTEMS INC	085 830	3621 40464-00002 05-14-09	29,798.20	33,532.49- 1,599,000-	
05-14-09	STIFEL NICOLAUS & CO INC 05/11 SALE 794 SHS @ 53.0186 MISC 1.08 COMM 31.76 NORTHERN TRUST CORP	085 830	0793 40464-00004 05-14-09	42,063.93	52,946.28- 794,000-	
06-03-09	RAYMOND JAMES & ASSOCIATES INC. 05/29 SALE 316 SHS @ 81.2637 MISC .66 COMM 12.64 MONSANTO CO	085 830	0725 40484-00004 06-03-09	25,666.03	34,009.79- 316,000-	
06-03-09	MERRILL LYNCH PIERC FENN & SMITH 05/29 SALE 538 SHS @ 44.1516 MISC .61 COMM 21.52 RAYTHEON COMPANY	085 830	0161 40484-00005 06-03-09	23,731.43	26,298.03- 538,000-	
06-03-09	ABEL NOSER CORP 05/29 SALE 930 SHS @ 28.3164 MISC .68 COMM 18.60 SOUTHERN CO	085 830	3621 40484-00006 06-03-09	26,314.98	34,859.72- 930,000-	

BANK 21
REGION 10
OFFICE 880

- T R A N S A C T I O N A N A L Y S I S / S U M M A R Y -
01/01/09 THROUGH 12/31/09
ACCOUNT 0564345 ROCKWELL FOUNDATION APCO

DATE 04/13/10
TIME 13:04
PAGE 0006

DATE	-TRANSACTION- DESCRIPTION	-CODES- TRAN TAX INDV	HISTORY	- C A S H - INCOME	PRINCIPAL	INVEST/UNITS
06-05-09	JEFFERIES & CO 06/02 SALE 311 SHS @ 64.1177 MISC .51 COMM 7.78 APOLLO GROUP INC CL A	085 830 0019	40486-00001 06-05-09	19,932.32		25,811.76- 311,000-
06-05-09	SANFORD C. BERNSTEIN AND CO. 06/02 SALE 155 SHS @ 53.7196 MISC .21 COMM 6.20 PROCTER & GAMBLE CO	085 830 0013	40486-00002 06-05-09	8,320.12		8,798.20- 155,000-
06-17-09	JANNEY MONTGOMERY, SCOTT 06/12 SALE 157 SHS @ 82.4368 MISC .33 COMM 6.28 TRANSOCEAN LTD SEDOL B3KFW1 ISIN CH0048265513	085 830 0374	40498-00001 06-17-09	12,935.96		16,212.59- 157,000-
06-17-09	HOWARD WEIL DIVISION LEGG MANSON 06/12 SALE 197 SHS @ 73.7505 MISC .37 COMM 7.88 EXXON MOBIL CORP	085 830 0760	40498-00003 06-17-09	14,520.60		7,786.42- 197,000-
06-17-09	ABEL NOSER CORP 06/12 SALE 1,522 SHS @ 16.46 MISC .64 COMM 30.44 SYMANTEC CORP	085 830 3621	40498-00005 06-17-09	25,021.04		24,699.02- 1,522,000-
06-17-09	JONESTRADING INSTITUTIONAL SERVI 06/12 SALE 753 SHS @ 34.9207 MISC .68 COMM 22.59 YUM! BRANDS INC	085 830 8934	40498-00007 06-17-09	26,272.02		22,963.72- 753,000-
07-13-09	WACHOVIA SECURITIES CAPITAL MARK 07/08 SALE 687 SHS @ 31.3256 MISC .55 COMM 27.48 BEST BUY CO INC	085 830 9252	40524-00001 07-13-09	21,492.65		28,028.84- 687,000-
07-13-09	GOLDMAN, SACHS & CO. 07/08 SALE 528 SHS @ 43.4578 MISC .59 COMM 21.12 NORTHROP GRUMMAN CORPORATION	085 830 0005	40524-00003 07-13-09	22,924.01		25,336.00- 528,000-
08-03-09	BARCLAYS CAPITAL LE 07/29 SALE 906 SHS @ 29.4667 MISC .69 COMM 36.24 WASTE MANAGEMENT INC	085 830 9299	40545-00007 08-03-09	26,659.90		25,769.72- 906,000-

BANK 21
REGION 10
OFFICE 880

- T R A N S A C T I O N A N A L Y S I S / S U M M A R Y -
01/01/09 THROUGH 12/31/09
ACCOUNT 0564345 ROCKWELL FOUNDATION APCO

DATE 04/13/10
TIME 13:04
PAGE 0007

DATE	-TRANSACTION- DESCRIPTION	-CODES- TRAN TAX INDV	HISTORY	- C A S H - INCOME	PRINCIPAL	INVEST/UNITS
08-05-09	GOLDMAN, SACHS & CO. 07/31 SALE 272 SHS @ 65.1817 MISC .46 COMM 10.88 BECTON DICKINSON & CO	085 830 0005	40547-00002 08-05-09	17,718.09	23,040.97- 272.000-	
08-05-09	STERNE, AGEE & LEACH, INC. 07/31 SALE 292 SHS @ 74.8023 MISC .56 COMM 11.68 LOCKHEED MARTIN CORP	085 830 0750	40547-00004 08-05-09	21,830.03	30,177.12- 292.000-	
08-05-09	SANFORD C. BERNSTEIN AND CO. 07/31 SALE 480 SHS @ 55.0959 MISC .68 COMM 19.20 MC DONALDS CORP	085 830 0013	40547-00005 08-05-09	26,426.15	17,758.67- 480.000-	
08-05-09	STIFEL NICOLAUS & CO INC 07/31 SALE 481 SHS @ 37.8547 MISC .47 COMM 19.24 ST JUDE MEDICAL INC	085 830 0793	40547-00006 08-05-09	18,188.40	19,717.66 481.000	
08-07-09	HOWARD WEIL DIVISION LEGG MANSON 08/04 SALE 244 SHS @ 80.3655 MISC .50 COMM 9.76 TRANSOCEAN LTD SEDOL B3KFWW1 ISIN CH00048265513	085 830 0760	40549-00001 08-07-09	19,598.92	25,196.63- 244.000-	
08-07-09	HOWARD WEIL DIVISION LEGG MANSON 08/04 SALE 115 SHS @ 70.2663 MISC .21 COMM 4.60 EXXON MOBIL CORP	085 830 0760	40549-00003 08-07-09	8,075.82	4,545.37- 115.000-	
08-07-09	GOLDMAN, SACHS & CO. 08/04 SALE 362 SHS @ 78.18 MISC .73 COMM 14.48 PRAXAIR INC	085 830 0005	40549-00005 08-07-09	28,285.95	19,944.11- 362.000-	
08-18-09	MERRILL LYNCH PROFESSIONAL CLR 08/13 SALE 408 SHS @ 76.8388 MISC .81 COMM 10.20 TRANSOCEAN LTD SEDOL B3KFWW1 ISIN CH00048265513	085 830 0551	40560-00001 08-18-09	31,339.22	42,132.00 408.000	
08-18-09	JONESTRADING INSTITUTIONAL SERVI 08/13 SALE 220 SHS @ 27.3115 MISC .15 COMM 6.60 CELANESE CORP-SERIES A	085 830 8934	40560-00003 08-18-09	6,001.78	4,487.78- 220.000-	

DATE	DESCRIPTION	-TRANSACTION-	-CODES-	HISTORY	INCOME	PRINCIPAL	INVEST/UNITS
			TRAN TAX INDV				
08-18-09	HOWARD WEIL DIVISION LEGG MANSON 08/13 SALE 154 SHS @ 68.4293 MISC .27 COMM 6.16 EXXON MOBIL CORP		085 830 0760	40560-00004 08-18-09	10,531.68	6,086.85- 154,000-	
08-18-09	BNY CONVERGEX 08/13 SALE 104 SHS @ 65.5308 MISC .18 COMM 2.60 FREEPORT MCMORAN COPPER & GOLD INC		085 830 0100	40560-00005 08-18-09	6,812.43	5,107.62- 104,000-	
08-18-09	BROWN BROTHERS HARRIMAN & CO 08/13 SALE 936 SHS @ 28.8631 MISC .69 COMM 37.44 MC GRAY HILL COMPANIES INC		085 830 0010	40560-00007 08-18-09	26,977.73	28,450.94- 936,000-	
08-18-09	SANFORD C. BERNSTEIN AND CO. 08/13 SALE 137 SHS @ 46.9526 MISC .17 COMM 5.48 URS CORP NEW		085 830 0013	40560-00009 08-18-09	6,426.86	5,886.90- 137,000-	
08-18-09	MORGAN J.P. SECURITIES-CORP 08/13 SALE 1,134 SHS @ 30.8983 MISC .90 COMM 45.36 VERIZON COMMUNICATIONS INC		085 830 0060	40560-00010 08-18-09	34,992.41	33,642.10- 1,134,000-	
09-04-09	GOLDMAN, SACHS & CO. 09/01 SALE 361 SHS @ 68.3604 MISC .63 COMM 14.44 BECTON DICKINSON & CO		085 830 0005	40577-00002 09-04-09	24,663.03	30,580.11- 361,000-	
09-04-09	ABEL NOSER CORP 09/01 SALE 2,361 SHS @ 12.6747 MISC .77 COMM 47.22 HUDSON CITY BANCORP INC		085 830 3621	40577-00004 09-04-09	29,876.98	42,737.66- 2,361,000-	
09-04-09	ABEL NOSER CORP 09/01 SALE 533 SHS @ 54.4125 MISC .75 COMM 10.66 NIKE INC CLASS B		085 830 3621	40577-00007 09-04-09	28,990.46	30,018.42- 533,000-	
09-04-09	BARCLAYS CAPITAL LE 09/01 SALE 548 SHS @ 42.0694 MISC .59 COMM 21.92 URS CORP NEW		085 830 9299	40577-00009 09-04-09	23,031.52	23,547.73- 548,000-	

BANK 21
REGION 10
OFFICE 880

- T R A N S A C T I O N A N A L Y S I S / S U M M A R Y -
01/01/09 THROUGH 12/31/09
ACCOUNT 0564345 ROCKWELL FOUNDATION

DATE 04/13/10
TIME 13:04
PAGE 0009

DATE	-TRANSACTION- DESCRIPTION	-CODES- TRAN TAX INDV	HISTORY	INCOME	PRINCIPAL	INVEST/UNITS
09-21-09	SANFORD C. BERNSTEIN AND CO. 09/16 SALE 324 SHS @ 50.5196 MISC .42 COMM 12.96 ITT CORPORATION	085 830	0013 40594-00002 09-21-09	16,354.97	20,906.00- 324,000-	
09-21-09	JANNEY MONTGOMERY, SCOTT 09/16 SALE 245 SHS @ 63.1296 MISC .40 COMM 9.80 UNION PACIFIC CORP	085 830	0374 40594-00003 09-21-09	15,456.55	17,552.44- 245,000-	
10-01-09	MERRILL LYNCH PIERC FENN & SMITH 09/28 SALE 608 SHS @ 37.5649 MISC .59 COMM 24.32 AMPHENOL CORP NEW CL A	085 830	0161 40604-00001 10-01-09	22,814.55	26,954.83- 608,000-	
10-01-09	WEDBUSH MORGAN SECURITIES INC 09/28 SALE 146 SHS @ 142.6334 MISC .54 COMM 5.84 AUTOZONE INC	085 830	0103 40604-00002 10-01-09	20,818.10	23,521.7 146,000-	
10-02-09	MERRILL LYNCH PIERC FENN & SMITH 09/29 SALE 384 SHS @ 37.5696 MISC .37 COMM 15.36 AMPHENOL CORP NEW CL A	085 830	0161 40605-00001 10-02-09	14,411.00	17,024.10- 384,000-	
10-07-09	CITATION GROUP/EQUITY & MUNIS 10/02 SALE 337 SHS @ 57.6843 MISC .50 COMM 13.48 CLOROX CO	085 830	9053 40610-00002 10-07-09	19,425.63	18,170.44- 337,000-	
10-08-09	CITATION GROUP/EQUITY & MUNIS 10/05 SALE 312 SHS @ 56.8655 MISC .46 COMM 12.48 CLOROX CO	085 830	9053 40611-00001 10-08-09	17,729.10	16,822.49- 312,000-	
11-02-09	CITATION GROUP/EQUITY & MUNIS 10/28 SALE 669 SHS @ 34.5693 MISC .59 COMM 26.76 ST JUDE MEDICAL INC	085 830	9053 40636-00008 11-02-09	23,099.51	27,424. 669,000-	
11-02-09	MERRILL LYNCH PROFESSIONAL CLR 10/28 SALE 539 SHS @ 55.7599 MISC .77 COMM 13.48 UNION PACIFIC CORP	085 830	0551 40636-00009 11-02-09	30,040.34	38,615.38- 539,000-	

DATE	-TRANSACTION- DESCRIPTION	-CODES- TRAN TAX INDV	HISTORY	INCOME	PRINCIPAL	INVEST/UNITS
11-05-09	ABEL NOSER CORP 11/02 SALE 777 SHS @ 27.511 MISC .55 COMM 7.77 DISCOVERY COMMUNICATIONS CL A	085 830	3621 40639-00001 11-05-09	21,367.73	13,852.75- 777.000-	
11-05-09	MERRILL LYNCH PIERC FENN & SMITH 11/02 SALE 1,632 SHS @ 21.0183 MISC .88 COMM 65.28 ORACLE CORP	085 830	0161 40639-00003 11-05-09	34,235.70	22,074.49- 1,632.000-	
11-06-09	ABEL NOSER CORP 11/03 SALE 693 SHS @ 27.3358 MISC .49 COMM 6.93 DISCOVERY COMMUNICATIONS CL A	085 830	3621 40640-00001 11-06-09	18,936.29	12,355.15- 693.000-	
11-23-09	BNY CONVERGEX 11/18 SALE 71 SHS @ 176.6171 MISC .32 COMM 1.78 GOLDMAN SACHS GROUP INC	085 830	0100 40657-00005 11-23-09	12,537.72	7,211.60- 71.000-	
11-23-09	BNY CONVERGEX 11/18 SALE 68 SHS @ 227.3572 MISC .40 COMM 1.70 MASTERCARD INC CL A	085 830	0100 40657-00006 11-23-09	15,458.19	14,005.96- 68.000-	
11-23-09	CITATION GROUP/EQUITY & MUNIS 11/18 SALE 675 SHS @ 43.7502 MISC 1.28 COMM 27.00 MEAD JOHNSON NUTRITION CO-A	085 830	9053 40657-00007 11-23-09	29,503.11	31,583.49- 675.000-	
11-24-09	CITATION GROUP/EQUITY & MUNIS INCORRECT COMMISSION MEAD JOHNSON NUTRITION CO-A	084 830	9053 40657-00007 11-24-09	29,503.11-	31,583.49 675.000	
11-23-09	UBS SECURITIES LLC 11/18 SALE 990 SHS @ 42.6273 MISC 1.08 COMM 39.60 STATE STR CORP	085 830	0642 40657-00009 11-23-09	42,160.34	73,111.62- 990.000-	
11-25-09	MERRILL LYNCH PIERC FENN & SMITH 11/18 SALE 675 SHS @ 43.7502 MISC .76 COMM 27.00 MEAD JOHNSON NUTRITION CO-A	085 830	0161 40659-00001 11-25-09	29,503.63	31,583.49- 675.000-	

ACCOUNT 0564345 ROCKWELL FOUNDATION
 APCO
 - T R A N S A C T I O N A N A L Y S I S / S U M M A R Y -
 01/01/09 THROUGH 12/31/09
 DATE 04/13/10
 TIME 13:04
 PAGE 0011

DATE	DESCRIPTION	-TRANSACTION-	-CODES-	HISTORY	INCOME	PRINCIPAL	INVEST/UNITS
11-25-09	CITATION GROUP/EQUITY & MUNIS 11/20 SALE 1,340 SHS @ 41.0624 MISC 1.41 COMM 53.60 XTO ENERGY INC	085 830	9053	40659-00003 11-25-09	54,968.60	58,480.15- 1,340.000-	
12-04-09	CITATION GROUP/EQUITY & MUNIS 12/01 SALE 477 SHS @ 25.2741 MISC .31 COMM 19.08 AECOM TECHNOLOGY CORP	085 830	9053	40668-00003 12-04-09	12,036.36	15,098.15- 477.000-	
12-04-09	BNY CONVERGEX 12/01 SALE 460 SHS @ 52.8206 MISC .62 COMM 11.50 FPL GROUP INC	085 830	0100	40668-00005 12-04-09	24,285.35	25,866.58- 460.000-	
12-04-09	CITATION GROUP/EQUITY & MUNIS 12/01 SALE 574 SHS @ 63.4492 MISC .94 COMM 22.96 JOHNSON & JOHNSON	085 830	9053	40668-00007 12-04-09	36,395.94	30,666.00- 574.000-	
12-07-09	CITATION GROUP/EQUITY & MUNIS 12/02 SALE 271 SHS @ 24.9469 MISC .17 COMM 10.84 AECOM TECHNOLOGY CORP	085 830	9053	40671-00002 12-07-09	6,749.60	8,577.77- 271.000-	
12-08-09	SANFORD C. BERNSTEIN AND CO. 12/03 SALE 863 SHS @ 30.9701 MISC .69 COMM 34.52 OWENS ILL INC NEW	085 830	0013	40672-00003 12-08-09	26,691.99	22,719.25- 863.000-	
12-22-09	STIFEL NICOLAUS & CO INC 12/17 SALE 96 SHS @ 192.4869 MISC .47 COMM 2.40 APPLE INC	085 830	0793	40686-00002 12-22-09	18,475.87	8,455.17- 96.000-	
12-22-09	CITATION GROUP/EQUITY & MUNIS 12/17 SALE 605 SHS @ 51.3941 MISC .80 COMM 24.20 ITT CORPORATION	085 830	9053	40686-00004 12-22-09	31,068.43	38,834.43- 605.000-	
12-22-09	BNY CONVERGEX 12/17 SALE 178 SHS @ 73.6308 MISC .34 COMM 7.12 LUBRIZOL CORP	085 830	0100	40686-00006 12-22-09	13,098.83	10,745.99- 178.000-	

BANK 21
REGION TO
OFFICE 880

- T R A N S A C T I O N A N A L Y S I S / S U M M A R Y -
01/01/09 THROUGH 12/31/09
ACCOUNT 0564345 ROCKWELL FOUNDATION
APCO

DATE 04/13/10
TIME 13:04
PAGE 0012

- TRANSACTION -
DATE DESCRIPTION

12-23-09 BNY CONVERGEX
12/18 SALE 319 SHS @ 71.8297
MISC .59 COMM 12.76
LUBRIZOL CORP

HISTORY

INCOME

- C A S H -

PRINCIPAL

INVEST/UNITS

085 830 0100 40687-00001
12-23-09

22,900.33
19,258.26-
319.000-

PART IV # 16

REPORT: TMS-TX-23
 BANK 21 PNC BANK (21)
 REGION 10 PITTSBURGH
 OFFICE 001 C & E

GAIN/LOSS FEDERAL REPORT INTERNAL USE ONLY
 ACCOUNT 0564345 ROCKWELL FOUNDATION
 FROM: 01/01/09 TO: 12/31/09

PAGE: 1
 RUN DATE: 04/19/10

TAX CODE	OR-OFF SERIAL	SEQ LOT#	DATES	ACQUIRED	TRADE	UNITS	PROCEEDS	TAX COST	FEDERAL G/L	STATE G/L
ASSET G1150G111 ACCENTURE LTD.										
EXCH 09/01/09 SEE G1151C101										
830	880	40428-00001	00000	06/17/08	04/03/09	971.000	27,192.22	38,083.20	10,890.98-S	.00
830	880	40428-00001	00000	09/09/08	04/03/09	150.000	4,200.65	5,782.08	1,581.43-S	.00
830	640	40496-00001	00000	10/31/08	06/10/09	62.000	1,891.41	2,038.45	147.04-S	.00
TOTAL-SHORT						1,183.000	33,284.28	45,903.73	12,619.45-	.00
ASSET G4412G101 HERBALIFE LTD										
830	660	40405-00001	00000	05/29/08	03/11/09	25.000	322.22	975.69	653.47-S	.00
830	671	40422-00001	00000	10/14/08	03/30/09	40.000	597.20	1,229.70	632.50-S	.00
TOTAL-SHORT						65.000	919.42	2,205.39	1,285.97-	.00
ASSET G491BT108 INVESCO LTD										
830	660	40540-00001	00000	05/09/08	07/24/09	45.000	869.45	1,242.74	373.29-L	.00
TOTAL-LONG						45.000	869.45	1,242.74	373.29-	.00
ASSET G54050102 LAZARD LTD CL A										
SEDOL B081VQ7										
830	660	40602-00001	00000	12/01/06	09/24/09	19.000	728.35	862.36	134.01-L	.00
TOTAL-LONG						19.000	728.35	862.36	134.01-	.00
ASSET G6852T105 PARTNERRE LTD										
830	660	40541-00001	00000	07/01/05	07/27/09	12.000	799.94	773.52	26.42 L	.00
830	660	40541-00001	00000	03/16/06	07/27/09	15.000	999.93	949.15	50.78 L	.00
TOTAL-LONG						27.000	1,799.87	1,722.67	77.20	.00
ASSET G7496G103 RENAISSANCE HOLDINGS LTD										
ISIN BMG7496G103 SEDOL 2728429										
830	660	40484-00002	00000	07/01/05	05/29/09	20.000	880.03	988.80	108.77-L	.00

REPORT: TMS-TX-23
 BANK 21 PNC BANK (21)
 REGION 10 PITTSBURGH
 OFFICE 001 C & E

GAIN/LOSS FEDERAL REPORT INTERNAL USE ONLY
 ACCOUNT 0564345 ROCKWELL FOUNDATION
 FROM: 01/01/09 TO: 12/31/09

PAGE: 2
 RUN DATE: 04/19/10

TAX CODE	OR-OFF	SERIAL	SEQ	DATE	ACQUIRED	TRADE	UNITS	PROCEEDS	TAX COST	FEDERAL G/L	STATE G/L	
ASSET G7496G103 (CONT'D)												
TOTAL-LONG							20.000	880.03	988.80	108.77-		.00
ASSET G9319H102 VALIDUS HOLDINGS LTD												
ISIN BMG9319H1025 SEDOL B23HRW2												
830	672	40512-00002	00000	10/24/08	06/26/09		55.000	1,231.51	1,043.10	188.41 S	.00	
TOTAL-SHORT							55.000	1,231.51	1,043.10	188.41		.00
ASSET G93762204 VJSTAPRINT LTD												
EXCH 08/31/09												
SEE N93540107												
830	672	40512-00003	00000	03/24/09	06/26/09		43.000	1,841.24	1,134.94	706.30 S	.00	
TOTAL-SHORT							43.000	1,841.24	1,134.94	706.30		.00
ASSET G96655108 WILLIS GROUP HOLDINGS LTD												
EXCHANGED 01/04/10 SEE G96666105												
830	660	40653-00001	00000	01/16/08	11/16/09		10.000	280.51	367.59	87.08-L	.00	
830	660	40653-00001	00000	03/31/08	11/16/09		9.000	252.46	302.23	49.77-L	.00	
830	660	40692-00001	00000	03/31/08	12/22/09		6.000	158.67	201.49	42.82-L	.00	
830	660	40692-00001	00000	02/12/08	12/22/09		45.000	1,190.06	1,399.99	209.93-L	.00	
TOTAL-LONG							70.000	1,881.70	2,271.30	389.60-		.00
ASSET H27013103 WEATHERFORD INTL LTD												
SEDOL B5KL6S7												
ISIN CH0038838394												
830	660	40458-00001	00000	03/03/09	05/05/09		31.000	559.37	296.05	263.32 S	.00	
830	660	40591-00001	00000	03/03/09	09/15/09		67.000	1,464.42	639.85	824.57 S	.00	
TOTAL-SHORT							98.000	2,023.79	935.90	1,087.89		.00
ASSET H8817H100 TRANSOCEAN LTD												
SEDOL B3KFWW1												
ISIN CH0048265513												
830	880	40454-00002	00000	07/26/07	04/29/09		215.000	14,510.15	23,741.01	9,230.86-L	.00	
830	880	40498-00001	00000	07/26/07	06/12/09		157.000	12,935.96	17,336.45	4,400.49-L	.00	
830	880	40549-00001	00000	07/26/07	08/04/09		121.000	9,719.14	13,361.22	3,642.08-L	.00	
830	880	40549-00001	00000	02/20/09	08/04/09		123.000	9,879.78	7,239.46	2,640.32 S	.00	
830	880	40560-00001	00000	02/20/09	08/13/09		163.000	12,520.33	9,593.76	2,926.57 S	.00	
830	880	40560-00001	00000	03/13/09	08/13/09		245.000	18,818.89	13,586.72	5,232.17 S	.00	

REPORT: TMS-TX-23
 BANK 21 PNC BANK (21)
 REGION 10 PITTSBURGH
 OFFICE 001 C & E

GAIN/LOSS FEDERAL REPORT INTERNAL USE ONLY
 ACCOUNT 0564345 ROCKWELL FOUNDATION
 FROM: 01/01/09 TO: 12/31/09

PAGE: 3
 RUN DATE: 04/19/10

TAX CODE	OR-OFF	SERIAL	SEQ LOT#	DATES	ACQUIRED	TRADE	UNITS	PROCEEDS	TAX COST	FEDERAL G/L	STATE G/L
				TOTAL-SHORT			1,024.000	78,384.25	84,858.62	10,799.06	.00
				TOTAL-LONG						17,273.43-	.00
ASSET	M22465104	CHECK POINT SOFTWARE TECH									
		SEDOL 2181334									
		ISIN IL0010824113									
830	640	40652-00001	00000	03/31/09	11/13/09		63.000	2,016.14	1,403.19	612.95 S	.00
		TOTAL-SHORT					63.000	2,016.14	1,403.19	612.95	.00
ASSET	P31076105	COPA HOLDINGS SA									
		CLASS A SEDOL BOTNJH9									
		ISIN PAP310761054									
830	671	40444-00001	00000	11/03/08	04/21/09		5.000	159.85	131.71	28.14 S	.00
830	672	40512-00004	00000	11/03/08	06/26/09		41.000	1,686.40	1,080.01	606.39 S	.00
		TOTAL-SHORT					46.000	1,846.25	1,211.72	634.53	.00
ASSET	000361105	AAR CORP									
830	690	40602-00001	00000	03/21/07	09/24/09		20.000	410.19	614.46	204.27-L	.00
		TOTAL-LONG					20.000	410.19	614.46	204.27-	.00
ASSET	001084102	AGCO CORP									
830	640	40665-00001	00000	07/30/08	11/25/09		53.000	1,609.69	3,176.14	1,566.45-L	.00
		TOTAL-LONG					53.000	1,609.69	3,176.14	1,566.45-	.00
ASSET	00507V109	ACTIVISION BLIZZARD INC									
830	660	40526-00001	00000	02/09/09	07/10/09		75.000	864.21	741.08	123.13 S	.00
830	660	40535-00002	00000	02/09/09	07/21/09		67.000	800.52	662.04	138.48 S	.00
830	660	40590-00001	00000	12/16/08	09/14/09		75.000	887.68	704.36	183.32 S	.00
830	660	40590-00001	00000	06/28/06	09/14/09		3.000	35.51	16.42	19.09 L	.00
830	660	40591-00002	00000	06/28/06	09/15/09		87.000	1,010.04	476.28	533.76 L	.00
		TOTAL-SHORT					307.000	3,597.96	2,600.18	444.93	.00
		TOTAL-LONG								552.85	.00
ASSET	00766T100	AECOM TECHNOLOGY CORP									
830	880	40668-00003	00000	05/29/09	12/01/09		477.000	12,036.36	15,098.15	3,061.79-S	.00
830	880	40671-00002	00000	05/29/09	12/02/09		271.000	6,749.60	8,577.77	1,828.17-S	.00

REPORT: TMS-TX-23
 BANK 21 PNC BANK (21)
 REGION 10 PITTSBURGH
 OFFICE 001 C & E

GAIN/LOSS FEDERAL REPORT INTERNAL USE ONLY
 ACCOUNT 0564345 ROCKWELL FOUNDATION
 FROM: 01/01/09 TO: 12/31/09

PAGE: 4
 RUN DATE: 04/19/10

TAX CODE	OR-OFF SERIAL	SEQ LOT#	DATES ACQUIRED	TRADE	UNITS	PROCEEDS	TAX COST	FEDERAL G/L	STATE G/L
ASSET 00766T100 (CONT'D)									
TOTAL-SHORT					748.000	18,785.96	23,675.92	4,889.96-	.00
ASSET 007865108 AEROPOSTALE INC									
830	671	40426-00002	00000 08/13/07	04/01/09	7.000	184.87	159.83	25.04 L	.00
830	671	40444-00003	00000 08/13/07	04/21/09	3.000	91.91	68.50	23.41 L	.00
830	672	40512-00005	00000 08/13/07	06/26/09	41.000	1,409.69	936.17	473.52 L	.00
TOTAL-LONG					51.000	1,686.47	1,164.50	521.97	.00
ASSET 008190100 AFFILIATED COMPUTER MERGED 2/8/2010 @ \$18.60 P/S & SEE 984121103									
830	660	40562-00001	00000 03/10/09	08/17/09	20.000	897.38	881.20	16.18 S	.00
TOTAL-SHORT					20.000	897.38	881.20	16.18	.00
ASSET 00846L101 AGFEED INDS INC									
830	671	40352-00001	00000 08/06/08	01/16/09	127.000	177.34	1,595.69	1,418.35-S	.00
830	671	40352-00001	00000 10/21/08	01/16/09	113.000	157.79	590.44	432.65-S	.00
TOTAL-SHORT					240.000	335.13	2,186.13	1,851.00-	.00
ASSET 008916108 ACRIMUM INC SEDOL 2015530 ISIN CA0089161081									
830	640	40653-00003	00000 05/27/09	11/16/09	32.000	1,728.56	1,628.46	100.10 S	.00
830	640	40653-00003	00000 06/16/09	11/16/09	1.000	54.02	47.90	6.12 S	.00
TOTAL-SHORT					33.000	1,782.58	1,676.36	106.22	.00
ASSET 009158106 AIR PRODUCTS & CHEMICALS INC									
830	660	40401-00001	00000 09/26/08	03/09/09	25.000	1,151.78	1,777.03	625.25-S	.00
830	660	40401-00001	00000 10/09/08	03/09/09	4.000	184.29	236.96	52.67-S	.00
830	660	40469-00001	00000 10/09/08	05/14/09	8.000	489.06	473.91	15.15 S	.00
830	660	40469-00001	00000 11/06/08	05/14/09	21.000	1,283.77	1,173.28	110.49 S	.00

REPORT: TMS-TX-23
 BANK 21 PNC BANK (21)
 REGION 10 PITTSBURGH
 OFFICE 001 C & E

GAIN/LOSS FEDERAL REPORT INTERNAL USE ONLY
 ACCOUNT 0564345 ROCKWELL FOUNDATION
 FROM: 01/01/09 TO: 12/31/09

PAGE: 6
 RUN DATE: 04/19/10

TAX CODE	OR-OFF SERIAL	SEQ LOT#	DATES	ACQUIRED	TRADE	UNITS	PROCEEDS	TAX COST	FEDERAL G/L	STATE G/L
ASSET 023135106 (CONT'D)						30.000	2,376.05	1,927.14	448.91	.00
TOTAL-LONG										
ASSET 023436108 AMEDISYS INC						25.000	809.49	761.63	47.86 L	.00
830	672	40512-00007	00000	08/29/05	06/26/09	20.000	784.78	663.55	121.23 S	.00
830	672	40591-00001	00000	09/03/09	09/15/09	5.000	196.20	162.24	33.96 S	.00
830	672	40591-00001	00000	09/03/09	09/15/09	14.000	613.46	518.16	95.30 L	.00
TOTAL-SHORT						64.000	2,403.93	2,105.58	155.19	.00
TOTAL-LONG									143.16	.00
ASSET 025334103 AMERICAN DAIRY INC						15.000	442.44	470.05	27.61-S	.00
830	672	40630-00002	00000	10/15/09	10/22/09	15.000	442.44	470.05	27.61-	.00
TOTAL-SHORT										
ASSET 025537101 AMERICAN ELECTRIC POWER INC						22.000	683.14	1,002.46	319.32-L	.00
830	660	40560-00002	00000	02/15/07	08/13/09	10.000	306.99	454.50	147.51-L	.00
830	660	40618-00002	00000	02/27/07	10/09/09	15.000	460.49	659.55	199.06-L	.00
830	660	40618-00002	00000	02/06/08	10/09/09	20.000	613.98	529.60	84.38 S	.00
830	660	40618-00002	00000	03/06/09	10/09/09	27.000	828.88	663.68	165.20 S	.00
TOTAL-SHORT						94.000	2,893.48	3,309.79	249.58	.00
TOTAL-LONG									665.89-	.00
ASSET 02744M108 AMERICAN MEDICAL SYS HLDGS						40.000	592.61	631.53	38.92-S	.00
830	672	40546-00001	00000	06/26/09	07/30/09	40.000	592.61	631.53	38.92-	.00
TOTAL-SHORT										
ASSET 028731107 AMERICAN ORIENTAL BIOENGINEE						174.000	815.29	1,669.71	854.42-S	.00
830	671	40352-00002	00000	02/04/08	01/16/09	174.000	815.29	1,669.71	854.42-	.00
TOTAL-SHORT										
ASSET 02913V103 AMERICAN PUBLIC EDUCATION						4.000	152.47	160.45	7.98-S	.00
830	672	40512-00009	00000	01/16/09	06/26/09	24.000	914.83	931.20	16.37-S	.00
830	672	40512-00009	00000	11/24/08	06/26/09	10.000	381.18	322.30	58.88 S	.00

REPORT: TMS-TX-23
 BANK 21 PNC BANK (21)
 REGION 10 PITTSBURGH
 OFFICE 001 C & E

GAIN/LOSS FEDERAL REPORT INTERNAL USE ONLY
 ACCOUNT 0564345 ROCKWELL FOUNDATION
 FROM: 01/01/09 TO: 12/31/09

PAGE: 7
 RUN DATE: 04/19/10

TAX CODE	OR-OFF	SERIAL	SEQ	LOT#	ACQUIRED	TRADE	UNITS	PROCEEDS	TAX COST	FEDERAL G/L	STATE G/L	
ASSET 02913V103 (CONT'D)												
TOTAL-SHORT							38.000	1,448.48	1,413.95	34.53		.00
ASSET 03073T102 AMERCI GROUP CORPORATION												
830		671	40402-00001	00000	07/13/07	03/10/09	3.000	72.40	73.33	.93-L	.00	
830		671	40419-00001	00000	07/13/07	03/25/09	6.000	159.92	146.65	13.27 L	.00	
830		672	40512-00010	00000	07/13/07	06/26/09	48.000	1,336.85	1,173.24	163.61 L	.00	
TOTAL-LONG							57.000	1,569.17	1,393.22	175.95		.00
ASSET 031100100 AMETEK INC NEW												
830		640	40584-00001	00000	02/01/08	09/08/09	37.000	1,191.73	1,631.74	440.01-L	.00	
TOTAL-LONG							37.000	1,191.73	1,631.74	440.01-		.00
ASSET 031162100 AMGEN INC												
830		880	40464-00001	00000	08/05/08	05/11/09	556.000	26,577.17	35,179.23	8,602.06-S	.00	
830		880	40464-00001	00000	08/05/08	05/11/09	18.000	860.41	1,137.26	276.85-S	.00	
830		880	40464-00001	00000	10/28/08	05/11/09	264.000	12,619.38	15,364.32	2,744.94-S	.00	
TOTAL-SHORT							838.000	40,056.96	51,680.81	11,623.85-		.00
ASSET 032095101 AMPHENOL CORP NEW												
CL A												
830		660	40370-00002	00000	05/25/06	02/04/09	8.000	225.34	215.07	10.27 L	.00	
830		660	40370-00002	00000	12/16/08	02/04/09	26.000	732.34	573.13	159.21 S	.00	
830		660	40401-00002	00000	12/16/08	03/09/09	6.000	140.04	132.26	7.78 S	.00	
830		660	40401-00002	00000	07/01/05	03/09/09	12.000	280.09	244.32	35.77 L	.00	
830		660	40401-00002	00000	10/20/05	03/09/09	8.000	186.73	160.00	26.73 L	.00	
830		660	40458-00002	00000	10/20/05	05/05/09	22.000	756.22	439.99	316.23 L	.00	
830		880	40604-00001	00000	07/08/08	09/28/09	608.000	22,814.55	26,954.83	4,140.28-L	.00	
830		880	40605-00001	00000	07/08/08	09/29/09	384.000	14,411.00	17,024.10	2,613.10-L	.00	
830		660	40652-00001	00000	10/20/05	11/13/09	22.000	925.87	439.99	485.88 L	.00	
TOTAL-SHORT							1,096.000	40,472.18	46,183.69	166.99		.00
TOTAL-LONG										5,878.50-		.00
ASSET 032359309 AMTRUST FINANCIAL SERVICES												
830		672	40512-00011	00000	07/25/07	06/26/09	130.000	1,479.99	2,081.02	601.03-L	.00	

TAX CODE	OR-OFF SERIAL	SEQ LOT#	ACQUIRED	TRADE	UNITS	PROCEEDS	TAX COST	FEDERAL G/L	STATE G/L
ASSET 032359309 (CONT'D)					130.000	1,479.99	2,081.02	601.03-	.00
TOTAL-LONG									
ASSET 035710409 ANNALY CAPITAL MGMT INC					51.000	693.60	744.20	50.60-S	.00
830	660	40406-00002	00000	02/12/09	03/12/09				
830	660	40444-00002	00000	02/12/09	04/21/09	268.50	291.85	23.35-S	.00
830	660	40444-00002	00000	11/12/08	04/21/09	1,074.02	1,144.06	70.04-S	.00
TOTAL-SHORT					151.000	2,036.12	2,180.11	143.99-	.00
ASSET 037389103 AON CORP					61.000	2,320.23	2,578.53	258.30-L	.00
830	640	40392-00001	00000	08/06/07	02/26/09				
830	660	40440-00001	00000	09/19/08	04/15/09	1,368.14	1,649.75	281.61-S	.00
TOTAL-SHORT					96.000	3,688.37	4,228.28	281.61-	.00
TOTAL-LONG								258.30-	.00
ASSET 03748R101 APARTMENT INVT & MGMT CO					.874	10.08	8.92	1.16 S	.00
833	660	40336-00002	00000	12/02/08	01/06/09				
CL A REIT					.874	10.08	8.92	1.16	.00
TOTAL-SHORT									
ASSET 037604105 APOLLO GROUP INC					311.000	19,932.32	25,811.76	5,879.44-S	.00
830	880	40486-00001	00000	02/06/09	06/02/09				
CL A					311.000	19,932.32	25,811.76	5,879.44-	.00
TOTAL-SHORT									
ASSET 037833100 APPLE INC					6.000	758.74	219.72	539.02 L	.00
830	640	40455-00001	00000	07/01/05	04/30/09				
830	640	40517-00002	00000	07/01/05	06/30/09	713.03	183.10	529.93 L	.00
830	640	40598-00001	00000	07/01/05	09/22/09	1,286.48	256.34	1,030.14 L	.00
830	640	40636-00001	00000	07/01/05	10/28/09	776.34	146.48	629.86 L	.00
830	880	40686-00002	00000	12/10/09	12/17/09	2,886.85	2,971.20	84.35-S	.00
830	880	40686-00002	00000	03/13/09	12/17/09	15,589.02	7,753.59	7,835.43 S	.00

REPORT: TMS-TX-23
 BANK 21 PNC BANK (21)
 REGION 10 PITTSBURGH
 OFFICE 001 C & E

GAIN/LOSS FEDERAL REPORT INTERNAL USE ONLY
 ACCOUNT 0564345 ROCKWELL FOUNDATION
 FROM: 01/01/09 TO: 12/31/09

PAGE: 9
 RUN DATE: 04/19/10

TAX CODE	OR-OFF ASSET	SERIAL	SEQ LOT#	ACQUIRED	TRADE	DATES (CONT'D)	UNITS	PROCEEDS	TAX COST	FEDERAL G/L	STATE G/L
							118.000	22,010.46	11,530.43	7,751.08	.00
						TOTAL-SHORT				2,728.95	.00
						TOTAL-LONG					.00
ASSET 04314H204 ARTISAN FDS INC INTERNATIONAL FUND # 661											
831	000	40419-00001	00000	04/05/02	03/27/09		4,744.526	65,000.00	88,295.63	23,295.63-L	.00
						TOTAL-LONG	4,744.526	65,000.00	88,295.63	23,295.63-	.00
ASSET 04621X108 ASSURANT INC											
830	660	40463-00001	00000	10/25/05	05/08/09		7.000	174.26	262.64	88.38-L	.00
830	660	40463-00001	00000	10/21/05	05/08/09		22.000	547.68	820.56	272.88-L	.00
						TOTAL-LONG	29.000	721.94	1,083.20	361.26-	.00
ASSET 052769106 AUTODESK INC											
830	660	40366-00001	00000	05/05/08	02/02/09		25.000	410.27	965.62	555.35-S	.00
830	660	40366-00001	00000	07/18/08	02/02/09		35.000	574.39	1,234.88	660.49-S	.00
830	660	40366-00001	00000	07/02/08	02/02/09		5.000	82.05	169.52	87.47-S	.00
						TOTAL-SHORT	65.000	1,066.71	2,370.02	1,303.31-	.00
ASSET 053332102 AUTOZONE INC											
830	660	40441-00001	00000	07/25/08	04/16/09		8.000	1,302.78	1,040.66	262.12 S	.00
830	660	40552-00001	00000	07/25/08	08/05/09		7.000	1,016.02	910.57	105.45 L	.00
830	880	40604-00002	00000	03/13/09	09/28/09		146.000	20,818.10	23,521.77	2,703.67-S	.00
						TOTAL-SHORT	161.000	23,136.90	25,473.00	2,441.55-	.00
						TOTAL-LONG				105.45	.00
ASSET 05874B107 BALLY TECHNOLOGIES INC											
830	672	40582-00003	00000	06/26/09	09/03/09		15.000	587.46	445.47	141.99 S	.00
830	672	40596-00001	00000	06/26/09	09/18/09		10.000	378.03	296.98	81.05 S	.00
						TOTAL-SHORT	25.000	965.49	742.45	223.04	.00
ASSET 060505104 BANK OF AMERICA CORP											
830	880	40356-00001	00000	04/05/02	01/21/09		990.000	5,874.43	34,184.70	28,310.27-L	.00
830	880	40356-00001	00000	08/02/02	01/21/09		400.000	2,373.51	12,638.00	10,264.49-L	.00

REPORT: TMS-TX-23
 BANK 21 PNC BANK (21)
 REGION 10 PITTSBURGH
 OFFICE 001 C & E

GAIN/LOSS FEDERAL REPORT INTERNAL USE ONLY
 ACCOUNT 0564345 ROCKWELL FOUNDATION
 FROM: 01/01/09 TO: 12/31/09

PAGE: 10
 RUN DATE: 04/19/10

TAX CODE	OR-OFF SERIAL	SEQ LOT#	ACQUIRED	TRADE	UNITS	PROCEEDS	TAX COST	FEDERAL G/L	STATE G/L
ASSET 060505104 (CONT'D)									
TOTAL-LONG					1,390.000	8,247.94	46,822.70	38,574.76-	.00
ASSET 067383109 BARD C R INC									
830	880	40436-00001	00000	12/28/04	186.000	14,113.06	11,909.58	2,203.48 L	.00
830	880	40454-00003	00000	12/28/04	344.000	24,612.12	22,026.32	2,585.80 L	.00
830	640	40554-00001	00000	11/10/08	22.000	1,613.88	1,934.93	321.05-S	.00
TOTAL-SHORT					552.000	40,339.06	35,870.83	321.05-	.00
TOTAL-LONG							4,789.28		.00
ASSET 075887109 BECTON DICKINSON & CO									
830	660	40546-00001	00000	11/21/08	16.000	1,104.49	948.61	155.88 S	.00
830	880	40547-00002	00000	03/24/08	272.000	17,718.09	24,209.36	6,491.27-L	.00
830	880	40577-00002	00000	03/24/08	198.000	13,527.09	17,622.99	4,095.90-L	.00
830	880	40577-00002	00000	01/16/09	163.000	11,135.94	11,788.73	652.79-S	.00
TOTAL-SHORT					649.000	43,485.61	54,569.69	496.91-	.00
TOTAL-LONG							10,587.17-		.00
ASSET 084423102 WR BERKLEY CORP									
830	660	40661-00001	00000	11/27/07	9.000	220.40	261.04	40.64-L	.00
830	660	40661-00001	00000	05/12/08	29.000	710.19	786.86	76.67-L	.00
830	660	40661-00001	00000	10/28/09	3.000	73.47	75.03	1.56-S	.00
TOTAL-SHORT					41.000	1,004.06	1,122.93	1.56-	.00
TOTAL-LONG							117.31-		.00
ASSET 086516101 BEST BUY CO INC									
830	880	40524-00001	00000	04/13/09	687.000	21,492.65	28,028.84	6,536.19-S	.00
TOTAL-SHORT					687.000	21,492.65	28,028.84	6,536.19-	.00
ASSET 089302103 BIG LOTS INC									
830	671	40428-00001	00000	10/14/08	47.000	1,035.47	1,105.59	70.12-S	.00
TOTAL-SHORT					47.000	1,035.47	1,105.59	70.12-	.00
ASSET 090576602 BIO REFERENCE LABS INC									
830	671	40476-00001	00000	04/03/09	3.000	75.01	69.85	5.16 S	.00
830	672	40512-00014	00000	04/03/09	53.000	1,657.56	1,233.93	423.63 S	.00

REPORT: TMS-TX-23
 BANK 21 PNC BANK (21)
 REGION 10 PITTSBURGH
 OFFICE 001 C & E

GAIN/LOSS FEDERAL REPORT INTERNAL USE ONLY
 ACCOUNT 0564345 ROCKWELL FOUNDATION
 FROM: 01/01/09 TO: 12/31/09

PAGE: 11
 RUN DATE: 04/19/10

TAX CODE	OR-OFF SERIAL	SEQ LOT#	DATES ACQUIRED	TRADE	UNITS	PROCEEDS	TAX COST	FEDERAL G/L	STATE G/L
ASSET 09057G602 (CONT'D)									
TOTAL-SHORT									
ASSET	093671105	BLOCK H & R	INC						
830	660	40542-00001	00000	02/22/07	07/28/09	149.46	202.07	52.61-L	.00
830	660	40542-00001	00000	06/08/07	07/28/09	747.29	998.55	251.26-L	.00
830	660	40542-00001	00000	04/19/07	07/28/09	498.20	654.64	156.44-L	.00
830	660	40602-00003	00000	04/19/07	09/24/09	266.22	327.32	61.10-L	.00
830	660	40602-00003	00000	03/16/07	09/24/09	532.44	626.65	94.21-L	.00
830	660	40602-00003	00000	04/02/09	09/24/09	585.69	589.34	3.65-S	.00
TOTAL-SHORT						2,779.30	3,398.57	3.65-	.00
TOTAL-LONG						615.62-			.00
ASSET 099724106 BORG WARNER INC.									
830	660	40378-00003	00000	04/03/08	02/11/09	294.81	669.04	374.23-S	.00
830	660	40378-00003	00000	07/27/07	02/11/09	196.55	422.50	225.95-L	.00
830	660	40378-00003	00000	03/20/08	02/11/09	98.27	211.10	112.83-S	.00
TOTAL-SHORT						589.63	1,302.64	487.06-	.00
TOTAL-LONG						225.95-			.00
ASSET 125269100 CF INDUSTRIES HOLDINGS INC									
830	640	40392-00002	00000	07/18/07	02/26/09	1,718.02	1,773.10	55.08-L	.00
830	640	40406-00001	00000	07/18/07	03/12/09	1,780.07	1,773.09	6.98 L	.00
TOTAL-LONG						3,498.09	3,546.19	48.10-	.00
ASSET 12673P105 CA INC									
830	660	40505-00001	00000	02/03/09	06/19/09	618.46	637.50	19.04-S	.00
830	660	40554-00001	00000	02/03/09	08/07/09	130.49	106.25	24.24 S	.00
830	660	40554-00001	00000	12/29/08	08/07/09	1,391.87	1,127.27	264.60 S	.00
TOTAL-SHORT						2,140.82	1,871.02	269.80	.00
ASSET 127097103 CABOT OIL & GAS CORP COM									
830	660	40499-00001	00000	02/02/09	06/15/09	1,412.90	1,097.54	315.36 S	.00

REPORT: TMS-TX-23
 BANK 21 PNC BANK (21)
 REGION 10 PITTSBURGH
 OFFICE 001 C & E

GAIN/LOSS FEDERAL REPORT INTERNAL USE ONLY
 ACCOUNT 0564345 ROCKWELL FOUNDATION
 FROM: 01/01/09 TO: 12/31/09

PAGE: 12
 RUN DATE: 04/19/10

TAX CODE	OR-OFF	SERIAL	SEQ	LOT#	ACQUIRED	TRADE	UNITS	PROCEEDS	TAX COST	FEDERAL G/L	STATE G/L	
ASSET 127097103 (CONT'D)							41.000	1,412.90	1,097.54	315.36	.00	
TOTAL-SHORT												
ASSET 127190304 CACI INTL INC							34.000	1,402.25	1,200.79	201.46 S	.00	
830	672	40512-00018	00000	04/21/09	06/26/09	34.000	1,402.25	1,200.79	201.46	.00		
TOTAL-SHORT												
ASSET 12811R104 CALAMOS ASSET MGMT INC							30.000	207.99	812.99	605.00-L	.00	
830	690	40346-00001	00000	02/02/07	01/13/09	30.000	207.99	812.99	605.00-L	.00		
TOTAL-LONG												
ASSET 134429109 CAMPBELL SOUP CO							35.000	879.87	1,263.56	383.69-L	.00	
830	660	40450-00001	00000	12/17/07	04/27/09	15.000	377.09	526.77	149.68-S	.00		
830	660	40450-00001	00000	07/21/08	04/27/09	27.000	678.75	774.28	95.53-S	.00		
830	660	40450-00001	00000	02/23/09	04/27/09	77.000	1,935.71	2,564.61	245.21-L	.00		
TOTAL-SHORT												
TOTAL-LONG												
ASSET 139594105 CAPELLA EDUCATION CO							16.000	930.85	933.21	2.36-S	.00	
830	672	40512-00019	00000	02/19/09	06/26/09	8.000	465.43	404.79	60.64 S	.00		
830	672	40512-00019	00000	03/25/09	06/26/09	24.000	1,396.28	1,338.00	58.28	.00		
TOTAL-SHORT												
ASSET 143130102 CARMAX INC							135.000	1,747.45	2,056.41	308.96-S	.00	
830	690	40449-00001	00000	09/22/08	04/24/09	135.000	1,747.45	2,056.41	308.96-S	.00		
TOTAL-SHORT												
ASSET 150870103 CELANESE CORP-SERIES A							45.000	928.08	854.37	73.71 S	.00	
830	660	40507-00002	00000	05/15/09	06/23/09	8.000	164.99	137.58	27.41 S	.00		
830	660	40507-00002	00000	04/15/09	06/23/09	220.000	6,001.78	4,487.78	1,514.00 S	.00		
830	880	40560-00003	00000	05/29/09	08/13/09	52.000	1,532.13	894.26	637.87 S	.00		
830	660	40650-00002	00000	04/15/09	11/10/09							

REPORT: TMS-TX-23
 BANK 21 PNC BANK (21)
 REGION 10 PITTSBURGH
 OFFICE 001 C & E

GAIN/LOSS FEDERAL REPORT INTERNAL USE ONLY
 ACCOUNT 0564345 ROCKWELL FOUNDATION
 FROM: 01/01/09 TO: 12/31/09

PAGE: 13
 RUN DATE: 04/19/10

TAX CODE	OR-OFF SERIAL	SEQ LOT#	ACQUIRED	TRADE	DATES	UNITS	PROCEEDS	TAX COST	FEDERAL G/L	STATE G/L
ASSET	150870103	(CONT'D)								
		TOTAL-SHORT				325.000	8,626.98	6,373.99	2,252.99	.00
ASSET	15135B101	CENTENE CORP								
830	672	40534-00002	00000	06/26/09	07/20/09	25.000	447.05	509.16	62.11-S	.00
		TOTAL-SHORT				25.000	447.05	509.16	62.11-	.00
ASSET	153435102	CENTRAL EUROPEAN DISTR CORP								
830	671	40384-00001	00000	12/20/07	02/18/09	35.000	370.18	1,943.96	1,573.78-L	.00
830	671	40384-00001	00000	01/16/09	02/18/09	25.000	264.42	472.25	207.83-S	.00
		TOTAL-SHORT				60.000	634.60	2,416.21	207.83-	.00
		TOTAL-LONG							1,573.78-	.00
ASSET	156700106	CENTURYTEL INC								
833	660	40520-00001	00000	05/26/06	07/09/09	.320	9.50	9.44	.06 L	.00
		TOTAL-LONG				.320	9.50	9.44	.06	.00
ASSET	159864107	CHARLES RIV LABORATORIES INTL INC								
830	660	40374-00001	00000	12/08/08	02/10/09	48.000	1,327.38	1,108.15	219.23 S	.00
		TOTAL-SHORT				48.000	1,327.38	1,108.15	219.23	.00
ASSET	16115Q308	CHART INDUSTRIES INC								
830	671	40385-00002	00000	06/13/08	02/19/09	41.000	279.04	1,807.53	1,528.49-S	.00
		TOTAL-SHORT				41.000	279.04	1,807.53	1,528.49-	.00
ASSET	162825103	CHECKPOINT SYSTEMS INC								
830	690	40602-00006	00000	06/29/05	09/24/09	8.000	128.24	140.74	12.50-L	.00
		TOTAL-LONG				8.000	128.24	140.74	12.50-	.00
ASSET	171232101	CHUBB CORP								
830	880	40407-00004	00000	11/26/07	03/13/09	237.000	8,864.91	12,281.25	3,416.34-L	.00

REPORT: TMS-TX-23
 BANK 21 PNC BANK (21)
 REGION 10 PITTSBURGH
 OFFICE 001 C & E

GAIN/LOSS FEDERAL REPORT INTERNAL USE ONLY
 ACCOUNT 0564345 ROCKWELL FOUNDATION
 FROM: 01/01/09 TO: 12/31/09

PAGE: 14
 RUN DATE: 04/19/10

TAX CODE	OR-OFF ASSET	SERIAL	SEQ LOT#	DATES ACQUIRED	TRADE	UNITS	PROCEEDS	TAX COST	FEDERAL G/L	STATE G/L
	ASSET 171232101			(CONT'D)						
	TOTAL-LONG									
						237.000	8,864.91	12,281.25	3,416.34-	.00
	TOTAL-SHORT									
						870.000	16,212.90	18,944.85	2,731.95-L	.00
						729.000	13,585.30	14,562.28	976.98-L	.00
	TOTAL-LONG									
						1,599.000	29,798.20	33,507.13	3,708.93-	.00
	TOTAL-SHORT									
						28.000	1,095.35	833.96	261.39 S	.00
						8.000	312.96	219.41	93.55 S	.00
	TOTAL-LONG									
						36.000	1,408.31	1,053.37	354.94	.00
	TOTAL-SHORT									
						337.000	19,425.63	18,236.55	1,189.08 S	.00
						165.000	9,375.97	8,928.88	447.09 S	.00
						147.000	8,353.13	7,827.50	525.63 S	.00
	TOTAL-LONG									
						649.000	37,154.73	34,992.93	2,161.80	.00
	TOTAL-SHORT									
						61.000	1,993.12	2,146.24	153.12-L	.00
	TOTAL-LONG									
						61.000	1,993.12	2,146.24	153.12-	.00
	TOTAL-LONG									
						42.000	2,017.92	1,973.83	44.09 L	.00
	TOTAL-LONG									
						42.000	2,017.92	1,973.83	44.09	.00
	TOTAL-LONG									
						43.000	847.71	951.20	103.49-L	.00
	TOTAL-LONG									
						43.000	847.71	951.20	103.49-	.00
	TOTAL-LONG									
						94.000	982.45	1,011.35	28.90-S	.00

REPORT: TMS-TX-23
 BANK 21 PNC BANK (21)
 REGION 10 PITTSBURGH
 OFFICE 001 C & E

GAIN/LOSS FEDERAL REPORT INTERNAL USE ONLY
 ACCOUNT 0564345 ROCKWELL FOUNDATION
 FROM: 01/01/09 TO: 12/31/09

PAGE: 15
 RUN DATE: 04/19/10

TAX CODE	OR-OFF SERIAL	SEQ LOT#	DATES	ACQUIRED	TRADE	UNITS	PROCEEDS	TAX COST	FEDERAL G/L	STATE G/L
ASSET 19239Y108 (CONT'D)						94.000	982.45	1,011.35	28.90-	.00
TOTAL-SHORT										
ASSET 194162103 COLGATE-PALMOLIVE CO						151.000	9,313.56	11,759.58	2,446.02-S	.00
830	880	40458-00003	00000	08/08/08	05/05/09	177.000	10,917.22	13,640.51	2,723.29-L	.00
830	880	40458-00003	00000	02/26/08	05/05/09					
TOTAL-SHORT						328.000	20,230.78	25,400.09	2,446.02-	.00
TOTAL-LONG									2,723.29-	.00
ASSET 200525103 COMMERCE BANCSHARES INC						5.950	169.70	269.28	99.58-L	.00
830	660	40401-00003	00000	07/01/05	03/09/09	11.000	313.73	478.31	164.58-L	.00
830	660	40401-00003	00000	11/28/06	03/09/09	1.050	29.95	43.04	13.09-L	.00
830	660	40401-00003	00000	02/15/08	03/09/09	1.050	32.51	31.66	.85 L	.00
830	660	40492-00001	00000	07/01/05	06/08/09	19.950	617.69	817.84	200.15-L	.00
830	660	40492-00002	00000	02/15/08	06/08/09	7.000	216.73	232.50	15.77-L	.00
830	660	40492-00002	00000	08/09/07	06/08/09	2.000	61.92	.01	61.91 L	.00
830	660	40492-00002	00000	07/01/05	06/08/09					
TOTAL-SHORT						48.000	1,442.23	1,872.64	430.41-	.00
TOTAL-LONG										
ASSET 203372107 COMMSCOPE INC						15.000	275.48	756.85	481.37-S	.00
830	660	40443-00001	00000	05/09/08	04/20/09	20.000	367.30	1,003.50	636.20-S	.00
830	660	40443-00001	00000	07/21/08	04/20/09	1.000	18.36	40.76	22.40-S	.00
830	660	40443-00001	00000	04/25/08	04/20/09	19.000	500.19	774.35	274.16-L	.00
830	660	40685-00001	00000	04/25/08	12/16/09	26.000	684.46	1,041.34	356.88-L	.00
830	660	40685-00001	00000	04/21/08	12/16/09					
TOTAL-SHORT						81.000	1,845.79	3,616.80	1,139.97-	.00
TOTAL-LONG									631.04-	.00
ASSET 20452A108 COMPELLENT TECHNOLOGIES INC						30.000	586.97	451.10	135.87 S	.00
830	672	40640-00001	00000	06/26/09	11/03/09					
TOTAL-SHORT						30.000	586.97	451.10	135.87	.00
ASSET 205826209 COMTECH TELECOMMUNICATIONS CORP						38.000	1,168.57	1,508.13	339.56-L	.00
830	672	40512-00026	00000	05/08/07	06/26/09					

REPORT: TMS-TX-23
 BANK 21 PNC BANK (21)
 REGION 10 PITTSBURGH
 OFFICE 001 C & E

GAIN/LOSS FEDERAL REPORT INTERNAL USE ONLY
 ACCOUNT 0564345 ROCKWELL FOUNDATION
 FROM: 01/01/09 TO: 12/31/09

PAGE: 16
 RUN DATE: 04/19/10

TAX CODE	OR-OFF SERIAL	SEQ LOT#	ACQUIRED	TRADE	DATES	UNITS	PROCEEDS	TAX COST	FEDERAL G/L	STATE G/L	
ASSET 205826209 (CONT'D)						TOTAL-LONG	38.000	1,168.57	1,508.13	339.56-	.00
ASSET 205887102 CONAGRA FOODS INC											
830	660	40618-00003	00000	10/19/07	10/09/09	20.000	426.39	487.15	60.76-L	.00	
830	660	40618-00003	00000	11/28/07	10/09/09	35.000	746.17	843.38	97.21-L	.00	
830	660	40618-00003	00000	10/29/07	10/09/09	45.000	959.37	1,070.83	111.46-L	.00	
TOTAL-LONG						100.000	2,131.93	2,401.36	269.43-	.00	
ASSET 222862104 COVENTRY HEALTH CARE INC											
830	660	40395-00002	00000	12/27/05	03/03/09	12.000	107.09	685.17	578.08-L	.00	
TOTAL-LONG						12.000	107.09	685.17	578.08-	.00	
ASSET 228903100 CRYOLIFE INC											
830	671	40350-00001	00000	10/16/08	01/14/09	90.000	717.60	1,108.11	390.51-S	.00	
TOTAL-SHORT						90.000	717.60	1,108.11	390.51-	.00	
ASSET 232577205 CYNOSURE INC CLASS A											
830	671	40352-00006	00000	11/09/07	01/16/09	60.000	429.75	1,891.74	1,461.99-L	.00	
830	671	40352-00006	00000	07/29/08	01/16/09	10.000	71.62	229.40	157.78-S	.00	
TOTAL-SHORT						70.000	501.37	2,121.14	1,57.78-	.00	
TOTAL-LONG						70.000	501.37	2,121.14	1,461.99-	.00	
ASSET 233293109 DPL INC											
830	660	40412-00002	00000	09/27/06	03/18/09	28.000	605.84	772.24	166.40-L	.00	
830	660	40412-00002	00000	07/03/06	03/18/09	9.000	194.74	245.18	50.44-L	.00	
830	660	40511-00003	00000	07/03/06	06/25/09	35.000	823.78	953.50	129.72-L	.00	
TOTAL-LONG						72.000	1,624.36	1,970.92	346.56-	.00	
ASSET 239359102 DAWSON GEOPHYSICAL CO											
830	671	40371-00001	00000	11/12/07	02/05/09	26.000	427.70	1,994.00	1,566.30-L	.00	

REPORT: TMS-TX-23
 BANK 21 PNC BANK (21)
 REGION 10 PITTSBURGH
 OFFICE 001 C & E

GAIN/LOSS FEDERAL REPORT INTERNAL USE ONLY
 ACCOUNT 0564345 ROCKWELL FOUNDATION
 FROM: 01/01/09 TO: 12/31/09

PAGE: 17
 RUN DATE: 04/19/10

TAX CODE	OR-OFF SERIAL	SEQ LOT#	DATES	ACQUIRED	TRADE	UNITS	PROCEEDS	TAX COST	FEDERAL G/L	STATE G/L
	ASSET 239359102	(CONT'D)	TOTAL-LONG			26.000	427.70	1,994.00	1,566.30	.00
830	ASSET 243537107	DECKERS OUTDOOR CORP				13.000	769.65	517.26	252.39	.00
	671	40434-00001	00000	04/05/06	04/08/09	13.000	769.65	517.26	252.39	.00
	ASSET 24702R101	DELL INC				122.000	1,571.38	3,130.95	1,559.57	.00
830	640	40534-00001	00000	08/27/08	07/20/09	122.000	1,571.38	3,130.95	1,559.57	.00
	ASSET 249030107	DENTSPLY INTERNATIONAL INC				54.000	1,830.89	2,035.00	204.11	.00
830	640	40652-00002	00000	09/29/08	11/13/09	54.000	1,830.89	2,035.00	204.11	.00
	ASSET 25179M103	DEVON ENERGY CORP NEW				360.000	17,314.61	35,945.75	18,631.14	.00
830	880	40386-00002	00000	03/24/08	02/20/09	360.000	17,314.61	35,945.75	18,631.14	.00
	ASSET 25470F104	DISCOVERY COMMUNICATIONS				777.000	21,367.73	13,852.75	7,514.98	.00
830	880	40639-00001	00000	04/03/09	11/02/09	693.000	18,936.29	12,355.15	6,581.14	.00
830	880	40640-00001	00000	04/03/09	11/03/09	1,470.000	40,304.02	26,207.90	14,096.12	.00
	ASSET 254709108	DISCOVER FINANCIAL W/I				115.000	1,419.90	1,215.92	203.98	.00
830	660	40549-00001	00000	06/29/09	08/04/09	115.000	1,419.90	1,215.92	203.98	.00
	ASSET 256746108	DOLLAR TREE INC				123.000	5,103.20	4,654.62	448.58	.00
830	880	40456-00002	00000	11/12/08	05/01/09	123.000	5,103.20	4,654.62	448.58	.00

REPORT: TMS-TX-23
 BANK 21 PNC BANK (21)
 REGION 10 PITTSBURGH
 OFFICE 001 C & E

GAIN/LOSS FEDERAL REPORT INTERNAL USE ONLY
 ACCOUNT 0564345 ROCKWELL FOUNDATION
 FROM: 01/01/09 TO: 12/31/09

PAGE: 18
 RUN DATE: 04/19/10

TAX CODE	OR-OFF SERIAL	SEQ LOT#	DATES ACQUIRED	TRADE	UNITS	PROCEEDS	TAX COST	FEDERAL G/L	STATE G/L
	ASSET 256746108	(CONT'D)			123.000	5,103.20	4,654.62	448.58	.00
	TOTAL-SHORT								
830	ASSET 26483E100	DUN & BRADSTREET CORP NEW	00000 07/19/07	06/17/09	25.000	2,021.29	2,644.25	622.96-L	.00
	TOTAL-LONG				25.000	2,021.29	2,644.25	622.96-	.00
830	ASSET 26817C101	DYNACORP INTERNATIONAL INC A	00000 06/16/09	06/26/09	79.000	1,249.95	1,332.02	82.07-S	.00
	TOTAL-SHORT				79.000	1,249.95	1,332.02	82.07-	.00
830	ASSET 26873N108	EMS TECHNOLOGIES INC	00000 06/26/09	11/05/09	70.000	925.20	1,321.42	396.22-S	.00
	TOTAL-SHORT				70.000	925.20	1,321.42	396.22-	.00
830	ASSET 26875P101	EOG RES INC	00000 06/23/08	03/30/09	8.000	451.92	1,068.12	616.20-S	.00
	TOTAL-SHORT				8.000	451.92	1,068.12	616.20-S	.00
830	660 40422-00001	00000 06/24/08	03/30/09		5.000	282.45	662.86	380.41-S	.00
830	660 40422-00001	00000 06/24/08	04/01/09		5.000	286.25	662.85	376.60-S	.00
830	660 40426-00003	00000 09/25/08	04/01/09		10.000	572.51	964.45	391.94-S	.00
830	660 40426-00003	00000 10/14/08	04/01/09		10.000	572.50	749.90	177.40-S	.00
	TOTAL-SHORT				38.000	2,165.63	4,108.18	1,942.55-	.00
830	ASSET 26884L109	EQT CORPORATION	00000 05/07/08	02/19/09	5.000	161.17	347.95	186.78-S	.00
	TOTAL-LONG				13.000	419.03	682.28	263.25-L	.00
830	660 40385-00001	00000 10/02/07	02/19/09		12.000	505.79	629.80	124.01-L	.00
830	660 40595-00001	00000 10/02/07	09/17/09		20.000	842.98	1,027.64	184.66-L	.00
	TOTAL-SHORT				50.000	1,928.97	2,687.67	186.78-	.00
	TOTAL-LONG							571.92-	.00
830	ASSET 270321102	EARTHINK INC	00000 03/04/09	06/26/09	166.000	1,238.59	1,048.72	189.87 S	.00

REPORT: TMS-TX-23
 BANK 21 PNC BANK (21)
 REGION 10 PITTSBURGH
 OFFICE 001 C & E

GAIN/LOSS FEDERAL REPORT INTERNAL USE ONLY
 ACCOUNT 0564345 ROCKWELL FOUNDATION
 FROM: 01/01/09 TO: 12/31/09

PAGE: 19
 RUN DATE: 04/19/10

TAX CODE	OR-OFF SERIAL	SEQ LOT#	ACQUIRED	TRADE	UNITS	PROCEEDS	TAX COST	FEDERAL G/L	STATE G/L
ASSET 270321102 (CONT'D)									
TOTAL-SHORT									
ASSET 27579R104	EAST WEST BANCORP INC								
830	690	40611-00001	00000	05/09/08	10/05/09	166.000	1,238.59	189.87	.00
830	690	40611-00001	00000	05/06/09	10/05/09	80.000	718.56	386.15-L	.00
830	690	40611-00001	00000	09/24/09	10/05/09	10.000	89.82	2.15-S	.00
						8.000	71.86	4.50 S	.00
TOTAL-SHORT									
TOTAL-LONG									
ASSET 278865100	ECOLAB INC								
830	660	40339-00001	00000	12/22/08	01/06/09	166.000	1,238.59	189.87	.00
TOTAL-SHORT									
ASSET 29100P102	EMERGENCY MEDICAL SERVICES A								
830	672	40512-00035	00000	01/16/09	06/26/09	80.000	718.56	386.15-L	.00
830	672	40512-00035	00000	11/24/08	06/26/09	10.000	89.82	2.15-S	.00
830	672	40512-00035	00000	04/01/09	06/26/09	8.000	71.86	4.50 S	.00
TOTAL-SHORT									
TOTAL-LONG									
ASSET 291011104	EMERSON ELECTRIC CO								
830	880	40420-00003	00000	06/03/08	03/26/09	80.000	718.56	386.15-L	.00
830	880	40420-00003	00000	06/17/08	03/26/09	10.000	89.82	2.15-S	.00
830	640	40629-00003	00000	04/02/09	10/21/09	8.000	71.86	4.50 S	.00
TOTAL-SHORT									
TOTAL-LONG									
ASSET 29266R108	ENERGIZER HLDGS INC								
830	660	40616-00002	00000	02/12/08	10/07/09	166.000	1,238.59	189.87	.00
TOTAL-SHORT									
TOTAL-LONG									
ASSET 29364G103	ENERGY CORP NEW								
830	660	40505-00002	00000	09/23/08	06/19/09	13.000	1,012.98	157.01-S	.00
830	660	40587-00001	00000	09/23/08	09/09/09	7.000	552.62	77.38-S	.00
830	660	40587-00001	00000	03/03/06	09/09/09	16.000	1,263.13	121.43 L	.00
830	660	40617-00001	00000	03/03/06	10/08/09	10.000	789.72	76.15 L	.00
830	660	40617-00001	00000	02/06/06	10/08/09	15.000	1,184.59	142.44 L	.00

REPORT: TMS-TX-23
 BANK 21 PNC BANK (21)
 REGION 10 PITTSBURGH
 OFFICE 001 C & E

GAIN/LOSS FEDERAL REPORT INTERNAL USE ONLY
 ACCOUNT 0564345 ROCKWELL FOUNDATION
 FROM: 01/01/09 TO: 12/31/09

PAGE: 20
 RUN DATE: 04/19/10

TAX CODE	OR-OFF	SERIAL	SEQ LOT#	DATES ACQUIRED	TRADE	UNITS	PROCEEDS	TAX COST	G A I N / L O S S		STATE
									FEDERAL G/L	STATE G/L	
ASSET 297178105 ESSEX PPTY TR INC											
830	660	40379-00002	00000	07/21/08	02/12/09	9.000	496.77	1,051.85	555.08-S		.00
830	660	40379-00002	00000	10/29/08	02/12/09	7.000	386.38	664.82	278.44-S		.00
TOTAL-SHORT						16.000	883.15	1,716.67	833.52-		.00
TOTAL-LONG											
ASSET 302301106 EZCORP INC											
CLASS A NON VOTING											
830	672	40512-00036	00000	04/11/06	06/26/09	93.000	981.46	988.44	6.98-L		.00
TOTAL-SHORT						93.000	981.46	988.44	6.98-		.00
TOTAL-LONG											
ASSET 30231G102 EXXON MOBIL CORP											
830	880	40454-00004	00000	10/23/92	04/29/09	275.000	18,770.03	4,277.97	14,492.06 L		.00
830	880	40498-00003	00000	10/23/92	06/12/09	197.000	14,520.60	3,064.58	11,456.02 L		.00
830	880	40549-00003	00000	10/23/92	08/04/09	115.000	8,075.82	1,788.97	6,286.85 L		.00
830	880	40560-00004	00000	10/23/92	08/13/09	154.000	10,531.68	2,395.66	8,136.02 L		.00
TOTAL-SHORT						741.000	51,898.13	11,527.18	40,370.95		.00
TOTAL-LONG											
ASSET 302571104 FPL GROUP INC											
830	880	40668-00005	00000	05/29/09	12/01/09	460.000	24,285.35	25,866.58	1,581.23-S		.00
TOTAL-SHORT						460.000	24,285.35	25,866.58	1,581.23-		.00
TOTAL-LONG											
ASSET 302941109 FTI CONSULTING INC											
830	672	40512-00037	00000	05/15/08	06/26/09	5.000	252.40	318.81	66.41-L		.00
830	672	40549-00002	00000	05/15/08	08/04/09	10.000	512.99	637.61	124.62-L		.00
830	672	40553-00001	00000	05/15/08	08/06/09	14.000	615.42	892.65	277.23-L		.00
TOTAL-SHORT						29.000	1,380.81	1,849.07	468.26-		.00
TOTAL-LONG											
ASSET 303075105 FACTSET RESH SYS INC											
830	880	40360-00002	00000	02/26/08	01/27/09	60.000	2,380.55	3,276.90	896.35-S		.00
830	880	40360-00002	00000	08/15/06	01/27/09	800.000	31,740.62	35,497.04	3,756.42-L		.00
830	672	40512-00038	00000	11/17/08	06/26/09	26.000	1,286.19	972.38	313.81 S		.00
830	640	40559-00001	00000	06/28/07	08/12/09	25.000	1,385.51	1,708.87	323.36-L		.00
830	640	40559-00001	00000	12/29/08	08/12/09	26.000	1,440.94	1,094.69	346.25 S		.00

TAX CODE	OR-OFF SERIAL	SEQ LOT#	DATES ACQUIRED	TRADE	UNITS	PROCEEDS	TAX COST	FEDERAL G/L	STATE G/L
		TOTAL-SHORT			937.000	38,233.81	42,549.88	236.29-	.00
		TOTAL-LONG						4,079.78-	.00
ASSET 830	311900104	FASTENAL CO							
	640	40449-00001	00000	08/19/08 04/24/09	61.000	2,161.16	3,057.38	896.22-S	.00
		TOTAL-SHORT			61.000	2,161.16	3,057.38	896.22-	.00
ASSET 830	313747206	FEDERAL REALTY INVT TRUST SH BEN INT NEW REIT							
	660	40441-00002	00000	03/17/09 04/16/09	14.000	757.21	613.82	143.39 S	.00
		TOTAL-SHORT			14.000	757.21	613.82	143.39	.00
ASSET 830	316773100	FIFTH THIRD BANCORP							
	660	40381-00001	00000	11/17/08 02/17/09	115.000	202.16	1,087.33	885.17-S	.00
		TOTAL-SHORT			115.000	202.16	1,087.33	885.17-	.00
ASSET 830	337932107	FIRSTENERGY CORP							
	880	40407-00006	00000	09/26/06 03/13/09	760.000	27,465.33	42,504.52	15,039.19-L	.00
	830	40518-00001	00000	02/01/07 07/01/09	2.000	78.54	121.08	42.54-L	.00
	830	40518-00001	00000	07/01/05 07/01/09	19.000	746.13	924.54	178.41-L	.00
		TOTAL-LONG			781.000	28,290.00	43,550.14	15,260.14-	.00
ASSET 830	343412102	FLUOR CORP							
	640	40653-00006	00000	07/26/07 11/16/09	44.000	1,965.38	2,484.50	519.12-L	.00
		TOTAL-LONG			44.000	1,965.38	2,484.50	519.12-	.00
ASSET 830	345370860	FORD MOTOR COMPANY							
	660	40510-00001	00000	05/15/09 06/24/09	153.000	879.73	818.55	61.18 S	.00
	830	40510-00001	00000	04/23/09 06/24/09	11.000	63.25	48.40	14.85 S	.00
	830	40513-00003	00000	04/23/09 06/29/09	242.000	1,396.30	1,064.80	331.50 S	.00
		TOTAL-SHORT			406.000	2,339.28	1,931.75	407.53	.00
ASSET 830	349631101	FORTUNE BRANDS INC							
	660	40462-00001	00000	01/25/08 05/07/09	15.000	611.09	1,032.67	421.58-L	.00
	830	40462-00001	00000	06/02/08 05/07/09	4.000	162.96	274.41	111.45-S	.00
	830	40675-00002	00000	06/02/08 12/08/09	6.000	235.87	411.62	175.75-L	.00

TAX CODE	OR-OFF SERIAL	SEQ LOT#	ACQUIRED	TRADE DATES	UNITS	PROCEEDS	TAX COST	FEDERAL G/L	STATE G/L
830	660	40675-00002	00000	04/28/08	10.000	393.11	682.33	289.22-L	.00
830	660	40675-00002	00000	02/29/08	15.000	589.66	983.95	394.29-L	.00
				TOTAL-SHORT	50.000	1,992.69	3,384.98	111.45-	.00
				TOTAL-LONG				1,280.84-	.00
ASSET 354613101 FRANKLIN RESOURCES INC									
830	660	40448-00002	00000	02/09/09	16.000	963.90	890.08	73.82 S	.00
830	660	40448-00002	00000	11/12/08	2.000	120.49	110.14	10.35 S	.00
830	660	40468-00002	00000	11/12/08	18.000	1,108.24	991.26	116.98 S	.00
				TOTAL-SHORT	36.000	2,192.63	1,991.48	201.15	.00
ASSET 356710857 FREEPORT MCMORAN COPPER & GOLD INC									
830	880	40560-00005	00000	05/05/09	104.000	6,812.43	5,107.62	1,704.81 S	.00
				TOTAL-SHORT	104.000	6,812.43	5,107.62	1,704.81	.00
ASSET 36203FLK9 GOVERNMENT NATL MTG ASSN POOL #347830									
828	000	40345-00002	00000	06/15/2023	18.750	18.75	18.72	.03 L	.00
828	000	40378-00002	00000	05/18/93	5,792.880	5,792.88	5,783.84	9.04 L	.00
				TOTAL-LONG	5,811.630	5,811.63	5,802.56	9.07	.00
ASSET 36203NSB5 GOVERNMENT NATL MTG ASSN POOL #354314									
828	000	40345-00004	00000	06/15/2023	125.710	125.71	125.51	.20 L	.00
828	000	40378-00004	00000	05/18/93	130.540	130.54	130.34	.20 L	.00
828	000	40405-00002	00000	05/18/93	127.310	127.31	127.11	.20 L	.00
828	000	40435-00002	00000	05/18/93	128.110	128.11	127.91	.20 L	.00
828	000	40465-00002	00000	05/18/93	128.910	128.91	128.71	.20 L	.00
828	000	40496-00002	00000	05/18/93	8,085.580	8,085.58	8,072.95	12.63 L	.00
828	000	40526-00002	00000	05/18/93	103.360	103.36	103.20	.16 L	.00
828	000	40559-00002	00000	05/18/93	104.010	104.01	103.85	.16 L	.00
828	000	40588-00002	00000	05/18/93	104.660	104.66	104.50	.16 L	.00
828	000	40618-00002	00000	05/18/93	105.310	105.31	105.15	.16 L	.00
828	000	40650-00002	00000	05/18/93	112.200	112.20	112.02	.18 L	.00
828	000	40679-00003	00000	05/18/93	106.670	106.67	106.50	.17 L	.00

TAX CODE	OR-OFF SERIAL	SEQ LOT#	ACQUIRED	TRADE	DATES	UNITS	PROCEEDS	TAX COST	FEDERAL G/L	STATE G/L
ASSET 36203NSB5 (CONT'D)										
TOTAL-LONG										
						9,362.370	9,362.37	9,347.75	14.62	.00
ASSET 36203NSP4 GOVERNMENT NATL MTG ASSN										
POOL #354326										
07.000% DUE 06/15/2023										
828	000	40345-00006	00000	05/18/93	12/31/08	44.060	44.06	43.99	.07	.00
828	000	40378-00006	00000	05/18/93	01/31/09	42.740	42.74	42.67	.07	.00
828	000	40405-00004	00000	05/18/93	02/28/09	43.790	43.79	43.72	.07	.00
828	000	40435-00004	00000	05/18/93	03/31/09	43.540	43.54	43.47	.07	.00
828	000	40465-00004	00000	05/18/93	04/30/09	49.060	49.06	48.98	.08	.00
828	000	40496-00004	00000	05/18/93	05/31/09	49.360	49.36	49.28	.08	.00
828	000	40526-00004	00000	05/18/93	06/30/09	44.310	44.31	44.24	.07	.00
828	000	40559-00004	00000	05/18/93	07/31/09	55.920	55.92	55.83	.09	.00
828	000	40588-00004	00000	05/18/93	08/31/09	50.140	50.14	50.06	.08	.00
828	000	40618-00004	00000	05/18/93	09/30/09	50.460	50.46	50.38	.08	.00
828	000	40650-00004	00000	05/18/93	10/31/09	53.410	53.41	53.33	.08	.00
828	000	40679-00005	00000	05/18/93	11/30/09	53.750	53.75	53.67	.08	.00
TOTAL-LONG										
						580.540	580.54	579.62	.92	.00

ASSET 36224SZP0 GOVERNMENT NATL MTG ASSN										
POOL #337450										
07.000% DUE 06/15/2023										
828	000	40345-00008	00000	05/18/93	12/31/08	14.620	14.62	14.60	.02	.00
828	000	40378-00008	00000	05/18/93	01/31/09	14.710	14.71	14.69	.02	.00
828	000	40405-00006	00000	05/18/93	02/28/09	15.230	15.23	15.21	.02	.00
828	000	40435-00006	00000	05/18/93	03/31/09	15.330	15.33	15.31	.02	.00
828	000	40465-00006	00000	05/18/93	04/30/09	15.430	15.43	15.41	.02	.00
828	000	40496-00006	00000	05/18/93	05/31/09	15.520	15.52	15.50	.02	.00
828	000	40526-00006	00000	05/18/93	06/30/09	15.620	15.62	15.60	.02	.00
828	000	40559-00006	00000	05/18/93	07/31/09	15.720	15.72	15.69	.03	.00
828	000	40588-00006	00000	05/18/93	08/31/09	15.810	15.81	15.78	.03	.00
828	000	40618-00006	00000	05/18/93	09/30/09	15.910	15.91	15.88	.03	.00
828	000	40650-00006	00000	05/18/93	10/31/09	16.010	16.01	15.98	.03	.00
828	000	40679-00007	00000	05/18/93	11/30/09	16.120	16.12	16.09	.03	.00

GAIN/LOSS FEDERAL REPORT INTERNAL USE ONLY

TAX CODE	OR-OFF SERIAL	SEQ LOT#	ACQUIRED	TRADE	DATES	UNITS	PROCEEDS	TAX COST	FEDERAL G/L	STATE G/L
ASSET 36224SZPO (CONT'D)						TOTAL-LONG	186.030	185.74	.29	.00
ASSET 369550108 GENERAL DYNAMICS CORP						TOTAL-SHORT	462.000	33,318.05	8,295.07-L	.00
830	880	40352-00002	00000	09/26/06	01/16/09	46.000	2,613.56	2,831.84	218.28-S	.00
830	640	40560-00002	00000	11/07/08	08/13/09	508.000	27,636.54	36,149.89	218.28-	.00
ASSET 370334104 GENERAL MILLS INC						TOTAL-LONG	20.000	1,135.55	56.17 S	.00
830	660	40339-00003	00000	01/07/08	01/06/09	20.000	1,191.72	1,135.55	56.17	.00
ASSET 37243V100 GENOPTIX INC						TOTAL-SHORT	10.000	330.25	7.06-S	.00
830	672	40512-00042	00000	10/31/08	06/26/09	10.000	323.19	330.25	7.06-S	.00
ASSET 37247A102 GENTIVA HEALTH SERVICES						TOTAL-SHORT	73.000	1,245.10	70.43-S	.00
830	672	40512-00043	00000	04/09/09	06/26/09	73.000	1,174.67	1,245.10	70.43-	.00
ASSET 375558103 GILEAD SCIENCES INC						TOTAL-LONG	152.000	3,356.92	3,652.42	.00
830	640	40378-00002	00000	07/01/05	02/11/09	44.000	2,189.48	971.74	1,217.74 L	.00
830	640	40408-00003	00000	07/01/05	03/16/09	51.000	2,275.16	1,126.34	1,148.82 L	.00
830	640	40498-00001	00000	07/01/05	06/12/09	57.000	2,544.70	1,258.84	1,285.86 L	.00
ASSET 38141G104 GOLDMAN SACHS GROUP INC						TOTAL-SHORT	69.000	6,408.24	6.88 L	.00
830	880	40392-00001	00000	09/27/04	02/26/09	71.000	12,537.72	8,966.85	3,570.87 S	.00
830	880	40657-00005	00000	04/29/09	11/18/09	140.000	18,945.96	15,368.21	3,570.87	.00
ASSET 38259P508 GOOGLE INC-CL A						TOTAL-LONG	2.000	581.12	503.94 L	.00
830	640	40636-00002	00000	07/01/05	10/28/09	2.000	1,085.06	581.12	503.94 L	.00

REPORT: TMS-TX-23
 BANK 21 PNC BANK (21)
 REGION 10 PITTSBURGH
 OFFICE 001 C & E

GAIN/LOSS FEDERAL REPORT INTERNAL USE ONLY
 ACCOUNT 0564345 ROCKWELL FOUNDATION
 FROM: 01/01/09 TO: 12/31/09

PAGE: 25
 RUN DATE: 04/19/10

TAX CODE	OR-OFF ASSET	SERIAL SEQ	LOT# ACQUIRED	TRADE DATE	UNITS	PROCEEDS	TAX COST	FEDERAL G/L	STATE G/L
					2.000	1,085.06	581.12	503.94	.00
					28.000	305.28	566.28	261.00-S	.00
					57.000	653.87	1,152.79	498.92-S	.00
					87.000	998.00	538.82	459.18 S	.00
					172.000	1,957.15	2,257.89	300.74-	.00
					19.000	1,210.85	1,656.41	445.56-S	.00
					20.000	1,274.57	1,587.41	312.84-L	.00
					39.000	2,485.42	3,243.82	445.56-	.00
								312.84-	.00
					41.000	927.97	989.90	61.93-S	.00
					41.000	927.97	989.90	61.93-	.00
					42.000	810.34	1,353.39	543.05-S	.00
					4.000	77.18	108.77	31.59-S	.00
					26.000	457.46	707.04	249.58-S	.00
					28.000	492.65	643.88	151.23-S	.00
					100.000	1,837.63	2,813.08	975.45-	.00
					21.000	1,175.55	1,163.49	12.06 S	.00
					21.000	1,175.55	1,163.49	12.06	.00
					1,880.243	65,000.00	50,766.56	14,233.44 L	.00

REPORT: TMS-TX-23
 BANK 21 PNC BANK (21)
 REGION 10 PITTSBURGH
 OFFICE 001 C & E

GAIN/LOSS FEDERAL REPORT INTERNAL USE ONLY
 ACCOUNT 0564345 ROCKWELL FOUNDATION
 FROM: 01/01/09 TO: 12/31/09

PAGE: 26
 RUN DATE: 04/19/10

TAX CODE	OR-OFF SERIAL	SEQ LOT#	DATES ACQUIRED	TRADE	UNITS	PROCEEDS	TAX COST	FEDERAL G/L	STATE G/L
ASSET 411511306 (CONT'D)									
TOTAL-LONG									
ASSET	415864107	HARSCO CORP	00000	06/29/05	09/24/09				
830	690	40602-00009	00000	06/29/05	09/24/09	136.00	110.48	25.52 L	.00
TOTAL-LONG									
ASSET	418056107	HASBRO INC	00000	08/08/08	02/06/09				
830	880	40372-00004	00000	08/08/08	02/06/09	22,528.97	38,871.25	16,342.28-S	.00
830	880	40372-00004	00000	09/09/08	02/06/09	3,817.67	6,161.23	2,343.56-S	.00
830	660	40456-00002	00000	03/05/09	05/01/09	1,126.21	944.04	182.17 S	.00
TOTAL-SHORT									
					1,161.000	27,472.85	45,976.52	18,503.67-	.00
ASSET 42210P102 HEADWATERS INC									
830	690	40608-00002	00000	06/29/05	09/30/09	174.29	1,550.25	1,375.96-L	.00
830	690	40608-00002	00000	08/21/06	09/30/09	58.10	327.80	269.70-L	.00
830	690	40608-00002	00000	05/04/09	09/30/09	193.66	132.66	61.00 S	.00
TOTAL-SHORT									
					110.000	426.05	2,010.71	1,645.66-	.00
ASSET 42217K106 HEALTH CARE REIT INC									
830	660	40458-00003	00000	02/24/09	05/05/09	720.09	695.49	24.60 S	.00
830	660	40587-00003	00000	02/24/09	09/09/09	368.11	298.07	70.04 S	.00
830	660	40587-00003	00000	03/17/09	09/09/09	1,022.54	763.57	258.97 S	.00
TOTAL-SHORT									
					55.000	2,110.74	1,757.13	353.61	.00
ASSET 42222G108 HEALTH NET INC									
830	660	40395-00004	00000	07/01/05	03/03/09	129.47	450.48	321.01-L	.00
TOTAL-LONG									
					12.000	129.47	450.48	321.01-	.00
ASSET 423074.103 HEINZ H J CO									
830	880	40428-00005	00000	10/09/08	04/03/09	23,698.26	31,597.69	7,899.43-S	.00

REPORT: TMS-TX-23
 BANK 21 PNC BANK (21)
 REGION 10 PITTSBURGH
 OFFICE 001 C & E

GAIN/LOSS FEDERAL REPORT INTERNAL USE ONLY
 ACCOUNT 0564345 ROCKWELL FOUNDATION
 FROM: 01/01/09 TO: 12/31/09

PAGE: 27
 RUN DATE: 04/19/10

TAX CODE	OR-OFF SERIAL	SEQ LOT#	ACQUIRED	TRADE	DATES	UNITS	PROCEEDS	TAX COST	FEDERAL G/L	STATE G/L
ASSET	423074103	(CONT'D)				695.000	23,698.26	31,597.69	7,899.43-	.00
		TOTAL-SHORT								
ASSET	423452101	HELMERICH & PAYNE INC				36.000	1,459.00	1,387.28	71.72 S	.00
830	660	40688-00002	00000	10/01/09	12/21/09	36.000	1,459.00	1,387.28	71.72	.00
		TOTAL-SHORT								
ASSET	428222100	HEWITT ASSOCIATES INC				34.000	1,212.78	1,043.94	168.84 S	.00
830	660	40588-00001	00000	02/18/09	09/10/09	34.000	1,212.78	1,043.94	168.84	.00
		TOTAL-SHORT								
ASSET	428236103	HEWLETT-PACKARD CO				235.000	7,342.72	6,692.80	649.92 L	.00
830	880	40386-00003	00000	09/23/05	02/20/09	1,601.000	47,028.79	45,596.48	1,432.31 L	.00
830	880	40407-00008	00000	09/23/05	03/13/09	1,836.000	54,371.51	52,289.28	2,082.23	.00
		TOTAL-LONG								
ASSET	428291108	HEXCEL CORP				70.000	702.61	661.37	41.24 S	.00
830	672	40539-00001	00000	06/26/09	07/23/09	18.000	211.31	406.49	195.18-L	.00
830	690	40602-00010	00000	05/16/06	09/24/09	88.000	913.92	1,067.86	41.24	.00
		TOTAL-SHORT								
		TOTAL-LONG								
ASSET	44107P104	HOST HOTELS & RESORTS INC				.833	9.58	8.60	.98 S	.00
833	660	40694-00001	00000	09/11/09	12/30/09	.833	9.58	8.60	.98	.00
		TOTAL-SHORT								
ASSET	442487203	HOVNANIAN ENTERPRISES INC				35.000	56.70	2,276.40	2,219.70-L	.00
830	690	40366-00001	00000	06/29/05	02/02/09	20.000	32.40	506.09	473.69-L	.00
830	690	40366-00001	00000	04/20/07	02/02/09					

REPORT: TMS-TX-23
 BANK 21 PNC BANK (21)
 REGION 10 PITTSBURGH
 OFFICE 001 C & E

GAIN/LOSS FEDERAL REPORT INTERNAL USE ONLY
 ACCOUNT 0564345 ROCKWELL FOUNDATION
 FROM: 01/01/09 TO: 12/31/09

PAGE: 28
 RUN DATE: 04/19/10

TAX CODE	OR-OFF SERIAL	SEQ LOT#	ACQUIRED	TRADE	UNITS	PROCEEDS	TAX COST	FEDERAL G/L	STATE G/L
ASSET 442487203 (CONT'D)									
TOTAL-LONG					55.000	89.10	2,782.49	2,693.39-	.00
ASSET 443683107 HUDSON CITY BANCORP INC									
830	660	40343-00001	00000	05/27/08	40.000	581.68	706.00	124.32+S	.00
830	660	40343-00001	00000	07/10/07	13.000	189.04	155.42	33.62 L	.00
830	880	40392-00002	00000	08/08/08	481.000	5,258.94	8,997.59	3,738.65-S	.00
830	660	40415-00002	00000	07/10/07	54.000	638.39	645.59	7.20-L	.00
830	880	40577-00004	00000	08/08/08	1,559.000	19,728.17	29,162.65	9,434.48-L	.00
830	880	40577-00004	00000	10/28/08	802.000	10,148.81	13,284.25	3,135.44-S	.00
TOTAL-SHORT					2,949.000	36,545.03	52,951.50	6,998.41-	.00
TOTAL-LONG								9,408.06-	.00
ASSET 446150104 HUNTINGTON BANCSHARES INC									
830	660	40381-00002	00000	05/28/08	70.000	91.70	624.40	532.70-S	.00
TOTAL-SHORT					70.000	91.70	624.40	532.70-	.00
ASSET 449934108 IMS HEALTH INC									
MERGED 2/26/2010 @ \$22.00 P/S									
830	660	40413-00002	00000	03/13/06	14.000	169.24	347.41	178.17-L	.00
830	660	40413-00002	00000	03/10/06	73.000	882.44	1,810.38	927.94-L	.00
TOTAL-LONG					87.000	1,051.68	2,157.79	1,106.11-	.00
ASSET 450688109 ITT EDUCATIONAL SERVICES INC									
830	671	40352-00008	00000	04/03/08	14.000	1,586.98	724.70	862.28 S	.00
830	672	40512-00048	00000	04/03/08	11.000	1,065.20	569.40	495.80 L	.00
TOTAL-SHORT					25.000	2,652.18	1,294.10	862.28	.00
TOTAL-LONG								495.80	.00
ASSET 450911102 ITT CORPORATION									
830	880	40594-00002	00000	06/17/08	324.000	16,354.97	20,906.00	4,551.03-L	.00
830	880	40686-00004	00000	05/17/08	590.000	30,298.14	38,069.58	7,771.44-L	.00
830	880	40686-00004	00000	12/10/09	15.000	770.29	764.85	5.44 S	.00

TAX CODE	OR-OFF SERIAL	SEQ LOT#	DATES ACQUIRED	TRADE	UNITS	PROCEEDS	TAX COST	FEDERAL G/L	STATE G/L
	ASSET 450911102	(CONT'D)							
		TOTAL-SHORT			929.000	47,423.40	59,740.43	5.44	.00
		TOTAL-LONG						12,322.47-	.00
ASSET 45103T107	ICON PUB LTD CO								
	SPONSORED ADR								
830	672	40539-00002	00000 06/26/09	07/23/09	35.000	759.26	774.14	14.88-S	.00
		TOTAL-SHORT			35.000	759.26	774.14	14.88-	.00
ASSET 460146103	INTERNATIONAL PAPER CO								
830	660	40507-00004	00000 04/28/09	06/23/09	53.000	678.52	556.50	122.02 S	.00
830	660	40517-00002	00000 04/28/09	06/30/09	54.000	833.19	567.00	266.19 S	.00
		TOTAL-SHORT			107.000	1,511.71	1,123.50	388.21	.00
ASSET 46114T508	INTERWOVEN INC								
	MERGED 3/16/2009 @ \$16.20 P/S								
830	671	40371-00002	00000 12/01/08	02/05/09	79.000	1,255.30	1,051.47	203.83 S	.00
		TOTAL-SHORT			79.000	1,255.30	1,051.47	203.83	.00
ASSET 46121Y102	INTREPID POTASH INC								
830	660	40553-00002	00000 06/30/09	08/06/09	29.000	764.73	817.26	52.53-S	.00
830	660	40553-00002	00000 06/24/09	08/06/09	44.000	1,160.29	1,210.88	50.59-S	.00
		TOTAL-SHORT			73.000	1,925.02	2,028.14	103.12-	.00
ASSET 46145F105	INVESTMENT TECHNOLOGY GROUP INC								
830	672	40520-00002	00000 06/26/09	07/06/09	20.000	385.22	400.76	15.54-S	.00
830	672	40528-00001	00000 06/26/09	07/14/09	20.000	381.27	400.76	19.49-S	.00
		TOTAL-SHORT			40.000	766.49	801.52	35.03-	.00
ASSET 462846106	IRON MTN INC PA								
830	660	40462-00002	00000 04/08/08	05/07/09	7.000	200.17	191.34	8.83 L	.00
830	660	40462-00002	00000 04/09/08	05/07/09	23.000	657.71	617.04	40.67 L	.00
830	660	40539-00002	00000 04/09/08	07/23/09	2.000	61.04	53.66	7.38 L	.00
830	660	40539-00002	00000 04/18/08	07/23/09	18.000	549.35	482.00	67.35 L	.00
830	660	40539-00002	00000 04/18/08	07/23/09	9.000	274.67	239.42	35.25 L	.00
830	660	40639-00003	00000 04/18/08	11/02/09	6.000	146.08	159.61	13.53-L	.00
830	660	40639-00003	00000 02/04/09	11/02/09	43.000	1,046.94	873.60	173.34 S	.00

REPORT: TMS-TX-23
 BANK 21 PNC BANK (21)
 REGION 10 PITTSBURGH
 OFFICE 001 C & E

GAIN/LOSS FEDERAL REPORT INTERNAL USE ONLY
 ACCOUNT 0564345 ROCKWELL FOUNDATION
 FROM: 01/01/09 TO: 12/31/09

PAGE: 30
 RUN DATE: 04/19/10

TAX CODE	OR-OFF SERIAL	SEQ LOT#	DATES ACQUIRED	TRADE	UNITS	PROCEEDS	TAX COST	FEDERAL G/L	STATE G/L
		TOTAL-SHORT			108.000	2,935.96	2,616.67	173.34	.00
		TOTAL-LONG						145.95	.00
ASSET 830	46625H100	JPMORGAN CHASE & CO	09/27/04	02/26/09	236.000	5,503.98	9,270.08	3,766.10-L	.00
	880	40392-00003	00000		236.000	5,503.98	9,270.08	3,766.10-	.00
		TOTAL-LONG							
ASSET 830	469814107	JACOBS ENGINEERING GROUP INC	08/10/07	11/19/09	37.000	1,352.85	2,480.78	1,127.93-L	.00
	640	40658-00002	00000		42.000	1,535.67	1,565.67	30.00-L	.00
	640	40658-00002	00000	11/10/08	79.000	2,888.52	4,046.45	1,157.93-	.00
		TOTAL-LONG							
ASSET 830	478160104	JOHNSON & JOHNSON	02/24/00	12/01/09	574.000	36,395.94	20,935.21	15,460.73 L	.00
	880	40668-00007	00000		574.000	36,395.94	20,935.21	15,460.73	.00
		TOTAL-LONG							
ASSET 830	500255104	KOHL'S CORP	09/09/08	02/04/09	27.000	1,011.52	1,449.05	437.53-S	.00
	660	40370-00008	00000		3.000	172.80	161.01	11.79 L	.00
	660	40612-00003	00000	10/06/09	26.000	1,497.61	997.89	499.72 S	.00
	660	40612-00003	00000	10/08/08	56.000	2,681.93	2,607.95	62.19	.00
		TOTAL-SHORT						11.79	.00
		TOTAL-LONG							
ASSET 830	501044101	KROGER CO	02/18/09	06/25/09	49.000	1,075.54	1,067.07	8.47 S	.00
	660	40511-00005	00000		49.000	1,075.54	1,067.07	8.47	.00
		TOTAL-SHORT							
ASSET 830	50187A107	LHC GROUP INC	10/23/08	06/26/09	42.000	931.45	1,077.30	145.85-S	.00
	672	40512-00052	00000		15.000	332.66	274.52	58.14 S	.00
	672	40512-00052	00000	03/04/09	57.000	1,264.11	1,351.82	87.71-	.00
		TOTAL-SHORT							
ASSET 830	50540R409	LABORATORY CORP OF AMERICA HLDG	01/14/08	06/05/09	10.000	615.09	778.29	163.20-L	.00
	660	40491-00003	00000		8.000	492.08	608.36	116.28-L	.00
	660	40491-00003	00000	12/27/07	17.000	1,143.38	1,292.75	149.37-L	.00
	660	40535-00003	00000	12/27/07					

REPORT: TMS-TX-23
 BANK 21 PNC BANK (21)
 REGION 10 PITTSBURGH
 OFFICE 001 C & E

GAIN/LOSS FEDERAL REPORT INTERNAL USE ONLY
 ACCOUNT 0564345 ROCKWELL FOUNDATION
 FROM: 01/01/09 TO: 12/31/09

PAGE: 31
 RUN DATE: 04/19/10

TAX CODE	OR-OFF SERIAL	SEQ LOT#	ACQUIRED	TRADE	DATES	UNITS	PROCEEDS	TAX COST	FEDERAL G/L	STATE G/L
830	660	40535-00003	00000	01/30/08	07/21/09	10.000	672.57	745.02	72.45-L	.00
					TOTAL-LONG	45.000	2,923.12	3,424.42	501.30-	.00
ASSET 512815101 LAMAR ADVERTISING CO										
					CL A					
830	660	40679-00004	00000	09/17/09	12/10/09	57.000	1,570.17	1,474.95	95.22 S	.00
					TOTAL-SHORT	57.000	1,570.17	1,474.95	95.22	.00
ASSET 515098101 LANDSTAR SYS INC										
830	660	40444-00003	00000	09/24/08	04/21/09	25.000	847.30	1,122.65	275.35-S	.00
830	660	40444-00003	00000	01/23/07	04/21/09	2.000	67.78	80.50	12.72-L	.00
830	660	40554-00002	00000	01/23/07	08/07/09	13.000	482.67	523.23	40.56-L	.00
830	660	40554-00002	00000	11/21/08	08/07/09	19.000	705.45	549.19	156.26 S	.00
					TOTAL-SHORT	59.000	2,103.20	2,275.57	119.09-	.00
					TOTAL-LONG				53.28-	.00
ASSET 526107107 LENNOX INTERNATIONAL INC										
830	660	40619-00001	00000	06/26/07	10/13/09	18.000	633.89	592.56	41.33 L	.00
					TOTAL-LONG	18.000	633.89	592.56	41.33	.00
ASSET 532791100 LINCARE HOLDINGS INC										
830	672	40587-00001	00000	06/26/09	09/09/09	25.000	639.68	535.96	103.72 S	.00
					TOTAL-SHORT	25.000	639.68	535.96	103.72	.00
ASSET 533535100 LINCOLN EDUCATIONAL SERVICES										
830	672	40512-00055	00000	04/08/09	06/26/09	73.000	1,474.95	1,212.90	262.05 S	.00
					TOTAL-SHORT	73.000	1,474.95	1,212.90	262.05	.00
ASSET 533900106 LINCOLN ELEC HLDGS INC										
830	671	40398-00006	00000	09/28/05	03/04/09	26.000	751.28	1,018.09	266.81-L	.00
					TOTAL-LONG	26.000	751.28	1,018.09	266.81-	.00
ASSET 534187109 LINCOLN NATIONAL CORP										
830	660	40637-00002	00000	04/04/08	10/29/09	10.000	257.25	548.83	291.58-L	.00
830	660	40637-00002	00000	02/29/08	10/29/09	10.000	257.25	524.82	267.57-L	.00
830	660	40637-00002	00000	03/13/08	10/29/09	10.000	257.25	482.65	225.40-L	.00

TAX CODE	OR-OFF	SERIAL	SEQ	LOT#	ACQUIRED	TRADE	UNITS	PROCEEDS	TAX COST	FEDERAL G/L	STATE G/L
830	660	40637-00002	00000	07/28/08	10/29/09	10.000	257.25	442.57	185.32-L	.00	.00
830	660	40637-00002	00000	05/12/09	10/29/09	50.000	1,286.26	805.68	480.58 S	.00	.00
				TOTAL-SHORT		90.000	2,315.26	2,804.55	480.58	.00	.00
				TOTAL-LONG					969.87-	.00	.00
ASSET 539830109 LOCKHEED MARTIN CORP											
830	880	40458-00006	00000	09/21/07	05/05/09	198.000	15,746.71	20,462.57	4,715.86-L	.00	.00
830	880	40547-00004	00000	09/21/07	07/31/09	292.000	21,830.03	30,177.12	8,347.09-L	.00	.00
				TOTAL-LONG		490.000	37,576.74	50,639.69	13,062.95-	.00	.00
ASSET 544147101 LORILLARD INC											
830	660	40513-00005	00000	05/01/07	06/29/09	10.000	683.29	759.89	76.60-L	.00	.00
				TOTAL-LONG		10.000	683.29	759.89	76.60-	.00	.00
ASSET 549271104 LUBRIZOL CORP											
830	880	40686-00006	00000	12/10/09	12/17/09	15.000	1,103.83	1,076.10	27.73 S	.00	.00
830	880	40686-00006	00000	08/04/09	12/17/09	163.000	11,995.00	9,782.76	2,212.24 S	.00	.00
830	880	40687-00001	00000	08/04/09	12/18/09	319.000	22,900.33	19,145.39	3,754.94 S	.00	.00
				TOTAL-SHORT		497.000	35,999.16	30,004.25	5,994.91	.00	.00
ASSET 55261F104 M&T BK CORP											
830	660	40477-00001	00000	07/01/05	05/21/09	3.000	137.59	316.23	178.64-L	.00	.00
830	660	40477-00001	00000	08/02/07	05/21/09	10.000	458.63	1,051.32	592.69-L	.00	.00
830	660	40477-00001	00000	05/08/08	05/21/09	7.000	321.04	640.07	319.03-L	.00	.00
830	660	40477-00001	00000	05/28/08	05/21/09	6.000	275.18	514.47	239.29-S	.00	.00
				TOTAL-SHORT		26.000	1,192.44	2,522.09	239.29-	.00	.00
				TOTAL-LONG					1,090.36-	.00	.00
ASSET 552715104 MEMC ELECTR MATLS INC											
830	640	40668-00002	00000	02/28/06	12/01/09	82.000	1,015.88	2,744.67	1,728.79-L	.00	.00
				TOTAL-LONG		82.000	1,015.88	2,744.67	1,728.79-	.00	.00
ASSET 564563104 MANTECH INTL CORP											
				CL A							
830	672	40512-00058	00000	12/13/07	06/26/09	32.000	1,355.27	1,376.74	21.47-L	.00	.00
830	672	40512-00058	00000	05/01/09	06/26/09	3.000	127.06	108.26	18.80 S	.00	.00

REPORT: TMS-TX-23
 BANK 21 PNC BANK (21)
 REGION 10 PITTSBURGH
 OFFICE 001 C & E

GAIN/LOSS FEDERAL REPORT INTERNAL USE ONLY
 ACCOUNT 0564345 ROCKWELL FOUNDATION
 FROM: 01/01/09 TO: 12/31/09

PAGE: 33
 RUN DATE: 04/19/10

TAX CODE	OR-OFF SERIAL	SEQ LOT#	ACQUIRED	TRADE	DATES	UNITS	PROCEEDS	TAX COST	FEDERAL G/L	STATE G/L
ASSET 564563104 (CONT'D)										
					TOTAL-SHORT	35.000	1,482.33	1,485.00	18.80	.00
					TOTAL-LONG	68.000	15,458.19	13,313.55	2,144.64	.00
ASSET 57636Q104 MASTERCARD INC CL A										
830	880	40657-00006	00000	02/26/08	11/18/09	68.000	15,458.19	13,313.55	2,144.64	.00
ASSET 577081102 MATTEL INC										
830	660	40399-00003	00000	09/21/07	03/05/09	35.000	365.62	850.00	484.38-L	.00
830	660	40399-00003	00000	09/24/07	03/05/09	20.000	208.93	472.60	263.67-L	.00
830	660	40399-00003	00000	10/04/07	03/05/09	10.000	104.46	229.15	124.69-L	.00
ASSET 579064106 MCAFFEE INC										
830	640	40486-00001	00000	11/10/08	06/02/09	62.000	2,420.28	1,924.44	495.84 S	.00
ASSET 580135101 MC DONALDS CORP										
830	880	40407-00009	00000	08/11/05	03/13/09	259.000	13,541.43	8,948.45	4,592.98 L	.00
830	880	40428-00006	00000	08/11/05	04/03/09	223.000	12,507.31	7,704.65	4,802.66 L	.00
830	880	40436-00003	00000	08/11/05	04/13/09	68.000	3,815.53	2,349.40	1,466.13 L	.00
830	880	40547-00005	00000	08/11/05	07/31/09	480.000	26,426.15	16,584.00	9,842.15 L	.00
ASSET 580645109 MC GRAW HILL COMPANIES INC										
830	880	40560-00007	00000	05/01/09	08/13/09	1,030.000	56,290.42	35,586.50	20,703.92	.00
ASSET 582839106 MEAD JOHNSON NUTRITION CO										
830	880	40659-00001	00000	10/05/09	11/18/09	936.000	26,977.73	28,450.94	1,473.21-S	.00
830	880	40659-00001	00000	10/02/09	11/18/09	936.000	26,977.73	28,450.94	1,473.21-S	.00
ASSET 582839106 MEAD JOHNSON NUTRITION CO										
830	880	40659-00001	00000	10/05/09	11/18/09	257.000	11,233.23	12,026.52	793.29-S	.00
830	880	40659-00001	00000	10/02/09	11/18/09	418.000	18,270.40	19,556.97	1,286.57-S	.00

REPORT: TMS-TX-23
 BANK 21 PNC BANK (21)
 REGION 10 PITTSBURGH
 OFFICE 001 C & E

GAIN/LOSS FEDERAL REPORT INTERNAL USE ONLY
 ACCOUNT 0564345 ROCKWELL FOUNDATION
 FROM: 01/01/09 TO: 12/31/09

PAGE: 34
 RUN DATE: 04/19/10

TAX CODE	OR-OFF SERIAL	SEQ LOT#	DATES ACQUIRED	TRADE	UNITS	PROCEEDS	TAX COST	FEDERAL G/L	STATE G/L
ASSET 582839106 (CONT'D)									
TOTAL-SHORT									
ASSET 594901100	672	40512-00060	00000	02/09/09	675.000	29,503.63	31,583.49	2,079.86-	.00
MICROS SYSTEMS INC									
ASSET 594901100	672	40512-00060	00000	02/09/09	61.000	1,561.61	1,024.82	536.79 S	.00
TOTAL-SHORT									
ASSET 594918104	880	40360-00005	00000	10/23/92	1,664.000	29,547.81	4,628.00	24,919.81 L	.00
MICROSOFT CORP									
ASSET 594918104	880	40360-00005	00000	10/23/92	1,664.000	29,547.81	4,628.00	24,919.81	.00
TOTAL-LONG									
ASSET 595137100	671	40416-00002	00000	01/14/09	82.000	939.26	1,019.64	80.38-S	.00
MICROSEMI CORP									
ASSET 595137100	671	40416-00002	00000	01/14/09	14.000	160.36	167.30	6.94-S	.00
ASSET 595137100	671	40416-00002	00000	01/16/09	96.000	1,099.62	1,186.94	87.32-	.00
TOTAL-SHORT									
ASSET 596278101	671	40444-00005	00000	06/08/07	3.000	117.95	182.06	64.11-L	.00
MIDDLEBY CORP									
ASSET 596278101	671	40444-00005	00000	06/08/07	1.000	45.12	60.69	15.57-L	.00
ASSET 596278101	671	40470-00002	00000	06/08/07	30.000	1,343.63	1,820.59	476.96-L	.00
ASSET 596278101	672	40512-00061	00000	06/08/07	34.000	1,506.70	2,063.34	556.64-	.00
TOTAL-LONG									
ASSET 610236101	672	40512-00062	00000	05/20/09	49.000	1,200.91	1,344.56	143.65-S	.00
MONRO MUFFLER BRAKE INC									
ASSET 610236101	672	40512-00062	00000	05/20/09	49.000	1,200.91	1,344.56	143.65-	.00
TOTAL-SHORT									
ASSET 61166W101	880	40458-00008	00000	02/26/08	132.000	11,808.61	16,071.66	4,263.05-L	.00
MONSANTO CO									
ASSET 61166W101	880	40458-00008	00000	02/26/08	168.000	13,645.23	20,454.84	6,809.61-L	.00
ASSET 61166W101	880	40484-00004	00000	01/16/09	148.000	12,020.80	11,689.91	330.89 S	.00
ASSET 61166W101	880	40484-00004	00000	01/16/09	448.000	37,474.64	48,216.41	330.89	.00
TOTAL-SHORT									
TOTAL-LONG									
ASSET 615394202	690	40602-00011	00000	06/29/05	4.000	125.16	128.52	3.36-L	.00
MOOG INC									
ASSET 615394202	690	40602-00011	00000	06/29/05	4.000	125.16	128.52	3.36-L	.00
CLASS A									
TOTAL-LONG									

REPORT: TMS-TX-23
 BANK 21 PNC BANK (21)
 REGION 10 PITTSBURGH
 OFFICE 001 C & E

GAIN/LOSS FEDERAL REPORT INTERNAL USE ONLY
 ACCOUNT 0564345 ROCKWELL FOUNDATION
 FROM: 01/01/09 TO: 12/31/09

TAX CODE	OR-OFF SERIAL	SEQ LOT#	DATES ACQUIRED	TRADE	UNITS	PROCEEDS	TAX COST	FEDERAL G/L	STATE G/L
			TOTAL-LONG		4,000	125.16	128.52	3.36-	.00
ASSET 61945A107	MOSAIC CO								
830	660	40416-00003	00000 02/10/09	03/24/09	25,000	1,097.29	1,137.33	40.04-S	.00
830	660	40416-00003	00000 02/13/09	03/24/09	18,000	790.05	777.34	12.71 S	.00
			TOTAL-SHORT		43,000	1,887.34	1,914.67	27.33-	.00
ASSET 631103108	NASDAQ OMX GROUP INC								
830	660	40567-00001	00000 10/08/08	08/20/09	48,000	970.75	1,320.77	350.02-S	.00
830	660	40567-00001	00000 04/02/09	08/20/09	34,000	687.62	682.96	4.66 S	.00
			TOTAL-SHORT		82,000	1,658.37	2,003.73	345.36-	.00
ASSET 64107N206	NET 1 UEPS TECHNOLOGIES INC								
830	671	40428-00003	00000 12/08/08	04/03/09	17,000	278.98	195.26	83.72 S	.00
830	672	40512-00064	00000 12/08/08	06/26/09	74,000	989.76	849.93	139.83 S	.00
			TOTAL-SHORT		91,000	1,268.74	1,045.19	223.55	.00
ASSET 64110L106	NETFLIX INC								
830	672	40512-00065	00000 05/15/09	06/26/09	8,000	337.59	311.91	25.68 S	.00
830	672	40512-00065	00000 02/18/09	06/26/09	12,000	506.39	442.80	63.59 S	.00
830	672	40686-00001	00000 02/18/09	12/17/09	15,000	809.56	553.50	256.06 S	.00
			TOTAL-SHORT		35,000	1,653.54	1,308.21	345.33	.00
ASSET 64111N101	NETEZZA CORP								
830	672	40535-00003	00000 06/26/09	07/21/09	40,000	345.86	319.54	26.32 S	.00
830	672	40611-00001	00000 06/26/09	10/05/09	20,000	210.89	159.77	51.12 S	.00
			TOTAL-SHORT		60,000	556.75	479.31	77.44	.00
ASSET 649445103	NEW YORK COMMUNITY BANCORP								
830	660	40617-00003	00000 01/22/09	10/08/09	92,000	1,046.24	1,096.90	50.66-S	.00
			TOTAL-SHORT		92,000	1,046.24	1,096.90	50.66-	.00
ASSET 651229106	NEWELL RUBBERMAID INC								
830	660	40440-00003	00000 07/01/05	04/15/09	110,000	809.62	2,590.50	1,780.88-L	.00

TAX CODE	OR-OFF SERIAL	SEQ LOT#	DATES	ACQUIRED	TRADE	UNITS	PROCEEDS	TAX COST	FEDERAL G/L	STATE G/L
ASSET 651229106 (CONT'D)						110.000	809.62	2,590.50	1,780.88-	.00
TOTAL-LONG										
ASSET 654106103 NIKE INC CLASS B						243.000	10,766.81	13,148.12	2,381.31-L	.00
830	880	40407-00010	00000	03/19/07	03/13/09	140.000	7,391.22	7,575.05	183.83-L	.00
830	880	40436-00004	00000	03/19/07	04/13/09	244.000	12,935.79	13,202.23	266.44-L	.00
830	880	40456-00004	00000	03/19/07	05/01/09	24.000	1,312.49	1,093.08	219.41 S	.00
830	660	40458-00004	00000	02/04/09	05/05/09	53.000	2,966.01	2,451.90	514.11 L	.00
830	640	40499-00001	00000	10/25/06	06/15/09	41.000	2,094.70	1,896.76	197.94 L	.00
830	640	40511-00003	00000	10/25/06	06/25/09	533.000	28,990.46	28,839.30	151.16 L	.00
830	880	40577-00007	00000	03/19/07	09/01/09	40.000	2,206.46	1,850.49	355.97 L	.00
830	640	40588-00001	00000	10/25/06	09/10/09	1,318.000	68,663.94	70,056.93	219.41	.00
TOTAL-SHORT										
TOTAL-LONG									1,612.40-	.00
ASSET 654902204 NOKIA CORP SPONSORED ADR						72.000	959.32	2,033.71	1,074.39-L	.00
830	640	40539-00001	00000	06/06/07	07/23/09	108.000	1,438.97	2,875.95	1,436.98-L	.00
830	640	40539-00001	00000	05/25/07	07/23/09	180.000	2,398.29	4,909.66	2,511.37-	.00
TOTAL-LONG										
ASSET 655044105 NOBLE ENERGY INC						18.000	1,275.17	1,021.51	253.66 S	.00
830	660	40633-00003	00000	07/02/09	10/27/09	5.000	354.22	277.80	76.42 S	.00
830	660	40633-00003	00000	04/01/09	10/27/09	6.000	392.65	333.35	59.30 S	.00
830	660	40639-00004	00000	04/01/09	11/02/09	28.000	1,832.35	1,430.42	401.93 S	.00
830	660	40639-00004	00000	03/30/09	11/02/09	57.000	3,854.39	3,063.08	791.31	.00
TOTAL-SHORT										
ASSET 655844108 NORFOLK SOUTHERN CORP						511.000	17,304.46	37,030.94	19,726.48-S	.00
830	880	40386-00004	00000	08/05/08	02/20/09	30.000	1,262.08	1,083.31	178.77 S	.00
830	660	40534-00002	00000	04/21/09	07/20/09	541.000	18,566.54	38,114.25	19,547.71-	.00
TOTAL-SHORT										
ASSET 656568508 NORTEL NETWORKS CORP ISIN CA6565685089 SEDOL B1H4Y87						14.000	4.05	.00	4.05 S	.00
830	000	40421-00001	00000	12/26/08	03/27/09					

REPORT: TMS-TX-23
 BANK 21 PNC BANK (21)
 REGION 10 PITTSBURGH
 OFFICE 001 C & E

GAIN/LOSS FEDERAL REPORT INTERNAL USE ONLY
 ACCOUNT 0564345 ROCKWELL FOUNDATION
 FROM: 01/01/09 TO: 12/31/09

TAX CODE	OR-OFF SERIAL	SEQ LOT#	ACQUIRED	TRADE	DATES	UNITS	PROCEEDS	TAX COST	FEDERAL G/L	STATE G/L
ASSET	682680103	(CONT'D)				4,000	141.72	128.72	13.00	.00
	TOTAL-LONG									
ASSET	68389X105	ORACLE CORP				1,632,000	34,235.70	21,787.20	12,448.50	.00
830	880	40639-00003	00000	12/10/04	11/02/09					
	TOTAL-LONG									
ASSET	690768403	OWENS ILL INC				863,000	26,691.99	22,719.25	3,972.74	.00
	TOTAL-SHORT									
ASSET	69331C108	PG&E CORP				20,000	758.10	757.40	.70	.00
830	660	40444-00005	00000	07/01/05	04/21/09					
830	660	40541-00003	00000	07/01/05	07/27/09					
	TOTAL-LONG									
ASSET	69351T106	PPL CORPORATION				32,000	1,071.64	965.76	105.88	.00
830	660	40518-00002	00000	07/01/05	07/01/09					
	TOTAL-LONG									
ASSET	69366A100	PSS WORLD MED INC				62,000	1,121.78	995.10	126.68	.00
830	672	40512-00073	00000	02/05/09	06/26/09					
	TOTAL-SHORT									
ASSET	69404P101	PACIFIC CAPITAL BANCORP NEW				41,000	137.76	1,357.53	1,219.77	.00
830	690	40506-00001	00000	10/06/05	06/22/09					
830	690	40507-00001	00000	10/06/05	06/23/09					
830	690	40507-00001	00000	03/29/07	06/23/09					
830	690	40507-00001	00000	10/23/06	06/23/09					
	TOTAL-LONG									
ASSET	695257105	PACTIV CORPORATION				71,000	1,524.13	1,051.88	472.25	.00
830	660	40462-00003	00000	04/01/09	05/07/09					

REPORT: TMS-TX-23
 BANK 21 PNC BANK (21)
 REGION 10 PITTSBURGH
 OFFICE 001 C & E

GAIN/LOSS FEDERAL REPORT INTERNAL USE ONLY
 ACCOUNT 0564345 ROCKWELL FOUNDATION
 FROM: 01/01/09 TO: 12/31/09

PAGE: 39
 RUN DATE: 04/19/10

TAX CODE	OR-OFF SERIAL	SEQ LOT#	DATES ACQUIRED	TRADE	UNITS	PROCEEDS	TAX COST	FEDERAL G/L	STATE G/L
ASSET 695257105 (CONT'D)									
TOTAL-SHORT									
ASSET 69840W108 PANERA BREAD COMPANY									
CL A									
830	640	40381-00001	00000	12/09/08	02/17/09	1,199.48	1,360.68	161.20-S	.00
830	671	40398-00007	00000	05/21/08	03/04/09	482.65	530.88	48.23-S	.00
830	671	40402-00002	00000	05/21/08	03/10/09	95.31	96.52	1.21-S	.00
830	671	40426-00005	00000	05/21/08	04/01/09	55.86	48.26	7.60 S	.00
830	671	40434-00003	00000	05/21/08	04/08/09	1,159.69	1,013.49	146.20 S	.00
TOTAL-SHORT									
						2,992.99	3,049.83	56.84-	.00
ASSET 707569109 PENN NATL GAMING INC									
830	672	40584-00001	00000	06/26/09	09/08/09	540.36	587.00	46.64-S	.00
TOTAL-SHORT									
						540.36	587.00	46.64-	.00
ASSET 712704105 PEOPLE'S UNITED FINANCIAL IN									
830	660	40478-00001	00000	07/29/08	05/22/09	475.65	502.44	26.79-S	.00
830	660	40513-00008	00000	07/29/08	06/29/09	1,121.07	1,199.37	78.30-S	.00
TOTAL-SHORT									
						1,596.72	1,701.81	105.09-	.00
ASSET 713839108 PERINI CORP									
NAME CHANGE 06/01/2009									
SEE 901109108									
830	671	40476-00003	00000	04/24/07	05/20/09	115.14	212.50	97.36-L	.00
TOTAL-LONG									
						115.14	212.50	97.36-	.00
ASSET 714046109 PERKINELMER INC									
830	660	40455-00001	00000	08/10/06	04/30/09	683.16	885.24	202.08-L	.00
TOTAL-LONG									
						683.16	885.24	202.08-	.00
ASSET 714290103 PERRIGO CO									
830	672	40512-00075	00000	02/11/08	06/26/09	828.03	1,063.05	235.02-L	.00
830	672	40561-00003	00000	02/11/08	08/14/09	520.57	708.70	188.13-L	.00

TAX CODE	OR-OFF	SERIAL	SEQ LOT#	ACQUIRED	TRADE	DATES	UNITS	PROCEEDS	TAX COST	FEDERAL G/L	STATE G/L	
ASSET 714290103 (CONT'D)												
TOTAL-LONG							50.000	1,348.60	1,771.75	423.15-		.00
ASSET 716382106 PETMED EXPRESS INC												
830	671	40419-00003	00000	10/09/08	03/25/09		4.000	63.89	56.28	7.61 S	.00	
830	671	40444-00006	00000	10/09/08	04/21/09		5.000	79.36	70.35	9.01 S	.00	
830	672	40512-00076	00000	10/09/08	06/26/09		75.000	1,099.61	1,055.21	44.40 S	.00	
TOTAL-SHORT							84.000	1,242.86	1,181.84	61.02	.00	
ASSET 74005P104 PRAXAIR INC												
830	880	40458-00010	00000	01/26/06	05/05/09		85.000	6,315.89	4,477.80	1,838.09 L	.00	
830	640	40511-00004	00000	11/08/07	06/25/09		22.000	1,539.73	1,868.92	329.19-L	.00	
830	880	40549-00005	00000	01/26/06	08/04/09		362.000	28,285.95	19,070.16	9,215.79 L	.00	
TOTAL-LONG							469.000	36,141.57	25,416.88	10,724.69	.00	
ASSET 740189105 PRECISION CASTPARTS CORP												
830	640	40462-00003	00000	11/14/06	05/07/09		24.000	1,887.04	1,387.27	499.77 S	.00	
TOTAL-SHORT							24.000	1,887.04	1,387.27	499.77	.00	
ASSET 74144T108 PRICE T ROME GROUP INC												
830	640	40526-00001	00000	05/08/08	07/10/09		31.000	1,155.44	1,877.87	722.43-L	.00	
TOTAL-LONG							31.000	1,155.44	1,877.87	722.43-	.00	
ASSET 741503403 PRICELINE.COM INC												
830	671	40373-00002	00000	11/11/08	02/09/09		20.000	1,515.19	1,049.41	465.78 S	.00	
830	640	40482-00004	00000	07/14/08	05/27/09		14.000	1,489.57	1,484.94	4.63 S	.00	
830	640	40533-00001	00000	07/14/08	07/17/09		15.000	1,735.39	1,591.00	144.39 L	.00	
TOTAL-SHORT							49.000	4,740.15	4,125.35	470.41	.00	
TOTAL-LONG							52.000	1,248.16	1,225.53	22.63 S	.00	
ASSET 74153Q102 PRIDE INTERNATIONAL INC												
830	660	40563-00003	00000	05/05/09	08/18/09		52.000	1,248.16	1,225.53	22.63 S	.00	

TAX CODE	OR-OFF SERIAL	SEQ LOT#	ACQUIRED	TRADE	UNITS	PROCEEDS	TAX COST	FEDERAL G/L	STATE G/L
ASSET 74153Q102 (CONT'D)									
TOTAL-SHORT					52.000	1,248.16	1,225.53	22.63	.00
ASSET 74251V102 PRINCIPAL FINANCIAL GROUP									
830	660	40379-00003	00000	02/11/08 02/12/09	20.000	232.16	1,092.61	860.45-L	.00
TOTAL-LONG					20.000	232.16	1,092.61	860.45-	.00
ASSET 742718109 PROCTER & GAMBLE CO									
830	880	40372-00005	00000	09/08/04 02/06/09	570.000	30,838.25	32,262.00	1,423.75-L	.00
830	880	40486-00002	00000	09/08/04 06/02/09	155.000	8,320.12	8,773.00	452.88-L	.00
TOTAL-LONG					725.000	39,158.37	41,035.00	1,876.63-	.00
ASSET 743312100 PROGRESS SOFTWARE CORP									
830	672	40512-00077	00000	02/26/09 06/26/09	57.000	1,201.06	939.11	261.95 S	.00
TOTAL-SHORT					57.000	1,201.06	939.11	261.95	.00
ASSET 744320102 PRUDENTIAL FINANCIAL, INC.									
830	660	40465-00006	00000	02/12/09 05/12/09	14.000	555.22	352.75	202.47 S	.00
830	660	40470-00005	00000	02/12/09 05/15/09	30.000	1,163.91	755.89	408.02 S	.00
TOTAL-SHORT					44.000	1,719.13	1,108.64	610.49	.00
ASSET 747525103 QUALCOMM INC									
830	640	40576-00004	00000	06/20/08 08/31/09	69.000	3,187.84	3,321.57	133.73-L	.00
TOTAL-LONG					69.000	3,187.84	3,321.57	133.73-	.00
ASSET 747582104 QUALITY SYSTEMS INC									
830	671	40398-00008	00000	10/30/06 03/04/09	5.000	181.85	211.33	29.48-L	.00
830	671	40428-00004	00000	10/30/06 04/03/09	4.000	188.35	169.06	19.29 L	.00
830	671	40434-00004	00000	10/30/06 04/08/09	2.000	91.02	84.53	6.49 L	.00
830	671	40444-00007	00000	10/30/06 04/21/09	3.000	151.77	126.79	24.98 L	.00
830	671	40444-00008	00000	10/30/06 04/21/09	22.000	1,099.41	929.83	169.58 L	.00
830	671	40444-00008	00000	03/19/07 04/21/09	5.000	249.87	194.54	55.33 L	.00

TAX CODE	OR-OFF SERIAL	SEQ LOT#	ACQUIRED	TRADE	DATES	UNITS	PROCEEDS	TAX COST	FEDERAL G/L	STATE G/L
ASSET 747582104 (CONT'D)										
TOTAL-LONG						41.000	1,962.27	1,716.08	246.19	.00
ASSET 74835Y101 QUESTCOR PHARMACEUTICALS INC										
830	671	40476-00004	00000	02/05/09	05/20/09	145.000	618.66	1,012.00	393.34-S	.00
830	671	40476-00004	00000	03/04/09	05/20/09	72.000	307.19	360.81	53.62-S	.00
TOTAL-SHORT						217.000	925.85	1,372.81	446.96-	.00
ASSET 75025N102 RADIANT SYS INC										
830	672	40533-00002	00000	06/26/09	07/17/09	45.000	378.42	328.63	49.79 S	.00
TOTAL-SHORT						45.000	378.42	328.63	49.79	.00
ASSET 751028101 RALCORP HLDGS INC NEW										
830	672	40512-00080	00000	10/06/08	06/26/09	20.000	1,236.37	1,330.49	94.12-S	.00
TOTAL-SHORT						20.000	1,236.37	1,330.49	94.12-	.00
ASSET 75281A109 RANGE RES CORP										
830	660	40527-00002	00000	11/25/08	07/13/09	11.000	413.11	438.08	24.97-S	.00
830	660	40527-00002	00000	11/13/08	07/13/09	12.000	450.66	447.11	3.55 S	.00
830	660	40618-00008	00000	11/13/08	10/12/09	8.000	428.83	298.08	130.75 S	.00
830	660	40618-00008	00000	01/09/09	10/12/09	11.000	589.64	398.95	190.69 S	.00
830	660	40682-00002	00000	01/09/09	12/15/09	10.000	471.96	362.68	109.28 S	.00
830	660	40682-00002	00000	07/01/05	12/15/09	13.000	613.55	244.47	369.08 L	.00
TOTAL-SHORT						65.000	2,967.75	2,189.37	409.30	.00
TOTAL-LONG									369.08	.00
ASSET 755111507 RAYTHEON COMPANY										
830	880	40484-00005	00000	11/06/08	05/29/09	538.000	23,731.43	26,298.03	2,566.60-S	.00
TOTAL-SHORT						538.000	23,731.43	26,298.03	2,566.60-	.00
ASSET 758849103 REGENCY CENTERS CORP										
830	660	40693-00002	00000	10/01/09	12/23/09	25.000	876.72	892.04	15.32-S	.00
830	660	40693-00002	00000	10/02/09	12/23/09	14.000	490.97	489.68	1.29 S	.00

TAX CODE	OR-OFF SERIAL	SEQ LOT#	ACQUIRED	TRADE	DATES	UNITS	PROCEEDS	TAX COST	FEDERAL G/L	STATE G/L
ASSET	758849103	(CONT'D)				39.000	1,367.69	1,381.72	14.03-	.00
TOTAL-SHORT										
ASSET	7591EP100	REGIONS FINANCIAL CORP				258.000	1,566.87	1,042.29	524.58 S	.00
830	660	40596-00001	00000	05/21/09	09/18/09	258.000	1,566.87	1,042.29	524.58	.00
TOTAL-SHORT										
ASSET	760759100	REPUBLIC SVCS INC				31.050	859.77	731.75	128.02 L	.00
830	660	40624-00002	00000	02/19/08	10/16/09	31.050	859.77	731.75	128.02 L	.00
830	660	40624-00002	00000	08/18/06	10/16/09	15.950	441.66	370.84	70.82 L	.00
830	690	40679-00001	00000	05/09/06	12/10/09	6.750	197.51	204.02	6.51-L	.00
830	690	40679-00001	00000	06/29/05	12/10/09	51.250	1,499.58	904.28	595.30 L	.00
TOTAL-LONG						105.000	2,998.52	2,210.89	787.63	.00
ASSET	760975102	RESEARCH IN MOTION LTD				28.000	1,841.45	1,263.62	577.83 L	.00
830	640	40610-00002	00000	02/06/07	10/02/09	28.000	1,841.45	1,263.62	577.83	.00
TOTAL-LONG						28.000	1,841.45	1,263.62	577.83	.00
ASSET	761713106	REYNOLDS AMERICAN INC				20.000	740.89	1,252.89	512.00-L	.00
830	660	40342-00001	00000	04/12/07	01/07/09	20.000	740.89	1,252.89	512.00-L	.00
TOTAL-LONG						20.000	740.89	1,252.89	512.00-	.00
ASSET	773903109	ROCKWELL AUTOMATION INC				1,700.000	80,369.34	30,872.00	49,497.34 L	.00
830	000	40695-00002	00000	07/29/02	12/28/09	1,700.000	80,369.34	30,872.00	49,497.34	.00
TOTAL-LONG						1,700.000	80,369.34	30,872.00	49,497.34	.00
ASSET	774341101	ROCKWELL COLLINS INC				1,700.000	94,814.55	42,401.06	52,413.49 L	.00
830	000	40695-00003	00000	07/29/02	12/28/09	1,700.000	94,814.55	42,401.06	52,413.49	.00
TOTAL-LONG						1,700.000	94,814.55	42,401.06	52,413.49	.00
ASSET	778296103	ROSS STORES INC				163.000	6,182.81	6,538.24	355.43-S	.00
830	880	40456-00005	00000	09/05/08	05/01/09	163.000	6,182.81	6,538.24	355.43-S	.00
830	880	40458-00011	00000	09/05/08	05/05/09	82.000	3,134.55	3,289.18	154.63-S	.00
830	880	40458-00011	00000	07/09/08	05/05/09	375.000	14,334.83	14,165.63	169.20 S	.00
830	660	40625-00003	00000	10/12/05	10/19/09	34.000	1,574.98	853.36	721.62 L	.00

GAIN/LOSS FEDERAL REPORT INTERNAL USE ONLY
 ACCOUNT 0564345 ROCKWELL FOUNDATION
 FROM: 01/01/09 TO: 12/31/09

TAX CODE	OR-OFF SERIAL	SEQ LOT#	DATES ACQUIRED	TRADE	UNITS	PROCEEDS	TAX COST	FEDERAL G/L	STATE G/L
ASSET 778296103 (CONT'D)									
			TOTAL-SHORT		654.000	25,227.17	24,846.41	340.86-	.00
			TOTAL-LONG					721.62	.00
ASSET 783549108 RYDER SYSTEM INC									
830	660	40367-00003	00000	07/28/08	15.000	523.34	972.74	449.40-S	.00
830	660	40367-00003	00000	09/14/07	5.000	174.45	252.50	78.05-L	.00
830	660	40367-00003	00000	10/05/07	15.000	523.33	728.85	205.52-L	.00
			TOTAL-SHORT		35.000	1,221.12	1,954.09	449.40-	.00
			TOTAL-LONG					283.57-	.00
ASSET 78442P106 SLM CORP									
830	660	40661-00004	00000	01/07/08	15.000	166.65	284.63	117.98-L	.00
830	660	40661-00004	00000	08/26/08	75.000	833.26	1,072.54	239.28-L	.00
830	660	40661-00004	00000	10/14/09	2.000	22.22	18.05	4.17 S	.00
			TOTAL-SHORT		92.000	1,022.13	1,375.22	4.17	.00
			TOTAL-LONG					357.26-	.00
ASSET 784774101 STEC INC									
830	640	40647-00003	00000	08/13/09	53.000	708.87	1,884.19	1,175.32-S	.00
			TOTAL-SHORT		53.000	708.87	1,884.19	1,175.32-	.00
ASSET 786514208 SAFEWAY INC									
			NEW						
830	660	40398-00002	00000	06/13/06	51.000	928.61	1,243.89	315.28-L	.00
830	660	40610-00004	00000	06/29/09	59.000	1,169.17	1,209.32	40.15-S	.00
			TOTAL-SHORT		110.000	2,097.78	2,453.21	40.15-	.00
			TOTAL-LONG					315.28-	.00
ASSET 790849103 ST JUDE MEDICAL INC									
830	880	40547-00006	00000	09/05/08	481.000	18,188.40	21,313.25	3,124.85-S	.00
830	880	40636-00008	00000	09/05/08	265.000	9,150.03	11,742.23	2,592.20-L	.00
830	880	40636-00008	00000	10/28/08	404.000	13,949.48	14,086.39	136.91-S	.00

REPORT: TMS-TX-23
 BANK 21 PNC BANK (21)
 REGION 10 PITTSBURGH
 OFFICE 001 C & E

GAIN/LOSS FEDERAL REPORT INTERNAL USE ONLY

ACCOUNT 0564345 ROCKWELL FOUNDATION
 FROM: 01/01/09 TO: 12/31/09

PAGE: 45
 RUN DATE: 04/19/10

TAX CODE	OR-OFF SERIAL	SEQ LOT#	ACQUIRED	TRADE	UNITS	PROCEEDS	TAX COST	FEDERAL G/L	STATE G/L
ASSET 790849103 (CONT'D)					1,150,000	41,287.91	47,141.87	3,261.76-	.00
TOTAL-SHORT								2,592.20-	.00
TOTAL-LONG					4,000	121.28	231.87	110.59-L	.00
ASSET 792228108 ST MARY LD & EXPL CO					4,000	121.28	231.87	110.59-L	.00
ASSET 800907107 SANMINA SCI CORP					260,000	56.37	1,419.60	1,363.23-L	.00
REV SPLIT 08/17/2009					50,000	10.84	79.00	68.16-S	.00
SEE 800907206					310,000	67.21	1,498.60	68.16-	.00
TOTAL-SHORT								1,363.23-	.00
TOTAL-LONG					5,800	134.42	142.84	8.42-	.00
ASSET 81201R107 SEAHAWK DRILLING INC W/I					.800	18.44	19.70	1.26-S	.00
ASSET 816851109 SEMBRA ENERGY					5,000	115.98	123.14	7.16-S	.00
REV SPLIT 08/17/2009					5,800	134.42	142.84	8.42-	.00
SEE 800907206					20,000	997.91	991.83	6.08 L	.00
TOTAL-SHORT								6.08	.00
TOTAL-LONG					20,000	997.91	991.83	6.08	.00
ASSET 826565103 SIGMA DESIGNS INC					108,000	1,804.33	1,259.77	544.56 S	.00
REV SPLIT 08/17/2009					108,000	1,804.33	1,259.77	544.56	.00
SEE 800907206									
TOTAL-SHORT									
TOTAL-LONG					13,000	642.44	676.33	33.89-S	.00
ASSET 828806109 SIMON PROPERTY GROUP INC					.328	14.29	16.93	2.64-S	.00
REV SPLIT 08/17/2009					.168	11.54	8.67	2.87 S	.00
SEE 800907206					.168	11.40	12.35	.95-S	.00
TOTAL-SHORT					.328	22.26	17.33	4.93 S	.00
TOTAL-LONG					2,000	135.76	104.05	31.71 S	.00
TOTAL-SHORT					21,504	1,459.67	1,110.05	349.62 S	.00
TOTAL-LONG									

REPORT: TMS-TX-23
 BANK 21 PNC BANK (21)
 REGION 10 PITTSBURGH
 OFFICE 001 C & E

GAIN/LOSS FEDERAL REPORT INTERNAL USE ONLY
 ACCOUNT 0564345 ROCKWELL FOUNDATION
 FROM: 01/01/09 TO: 12/31/09

PAGE: 46
 RUN DATE: 04/19/10

TAX CODE	OR-OFF SERIAL	SEQ LOT#	DATES	ACQUIRED	TRADE	UNITS	PROCEEDS	TAX COST	FEDERAL G/L	STATE G/L
ASSET 832110100 SMITH INTERNATIONAL INC										
830	660	40365-00002	00000	02/06/08	01/30/09	2.400	56.72	172.88	116.16-S	.00
830	660	40365-00002	00000	01/04/07	01/30/09	9.600	226.89	682.38	455.49-L	.00
830	660	40365-00002	00000	12/18/07	01/30/09	3.000	70.90	200.68	129.78-L	.00
830	660	40365-00002	00000	09/23/08	01/30/09	9.000	212.71	600.53	387.82-S	.00
830	640	40378-00004	00000	11/22/06	02/11/09	48.000	1,155.48	1,985.87	830.39-L	.00
830	660	40582-00003	00000	09/23/08	09/03/09	6.000	152.94	400.36	247.42-S	.00
830	660	40582-00003	00000	01/18/08	09/03/09	15.000	382.34	868.57	486.23-L	.00
830	660	40582-00003	00000	02/04/08	09/03/09	5.000	127.45	281.78	154.33-L	.00
830	660	40582-00003	00000	10/09/08	09/03/09	22.000	560.76	948.11	387.35-S	.00
TOTAL-SHORT						120.000	2,946.19	6,141.16	1,138.75-	.00
TOTAL-LONG									2,056.22-	.00
ASSET 833034101 SNAP ON INC										
830	690	40602-00016	00000	06/29/05	09/24/09	8.000	281.91	273.92	7.99 L	.00
TOTAL-LONG						8.000	281.91	273.92	7.99	.00
ASSET 83408W103 SOHU.COM INC										
830	671	40444-00010	00000	06/11/08	04/21/09	3.000	138.79	238.07	99.28-S	.00
830	672	40512-00086	00000	06/11/08	06/26/09	20.000	1,346.78	1,587.13	240.35-L	.00
830	672	40512-00086	00000	01/16/09	06/26/09	7.000	471.37	285.91	185.46 S	.00
TOTAL-SHORT						30.000	1,956.94	2,111.11	86.18	.00
TOTAL-LONG									240.35-	.00
ASSET 842587107 SOUTHERN CO										
830	880	40392-00006	00000	09/09/08	02/26/09	169.000	5,203.78	6,435.89	1,232.11-S	.00
830	880	40458-00012	00000	09/09/08	05/05/09	498.000	14,396.36	18,964.93	4,568.57-S	.00
830	880	40484-00006	00000	09/09/08	05/29/09	676.000	19,127.88	25,743.57	6,615.69-S	.00
830	880	40484-00006	00000	10/28/08	05/29/09	254.000	7,187.10	8,716.87	1,529.77-S	.00
TOTAL-SHORT						1,597.000	45,915.12	59,861.26	13,946.14-	.00
ASSET 854532108 STANLEY INC										
830	672	40512-00088	00000	12/15/08	06/26/09	32.000	1,019.89	1,022.11	2.22-S	.00
830	672	40512-00088	00000	04/03/09	06/26/09	15.000	478.08	385.65	92.43 S	.00

REPORT: TMS-TX-23
 BANK 21 PNC BANK (21)
 REGION 10 PITTSBURGH
 OFFICE 001 C & E

GAIN/LOSS FEDERAL REPORT INTERNAL USE ONLY
 ACCOUNT 0564345 ROCKWELL FOUNDATION
 FROM: 01/01/09 TO: 12/31/09

PAGE: 47
 RUN DATE: 04/19/10

TAX CODE	OR-OFF SERIAL	SEQ LOT#	ACQUIRED	TRADE	DATES	UNITS	PROCEEDS	TAX COST	FEDERAL G/L	STATE G/L
ASSET	854532108	(CONT'D)				47.000	1,497.97	1,407.76	90.21	.00
TOTAL-SHORT										
ASSET	857477103	STATE STR CORP				870.000	37,050.00	65,574.68	28,524.68-L	.00
830	880	40657-00009	00000	11/26/07	11/18/09	120.000	5,110.34	4,783.63	326.71 S	.00
TOTAL-SHORT						990.000	42,160.34	70,358.31	326.71	.00
TOTAL-LONG									28,524.68-	.00
ASSET	857873202	STEAK N SHAKE COMPANY				.750	250.22	162.24	87.98 S	.00
NAME CHANGE 4/9/2010										
SEE 08986R101						.750	250.22	162.24	87.98	.00
TOTAL-SHORT										
ASSET	858119100	STEEL DYNAMICS INC				42.000	693.07	488.75	204.32 S	.00
830	660	40540-00004	00000	12/11/08	07/24/09	58.000	1,018.78	674.94	343.84 S	.00
830	660	40554-00004	00000	12/11/08	08/07/09	20.000	351.30	179.59	171.71 S	.00
TOTAL-SHORT						120.000	2,063.15	1,343.28	719.87	.00
ASSET	859319105	STERLING FINANCIAL CORPORATION				45.000	63.63	1,158.75	1,095.12-L	.00
830	690	40385-00002	00000	01/25/06	02/19/09	45.000	63.63	1,158.75	1,095.12-	.00
TOTAL-LONG										
ASSET	863236105	STRAYER ED INC				11.000	2,115.64	2,411.01	295.37-S	.00
830	640	40343-00001	00000	07/29/08	01/08/09	11.000	2,115.64	2,411.01	295.37-	.00
TOTAL-SHORT										
ASSET	863667101	STRYKER CORP				56.000	2,243.59	2,754.88	511.29-S	.00
830	640	40567-00005	00000	11/11/08	08/20/09	17.000	681.09	714.85	33.76-S	.00
830	640	40567-00005	00000	02/17/09	08/20/09					

GAIN/LOSS FEDERAL REPORT INTERNAL USE ONLY
 ACCOUNT 0564345 ROCKWELL FOUNDATION
 FROM: 01/01/09 TO: 12/31/09

TAX CODE	OR-OFF	SERIAL	SEQ LOT#	ACQUIRED	TRADE	UNITS	PROCEEDS	TAX COST	FEDERAL G/L	STATE G/L
ASSET 863667101 (CONT'D)						73.000	2,924.68	3,469.73	545.05-	.00
TOTAL-SHORT										
ASSET 868157108 SUPERIOR ENERGY						40.000	569.02	1,595.74	1,026.72-L	.00
830	671	40434-00005	00000	05/30/07	04/08/09	44.000	625.93	563.49	62.44 S	.00
830	671	40434-00005	00000	03/11/09	04/08/09	84.000	1,194.95	2,159.23	62.44	.00
TOTAL-SHORT										
TOTAL-LONG									1,026.72-	.00
ASSET 868536103 SUPERVALU INC						30.000	527.83	811.50	283.67-L	.00
830	660	40345-00004	00000	08/01/06	01/12/09	38.000	668.59	1,008.57	339.98-L	.00
830	660	40345-00004	00000	08/23/06	01/12/09	68.000	1,196.42	1,820.07	623.65-	.00
TOTAL-LONG										
ASSET 871130100 SYBASE INC.						8.000	213.38	195.02	18.36 L	.00
830	671	40402-00003	00000	11/14/06	03/10/09	4.000	125.88	97.51	28.37 L	.00
830	671	40444-00011	00000	11/14/06	04/21/09	47.000	1,509.69	1,145.71	363.98 L	.00
830	672	40512-00089	00000	11/14/06	06/26/09	59.000	1,848.95	1,438.24	410.71	.00
TOTAL-LONG										
ASSET 871237103 SYKES ENTERPRISES INC						9.000	150.43	172.87	22.44-L	.00
830	671	40434-00006	00000	07/03/07	04/08/09	68.000	1,207.21	1,306.10	98.89-L	.00
830	672	40512-00090	00000	07/03/07	06/26/09	12.000	213.04	228.34	15.30-L	.00
830	672	40512-00090	00000	07/02/07	06/26/09	89.000	1,570.68	1,707.31	136.63-	.00
TOTAL-LONG										
ASSET 871503108 SYMANTEC CORP						1,522.000	25,021.04	24,699.02	322.02 S	.00
830	880	40498-00005	00000	04/03/09	06/12/09	1,522.000	25,021.04	24,699.02	322.02	.00
TOTAL-SHORT										
ASSET 878155100 TEAM INC						51.000	742.12	1,748.70	1,006.58-L	.00
830	671	40444-00012	00000	03/13/08	04/21/09	3.000	43.65	102.03	58.38-L	.00
830	671	40444-00012	00000	03/14/08	04/21/09					

TAX CODE	OR-OFF SERIAL	SEQ LOT#	DATES ACQUIRED	TRADE	UNITS	PROCEEDS	TAX COST	FEDERAL G/L	STATE G/L
ASSET 878155100 (CONT'D)									
TOTAL-LONG					54.000	785.77	1,850.73	1,064.96-	.00
ASSET 880770102 TERADYNE INCORPORATED									
830	672	40678-00001	00000 06/26/09	12/09/09	80.000	775.51	555.06	220.45 S	.00
TOTAL-SHORT					80.000	775.51	555.06	220.45	.00
ASSET 880915103 TERRA INDUSTRIES INC									
830	671	40398-00010	00000 12/05/08	03/04/09	8.000	206.25	98.23	108.02 S	.00
830	671	40422-00004	00000 12/05/08	03/30/09	9.000	245.88	110.51	135.37 S	.00
830	672	40512-00092	00000 12/05/08	06/26/09	15.000	392.84	184.18	208.66 S	.00
TOTAL-SHORT					32.000	844.97	392.92	452.05	.00
ASSET 887389104 TIMKEN CO									
830	690	40602-00019	00000 10/10/05	09/24/09	6.000	141.06	169.85	28.79-L	.00
TOTAL-LONG					6.000	141.06	169.85	28.79-	.00
ASSET 891027104 TORCHMARK CORP									
830	660	40587-00005	00000 10/22/07	09/09/09	5.000	208.48	317.11	108.63-L	.00
830	660	40587-00005	00000 11/21/07	09/09/09	15.000	625.42	900.66	275.24-L	.00
TOTAL-LONG					20.000	833.90	1,217.77	383.87-	.00
ASSET 891092108 TORO CO									
830	690	40602-00020	00000 05/23/08	09/24/09	6.000	239.51	233.28	6.23 L	.00
TOTAL-LONG					6.000	239.51	233.28	6.23	.00
ASSET 891777104 TOWER GROUP INC									
830	672	40512-00095	00000 01/16/09	06/26/09	44.000	1,076.00	1,117.94	41.94-S	.00
TOTAL-SHORT					44.000	1,076.00	1,117.94	41.94-	.00
ASSET 896818101 TRIUMPH GROUP INC NEW									
830	671	40422-00005	00000 09/19/07	03/30/09	4.000	150.87	327.86	176.99-L	.00
830	672	40512-00096	00000 09/19/07	06/26/09	23.000	951.73	1,885.21	933.48-L	.00
830	672	40512-00096	00000 07/29/08	06/26/09	7.000	289.66	373.28	83.62-S	.00

TAX CODE	OR-OFF SERIAL	SEQ LOT#	ACQUIRED	TRADE	UNITS	PROCEEDS	TAX COST	FEDERAL G/L	STATE G/L
ASSET	896818101	(CONT'D)							
		TOTAL-SHORT			34.000	1,392.26	2,586.35	83.62-	.00
		TOTAL-LONG						1,110.47-	.00
ASSET	89784N104	TRUE RELIGION APPAREL INC							
830	671	40398-00011	00000	11/20/08	88.000	778.75	929.37	150.62-S	.00
830	672	40643-00001	00000	06/26/09	65.000	1,369.58	1,356.97	12.61 S	.00
		TOTAL-SHORT			153.000	2,148.33	2,286.34	138.01-	.00
ASSET	901109108	TUTOR PERINI CORP							
830	672	40512-00098	00000	04/24/07	44.000	790.45	1,870.00	1,079.55-L	.00
830	672	40512-00098	00000	07/29/08	12.000	215.58	334.74	119.16-S	.00
		TOTAL-SHORT			56.000	1,006.03	2,204.74	119.16-	.00
		TOTAL-LONG						1,079.55-	.00
ASSET	903236107	URS CORP NEW							
830	880	40560-00009	00000	03/26/09	137.000	6,426.86	5,886.93	539.93 S	.00
830	880	40577-00009	00000	03/26/09	548.000	23,031.52	23,547.73	516.21-S	.00
830	690	40602-00022	00000	01/17/06	6.000	247.25	243.20	4.05 L	.00
		TOTAL-SHORT			691.000	29,705.63	29,677.86	23.72	.00
		TOTAL-LONG						4.05	.00
ASSET	907818108	UNION PACIFIC CORP							
830	880	40594-00003	00000	05/06/08	245.000	15,456.55	18,167.15	2,710.60-L	.00
830	880	40636-00009	00000	05/06/08	421.000	23,463.79	31,217.85	7,754.06-L	.00
830	880	40636-00009	00000	10/28/09	118.000	6,576.55	6,782.82	206.27-S	.00
		TOTAL-SHORT			784.000	45,496.89	56,167.82	206.27-	.00
		TOTAL-LONG						10,464.66-	.00
ASSET	909907107	UNITED BANKSHARES INC W VIRGINIA							
830	690	40602-00023	00000	01/02/09	6.000	111.72	194.89	83.17-S	.00
		TOTAL-SHORT			6.000	111.72	194.89	83.17-	.00
ASSET	910331107	UNITED FIRE & CASUALTY CO							
830	690	40602-00024	00000	09/19/05	2.000	36.66	81.16	44.50-L	.00

GAIN/LOSS FEDERAL REPORT INTERNAL USE ONLY
 ACCOUNT 0564345 ROCKWELL FOUNDATION
 FROM: 01/01/09 TO: 12/31/09

TAX CODE	OR-OFF SERIAL	SEQ LOT#	DATES	ACQUIRED	TRADE	UNITS	PROCEEDS	TAX COST	FEDERAL G/L	STATE G/L
	ASSET 910331107	(CONT'D)	TOTAL-LONG			2.000	36.66	81.16	44.50-	.00
	ASSET 91529Y106	UNUM GROUP								
830	660	40608-00002	00000	03/14/07	09/30/09	30.000	642.60	655.86	13.26-L	.00
830	660	40608-00002	00000	01/25/07	09/30/09	50.000	1,071.00	1,001.69	69.31 L	.00
		TOTAL-LONG				80.000	1,713.60	1,657.55	56.05	.00
	ASSET 917047102	URBAN OUTFITTERS INC								
830	640	40421-00004	00000	04/15/08	03/27/09	54.000	894.23	1,680.00	785.77-S	.00
		TOTAL-SHORT				54.000	894.23	1,680.00	785.77-	.00
	ASSET 920253101	VALMONT INDUSTRIES INC								
830	671	40388-00001	00000	10/16/08	02/24/09	19.000	852.78	1,070.97	218.19-S	.00
		TOTAL-SHORT				19.000	852.78	1,070.97	218.19-	.00
	ASSET 920355104	VALSPAR CORP								
830	690	40602-00025	00000	10/17/07	09/24/09	4.000	110.08	102.53	7.55 L	.00
		TOTAL-LONG				4.000	110.08	102.53	7.55	.00
	ASSET 92343V104	VERIZON COMMUNICATIONS INC								
830	880	40560-00010	00000	01/21/09	08/13/09	250.000	7,714.38	7,607.95	106.43 S	.00
830	880	40560-00010	00000	11/06/08	08/13/09	884.000	27,278.03	26,034.15	1,243.88 S	.00
		TOTAL-SHORT				1,134.000	34,992.41	33,642.10	1,350.31	.00
	ASSET 92553P201	VIACOM INC CLASS B WI								
830	660	40344-00003	00000	10/16/08	01/09/09	41.000	775.31	750.32	24.99 S	.00
830	660	40344-00003	00000	10/13/08	01/09/09	6.000	113.46	108.94	4.52 S	.00
830	660	40422-00004	00000	10/13/08	03/30/09	39.000	668.96	708.14	39.18-S	.00
830	660	40650-00005	00000	09/28/09	11/10/09	28.000	860.28	775.07	85.21 S	.00
830	660	40650-00005	00000	10/13/08	11/10/09	3.000	92.17	54.47	37.70 L	.00
830	660	40671-00002	00000	10/13/08	12/02/09	14.000	421.25	254.21	167.04 L	.00
830	660	40695-00006	00000	10/13/08	12/28/09	1.000	29.56	18.16	11.40 L	.00
830	660	40695-00006	00000	11/25/08	12/28/09	48.000	1,418.67	690.35	728.32 L	.00

TAX CODE	OR-OFF SERIAL	SEQ LOT#	ACQUIRED	TRADE	DATES	UNITS	PROCEEDS	TAX COST	FEDERAL G/L	STATE G/L
	ASSET 92553P201	(CONT'D)								
	TOTAL-SHORT					180.000	4,379.66	3,359.66	75.54	.00
	TOTAL-LONG								944.46	.00
	ASSET 929160109	VULCAN MATERIALS CO								
830	660	40602-00004	00000	08/03/09	09/24/09	18.000	971.79	868.10	103.69	.00
	TOTAL-SHORT					18.000	971.79	868.10	103.69	.00
	ASSET 92924F106	WGL HLDGS INC								
830	690	40602-00026	00000	10/22/08	09/24/09	2.000	67.16	56.87	10.29	.00
	TOTAL-SHORT					2.000	67.16	56.87	10.29	.00
	ASSET 929297109	WMS INDUSTRIES INC								
830	672	40519-00001	00000	06/26/09	07/02/09	20.000	608.43	644.00	35.57	.00
830	640	40591-00002	00000	03/31/08	09/15/09	44.000	1,892.30	1,600.06	292.24	.00
	TOTAL-SHORT					64.000	2,500.73	2,244.06	35.57	.00
	TOTAL-LONG								292.24	.00
	ASSET 931142103	WAL-MART STORES INC								
830	880	40352-00005	00000	09/05/08	01/16/09	233.000	11,981.98	14,067.86	2,085.88	.00
830	880	40352-00005	00000	06/17/08	01/16/09	279.000	14,347.52	16,373.78	2,026.26	.00
	TOTAL-SHORT					512.000	26,329.50	30,441.64	4,112.14	.00
	ASSET 93317Q105	WALTER ENERGY INC								
830	660	40591-00005	00000	06/29/09	09/15/09	33.000	2,046.59	1,232.32	814.27	.00
	TOTAL-SHORT					33.000	2,046.59	1,232.32	814.27	.00
	ASSET 94106L109	WASTE MANAGEMENT INC								
830	880	40545-00007	00000	02/20/09	07/29/09	906.000	26,659.90	25,769.72	890.18	.00
	TOTAL-SHORT					906.000	26,659.90	25,769.72	890.18	.00
	ASSET 942712100	WATSON WYATT WORLDWIDE INC								
	CLASS A									
	MERGED	01/04/2010	SEE	891894107						
830	671	40402-00004	00000	01/10/06	03/10/09	4.000	186.53	119.92	66.61	.00
830	671	40444-00013	00000	01/10/06	04/21/09	4.000	204.94	119.92	85.02	.00

REPORT: TMS-TX-23
 BANK 21 PNC BANK (21)
 REGION 10 PITTSBURGH
 OFFICE 001 C & E

GAIN/LOSS FEDERAL REPORT INTERNAL USE ONLY
 ACCOUNT 0564345 ROCKWELL FOUNDATION
 FROM: 01/01/09 TO: 12/31/09

PAGE: 53
 RUN DATE: 04/19/10

TAX CODE	OR-OFF SERIAL	SEQ LOT#	DATES	ACQUIRED	TRADE	UNITS	PROCEEDS	TAX COST	FEDERAL G/L	STATE G/L
830	672	40512-00105	00000	01/10/06	06/26/09	34.000	1,386.55	1,019.28	367.27 L	.00
		TOTAL-LONG				42.000	1,778.02	1,259.12	518.90	.00
ASSET	94973V107	WELLPOINT INC								
830	660	40531-00003	00000	10/23/08	07/15/09	24.000	1,197.02	967.80	229.22 S	.00
830	660	40534-00003	00000	10/23/08	07/20/09	4.000	197.18	161.30	35.88 S	.00
830	660	40534-00003	00000	10/27/08	07/20/09	20.000	985.92	775.10	210.82 S	.00
		TOTAL-SHORT				48.000	2,380.12	1,904.20	475.92	.00
ASSET	969457100	WILLIAMS COMPANIES INC								
830	660	40350-00001	00000	10/20/08	01/14/09	36.000	507.65	716.37	208.72-S	.00
830	660	40350-00001	00000	11/06/08	01/14/09	18.000	253.83	335.56	81.73-S	.00
830	660	40388-00007	00000	11/06/08	02/24/09	16.000	178.24	298.28	120.04-S	.00
830	660	40395-00006	00000	11/06/08	03/03/09	15.000	149.19	279.64	130.45-S	.00
830	660	40395-00006	00000	10/08/08	03/03/09	75.000	745.92	1,306.27	560.35-S	.00
		TOTAL-SHORT				160.000	1,834.83	2,936.12	1,101.29-	.00
ASSET	981475106	WORLD FUEL SVCS CORP								
830	672	40512-00106	00000	04/08/09	06/26/09	37.000	1,434.16	1,168.22	265.94 S	.00
		TOTAL-SHORT				37.000	1,434.16	1,168.22	265.94	.00
ASSET	983024100	WYETH MERGED 10/15/09 @33.00 P/S SEE 717081103								
830	880	40372-00006	00000	06/09/05	02/06/09	850.000	36,910.19	36,811.88	98.31 L	.00
		TOTAL-LONG				850.000	36,910.19	36,811.88	98.31	.00
ASSET	98385X106	XTO ENERGY INC								
830	880	40659-00003	00000	03/19/07	11/20/09	1,340.000	54,968.60	55,325.92	357.32-L	.00
		TOTAL-LONG				1,340.000	54,968.60	55,325.92	357.32-	.00
ASSET	984121103	XEROX CORP								
830	660	40612-00006	00000	09/21/09	10/06/09	155.000	1,142.68	1,454.19	311.51-S	.00

REPORT: TMS-TX-23
 BANK 21 PNC BANK (21)
 REGION 10 PITTSBURGH
 OFFICE 001 C & E

GAIN/LOSS FEDERAL REPORT INTERNAL USE ONLY
 ACCOUNT 0564345 ROCKWELL FOUNDATION
 FROM: 01/01/09 TO: 12/31/09

TAX CODE	OR-OFF SERIAL	SEQ LOT#	ACQUIRED	TRADE	DATES	UNITS	PROCEEDS	TAX COST	FEDERAL G/L	STATE G/L
ASSET 984121103 (CONT'D)						155.000	1,142.68	1,454.19	311.51-	.00
TOTAL-SHORT										
ASSET 988498101 YUM! BRANDS INC						137.000	4,551.16	4,177.99	373.17 S	.00
830	880	40456-00006	00000	12/19/08	05/01/09	753.000	26,272.02	22,963.72	3,308.30 S	.00
830	880	40498-00007	00000	12/19/08	06/12/09	890.000	30,823.18	27,141.71	3,681.47	.00
TOTAL-SHORT										
ASSET 98956P102 ZIMMER HOLDINGS INC						25.000	898.93	1,779.14	880.21-S	.00
830	660	40426-00006	00000	09/12/08	04/01/09	25.000	898.93	1,779.14	880.21-	.00
TOTAL-SHORT										
LISTED SALES-TOTAL SHORT						36,055.153	1182,333.42	1302,805.02		
LONG						58,000.259	1550,209.89	1575,117.90		
CAPITAL GAIN DISTRIBUTIONS									.00 L	.00 L
GRAND TOTAL-SHORT						94,055.412	2732,543.31	2877,922.92	120,471.60-	
-LONG									24,908.01-	
CARRYOVER(CURRENT)									.00 S	.00 M
									.00 L	.00 L

ACCOUNT
21-10-501-0564345

*PART II, COLUMN B & C
(STATEMENTS 9, 10 & 11)*

SUMMARY OF INVESTMENTS

AS OF 12/31/09

ROCKWELL FOUNDATION

	CARRYING VALUE	TAX COST	MARKET VALUE	% OF MARKET	ESTIMATED INCOME	YIELD AT MARKET
PRINCIPAL CASH						
CASH EQUIVALENTS	279,200.78	279,200.78	279,200.78	3.554	22.32	
FIXED INCOME						
BONDS	40,835.40	40,835.51	45,042.02	.573	2,862.96	6.356
MUTUAL FUNDS - FIXED	2,340,918.51	2,340,918.51	2,284,444.23	29.083	112,613.19	4.930
TOTAL FIXED INCOME	2,381,753.91	2,381,754.02	2,329,486.25	29.656	115,476.15	4.957
EQUITIES						
COMMON STOCK	3,532,273.99	3,338,956.40	4,310,358.80	54.874	66,903.05	1.552
MUTUAL FUNDS - EQUITY	821,031.52	684,538.22	935,917.95	11.915	17,383.40	1.857
TOTAL EQUITIES	4,353,305.51	4,023,494.62	5,246,276.75	66.789	84,286.45	1.607
TOTAL PRINCIPAL ASSETS	7,014,260.20	6,684,449.42	7,854,963.78	100.000	199,784.92	2.543
CASH EQUIVALENTS	87,995.23	87,995.23	87,995.23	27.665	7.05	
FIXED INCOME						
MUTUAL FUNDS - FIXED	224,552.68	224,552.68	230,075.41	72.335	12,163.21	5.287
ACCOUNT TOTAL	7,326,808.11	6,996,997.33	8,173,034.42		211,955.18	2.593



STATEMENT OF INVESTMENTS

AS OF 12/31/09

ACCOUNT 21-10-501-0564345
ROCKWELL FOUNDATION

PAR VALUE /SHARES	INVESTMENT DESCRIPTION	CARRYING VALUE	TAX COST	MARKET VALUE	% OF MARKET	ESTIMATED INCOME	YIELD AT MARKET	MARKET UNIT PRICE
CASH EQUIVALENTS								
200.000	BLACKROCK LIQUIDITY FUNDS TEMPFUND ADMINISTRATION SHARES #H1 (INCOME INVESTMENT) ACCOUNT 21-10-690-0564345	200.00	200.00	200.00	.002	.02	.010	1.000
5,311.100	BLACKROCK LIQUIDITY FUNDS TEMPFUND ADMINISTRATION SHARES #H1 ACCOUNT 21-10-690-0564345	5,311.10	5,311.10	5,311.10	.065	.42	.008	1.000
33,905.760	BLACKROCK LIQUIDITY FUNDS TEMPFUND ADMINISTRATION SHARES #H1 ACCOUNT 21-10-680-0564345	33,905.76	33,905.76	33,905.76	.415	2.71	.008	1.000
2,288.970	BLACKROCK LIQUIDITY FUNDS TEMPFUND ADMINISTRATION SHARES #H1 ACCOUNT 21-10-672-0564345	2,288.97	2,288.97	2,288.97	.028	.18	.008	1.000
221,714.840	BLACKROCK LIQUIDITY FUNDS TEMPFUND ADMINISTRATION SHARES #H1 ACCOUNT 21-10-001-0564345	221,714.84	221,714.84	221,714.84	2.713	17.74	.008	1.000
87,125.010	BLACKROCK LIQUIDITY FUNDS TEMPFUND ADMINISTRATION SHARES #H1 (INCOME INVESTMENT) ACCOUNT 21-10-001-0564345	87,125.01	87,125.01	87,125.01	1.066	6.97	.008	1.000



STATEMENT OF INVESTMENTS

AS OF 12/31/09

PAGE 3

ACCOUNT 21-10-501-0564345 ROCKWELL FOUNDATION

PAR VALUE /SHARES	INVESTMENT DESCRIPTION	CARRYING VALUE	TAX COST	MARKET VALUE	% OF MARKET	ESTIMATED INCOME	YIELD AT MARKET	MARKET UNIT PRICE
7,179.050	BLACKROCK LIQUIDITY FUNDS TEMPFUND ADMINISTRATION SHARES #H1 ACCOUNT 21-10-640-0564345	7,179.05	7,179.05	7,179.05	.088	.57	.008	1.000
470.220	BLACKROCK LIQUIDITY FUNDS TEMPFUND ADMINISTRATION SHARES #H1 (INCOME INVESTMENT) ACCOUNT 21-10-640-0564345	470.22	470.22	470.22	.006	.04	.009	1.000
200.000	BLACKROCK LIQUIDITY FUNDS TEMPFUND ADMINISTRATION SHARES #H1 (INCOME INVESTMENT) ACCOUNT 21-10-660-0564345	200.00	200.00	200.00	.002	.02	.010	1.000
8,801.060	BLACKROCK LIQUIDITY FUNDS TEMPFUND ADMINISTRATION SHARES #H1 ACCOUNT 21-10-660-0564345	8,801.06	8,801.06	8,801.06	.108	.70	.008	1.000
	TOTAL CASH EQUIVALENTS	<u>367,196.01</u>	<u>367,196.01</u>	<u>367,196.01</u>	<u>4.493</u>	<u>29.37</u>	<u>.008</u>	
	U.S. GOVERNMENT AGENCIES							
29,389.940	GOVERNMENT NATL MTG ASSN POOL #354314 07.000% DUE 06/15/2023 ACCOUNT 21-10-001-0564345	29,343.99	29,344.03	32,402.70	.396	2,057.30	6.349	110.251
10,206.610	GOVERNMENT NATL MTG ASSN POOL #354326 07.000% DUE 06/15/2023 ACCOUNT 21-10-001-0564345	10,190.67	10,190.70	11,219.82	.137	714.46	6.368	109.927



STATEMENT OF INVESTMENTS

AS OF 12/31/09

PAGE 4

ACCOUNT
21-10-501-0564345

ROCKWELL FOUNDATION

PAR VALUE /SHARES	INVESTMENT DESCRIPTION	CARRYING VALUE	TAX COST	MARKET VALUE	% OF MARKET	ESTIMATED INCOME	YIELD AT MARKET	MARKET UNIT PRICE
1,302.830	GOVERNMENT NATL MTG ASSN POOL #337450 07.000% DUE 06/15/2023 ACCOUNT 21-10-001-0564345	1,300.74	1,300.78	1,419.50	.017	91.20	6.425	108.955
	TOTAL U.S. GOVERNMENT AGENCIES	<u>40,835.40</u>	<u>40,835.51</u>	<u>45,042.02</u>	<u>.550</u>	<u>2,862.96</u>	<u>6.356</u>	
	COMMON STOCK							
25.000	FEDERAL REALTY INVT TRUST SH BEN INT NEW REIT	1,035.94	1,002.24	1,693.00	.021	66.00	3.898	67.720
89.000	HONEYWELL INTL INC	5,041.48	5,041.48	3,488.80	.043	107.69	3.087	39.200
1.000	STEAK N SHAKE COMPANY NAME CHANGE 4/9/2010 SEE 08986R101	216.33	216.33	324.12	.004			324.120
126.000	GAMESTOP CORP CL A	4,999.95	4,999.96	2,764.44	.034			21.940
87.000	PRIDE INTERNATIONAL INC	2,039.24	2,039.24	2,776.17	.034			31.910
1,195.000	BRISTOL MYERS SQUIBB CO	27,567.07	27,567.07	30,173.75	.369	1,529.60	5.069	25.250
1,017.000	COCA COLA CO	52,643.10	51,444.33	57,969.00	.709	1,789.92	3.088	57.000
1,064.000	HOME DEPOT INC	25,743.12	25,743.12	30,781.52	.377	1,005.48	3.267	28.930
15.000	SURHODICS INC	455.94	455.94	339.90	.004			22.000
42.000	FTI CONSULTING INC	3,071.99	3,071.99	1,980.72	.024	39.19	1.979	47.160
130.000	NV ENERGY INC	1,480.92	1,480.92	1,609.40	.020	57.20	3.554	12.380



STATEMENT OF INVESTMENTS

AS OF 12/31/09

PAGE 5

ACCOUNT
21-10-501-0564345

ROCKWELL FOUNDATION

PAR VALUE /SHARES	INVESTMENT DESCRIPTION	CARRYING VALUE	TAX COST	MARKET VALUE	% OF MARKET	ESTIMATED INCOME	YIELD AT MARKET	MARKET UNIT PRICE
90.000	AMERICA MOVIL S A B DE C V	1,790.10	1,790.10	4,228.20	.052	40.86	.966	46.980
883.000	CSX CORP	28,318.24	28,318.24	42,816.67	.524	847.68	1.980	48.000
35.000	CLOROX CO	2,077.17	1,948.10	2,135.00	.026	70.00	3.279	61.000
54.000	CORRECTIONS CORP AMER NEW COM NEW REIT	1,305.38	1,305.38	1,325.70	.016			24.550
30.000	ARCH CAPITAL GROUP LTD	1,907.30	1,907.30	2,146.50	.026			71.550
30.000	GENCO SHIPPING & TRADING LTD ISIN MYH2685T1073 SEDOL B0DPJ2	712.98	712.98	671.40	.008	90.00	13.405	22.380
85.000	NOVELL INC	383.20	383.20	352.75	.004			4.150
37.000	CELGENE CORP	1,972.93	1,972.93	2,060.16	.025			55.680
767.000	COLGATE-PALMOLIVE CO	59,369.52	59,215.92	63,009.05	.771	1,626.04	2.581	82.150
611.000	MCKESSON CORPORATION	34,889.03	34,889.03	38,187.50	.467	293.28	.768	62.500
30.000	GRANITE CONSTRUCTION INC	1,591.75	1,591.75	1,009.80	.012	15.60	1.545	33.660
104.000	LKQ CORP	1,402.98	1,402.98	2,037.36	.025			19.590
36.000	ITT CORPORATION	1,856.34	1,856.34	1,790.64	.022	36.00	2.010	49.700
97.000	PERKINELMER INC	1,702.79	1,702.79	1,997.23	.024	27.16	1.360	20.590
1,240.000	QUALCOMM INC	56,582.74	56,136.90	57,362.40	.702	942.40	1.643	46.260
68.000	OIL STATES INTERNATIONAL INC	2,275.54	2,275.54	2,671.72	.033			39.290



STATEMENT OF INVESTMENTS

AS OF 12/31/09

ACCOUNT
21-10-501-0564345

ROCKWELL FOUNDATION

PAR VALUE /SHARES	INVESTMENT DESCRIPTION	CARRYING VALUE	TAX COST	MARKET VALUE	% OF MARKET	ESTIMATED INCOME	YIELD AT MARKET	MARKET UNIT PRICE
50.000	ATLAS ENERGY INC	1,436.79	1,436.79	1,507.00	.018			30.140
57.000	STARWOOD HOTELS & RESORTS WORLDWIDE INC	1,157.54	1,157.54	2,084.49	.026	11.40	.547	36.640
74.000	SUNCOR ENERGY INC ISIN CA867224107 SEDOL B3NBOP5	2,236.53	2,236.53	2,612.94	.032	28.86	1.105	35.310
94.000	TERRA INDUSTRIES INC	1,883.25	1,883.25	3,025.86	.037	37.60	1.243	32.190
497.000	FEDEX CORPORATION	39,646.99	39,646.99	41,474.65	.507	218.68	.527	83.450
892.000	ILLINOIS TOOL WORKS INC	41,360.61	41,360.61	42,807.08	.524	1,106.08	2.584	47.990
1,100.000	SCRIPPS NETWORKS INTERAC CL A	41,901.35	41,901.35	45,650.00	.559	330.00	.723	41.500
33.000	EDWARDS LIFESCIENCES CORP	1,574.33	1,551.06	2,866.05	.035			86.850
55.000	TJX COMPANIES INC NEW	1,741.80	1,741.80	2,010.25	.025	33.00	1.642	36.550
750.000	MEDCO HEALTH SOLUTIONS INC	23,420.62	22,806.20	47,932.50	.586			63.910
41.000	TRANSOCEAN LTD SEDOL B3KFW1 ISIN CH0048265513	5,652.44	3,940.79	3,394.80	.042	3.69	.109	82.800
61.000	SUNPOWER CO.	4,311.69	4,311.69	1,444.48	.018			23.640
1,650.000	TALISHAN ENERGY INC SEDOL 2125600 ISIN CA87425E1034	26,095.86	26,095.86	30,756.00	.376	707.85	2.302	18.640
2,750.000	WILLIAMS COMPANIES INC	53,952.49	53,952.49	57,970.00	.709	1,210.00	2.087	21.080



STATEMENT OF INVESTMENTS

AS OF 12/31/09

PAGE 7

ACCOUNT
21-10-501-0564345

ROCKWELL FOUNDATION

PAR VALUE /SHARES	INVESTMENT DESCRIPTION	CARRYING VALUE	TAX COST	MARKET VALUE	% OF MARKET	ESTIMATED INCOME	YIELD AT MARKET	MARKET UNIT PRICE
80.000	QLOGIC CORP	1,486.94	1,486.94	1,509.60	.018			18.870
59.000	URBAN OUTFITTERS INC	1,206.20	1,206.20	2,064.41	.025			34.800
68.000	EXCO RESOURCES INC	1,469.53	1,469.53	1,443.64	.018	8.16	.565	21.230
314.000	GRAINGER W W INC	27,842.35	27,842.35	30,404.62	.372	577.76	1.900	96.830
45.000	KINETIC CONCEPTS INC COM NEW	1,985.59	1,985.59	1,694.25	.021			37.650
47.000	PERFECT WORLD CO LTD ADR ISIN US71372U1043 SEDOL B23F975	1,940.76	1,940.76	1,853.68	.023			39.440
26.000	COOPER INDUSTRIES PLC SEDOL B40K911 ISIN IE00B40K9117 ACCOUNT 21-10-660-0564345	900.88	837.20	1,108.64	.014	28.08	2.533	42.640
825.000	COOPER INDUSTRIES PLC SEDOL B40K911 ISIN IE00B40K9117 ACCOUNT 21-10-880-0564345	34,661.47	34,661.47	35,178.00	.430	891.00	2.533	42.640
806.000	COVIDIEN PLC SEDOL B3QNH2 ISIN:IE00B3QNH21 ACCOUNT 21-10-880-0564345	38,305.48	38,305.48	38,599.34	.472	580.32	1.503	47.890
35.000	EVEREST RE GROUP LTD ACCOUNT 21-10-660-0564345	3,270.95	3,260.34	2,998.80	.037	67.20	2.241	85.000
25.000	HERBALIFE LTD ACCOUNT 21-10-672-0564345	773.70	773.70	1,014.25	.012	20.00	1.972	40.570



STATEMENT OF INVESTMENTS

AS OF 12/31/09

PAGE 8

ACCOUNT
21-10-501-0564345

ROCKWELL FOUNDATION

PAR VALUE /SHARES	INVESTMENT DESCRIPTION	CARRYING VALUE	TAX COST	MARKET VALUE	% OF MARKET	ESTIMATED INCOME	YIELD AT MARKET	MARKET UNIT PRICE
164.000	INVESCO LTD ISIN BMG491BT1086 SEDOL B28XP76 ACCOUNT 21-10-660-0564345	3,365.54	3,046.27	3,852.36	.047	67.24	1.745	23.490
188.000	MARVELL TECHNOLOGY GROUP LTD ACCOUNT 21-10-640-0564345	2,067.76	2,067.76	3,901.00	.048			20.750
128.000	SEAGATE TECHNOLOGY ACCOUNT 21-10-640-0564345	1,777.16	1,777.16	2,328.32	.028	34.56	1.484	18.190
126.000	XL CAPITAL LTD CLASS A ACCOUNT 21-10-660-0564345	1,762.03	1,762.03	2,309.58	.028	50.40	2.182	18.330
1,163.000	NOBLE CORPORATION SEDOL: B65Z9D7 ISIN: CH0033347318 ACCOUNT 21-10-880-0564345	36,123.35	36,123.35	47,334.10	.579	220.97	.467	40.700
34.000	CORE LABORATORIES N V ACCOUNT 21-10-690-0564345	2,579.82	2,579.82	4,016.08	.049			118.120
55.000	AAR CORP ACCOUNT 21-10-690-0564345	1,687.16	1,686.22	1,263.90	.015	5.50	.435	22.980
98.000	ABB LTD SPONSORED ADR ACCOUNT 21-10-640-0564345	1,834.80	1,834.80	1,871.80	.023	43.51	2.325	19.100
1,789.000	AT&T INC ACCOUNT 21-10-880-0564345	54,624.26	49,469.40	50,145.67	.614	3,005.52	5.994	28.000
49.000	AARON'S INC. ACCOUNT 21-10-690-0564345	1,266.45	1,246.55	1,358.77	.017	3.53	.260	27.730



STATEMENT OF INVESTMENTS

AS OF 12/31/09

PAGE 9

ACCOUNT
21-10-501-0564345

ROCKWELL FOUNDATION

PAR VALUE /SHARES	INVESTMENT DESCRIPTION	CARRYING VALUE	TAX COST	MARKET VALUE	% OF MARKET	ESTIMATED INCOME	YIELD AT MARKET	MARKET UNIT PRICE
49.000	ABERCROMBIE & FITCH CO CL A	2,043.23	2,043.23	1,707.65	.021	34.30	2.009	34.850
92.000	ACCOUNT 21-10-640-0564345 AETNA INC NEW	2,384.65	2,384.65	2,916.40	.036	3.68	.126	31.700
25.000	ACCOUNT 21-10-660-0564345 AGRIUM INC SEDOL 2015530 ISIN CA0089161081	1,238.69	1,197.41	1,537.50	.019	2.75	.179	61.500
82.000	ACCOUNT 21-10-640-0564345 AKAHAI TECHNOLOGIES	2,039.87	2,039.87	2,077.88	.025			25.340
34.000	ACCOUNT 21-10-640-0564345 ALEXANDRIA REAL ESTATE EQUITIES INC	1,257.18	1,257.18	2,185.86	.027	47.60	2.178	64.290
40.000	ACCOUNT 21-10-660-0564345 ALEXION PHARMACEUTICALS INC	1,775.30	1,775.30	1,952.80	.024			48.820
778.000	ACCOUNT 21-10-880-0564345 ALLERGAN INC	32,461.39	32,461.39	49,021.78	.600	155.60	.317	63.010
199.000	ACCOUNT 21-10-640-0564345 ALTERA CORP	4,375.17	4,375.17	4,503.37	.055	39.80	.884	22.630
78.000	ACCOUNT 21-10-640-0564345 AMAZON COM INC	5,115.20	4,844.81	10,646.22	.130			136.
26.000	ACCOUNT 21-10-690-0564345 AMEDISYS INC	962.30	962.30	1,263.60	.015			48.600



STATEMENT OF INVESTMENTS

AS OF 12/31/09

PAGE 10

ACCOUNT
21-10-501-0564345

ROCKWELL FOUNDATION

PAR VALUE /SHARES	INVESTMENT DESCRIPTION	CARRYING VALUE	TAX COST	MARKET VALUE	% OF MARKET	ESTIMATED INCOME	YIELD AT MARKET	MARKET UNIT PRICE
23.000	AMEDISYS INC ACCOUNT 21-10-672-0564345	729.08	665.99	1,117.80	.014			48.600
110.000	AMERICAN AXLE & MFG HOLDINGS ACCOUNT 21-10-672-0564345	848.39	848.39	882.20	.011	8.80	.998	8.000
1,196.000	AMERICAN ELECTRIC POWER INC ACCOUNT 21-10-880-0564345	40,005.73	40,005.73	41,608.84	.509	1,961.44	4.714	34.790
734.000	AMERICAN EXPRESS CO ACCOUNT 21-10-880-0564345	30,392.38	30,392.38	29,741.68	.364	528.48	1.777	40.520
95.000	AMERICAN MEDICAL SYS HLDGS ACCOUNT 21-10-672-0564345	1,499.89	1,499.90	1,832.55	.022			19.290
943.000	AMERICAN TOWER CORP CL A ACCOUNT 21-10-880-0564345	39,531.59	39,531.59	40,747.03	.499			43.210
55.000	AMERICIGROUP CORPORATION ACCOUNT 21-10-690-0564345	1,961.16	1,901.87	1,482.80	.018			26.960
883.000	AMERIPRISE FINANCIAL INC-W/I ACCOUNT 21-10-880-0564345	33,954.62	33,954.62	34,278.06	.419	600.44	1.752	38.820
438.000	AMGEN INC ACCOUNT 21-10-880-0564345	27,244.65	27,244.65	24,777.66	.303			56.570
73.000	AMPHENOL CORP NEW CL A ACCOUNT 21-10-640-0564345	3,454.05	3,454.05	3,371.14	.041	4.38	.130	46.100
34.000	AMPHENOL CORP NEW CL A ACCOUNT 21-10-660-0564345	1,056.94	679.99	1,570.12	.019	2.04	.130	46.180



STATEMENT OF INVESTMENTS

AS OF 12/31/09

ACCOUNT
21-10-501-0564345

ROCKWELL FOUNDATION

PAGE 11

PAR VALUE /SHARES	INVESTMENT DESCRIPTION	CARRYING VALUE	TAX COST	MARKET VALUE	% OF MARKET	ESTIMATED INCOME	YIELD AT MARKET	MARKET UNIT PRICE
152.000	ANGLO AMERICAN PLC UNSP ADR	2,270.93	2,270.93	3,295.36	.040	30.40	.923	21.680
61.000	ANSYS INC ACCOUNT 21-10-640-0564345	2,624.92	2,624.92	2,651.06	.032			43.460
50.000	ANSYS INC ACCOUNT 21-10-672-0564345	1,563.41	1,563.41	2,173.00	.027			43.460
38.000	APACHE CORPORATION ACCOUNT 21-10-640-0564345	3,977.99	3,966.07	3,920.46	.048	22.80	.582	103.170
710.000	APACHE CORPORATION ACCOUNT 21-10-880-0564345	62,570.46	62,570.46	73,250.70	.896	426.00	.582	103.170
501.000	APPLE INC ACCOUNT 21-10-880-0564345	44,125.43	37,990.03	105,576.73	1.292			210.732
59.000	APPLE INC ACCOUNT 21-10-640-0564345	2,160.58	2,160.58	12,433.19	.152			210.732
169.000	ARRIS GROUP INC ACCOUNT 21-10-690-0564345	1,798.47	1,756.09	1,931.67	.024			11.430
130.000	ASTORIA FINL CORP ACCOUNT 21-10-690-0564345	2,445.20	2,445.20	1,615.90	.020	67.60	4.183	12.430
52.000	ATWOOD OCEANICS INC ACCOUNT 21-10-640-0564345	2,045.94	2,045.94	1,864.20	.023			35.
58.000	AVON PRODUCTS INC ACCOUNT 21-10-640-0564345	1,329.01	1,329.01	1,827.00	.022	51.04	2.794	31.500



STATEMENT OF INVESTMENTS

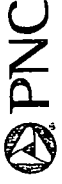
AS OF 12/31/09

PAGE 12

ACCOUNT
21-10-501-0564345

ROCKWELL FOUNDATION

PAR VALUE /SHARES	INVESTMENT DESCRIPTION	CARRYING VALUE	TAX COST	MARKET VALUE	% OF MARKET	ESTIMATED INCOME	YIELD AT MARKET	MARKET UNIT PRICE
40.000	BJS WHSL CLUB INC ACCOUNT 21-10-660-0564345	1,438.57	1,438.57	1,308.40	.016			32.710
12.000	BAIDU INC ACCOUNT 21-10-640-0564345	1,677.59	1,677.59	4,934.76	.060			411.
40.000	BALLY TECHNOLOGIES INC ACCOUNT 21-10-672-0564345	1,187.93	1,187.93	1,651.60	.020			41.290
30.000	BARD C R INC ACCOUNT 21-10-660-0564345	2,286.49	2,286.49	2,337.00	.029	20.40	.873	77.900
59.000	BARRICK GOLD CORP SEDOL 2024677 ISIN CA0679011084 ACCOUNT 21-10-640-0564345	1,751.23	1,751.23	2,323.42	.028	23.60	1.016	39.380
965.000	BAXTER INTERNATIONAL INC ACCOUNT 21-10-880-0564345	52,516.53	51,116.70	56,626.20	.693	1,119.40	1.977	58.680
78.000	BE AEROSPACE INC ACCOUNT 21-10-660-0564345	1,376.12	1,376.12	1,833.00	.022			23.500
156.000	WR BERKLEY CORP ACCOUNT 21-10-660-0564345	3,939.76	3,733.67	3,843.84	.047	37.44	.974	24.640
15.000	BIO RAD LABORATORIES INC CLASS A ACCOUNT 21-10-672-0564345	1,159.35	1,159.35	1,446.90	.018			96.460
50.000	BIOMARIN PHARMACEUTICAL INC ACCOUNT 21-10-672-0564345	771.41	771.41	940.50	.012			18.810
20.000	BIOGEN IDEC INC ACCOUNT 21-10-660-0564345	1,018.30	1,018.30	1,070.00	.013			53.500



STATEMENT OF INVESTMENTS

AS OF 12/31/09

ACCOUNT
21-10-501-0564345

PAGE 13

ROCKWELL FOUNDATION

PAR VALUE /SHARES	INVESTMENT DESCRIPTION	CARRYING VALUE	TAX COST	MARKET VALUE	% OF MARKET	ESTIMATED INCOME	YIELD AT MARKET	MARKET UNIT PRICE
65.000	BJ'S RESTAURANTS, INC ACCOUNT 21-10-672-0564345	1,029.14	1,029.14	1,223.95	.015			18.830
41.000	BOSTON PPTYS INC REIT ACCOUNT 21-10-660-0564345	1,913.59	1,913.59	2,749.87	.034	82.00	2.982	67.
52.000	BRINKER INTERNATIONAL INC ACCOUNT 21-10-690-0564345	1,380.08	1,380.08	775.84	.009	29.12	3.753	14.920
1,063.000	BROADCOM CORP ACCOUNT 21-10-880-0564345	26,821.26	26,821.26	33,452.61	.409	340.16	1.017	31.470
70.000	BROADPOINT GLEACHER SECURITI ACCOUNT 21-10-672-0564345	431.14	431.14	312.20	.004			4.460
149.000	BUCYRUS INTL INC ACCOUNT 21-10-690-0564345	5,166.17	5,121.28	8,399.13	.103	14.90	.177	56.370
193.000	CBS CORP CLASS B WI ACCOUNT 21-10-660-0564345	2,490.19	2,490.19	2,711.65	.033	38.60	1.423	14.050
9.000	CME GROUP INC A DERIVATIVES EXCHANGE ACCOUNT 21-10-640-0564345	1,973.44	1,973.44	3,023.64	.037	41.40	1.369	335.960
100.000	CMS ENERGY CORP ACCOUNT 21-10-660-0564345	1,357.42	1,336.43	1,566.00	.019	60.00	3.831	15.660
75.000	CABOT OIL & GAS CORP COM ACCOUNT 21-10-690-0564345	1,307.41	1,307.41	3,269.25	.040	9.00	.275	43.550
95.000	CAMERON INTL CORP ACCOUNT 21-10-640-0564345	3,306.29	3,306.29	3,971.00	.049			41.800



STATEMENT OF INVESTMENTS

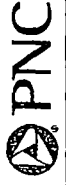
AS OF 12/31/09

ACCOUNT
21-10-501-0564345

ROCKWELL FOUNDATION

PAGE 14

PAR VALUE /SHARES	INVESTMENT DESCRIPTION	CARRYING VALUE	TAX COST	MARKET VALUE	% OF MARKET	ESTIMATED INCOME	YIELD AT MARKET	MARKET UNIT PRICE
40.000	CASH AMERICA INTERNATIONAL INC ACCOUNT 21-10-690-0564345	1,600.51	1,600.51	1,398.40	.017	5.60	.400	34.960
73.000	CASH AMERICA INTERNATIONAL INC ACCOUNT 21-10-672-0564345	2,029.84	2,029.84	2,552.08	.031	10.22	.400	34.960
1,066.000	CELANESE CORP-SERIES A ACCOUNT 21-10-880-0564345	22,448.59	22,448.59	34,218.60	.419	170.56	.498	32.100
35.000	CENTENE CORP ACCOUNT 21-10-672-0564345	712.82	712.82	740.95	.009			21.170
49.000	CENTURYTEL INC ACCOUNT 21-10-660-0564345	1,650.17	1,431.61	1,774.29	.022	142.10	8.009	36.210
57.000	CHECKPOINT SYSTEMS INC ACCOUNT 21-10-690-0564345	993.45	987.22	869.25	.011			15.250
-45.000	CHICOS FAS INC ACCOUNT 21-10-640-0564345	-607.56	-607.56	-632.25	.008	-7.20	1.139	14.050
45.000	CHICOS FAS INC ACCOUNT 21-10-672-0564345	607.56	607.56	632.25	.008	7.20	1.139	14.050
10.000	CHOICE HOTELS INTL INC ACCOUNT 21-10-672-0564345	302.49	302.49	316.60	.004	7.40	2.337	31.660
699.000	CHUBB CORP ACCOUNT 21-10-880-0564345	36,870.88	36,138.41	34,376.82	.421	1,034.52	3.009	49.100
2,056.000	CISCO SYSTEMS INC ACCOUNT 21-10-880-0564345	43,368.44	38,166.87	49,220.64	.602			23.940
220.000	CISCO SYSTEMS INC ACCOUNT 21-10-640-0564345	6,091.47	6,000.35	5,266.80	.064			23.940



STATEMENT OF INVESTMENTS

AS OF 12/31/09

PAGE 15

ACCOUNT 21-10-501-0564345	ROCKWELL FOUNDATION							
PAR VALUE /SHARES	INVESTMENT DESCRIPTION	CARRYING VALUE	TAX COST	MARKET VALUE	% OF MARKET	ESTIMATED INCOME	YIELD AT MARKET	MARKET UNIT PRICE
65.000	CLIFFS NATURAL RESOURCES INC ACCOUNT 21-10-660-0564345	2,253.57	2,218.81	2,995.85	.037	22.75	.759	46.090
-161.000	COACH INC ACCOUNT 21-10-640-0564345	-6,934.04	-7,324.99	-5,881.33	.072	-48.30	.821	36.000
1,194.000	COACH INC ACCOUNT 21-10-880-0564345	32,713.24	32,713.24	43,616.82	.534	358.20	.821	36.530
65.000	COGNIZANT TECHNOLOGY SOLUTIONS ACCOUNT 21-10-640-0564345	2,703.86	2,703.86	2,946.45	.036			45.330
75.000	COHERENT INC ACCOUNT 21-10-672-0564345	1,579.71	1,579.71	2,229.75	.027			29.730
50.000	COINSTAR INC ACCOUNT 21-10-672-0564345	1,376.68	1,376.68	1,389.00	.017			27.780
80.000	COMERICA INC ACCOUNT 21-10-660-0564345	2,454.66	2,454.66	2,365.60	.029	16.00	.676	29.570
102.000	COMMScope INC ACCOUNT 21-10-660-0564345	3,463.84	2,966.10	2,706.06	.033			26.530
70.000	COMPELLENT TECHNOLOGIES INC ACCOUNT 21-10-672-0564345	1,052.55	1,052.55	1,587.60	.019			22.680
38.000	CONCHO RESOURCES INC ACCOUNT 21-10-660-0564345	1,444.91	1,444.91	1,706.20	.021			44.800
30.000	COVANCE INC ACCOUNT 21-10-690-0564345	1,358.70	1,358.70	1,637.10	.020			54.570
30.000	CUBIST PHARMACEUTICALS INC ACCOUNT 21-10-672-0564345	539.89	539.89	569.10	.007			18.970

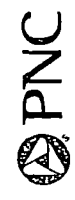


STATEMENT OF INVESTMENTS

AS OF 12/31/09

ACCOUNT 21-10-501-0564345
 ROCKWELL FOUNDATION

PAR VALUE /SHARES	INVESTMENT DESCRIPTION	CARRYING VALUE	TAX COST	MARKET VALUE	% OF MARKET	ESTIMATED INCOME	YIELD AT MARKET	MARKET UNIT PRICE
33.000	CUMMINS INC ACCOUNT 21-10-660-0564345	1,203.57	1,203.57	1,513.38	.019	23.10	1.526	45.860
767.000	CUMMINS INC ACCOUNT 21-10-880-0564345	40,462.04	40,462.04	35,174.62	.430	536.90	1.526	45.
-725.000	CUMMINS INC ACCOUNT 21-10-640-0564345	-38,479.19	-38,479.19	-33,248.50	.407	-507.50	1.526	45.860
45.000	CUTERA INC ACCOUNT 21-10-672-0564345	382.87	382.87	382.95	.005			8.510
77.000	DPL INC ACCOUNT 21-10-660-0564345	2,125.49	2,097.69	2,125.20	.026	93.17	4.384	27.600
50.000	DTS INC ACCOUNT 21-10-672-0564345	1,347.37	1,347.37	1,710.50	.021			34.210
61.000	DELPHI FINL GROUP INC CL A ACCOUNT 21-10-690-0564345	1,474.92	1,474.92	1,364.57	.017	24.40	1.788	22.370
56.000	DEVON ENERGY CORP NEW ACCOUNT 21-10-640-0564345	3,684.12	3,684.12	4,116.00	.050	35.84	.871	73.500
31.000	DIGITAL RLTY TR INC ACCOUNT 21-10-660-0564345	1,418.78	1,418.78	1,558.68	.019	59.52	3.819	50.280
54.000	DIGITAL RIV INC ACCOUNT 21-10-690-0564345	2,078.00	2,078.00	1,457.46	.018			26.
223.000	DISH NETWORK CORP CL A ACCOUNT 21-10-660-0564345	4,193.38	4,186.19	4,716.45	.058			21.150



STATEMENT OF INVESTMENTS

AS OF 12/31/09

PAGE 18

ACCOUNT
21-10-501-0564345

ROCKWELL FOUNDATION

PAR VALUE /SHARES	INVESTMENT DESCRIPTION	CARRYING VALUE	TAX COST	MARKET VALUE	% OF MARKET	ESTIMATED INCOME	YIELD AT MARKET	MARKET UNIT PRICE
82.000	EDISON INTL ACCOUNT 21-10-660-0564345	3,632.38	3,276.82	2,851.96	.035	103.32	3.623	34.780
94.000	ENSCO PLC ADS ACCOUNT 21-10-640-0564345	2,798.96	2,798.96	3,754.36	.046	2.35	.063	39.
81.000	EXPEDIA INC ACCOUNT 21-10-640-0564345	1,950.94	1,950.94	2,084.13	.026	22.68	1.088	25.730
1,447.000	EXXON MOBIL CORP ACCOUNT 21-10-880-0564345	59,519.03	26,514.09	98,670.93	1.207	2,430.96	2.464	68.190
181.000	FLIR SYSTEM INC ACCOUNT 21-10-690-0564345	3,212.51	3,212.51	5,924.13	.072			32.730
44.000	FMC CORPORATION NEW ACCOUNT 21-10-660-0564345	2,321.60	2,321.60	2,453.44	.030	22.00	.897	55.760
70.000	FIRST COMMONWEALTH FINANCIAL CRP (PA) ACCOUNT 21-10-672-0564345	437.37	437.37	325.50	.004	8.40	2.581	4.650
119.000	FIRST HORIZON NATL CORP ACCOUNT 21-10-660-0564345	1,496.65	1,496.65	1,594.60	.020	95.20	5.970	13.400
59.000	FIRST POTOMAC RLTY TR ACCOUNT 21-10-690-0564345	666.92	666.92	741.63	.009	47.20	6.364	12.570
14.000	FIRST SOLAR INC ACCOUNT 21-10-640-0564345	3,015.53	3,015.53	1,895.60	.023			135.
25.000	FIRSTENERGY CORP ACCOUNT 21-10-660-0564345	1,398.82	1,216.50	1,161.25	.014	55.00	4.736	46.450



S T A T E M E N T O F I N V E S T M E N T S

AS OF 12/31/09

PAGE 19

ACCOUNT
21-10-501-0564345

ROCKWELL FOUNDATION

PAR VALUE /SHARES	INVESTMENT DESCRIPTION	CARRYING VALUE	TAX COST	MARKET VALUE	% OF MARKET	ESTIMATED INCOME	YIELD AT MARKET	MARKET UNIT PRICE
70.000	FORM FACTOR INC ACCOUNT 21-10-672-0564345	1,308.99	1,308.99	1,523.90	.019			21.770
19.000	FRANKLIN RESOURCES INC ACCOUNT 21-10-640-0564345	1,761.10	1,761.10	2,001.65	.024	16.72	.835	105.350
329.000	FRANKLIN RESOURCES INC ACCOUNT 21-10-880-0564345	30,074.35	30,074.35	34,660.15	.424	289.52	.835	105.350
618.000	FREEMONT MCHORAN COPPER & GOLD INC ACCOUNT 21-10-880-0564345	34,464.35	34,464.35	49,619.22	.607	370.80	.747	80.290
80.000	THE GEO GROUP INC ACCOUNT 21-10-672-0564345	1,495.47	1,495.47	1,750.40	.021			21.880
42.000	GEN PROBE INC ACCOUNT 21-10-640-0564345	2,991.36	2,991.36	1,802.64	.022			42.920
789.000	GENERAL MILLS INC ACCOUNT 21-10-880-0564345	54,050.62	54,050.62	55,869.09	.684	1,546.44	2.768	70.810
75.000	GENESCO INC ACCOUNT 21-10-672-0564345	1,450.71	1,450.71	2,059.50	.025			27.460
37.000	GENOPTIX INC ACCOUNT 21-10-672-0564345	1,157.93	1,140.63	1,314.61	.016			35.530
126.000	GENWORTH FINL INC COM CL A ACCOUNT 21-10-660-0564345	1,435.58	1,435.58	1,430.10	.017	50.40	3.524	11.860
50.000	GLOBAL PAYMENTS INC-W/I ACCOUNT 21-10-690-0564345	1,692.25	1,692.25	2,693.00	.033	4.00	.149	53.860



STATEMENT OF INVESTMENTS

AS OF 12/31/09

ACCOUNT 21-10-501-0564345
ROCKWELL FOUNDATION

PAR VALUE /SHARES	INVESTMENT DESCRIPTION	CARRYING VALUE	TAX COST	MARKET VALUE	% OF MARKET	ESTIMATED INCOME	YIELD AT MARKET	MARKET UNIT PRICE
470.000	GOLDMAN SACHS GROUP INC ACCOUNT 21-10-880-0564345	49,319.47	47,564.22	79,354.80	.971	658.00	.829	168.840
23.000	GOLDMAN SACHS GROUP INC ACCOUNT 21-10-640-0564345	1,977.99	1,977.99	3,883.32	.048	32.20	.829	168.840
21.000	GOOGLE INC-CL A ACCOUNT 21-10-640-0564345	7,449.80	6,101.76	13,019.58	.159			619.980
144.000	GOOGLE INC-CL A ACCOUNT 21-10-880-0564345	48,793.42	48,793.42	89,277.12	1.092			619.980
153.000	GRAFTECH INTERNATIONAL LTD ACCOUNT 21-10-640-0564345	2,308.85	2,308.85	2,379.15	.029			15.550
55.000	GRAFTECH INTERNATIONAL LTD ACCOUNT 21-10-672-0564345	618.10	618.10	855.25	.010			15.550
70.000	GUESS INC ACCOUNT 21-10-640-0564345	2,498.26	2,498.26	2,961.00	.036	44.80	1.513	42.300
121.000	HALLIBURTON CO ACCOUNT 21-10-640-0564345	3,769.84	3,769.84	3,640.89	.045	43.56	1.196	30.090
89.000	HARLEY DAVIDSON INC ACCOUNT 21-10-660-0564345	2,494.87	2,494.87	2,242.80	.027	35.60	1.587	25.200
46.000	HARSCO CORP ACCOUNT 21-10-690-0564345	1,270.52	1,270.52	1,482.58	.018	37.72	2.544	32
134.000	HARTFORD FINL SVCS GROUP INC ACCOUNT 21-10-660-0564345	2,369.26	2,369.26	3,116.84	.038	26.80	.860	23.260
60.000	HEALTHWAYS INC ACCOUNT 21-10-690-0564345	2,338.71	2,277.43	1,100.40	.013			18.340



STATEMENT OF INVESTMENTS

AS OF 12/31/09

PAGE 21

ACCOUNT
21-10-501-0564345

ROCKWELL FOUNDATION

PAR VALUE /SHARES	INVESTMENT DESCRIPTION	CARRYING VALUE	TAX COST	MARKET VALUE	% OF MARKET	ESTIMATED INCOME	YIELD AT MARKET	MARKET UNIT PRICE
107.000	HEXCEL CORP ACCOUNT 21-10-690-0564345	2,174.42	2,077.19	1,388.86	.017	47.08	3.390	12.980
136.000	HOST HOTELS & RESORTS INC REIT ACCOUNT 21-10-660-0564345	1,404.78	1,404.78	1,587.12	.019	5.44	.343	11.000
132.000	HUNTSMAN CORP ACCOUNT 21-10-660-0564345	1,333.72	1,115.93	1,490.28	.018	52.80	3.543	11.290
415.000	HUNTSMAN CORP ACCOUNT 21-10-672-0564345	2,573.49	2,791.28	4,685.35	.057	166.00	3.543	11.290
138.000	IAC / INTERACTIVECORP-W/I ACCOUNT 21-10-660-0564345	2,410.47	2,410.47	2,826.24	.035			20.480
30.000	ICON PUB LTD CO SPONSORED ADR ACCOUNT 21-10-672-0564345	663.54	663.54	651.90	.008			21.730
65.000	INFORMATICA CORP ACCOUNT 21-10-672-0564345	1,395.19	1,395.19	1,682.20	.021			25.880
1,650.000	INTEL CORP ACCOUNT 21-10-880-0564345	30,994.27	4,227.65	33,973.50	.416	1,039.50	3.060	20.590
33.000	INTERCONTINENTAL EXCHANGE INC ACCOUNT 21-10-640-0564345	2,509.16	2,509.16	3,705.90	.045			112.300
507.000	INTERNATIONAL BUSINESS MACHS CORP ACCOUNT 21-10-880-0564345	59,298.83	59,298.83	66,366.30	.812	1,115.40	1.681	130.000
1,784.000	INTERNATIONAL PAPER CO ACCOUNT 21-10-660-0564345	38,972.54	38,972.54	47,775.52	.585	178.40	.373	26.780



STATEMENT OF INVESTMENTS

AS OF 12/31/09

ACCOUNT
21-10-501-0564345

ROCKWELL FOUNDATION

PAGE 22

PAR VALUE /SHARES	INVESTMENT DESCRIPTION	CARRYING VALUE	TAX COST	MARKET VALUE	% OF MARKET	ESTIMATED INCOME	YIELD AT MARKET	MARKET UNIT PRICE
12.000	INTUITIVE SURGICAL INC ACCOUNT 21-10-640-0564345	3,182.78	3,182.78	3,641.16	.045			303.430
30.000	ITRON, INC. ACCOUNT 21-10-690-0564345	1,452.35	1,452.35	2,027.10	.025			67
2,237.000	JPMORGAN CHASE & CO ACCOUNT 21-10-880-0564345	86,614.90	84,811.00	93,215.79	1.141	447.40	.480	41.670
133.000	JABIL CIRCUIT ACCOUNT 21-10-640-0564345	2,042.93	2,042.93	2,310.21	.028	37.24	1.612	17.370
126.000	JANUS CAPITAL GROUP INC ACCOUNT 21-10-660-0564345	1,175.92	1,175.92	1,694.70	.021	5.04	.297	13.450
75.000	JEFFRIES GROUP INC ACCOUNT 21-10-690-0564345	1,453.87	1,453.87	1,779.75	.022	22.50	1.264	23.730
721.000	JOHNSON & JOHNSON ACCOUNT 21-10-880-0564345	38,806.62	27,007.61	46,439.61	.568	1,413.16	3.043	64.410
1,761.000	JOHNSON CONTROLS INC ACCOUNT 21-10-880-0564345	43,888.70	44,084.90	47,969.64	.587	915.72	1.909	27.240
50.000	JOHNSON CONTROLS INC ACCOUNT 21-10-660-0564345	1,276.59	956.49	1,362.00	.017	26.00	1.909	27.240
103.000	JUNIPER NETWORKS INC ACCOUNT 21-10-640-0564345	1,626.35	1,626.35	2,747.01	.034			26.470
54.000	KANSAS CITY SOUTHERN ACCOUNT 21-10-660-0564345	1,405.14	1,405.14	1,797.66	.022	17.28	.961	33.290
626.000	KOHL'S CORP ACCOUNT 21-10-880-0564345	27,881.55	27,881.55	33,760.18	.413			53.930



STATEMENT OF INVESTMENTS

AS OF 12/31/09

ACCOUNT
21-10-501-0564345

ROCKWELL FOUNDATION

PAR VALUE /SHARES	INVESTMENT DESCRIPTION	CARRYING VALUE	TAX COST	MARKET VALUE	% OF MARKET	ESTIMATED INCOME	YIELD AT MARKET	MARKET UNIT PRICE
35.000	LANDSTAR SYS INC ACCOUNT 21-10-672-0564345	1,247.72	1,247.72	1,356.95	.017	6.30	.464	38.770
144.000	LIBERTY MEDI INTERACTIVE A ACCOUNT 21-10-660-0564345	1,359.37	1,359.37	1,560.96	.019			10.800
70.000	LIFE TIME FITNESS INC ACCOUNT 21-10-690-0564345	2,088.35	2,088.35	1,745.10	.021			24.930
25.000	LINCARE HOLDINGS INC ACCOUNT 21-10-672-0564345	535.95	535.95	928.38	.011			37.135
74.000	LINEAR TECHNOLOGY CORP ACCOUNT 21-10-640-0564345	2,678.53	2,678.53	2,261.44	.028	68.08	3.010	30.560
35.000	LUFKIN INDS, INC. ACCOUNT 21-10-672-0564345	1,424.64	1,424.64	2,562.00	.031	35.00	1.366	73.200
23.000	M&T BK CORP ACCOUNT 21-10-660-0564345	1,180.71	1,180.71	1,538.47	.019	64.40	4.186	66.890
127.000	MARSH & MCLENNAN COMPANIES INC ACCOUNT 21-10-660-0564345	2,966.79	2,966.79	2,804.16	.034	101.60	3.623	22.080
65.000	MASTEC INC ACCOUNT 21-10-672-0564345	782.39	782.39	812.50	.010			12.500
225.000	MASTERCARD INC CL A ACCOUNT 21-10-640-0564345	46,709.64	44,520.41	57,595.50	.705	135.00	.234	255
40.000	MEDASSETS INC ACCOUNT 21-10-672-0564345	757.12	757.12	848.40	.010			21.210



S T A T E M E N T O F I N V E S T M E N T S

AS OF 12/31/09

PAGE 24

ACCOUNT 21-10-501-0564345
ROCKWELL FOUNDATION

PAR VALUE /SHARES	INVESTMENT DESCRIPTION	CARRYING VALUE	TAX COST	MARKET VALUE	% OF MARKET	ESTIMATED INCOME	YIELD AT MARKET	MARKET UNIT PRICE
168.000	MEDICAL PROPERTIES TRUST INC ACCOUNT 21-10-690-0564345	1,208.78	1,208.78	1,680.00	.021	134.40	8.000	10.000
40.000	MEDNAX INC ACCOUNT 21-10-690-0564345	2,272.44	2,272.44	2,404.40	.029			60.350
49.000	MERCADOLIBRE INC ACCOUNT 21-10-640-0564345	2,036.66	2,036.66	2,541.63	.031			51.870
847.000	MERCK & CO INC ACCOUNT 21-10-880-0564345	31,770.38	31,770.38	30,949.38	.379	1,287.44	4.160	36.540
30.000	MERITAGE HOMES CORPORATION ACCOUNT 21-10-690-0564345	2,126.02	1,998.03	579.90	.007	45.00	7.760	19.330
696.000	METLIFE INC ACCOUNT 21-10-880-0564345	24,512.71	24,512.71	24,603.60	.301	515.04	2.093	35.350
3,281.000	MICROSOFT CORP ACCOUNT 21-10-880-0564345	82,518.21	38,609.28	102,990.59	1.260	1,706.12	1.657	31.390
60.000	MINDRAY MEDICAL INTL LTD ADR ISIN US6026751007 SEDOL B1FCP24 ACCOUNT 21-10-640-0564345	1,994.03	1,994.03	2,035.20	.025	9.60	.472	33.920
47.000	MOLSON COORS BREWING COMPANY ACCOUNT 21-10-660-0564345	2,102.30	2,102.30	2,122.52	.026	45.12	2.126	45.160
45.000	MONSTER WORLDWIDE INC ACCOUNT 21-10-672-0564345	542.54	542.54	783.00	.010			17.400
41.000	MOOG INC CLASS A ACCOUNT 21-10-690-0564345	1,317.33	1,317.33	1,198.43	.015	2.87	.239	29.230



STATEMENT OF INVESTMENTS

AS OF 12/31/09

ACCOUNT
21-10-501-0564345

PAGE 25

ROCKWELL FOUNDATION

PAR VALUE /SHARES	INVESTMENT DESCRIPTION	CARRYING VALUE	TAX COST	MARKET VALUE	% OF MARKET	ESTIMATED INCOME	YIELD AT MARKET	MARKET UNIT PRICE
3.000	NVR INC ACCOUNT 21-10-660-0564345	1,685.56	1,685.56	2,132.13	.026			710.710
139.000	NATIONAL OILWELL VARCO INC ACCOUNT 21-10-640-0564345	4,849.88	4,849.88	6,128.51	.075	55.60	.907	44.00
110.000	NETAPP INC ACCOUNT 21-10-640-0564345	2,640.00	2,640.00	3,723.50	.046			33.850
70.000	NETEZZA CORP ACCOUNT 21-10-672-0564345	559.19	559.19	679.00	.008			9.700
25.000	NEW ORIENTAL ED & TECHNOLOGY GROUP INC SPONSORED ADR ACCOUNT 21-10-640-0564345	1,841.62	1,841.62	1,890.25	.023			75.610
192.000	NEWELL RUBBERMAID INC ACCOUNT 21-10-660-0564345	3,339.95	3,293.31	2,881.92	.035	38.40	1.332	15.010
133.000	NEWFIELD EXPLORATION CO ACCOUNT 21-10-660-0564345	5,888.06	5,351.92	6,414.59	.078			48.230
41.000	NOBLE ENERGY INC ACCOUNT 21-10-640-0564345	1,292.09	1,292.09	2,920.02	.036	29.52	1.011	71.220
30.000	NORTHWEST PIPE CO ACCOUNT 21-10-672-0564345	1,090.40	1,090.40	805.80	.010			26.860
222.000	NUANCE COMMUNICATIONS INC ACCOUNT 21-10-640-0564345	3,325.25	3,325.25	3,447.66	.042			15.930
51.000	NUCOR CORP ACCOUNT 21-10-640-0564345	1,589.03	1,589.03	2,379.15	.029	73.44	3.087	46.650



STATEMENT OF INVESTMENTS

AS OF 12/31/09

ACCOUNT 21-10-501-0564345
ROCKWELL FOUNDATION

PAR VALUE /SHARES	INVESTMENT DESCRIPTION	CARRYING VALUE	TAX COST	MARKET VALUE	% OF MARKET	ESTIMATED INCOME	YIELD AT MARKET	MARKET UNIT PRICE
152.000	NVIDIA CORP ACCOUNT 21-10-640-0564345	1,952.04	1,952.04	2,839.36	.035			18.680
35.000	OYO GEOSPACE ACCOUNT 21-10-672-0564345	812.00	812.00	1,501.15	.018			42.00
811.000	OCCIDENTAL PETROLEUM CORP ACCOUNT 21-10-880-0564345	63,781.41	63,781.41	65,974.85	.807	1,070.52	1.623	81.350
-1.000	OCCIDENTAL PETROLEUM CORP ACCOUNT 21-10-640-0564345	-79.46	-79.46	-81.35	.001	-1.32	1.623	81.350
200.000	ON SEMICONDUCTOR CORPORATION ACCOUNT 21-10-672-0564345	1,361.68	1,361.68	1,764.00	.022			8.820
160.000	ON SEMICONDUCTOR CORPORATION ACCOUNT 21-10-660-0564345	1,177.60	1,177.60	1,411.20	.017			8.820
36.000	ONEOK INC NEW	1,158.48	1,158.48	1,604.52	.020	63.36	3.949	44.570
30.000	ONYX PHARMACEUTICALS INC ACCOUNT 21-10-672-0564345	839.39	839.39	877.50	.011			29.250
2,623.000	ORACLE CORP ACCOUNT 21-10-880-0564345	36,181.01	32,900.46	64,342.19	.787	524.60	.815	24.530
144.000	ORACLE CORP ACCOUNT 21-10-640-0564345	2,478.33	2,478.33	3,532.32	.043	28.80	.815	24.00
30.000	OPTIONSXPRESS HOLDINGS INC ACCOUNT 21-10-672-0564345	480.39	480.39	463.50	.006	9.60	2.071	15.450



STATEMENT OF INVESTMENTS

AS OF 12/31/09

PAGE 27

ACCOUNT 21-10-501-0564345
ROCKWELL FOUNDATION

PAR VALUE /SHARES	INVESTMENT DESCRIPTION	CARRYING VALUE	TAX COST	MARKET VALUE	% OF MARKET	ESTIMATED INCOME	YIELD AT MARKET	MARKET UNIT PRICE
96.000	PPL CORPORATION ACCOUNT 21-10-660-0564345	2,897.28	2,897.28	3,101.76	.038	134.40	4.333	32.310
49.000	PACTIV CORPORATION ACCOUNT 21-10-660-0564345	1,266.59	1,266.59	1,182.86	.014			24.000
158.000	PARAMETRIC TECHNOLOGY CORP ACCOUNT 21-10-660-0564345	1,942.10	1,942.10	2,581.72	.032			16.340
42.000	PARKER HANNIFIN CORP ACCOUNT 21-10-660-0564345	2,739.38	2,725.49	2,262.96	.028	42.00	1.856	53.880
560.000	PARKER HANNIFIN CORP ACCOUNT 21-10-880-0564345	32,834.93	32,834.93	30,172.80	.369	560.00	1.856	53.880
-539.000	PARKER HANNIFIN CORP ACCOUNT 21-10-640-0564345	-31,433.26	-31,433.26	-29,041.32	.355	-539.00	1.856	53.880
93.000	PENNEY J C CO INC ACCOUNT 21-10-660-0564345	2,838.80	2,838.80	2,474.73	.030	74.40	3.006	26.610
47.000	PENTAIR INC ACCOUNT 21-10-660-0564345	1,386.99	1,386.99	1,518.10	.019	35.72	2.353	32.300
1,040.000	PEPSICO INC ACCOUNT 21-10-880-0564345	65,654.85	64,829.84	63,232.00	.774	1,872.00	2.961	60.800
3,066.000	PFIZER INC ACCOUNT 21-10-880-0564345	69,252.80	68,955.37	55,770.54	.682	2,207.52	3.958	18.000
80.000	PHARMACEUTICAL PROD DEV INC ACCOUNT 21-10-690-0564345	1,874.00	1,874.00	1,875.20	.023	48.00	2.560	23.440
45.000	PHILLIPS-VAN HEUSEN CORP ACCOUNT 21-10-690-0564345	1,466.10	1,466.10	1,830.60	.022	6.75	.369	40.680



STATEMENT OF INVESTMENTS

AS OF 12/31/09

PAGE 28

ACCOUNT
21-10-501-0564345

ROCKWELL FOUNDATION

PAR VALUE /SHARES	INVESTMENT DESCRIPTION	CARRYING VALUE	TAX COST	MARKET VALUE	% OF MARKET	ESTIMATED INCOME	YIELD AT MARKET	MARKET UNIT PRICE
735.000	PRICE T ROWE GROUP INC ACCOUNT 21-10-880-0564345	29,570.69	29,695.08	39,138.75	.479	793.80	2.028	53.250
80.000	PRICE T ROWE GROUP INC ACCOUNT 21-10-640-0564345	4,544.47	3,986.28	4,260.00	.052	86.40	2.028	53.250
10.000	PRICELINE.COM INC ACCOUNT 21-10-640-0564345	2,057.46	2,057.46	2,184.10	.027			218.410
135.000	PRINCIPAL FINANCIAL GROUP ACCOUNT 21-10-660-0564345	3,132.19	3,132.19	3,245.40	.040	67.50	2.080	24.040
973.000	PROCTER & GAMBLE CO ACCOUNT 21-10-880-0564345	56,716.95	54,202.31	58,992.99	.722	1,712.48	2.903	60.630
155.000	PROGRESSIVE CORP OHIO ACCOUNT 21-10-660-0564345	2,889.56	2,889.56	2,788.45	.034	24.96	.895	17.990
85.000	PROTECTIVE LIFE CORP ACCOUNT 21-10-690-0564345	2,308.41	2,308.41	1,406.75	.017	40.80	2.900	16.550
30.000	PSYCHIATRIC SOLUTIONS INC ACCOUNT 21-10-672-0564345	728.43	728.43	634.20	.008			21.140
25.000	QUALITY SYSTEMS INC ACCOUNT 21-10-672-0564345	1,407.66	1,407.66	1,570.00	.019	30.00	1.911	62.800
50.000	RADIANT SYS INC ACCOUNT 21-10-672-0564345	365.14	365.14	520.00	.006			10.
40.000	RANGE RES CORP ACCOUNT 21-10-660-0564345	1,398.16	752.22	1,994.00	.024	6.40	.321	49.850
56.000	RAYMOND JAMES FINANCIAL INC ACCOUNT 21-10-660-0564345	1,356.52	1,356.52	1,331.12	.016	24.64	1.851	23.770



STATEMENT OF INVESTMENTS

AS OF 12/31/09

ACCOUNT
21-10-501-0564345

PAGE 29

ROCKWELL FOUNDATION

PAR VALUE /SHARES	INVESTMENT DESCRIPTION	CARRYING VALUE	TAX COST	MARKET VALUE	% OF MARKET	ESTIMATED INCOME	YIELD AT MARKET	MARKET UNIT PRICE
77.000	RAYMOND JAMES FINANCIAL INC ACCOUNT 21-10-690-0564345	1,569.14	1,458.90	1,830.29	.022	33.88	1.851	23.770
45.000	REDWOOD TR INC ACCOUNT 21-10-672-0564345	655.04	655.04	650.70	.008	45.00	6.916	14.000
30.000	REGAL BELOIT CORP ACCOUNT 21-10-672-0564345	1,290.15	1,290.15	1,558.20	.019	19.20	1.232	51.940
30.000	REGENERON PHARMACEUTICALS INC ACCOUNT 21-10-672-0564345	642.98	642.98	725.40	.009			24.180
40.000	REINSURANCE GROUP OF AMERICA ACCOUNT 21-10-690-0564345	1,151.68	1,151.68	1,906.00	.023	19.20	1.007	47.650
64.000	REPUBLIC SVCS INC ACCOUNT 21-10-660-0564345	1,652.07	1,478.78	1,811.84	.022	48.64	2.685	28.310
37.000	RESEARCH IN MOTION LTD ACCOUNT 21-10-640-0564345	2,097.83	1,669.78	2,496.76	.031			67.480
65.000	RITCHIE BROS AUCTIONEERS INC ACCOUNT 21-10-672-0564345	1,532.79	1,532.79	1,457.95	.018	26.00	1.783	22.430
-75.000	RIVERBED TECHNOLOGY INC ACCOUNT 21-10-672-0564345	-2,154.59	-2,154.59	-1,722.75	.021			22.970
75.000	RIVERBED TECHNOLOGY INC ACCOUNT 21-10-640-0564345	2,154.59	2,154.59	1,722.75	.021			22.970
3,295.000	ROCKWELL AUTOMATION INC ACCOUNT 21-10-001-0564345	59,685.25	59,685.25	154,799.10	1.894	3,822.20	2.469	46.980
879.000	ROCKWELL AUTOMATION INC ACCOUNT 21-10-880-0564345	36,863.02	36,863.02	41,295.42	.505	1,019.64	2.469	46.980



STATEMENT OF INVESTMENTS

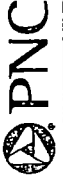
AS OF 12/31/09

PAGE 30

ACCOUNT
21-10-501-0564345

ROCKWELL FOUNDATION

PAR VALUE /SHARES	INVESTMENT DESCRIPTION	CARRYING VALUE	TAX COST	MARKET VALUE	% OF MARKET	ESTIMATED INCOME	YIELD AT MARKET	MARKET UNIT PRICE
3,300.000	ROCKWELL COLLINS INC ACCOUNT 21-10-001-0564345	104,155.16	82,307.94	182,688.00	2.235	3,168.00	1.734	55.360
725.000	ROSS STORES INC ACCOUNT 21-10-880-0564345	27,816.61	27,511.97	31,428.75	.385	464.00	1.476	43.550
65.000	ROVI CORP ACCOUNT 21-10-672-0564345	1,481.88	1,481.88	2,071.55	.025			31.870
35.000	RYDER SYSTEM INC ACCOUNT 21-10-660-0564345	1,344.27	1,344.27	1,440.95	.018	35.00	2.429	41.170
40.000	SBA COMMUNICATIONS CORP (IPO) ACCOUNT 21-10-690-0564345	807.01	807.01	1,366.40	.017			34.160
212.000	SLM CORP ACCOUNT 21-10-660-0564345	2,411.42	1,882.44	2,389.24	.029	212.00	8.873	11.270
65.000	SRA INTERNATIONAL INC CL A ACCOUNT 21-10-690-0564345	1,650.10	1,650.10	1,241.50	.015			19.100
46.000	ST MARY LD & EXPL CO ACCOUNT 21-10-690-0564345	1,755.06	1,675.80	1,575.04	.019	4.60	.292	34.240
55.000	SCANA CORP W/I ACCOUNT 21-10-660-0564345	1,917.00	1,917.00	2,072.40	.025	104.50	5.042	37.680
508.000	SCHLUMBERGER LTD SEDOL 2779201 ISIN AN8068571086 ACCOUNT 21-10-880-0564345	21,046.36	19,441.46	33,065.72	.405	426.72	1.291	65.
30.000	SCHOOL SPECIALTY INC ACCOUNT 21-10-690-0564345	1,050.00	1,050.00	702.00	.009			23.400



STATEMENT OF INVESTMENTS

AS OF 12/31/09

ACCOUNT 21-10-501-0564345
ROCKWELL FOUNDATION

PAR VALUE /SHARES	INVESTMENT DESCRIPTION	CARRYING VALUE	TAX COST	MARKET VALUE	% OF MARKET	ESTIMATED INCOME	YIELD AT MARKET	MARKET UNIT PRICE
40.000	THE SCOTTS MIRACLE-GRO COMPANY ACCOUNT 21-10-690-0564345	1,531.26	1,429.40	1,572.40	.019	20.00	1.272	39.310
35.000	SEATTLE GENETICS INC / WA ACCOUNT 21-10-672-0564345	403.06	403.06	355.60	.004			10
120.000	SHUFFLE MASTER INC ACCOUNT 21-10-672-0564345	754.15	754.15	988.80	.012			8.240
28.000	JM SMUCKER CO/THE-NEW COM WI ACCOUNT 21-10-660-0564345	1,087.50	1,087.50	1,729.00	.021	39.20	2.267	61.750
35.000	SNAP ON INC ACCOUNT 21-10-660-0564345	1,132.47	1,132.47	1,479.10	.018	42.00	2.840	42.260
32.000	SNAP ON INC ACCOUNT 21-10-690-0564345	1,095.68	1,095.68	1,352.32	.017	38.40	2.840	42.260
66.000	SONIC CORP ACCOUNT 21-10-690-0564345	1,330.29	1,306.12	664.62	.008			10.070
50.000	SOTHEBY'S ACCOUNT 21-10-672-0564345	716.41	716.41	1,124.00	.014	10.00	.890	22.480
697.000	SPRINT NEXTEL CORP ACCOUNT 21-10-660-0564345	2,995.77	2,995.77	2,551.02	.031	69.70	2.732	3.660
158.000	STARBUCKS CORP ACCOUNT 21-10-640-0564345	2,205.73	2,205.73	3,643.48	.045	63.20	1.735	23
49.000	STATE AUTO FINANCIAL CORP ACCOUNT 21-10-690-0564345	1,597.06	1,597.04	906.50	.011	29.40	3.243	18.500



STATEMENT OF INVESTMENTS

AS OF 12/31/09

PAGE 32

ACCOUNT
21-10-501-0564345

ROCKWELL FOUNDATION

PAR VALUE /SHARES	INVESTMENT DESCRIPTION	CARRYING VALUE	TAX COST	MARKET VALUE	% OF MARKET	ESTIMATED INCOME	YIELD AT MARKET	MARKET UNIT PRICE
148.000	STERILITE INDUSTRIES INDI ADS ADT ISIN US8597372072 SEDOL BLYX368 ACCOUNT 21-10-640-0564345	1,727.87	1,727.87	2,696.56	.033	8.58	.318	18.220
15.000	STUDENT LOAN CORP COMMON ACCOUNT 21-10-690-0564345	3,133.25	3,133.25	698.55	.009	21.00	3.006	46.570
117.000	SUNTRUST BANKS INC ACCOUNT 21-10-660-0564345	2,155.57	2,155.57	2,373.93	.029	4.68	.197	20.290
50.000	SWIFT ENERGY CO ACCOUNT 21-10-690-0564345	2,022.40	2,022.40	1,198.00	.015			23.960
35.000	TELEDYNE TECHNOLOGIES INC ACCOUNT 21-10-690-0564345	1,573.84	1,573.84	1,342.60	.016			38.360
120.000	TERADYNE INCORPORATED ACCOUNT 21-10-672-0564345	828.53	825.82	1,287.60	.016			10.730
160.000	TERADYNE INCORPORATED ACCOUNT 21-10-660-0564345	1,317.38	1,317.38	1,716.80	.021			10.730
85.000	THORATEC CORP ACCOUNT 21-10-672-0564345	2,141.69	2,141.69	2,288.20	.028			26.920
628.000	3M COMPANY ACCOUNT 21-10-880-0564345	44,736.74	44,736.74	51,916.76	.635	1,318.80	2.540	82
38.000	3M COMPANY ACCOUNT 21-10-640-0564345	2,661.95	2,661.95	3,141.46	.038	79.80	2.540	82.670
140.000	TIBCO SOFTWARE INC ACCOUNT 21-10-672-0564345	1,035.78	1,035.78	1,348.20	.016			9.630



STATEMENT OF INVESTMENTS

AS OF 12/31/09

PAGE 33

ACCOUNT
21-10-501-0564345

ROCKWELL FOUNDATION

PAR VALUE /SHARES	INVESTMENT DESCRIPTION	CARRYING VALUE	TAX COST	MARKET VALUE	% OF MARKET	ESTIMATED INCOME	YIELD AT MARKET	MARKET UNIT PRICE
59.000	TIMKEN CO ACCOUNT 21-10-690-0564345	1,690.07	1,670.16	1,398.89	.017	21.24	1.518	23.710
39.000	TORO CO ACCOUNT 21-10-690-0564345	1,516.32	1,516.32	1,630.59	.020	28.08	1.722	41.100
133.000	TRIMBLE NAVIGATION LTD ACCOUNT 21-10-640-0564345	3,855.30	3,855.30	3,351.60	.041			25.200
54.000	TRUSTHARK CORP ACCOUNT 21-10-690-0564345	905.34	905.34	1,217.16	.015	49.68	4.082	22.540
15.000	UMB FINL CORP ACCOUNT 21-10-672-0564345	569.10	569.10	590.25	.007	11.10	1.881	39.350
39.000	URS CORP NEW ACCOUNT 21-10-690-0564345	1,587.84	1,580.83	1,736.28	.021			44.520
39.000	UNITED BANKSHARES INC W VIRGINIA ACCOUNT 21-10-690-0564345	1,266.76	1,266.76	778.83	.010	46.80	6.009	19.970
48.000	UNITED FIRE & CASUALTY CO ACCOUNT 21-10-690-0564345	1,439.27	1,418.08	875.04	.011	28.80	3.291	18.230
58.000	UNITED STS STL CORP NEW ACCOUNT 21-10-660-0564345	2,538.26	2,538.26	3,196.96	.039	11.60	.363	55.120
742.000	UNITED TECHNOLOGIES CORP ACCOUNT 21-10-880-0564345	33,556.00	29,210.30	51,502.22	.630	1,261.40	2.449	69
52.000	UNITED TECHNOLOGIES CORP ACCOUNT 21-10-640-0564345	3,819.20	3,813.13	3,609.32	.044	88.40	2.449	69.410
1,433.000	UNITEDHEALTH GROUP INC ACCOUNT 21-10-880-0564345	39,762.51	39,762.51	43,677.84	.534	42.99	.098	30.480



STATEMENT OF INVESTMENTS

AS OF 12/31/09

ACCOUNT
21-10-501-0564345

PAGE 34

ROCKWELL FOUNDATION

PAR VALUE /SHARES	INVESTMENT DESCRIPTION	CARRYING VALUE	TAX COST	MARKET VALUE	% OF MARKET	ESTIMATED INCOME	YIELD AT MARKET	MARKET UNIT PRICE
85.000	UNIVERSAL ELECTRONICS ACCOUNT 21-10-672-0564345	1,541.22	1,541.22	1,973.70	.024			23.220
65.000	VALSPAR CORP ACCOUNT 21-10-690-0564345	1,671.04	1,650.57	1,764.10	.022	41.60	2.358	27.000
40.000	VARIAN MEDICAL SYSTEMS INC ACCOUNT 21-10-640-0564345	1,172.66	1,172.66	1,874.00	.023			46.850
65.000	VARIAN SEMICONDUCTOR EQUIP W/I ACCOUNT 21-10-672-0564345	1,511.13	1,511.13	2,332.20	.029			35.880
1,212.000	VIACOM INC CLASS B WI ACCOUNT 21-10-880-0564345	28,705.81	28,705.81	36,032.76	.441			29.730
25.000	VITAL IMAGES INC ACCOUNT 21-10-672-0564345	294.02	294.02	317.25	.004			12.690
45.000	VITAMIN SHOPPE INC ACCOUNT 21-10-672-0564345	851.05	851.05	1,000.80	.012			22.240
35.000	VIVUS INC ACCOUNT 21-10-672-0564345	406.10	406.10	322.00	.004			9.200
27.000	VULCAN MATERIALS CO ACCOUNT 21-10-660-0564345	1,226.74	1,176.46	1,422.09	.017	27.00	1.899	52.670
53.000	WGL HLDGS INC ACCOUNT 21-10-690-0564345	1,507.11	1,507.11	1,777.62	.022	80.03	4.502	33.000
1,060.000	WAL-MART STORES INC ACCOUNT 21-10-880-0564345	56,800.85	51,055.84	56,657.00	.693	1,282.60	2.264	53.450
40.000	WASTE CONNECTIONS INC ACCOUNT 21-10-672-0564345	1,040.72	1,040.72	1,333.60	.016			33.340



S T A T E M E N T O F I N V E S T M E N T S

AS OF 12/31/09

ACCOUNT
21-10-501-0564345

PAGE 35

ROCKWELL FOUNDATION

PAR VALUE /SHARES	INVESTMENT DESCRIPTION	CARRYING VALUE	TAX COST	MARKET VALUE	% OF MARKET	ESTIMATED INCOME	YIELD AT MARKET	MARKET UNIT PRICE
54.000	WATERS CORP ACCOUNT 21-10-640-0564345	2,989.65	2,989.65	3,345.84	.041			61.960
25.000	WATSCO INC ACCOUNT 21-10-690-0564345	1,088.25	1,088.25	1,224.50	.015	52.00	4.247	48.000
2,204.000	WELLS FARGO & COMPANY ACCOUNT 21-10-880-0564345	60,534.32	60,534.32	59,485.96	.728	440.80	.741	26.990
15.000	WHITTING PETROLEUM CORP ACCOUNT 21-10-672-0564345	715.61	715.61	1,071.75	.013			71.450
54.000	WHITTING PETROLEUM CORP ACCOUNT 21-10-660-0564345	2,242.61	2,242.61	3,858.30	.047			71.450
1,008.000	WISCONSIN ENERGY CORP ACCOUNT 21-10-880-0564345	40,442.91	40,442.91	50,228.64	.615	1,612.80	3.211	49.830
68.000	XCEL ENERGY INC ACCOUNT 21-10-660-0564345	1,306.99	1,306.99	1,442.96	.018	66.64	4.618	21.220
	TOTAL COMMON STOCK	3,532,273.99	3,338,956.40	4,310,358.80	52.730	66,903.05	1.552	
	MUTUAL FUNDS - FIXED							
13,692.548	BAIRD AGGREGATE BOND FUND (INCOME INVESTMENT) ACCOUNT 21-10-001-0564345	137,895.11	137,895.11	140,074.77	1.714	7,436.96	5.309	10.230
94,737.582	BAIRD AGGREGATE BOND FUND ACCOUNT 21-10-001-0564345	986,823.50	986,823.50	969,165.46	11.858	51,455.68	5.309	10.230



STATEMENT OF INVESTMENTS

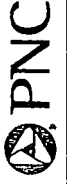
AS OF 12/31/09

ACCOUNT
21-10-501-0564345

PAGE 36

ROCKWELL FOUNDATION

PAR VALUE /SHARES	INVESTMENT DESCRIPTION	CARRYING VALUE	TAX COST	MARKET VALUE	% OF MARKET	ESTIMATED INCOME	YIELD AT MARKET	MARKET UNIT PRICE
9,988.972	BLACKROCK TOTAL RETURN PORTFOLIO II INSTL FUND 332 INSTITUTIONAL CLASS (INCOME INVESTMENT) ACCOUNT 21-10-001-0564345	86,657.57	86,657.57	90,000.64	1.101	4,726.25	5.251	9.010
109,575.889	BLACKROCK TOTAL RETURN PORTFOLIO II INSTL FUND 332 INSTITUTIONAL CLASS ACCOUNT 21-10-001-0564345	1,026,095.01	1,026,095.01	987,278.76	12.080	51,845.49	5.251	9.010
67,908.904	T ROME PRICE SHORT TERM BOND FD FD #55 ACCOUNT 21-10-001-0564345	328,000.00	328,000.00	328,000.01	4.013	9,312.02	2.839	4.830
	TOTAL MUTUAL FUNDS - FIXED	2,565,471.19	2,565,471.19	2,514,519.64	30.766	124,776.40	4.962	
	MUTUAL FUNDS - EQUITY							
20,590.545	ARTISAN FDS INC INTERNATIONAL FUND # 661 ACCOUNT 21-10-001-0564345	441,119.53	335,424.52	425,400.66	5.205	8,442.12	1.985	20.660
2,538.875	BLACKROCK FUNDS INTL OPPORTUNITIES PORTFOLIO FUND 334 INSTITUTIONAL SHARES ACCOUNT 21-10-001-0564345	105,093.09	104,616.14	80,634.67	.987	1,172.20	1.454	31.760
6,327.084	HARBOR FUND INTERNATIONAL FUND FD #11 ACCOUNT 21-10-001-0564345	192,818.90	162,497.56	347,167.10	4.248	6,516.90	1.877	54.870



STATEMENT OF INVESTMENTS

AS OF 12/31/09

ACCOUNT
21-10-501-0564345

ROCKWELL FOUNDATION

PAGE 37

PAR VALUE /SHARES	INVESTMENT DESCRIPTION	CARRYING VALUE	TAX COST	MARKET VALUE	% OF MARKET	ESTIMATED INCOME	YIELD AT MARKET	MARKET UNIT PRICE
3,577.661	RS EMERGING MARKETS FUND CLASS A ACCOUNT 21-10-001-0564345	82,000.00	82,000.00	82,715.52	1.012	1,252.18	1.514	23.120
	TOTAL MUTUAL FUNDS - EQUITY	<u>821,031.52</u>	<u>684,538.22</u>	<u>935,917.95</u>	<u>11.452</u>	<u>17,383.40</u>	<u>1.857</u>	
	TOTAL INVESTMENTS	<u>7,326,808.11</u>	<u>6,996,997.33</u>	<u>8,173,034.42</u>	<u>100.000</u>	<u>211,955.18</u>	<u>2.593</u>	



Statement 12 (part VII-B, line 5C)

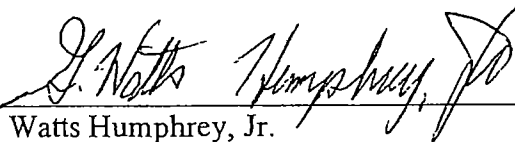
1. The Stuckman Foundation expenditure responsibility agreement
2. Carolina Legacy Trust expenditure responsibility agreement

**UNANIMOUS WRITTEN CONSENT
OF THE
BOARD OF DIRECTORS
OF
SMITHFIELD TRUST COMPANY**


The undersigned, being all of the directors of Smithfield Trust Company (the "Corporation"), a Pennsylvania corporation, acting pursuant to the Banking Code of 1965 and the Pennsylvania Business Corporation Law, hereby waive any call or notice requirements, consent in writing to the adoption of, and do hereby adopt the following resolution as though adopted at a duly noticed and called meeting of the Board of Directors ("Directors") on October 15, 2008;

IT IS HEREBY RESOLVED, that either Douglas W. Sherratt, William H. Morrow, Mark E. McDonel, Robert Y. Kopf, Jr., Susan M. Restano, James A. Zern, Thomas R. Kopf, Samuel K. Adams and Mariá Elba León has, on behalf of Smithfield Trust Company, the full power to execute any and all instruments of transfer pertaining to any marketable securities. Such instruments of transfer shall include, but shall not be limited to, stock powers, bond powers and assignments. The foregoing persons shall also have the power to guarantee signatures on all such instruments of transfer, and any third parties may rely on such guarantees. Furthermore the foregoing persons shall have the authority to open and/or close any type of brokerage account, investment account, or similar entity, and to authorize securities transactions of any type, including or involving by way of example, but not limited to, short sales, puts, calls, derivatives and futures or option contracts of any kind, whether for stocks, bonds, commodities, or any financial instrument of any kind. In addition these persons shall have the authority to open, close or transfer all types of commercial banking accounts including demand deposit accounts, savings accounts, certificates of deposit, repurchase agreements, or any other account at any financial institution whether acting in a fiduciary capacity or on behalf of their corporate entity.


IN WITNESS WHEREOF, the undersigned have executed this Unanimous Written Consent of the Board of Directors as of the date first above written.



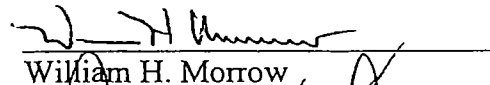
G. Watts Humphrey, Jr.



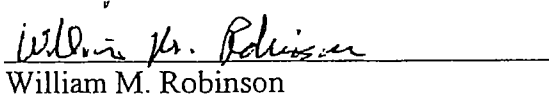
Mark E. McDonel



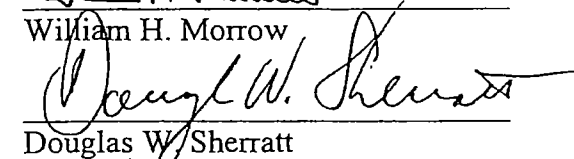
Mary M. Unkovic




William H. Morrow



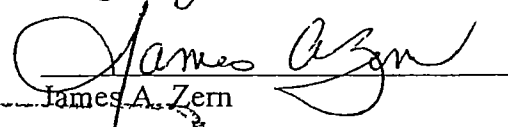
William M. Robinson



Douglas W. Sherratt



Robert Y. Kopf, Jr.



James A. Zern

I CERTIFY THIS TO BE A TRUE
AND CORRECT COPY.


(Signature)

The Stokeman Foundation - Rockwell Funds

Profit & Loss

January through December 2009

	<u>Jan - Dec 09</u>
Ordinary Income/Expense	
Expense	
Charitable Grants	173,000 00
Total Expense	<u>173,000 00</u>
Net Ordinary Income	-173,000 00
Other Income/Expense	
Other Income	
Investment Income	
Dividends	109,684 47
Gain/Loss on Security Sales	
Long Term	-98,367 01
Short Term	<u>-124,742 06</u>
Total Gain/Loss on Security Sales	<u>-223,109 07</u>
Total Investment Income	-113,424 60
Total Other Income	-113,424 60
Other Expense	
Trustee Fees	<u>11,931 04</u>
Total Other Expense	<u>11,931 04</u>
Net Other Income	<u>-125,355 64</u>
Net Income	<u><u>-298,355.64</u></u>

The Stokeman Foundation - Rockwell Funds
Balance Sheet
As of December 31, 2009

	<u>Jan 1, 10</u>
ASSETS	
Current Assets	
Other Current Assets	
Cash Equivalents	683,149 84
Common Stock	1,238,978.20
Foreign Equities	615,230 60
FMV Adjustment to Investments	<u>-40,868 80</u>
Total Other Current Assets	<u>2,496,489 84</u>
Total Current Assets	<u>2,496,489 84</u>
TOTAL ASSETS	<u><u>2,496,489 84</u></u>
LIABILITIES & EQUITY	
Equity	
Principal	2,537,358.64
Net Unrealized Gain/(Loss)	<u>-40,868 80</u>
Total Equity	<u>2,496,489 84</u>
TOTAL LIABILITIES & EQUITY	<u><u>2,496,489.84</u></u>

Smithfield Trust Company
Pittsburgh, Pennsylvania

The Stuckeman Foundation - Rockwell Funds

Realized Gain & Loss - 1/1/09 to 12/31/09

Short Term Sales and Maturities

<u>Shares/ Face Value</u>	<u>Security</u>	<u>Date Purchased</u>	<u>Date Sold</u>	<u>Total Proceeds</u>	<u>Total Cost</u>	<u>Loss</u>	<u>Gain</u>
13000	FRONTIER COMM CORP	7/28/2008	4/30/2009	91,751 62	152,570 60	(60,818 98)	
5000	GALLAGHER ARTHUR J & CO	7/28/2008	4/30/2009	113,497 57	125,446 00	(11,948 43)	
2000	GENERAL ELECTRIC CO	8/27/2008	4/30/2009	25,199 54	56,480 00	(31,280.46)	
4000	PFIZER INC	7/28/2008	4/30/2009	53,705 01	74,399 20	(20,694 19)	
	Total			<u>\$284,153 74</u>	<u>\$408,895 80</u>	<u>(\$124,742.06)</u>	<u>\$0 00</u>

Long Term Sales and Maturities

<u>Shares/ Face Value</u>	<u>Security</u>	<u>Date Purchased</u>	<u>Date Sold</u>	<u>Total Proceeds</u>	<u>Total Cost</u>	<u>Loss</u>	<u>Gain</u>
5000	BANK OF AMERICA CORP	7/28/2008	8/6/2009	86,247 77	144,243 50	(57,995 73)	
4000	PFIZER INC	7/28/2008	8/6/2009	63,238 36	74,399 20	(11,160 84)	
5000	REGAL ENTERTAINMENT "A"	7/28/2008	8/6/2009	59,948 45	82,368 50	(22,420 05)	
1000	TELSTRA CORP LTD	7/28/2008	8/6/2009	14,799 61	21,590.00	(6,790 39)	
	Total			<u>\$224,234.19</u>	<u>\$322,601 20</u>	<u>(\$98,367 01)</u>	<u>\$0 00</u>

Account Totals

2009 Net Gain/Loss	(223,109.07)
Total Short Term	(\$124,742.06)
Total Long Term	(\$98,367.01)

The Stuckerman Foundation - 2009 Expenditure Report

<u>Grantee</u>	<u>Grant Amount</u>	<u>Was the grant used for charitable, religious, scientific, literary or educational purposes?</u>	<u>Was any portion of the grant used for a prohibited purpose?</u>	<u>Was the grantee organized in accordance with IRS Sections 501(c)(3) and 509(a)(1) or (2)?</u>
American Cancer Society Pennsylvania Division	\$2,000	Yes - Charitable & Educational	No	Yes
The grant allowed the American Cancer Society's Western Pennsylvania Region to provide direct services, educational outreach programs and financial assistance (transportation, wig and medication vouchers and medical equipment) to patients throughout western Pennsylvania				
American Cancer Society Wisconsin Division	\$1,000	Yes - Charitable & Educational	No	Yes
The grant allowed the society to provide direct services, educational outreach programs and financial assistance to cancer patients in and around Pewaukee, Wisconsin				
American Diabetes Association	\$1,000	Yes - Scientific & Educational	No	Yes
The grant enabled the association to continue to provide Diabetes Camp at Camp Cresfield to over 120 children between the ages of 8-16. Because of the grant, the association was able to charge less than the true camp cost, ensuring a valuable camp experience for all children				
American Heart Association	\$2,000	Yes - Scientific	No	Yes
The grant allowed the American Heart Association to continue in its ongoing fight to build healthier lives, free from cardiovascular disease and stroke, through the partial funding of 52 researchers in Pittsburgh				
American Red Cross Southwestern PA Chapter	\$3,000	Yes - Charitable	No	Yes
The grant allowed the association to provide assistance to families in southwestern Pennsylvania who are victims of local disasters and to facilitate emergency communications for local military families. In 2009, the association responded to 301 emergencies, helping 1,377 individuals in the process				
Animal Friends	\$2,000	Yes - Charitable	No	Yes
The grant enabled the organization to intervene in cases of animal abuse, to offer a safe haven to the region's homeless animals and to improve thousands of human lives each year through outreach programming, including Pet-Assisted Therapy and Reading With Rover.				
Animal Rescue League of Western PA	\$2,000	Yes - Charitable	No	Yes
The grant was used to support the association's general operating expenses, which include the costs of operating the adoption department and the expenses incurred in kenneling and caring medically and behaviorally for the thousands of animals in their charge				

The Stuckeman Foundation - 2009 Expenditure Report

Was the grant used for charitable, religious, scientific, literary or educational purposes? Was any portion of the grant used for a prohibited purpose? Was the grantee organized in accordance with IRS Sections 501(c)(3) and 509(a)(1) or (2)?

<u>Grantee</u>	<u>Grant Amount</u>	Yes - Educational and Charitable	No	Yes
Boy Scouts of America Pittsburgh Region	\$2,000	Yes - Educational and Charitable	No	Yes
The grant assisted the Boy Scouts' Greater Pittsburgh Council in providing programs of character development, academic skills, citizenship training, ethics, self-confidence and personal development to Tiger Cubs, Cub Scouts, Webelos, Boy Scouts and Venturers				
Boy Scouts of America Racine Region	\$1,000	Yes - Educational and Charitable	No	Yes
The grant assisted the Boy Scouts' Greater Racine Council in providing programs of character development, academic skills, citizenship training, ethics, self-confidence and personal development to Tiger Cubs, Cub Scouts, Webelos, Boy Scouts and Venturers				
Boys & Girls Clubs of Western PA	\$3,000	Yes - Charitable	No	Yes
The grant enabled the Boys & Girls Clubs of Western PA to continue serving the young people in the community looking for a safe haven from the streets and an environment where they can be nurtured, guided and provided with every positive opportunity available				
Brother's Brother Foundation	\$2,000	Yes - Charitable	No	Yes
The grant assisted the foundation in its mission of connecting people's resources with people's needs in 2009, the foundation sent medical and humanitarian supplies, pharmaceuticals and text books to needy individuals in 70 countries				
Carnegie Library of Pittsburgh	\$1,000	Yes - Educational	No	Yes
The gift was used to support early literacy programming for children and to purchase children's books for the Children's Department at the new CLP - Allegheny location.				
Carnegie Museums of Pittsburgh	\$5,000	Yes - Educational	No	Yes
The grant enabled the Carnegie Museums of Pittsburgh to share their extraordinary resources with well over a million visitors each year and to continue with various programming showcasing the Pittsburgh region's innovation and excellence				
Charcot-Marie-Tooth Association	\$5,000	Yes - Scientific	No	Yes
The grant was applied toward the association's goals of patient support, public education, promotion of research and the treatment and cure of Charcot-Marie-Tooth disease				

The Stuckeman Foundation - 2009 Expenditure Report

Grantee	Grant Amount	Was the grant used for charitable, religious, scientific, literary or educational purposes?	Was any portion of the grant used for a prohibited purpose?	Was the grantee organized in accordance with IRS Sections 501(c)(3) and 509(a)(1) or (2)?
Children's Hospital of Orange County	\$1,000	Yes - Charitable	No	Yes
The grant was applied to the New Tower Fund, which will be used to expand and develop the not-for-profit hospital's facilities and programs in furtherance of its mission to nurture, advance and protect the health care and well being of children.				
Commonwealth Education Organization	\$2,000	Yes - Educational	No	Yes
The grant allowed the organization to continue publishing its newsletter, The Education Advocate, which provides well-researched information related to critical education topics to over 2,000 individuals and groups				
Elder Help of San Diego	\$2,000	Yes - Charitable	No	Yes
The grant played an integral part in the association's mission of helping seniors remain independent and in their own homes through the provision of in-home services, including grocery shopping, visitors, bill management and minor home repair				
Epilepsy Foundation	\$3,000	Yes - Scientific	No	Yes
The donation was used by the foundation to empower people with epilepsy and their families, to improve epilepsy prevention and treatment, to increase public awareness and to reduce discrimination and stigma against those with epilepsy				
Escondido Humane Society	\$2,000	Yes - Charitable	No	Yes
The grant allowed the shelter to continue rescuing animals from abuse and neglect, reuniting them with anxious owners and placing them into new, loving homes after caring for them				
Family Guidance, Inc	\$3,000	Yes - Charitable & Religious	No	Yes
The grant assisted Family Guidance, Inc. in its mission to mentor at-risk children aged 7-15 from predominantly single-parent families through camping and mentoring programs, to strengthen existing marriages and to fortify families.				
Family House	\$2,000	Yes - Charitable	No	Yes
The grant assisted the association in providing safe, comfortable and affordable lodging to more than 10,000 individuals who traveled to Pittsburgh during the year for health care and related services				

The Stuckeman Foundation - 2009 Expenditure Report

<u>Grantee</u>	<u>Grant Amount</u>	<u>Was the grant used for charitable, religious, scientific, literary or educational purposes?</u>	<u>Was any portion of the grant used for a prohibited purpose?</u>	<u>Was the grantee organized in accordance with IRS Sections 501(c)(3) and 509(a)(1) or (2)?</u>
First United Methodist Church	\$8,000	Yes - Religious	No	Yes
The grant was used by the church in furtherance of its mission to help individuals become disciples of Jesus Christ and to make a difference in the lives of those in the community and in the life of the world				
Forbes Health Foundation for Forbes Hospice	\$2,000	Yes - Charitable	No	Yes
The grant was used by the Forbes Health Foundation for Forbes Hospice to partially support non-reimbursable hospice counseling, bereavement support and chaplaincy without creating a budget deficit				
The Foundation Endowment	\$4,000	Yes - Educational	No	Yes
The grant allowed The Foundation Endowment to continue its university-based research into educational issues and to attend conferences, seminars and workshops to present the results of its research to national and state school board and teacher associations				
Fox Chapel Lauri Ann West Memorial Library	\$1,000	Yes - Educational	No	Yes
The grant was applied towards meeting the organization's general operating expenses in furtherance of its mission to cultivate a community of lifelong learners among the nearly 30,000 people served each year				
Friends of the Riverfront	\$2,000	Yes - Charitable	No	Yes
The grant enabled the association to purchase hand tools and materials to further its mission of developing and maintaining the Three Rivers Heritage Trail and the Three Rivers Water Trail				
Goodwill of Orange County	\$1,000	Yes - Charitable	No	Yes
The grant enabled the association to help those challenged by the recent economic downturn, those with disabilities, and individuals in need of medical and behavioral assistance.				
Goodwill of Southwestern PA	\$3,000	Yes - Charitable	No	Yes
The grant permitted Goodwill of Southwestern PA to meet its financial obligations for the year, i.e., it was used to cover the costs of general operating support for the agency whose mission is to help people improve their quality of life through work and related services				

The Stuckeman Foundation - 2009 Expenditure Report

Grant Amount Was the grant used for charitable, religious, scientific, literary or educational purposes? Was any portion of the grant used for a prohibited purpose? Was the grantee organized in accordance with IRS Sections 501(c)(3) and 509(a)(1) or (2)?

Grantee
 Greater Pittsburgh Community Food Bank Yes - Charitable No No Yes
 The grant allowed the food bank to continue providing food to people in need throughout southwestern Pennsylvania.

Greater Pittsburgh Literacy Council Yes - Educational No No Yes
 The grant enabled the association to educate adults in the Pittsburgh region who are seeking to improve their reading skills so that they may earn a GED certificate, enter job training or college and ultimately obtain self-supporting employment

Habitat for Humanity of Orange County Yes - Charitable No No Yes
 The grant was applied to the organization's Habitat Building Fund, which provides affordable home ownership opportunities so more families can achieve the American Dream of home ownership

Habitat for Humanity Racine Yes - Charitable No No Yes
 The grant was used to help support the association's mission of providing affordable home ownership to low-income families. This particular grant was applied to purchase and install flooring in a home.

Habitat for Humanity San Diego Yes - Charitable No No Yes
 The grant enabled the association to continue to build simple, decent affordable homes in partnership with local families in need, as part of its mission of eliminating poverty housing in San Diego County

Homeless Assistance Leadership Council, Inc Yes - Charitable No No Yes
 The grant was used in furtherance of the association's mission of preventing chronic homelessness in Racine County, Wisconsin by meeting shelter needs, coordinating supportive services and providing community leadership

Heinz History Center Yes - Educational No No Yes
 The grant was used to support the History Center's exhibitions, films, performances, programs for children and adults, ever-expanding collection of artifacts and archival materials, library and archival reference services and publications

The Stuckeman Foundation - 2009 Expenditure Report

<u>Grantee</u>	<u>Grant Amount</u>	<u>Was the grant used for charitable, religious, scientific, literary or educational purposes?</u>	<u>Was any portion of the grant used for a prohibited purpose?</u>	<u>Was the grantee organized in accordance with IRS Sections 501(c)(3) and 509(a)(1) or (2)?</u>
Interfaith Community Services	\$3,000	Yes - Charitable	No	Yes
		The grant was used to help pay for the core services provided by the association, to cover the salaries for the association's social workers who provide support and guidance to persons in crisis and to provide hot meals and emergency food to those in need		
K-Love Radio	\$2,000	Yes - Religious	No	Yes
		The grant was applied towards the station's mission of effectively communicating the Gospel message to those who don't know or don't fully understand it through full-time contemporary Christian music and short educational elements over the radio and internet		
Leadership Institute	\$4,000	Yes - Educational	No	Yes
		The grant allowed the Leadership Institute to continue presenting seminars and workshops designed to teach students how to win and to obtain positions of influence in public policy		
Light and Life Christian School and Ministries	\$1,000	Yes - Religious and Educational	No	Yes
		The grant was applied toward the organization's accelerated computer reader program whereby its students are tested for reading comprehension as part of an overall reading program		
National Aviary	\$3,000	Yes - Educational	No	Yes
		The grant allowed the National Aviary to further its mission of caring for more than 600 birds of 200 species, all with specialized diets, health requirements and behavioral needs. The grant also assisted the National Aviary in ensuring that birds continue to live in their institution and in the wild		
Nature Conservancy of Wisconsin	\$1,000	Yes - Educational	No	Yes
		The grant was applied towards the association's general operating expenses, which include working with partners to safeguard precious lands and waters, protecting invaluable species and spaces for future generations and preserving the natural treasures of the world		
North Hills Community Outreach	\$2,000	Yes - Charitable	No	Yes
		The funds were used to support the association's two food pantries. In November 2009, 490 families (1,246 individuals) received food from the association's pantries. Other services offered include utility assistance and emergency financial help		

The Stuckeman Foundation - 2009 Expenditure Report

Was the grant used for charitable, religious, scientific, literary or educational purposes? Was any portion of the grant used for a prohibited purpose? Was the grantee organized in accordance with IRS Sections 501(c)(3) and 509(a)(1) or (2)?

Grant Amount Grant Amount Grant Amount

Northland Public Library \$2,000 Yes - Educational No Yes

The grant was applied to the library's general operating budget and will be used to help offset the forecasted 6% decline in income for 2010.

Pittsburgh Cultural Trust \$5,000 Yes - Charitable & Literary No Yes

The grant was used by the Pittsburgh Cultural Trust to support the association's internationally-recognized theaters, urban parks and public spaces, critical educational programs, acclaimed performance series and art exhibitions.

Pittsburgh Zoo & PPG Aquarium \$3,000 Yes - Educational No Yes

The grant was used to fund, in part, activities related to the zoo's four mission prongs: educating visitors, conserving threatened and endangered species, research and family entertainment.

Racine Arts Council, Inc. \$2,000 Yes - Literary No Yes

The grant enabled the council to continue coordinating and promoting Racine area arts programs and advocating for decisions and legislation by local, state and federal authorities that will favor arts and arts education.

Racine Art Museum \$2,000 Yes - Educational No Yes

The grant was applied toward the museum's growing education and outreach programs consisting of studio art courses and school outreach tours and activities available to all local K-12 students.

Racine Health Care Network, Inc. \$2,000 Yes - Charitable No Yes

The grant was applied towards the purchase of computer hardware, software and technical support to be used in furtherance of the association's mission to provide free/low cost health care to residents of Racine County, Wisconsin who have no health insurance and are of limited income.

Racine Heritage Museum \$1,000 Yes - Educational No Yes

The grant was used to purchase a new office computer, backup system and software to replace an outdated operating system, which allowed the museum to better serve as the steward of the rich and extensive record of the region's historical documents and artifacts.

The Stuckeman Foundation - 2009 Expenditure Report

Was the grant used for charitable, religious, scientific, literary or educational purposes? Was any portion of the grant used for a prohibited purpose? Was the grantee organized in accordance with IRS Sections 501(c)(3) and 509(a)(1) or (2)?

Grantee	Grant Amount	Yes - Educational	No	Yes
Racine Literacy Council	\$2,000	Yes - Educational	No	Yes
The grant was used to fund the council's general operating expenses, allowing it to continue to provide adult literacy programs in Racine County and to bring awareness to the community about the importance and impact of literacy				
Racine Public Library	\$3,000	Yes - Educational	No	Yes
The grant was used in furtherance of the library's mission to enhance the community of Racine's quality of life by providing information, ideas and creative opportunities. The grant was especially helpful during this time of flat funding				
Racine Symphony Orchestra	\$5,000	Yes - Charitable & Literary	No	Yes
The grant was applied towards the orchestra's general operating expenses and allowed it to better preserve the region's musical heritage by entertaining, educating and enriching local audiences and musicians				
Racine Theatre Guild	\$1,000	Yes - Charitable & Literary	No	Yes
The grant allowed the theatre guild to continue offering the dramatic arts and entertainment to area residents at affordable prices				
Racine Zoological Society	\$5,000	Yes - Educational	No	Yes
The grant was used for partial funding of a third grade curriculum program with the Racine Unified School District called Wildlife Explorers. The goal of the program is to educate students on different habitats and the animals that live within them				
St. Jude Children's Research Hospital	\$2,000	Yes - Scientific	No	Yes
The grant was applied towards the organization's general operating expenses in furtherance of its mission to help save innocent children affected by diseases and afflictions such as leukemia				
The Salvation Army - Sierra del Mar Division	\$3,000	Yes - Charitable	No	Yes
The grant was used in furtherance of the organization's mission to improve the lives of the most disadvantaged residents in the community through assisting single moms, unemployed dads, the hungry and those struggling with substance abuse				

The Stuckeman Foundation - 2009 Expenditure Report

Was the grantee organized in accordance with
IRS Sections 501(c)(3) and 509(a)(1) or (2)?

Was any portion of the grant
used for a prohibited purpose?

Was the grant used for charitable, religious,
scientific, literary or educational purposes?

Grant Amount

Grantee


<u>Grant Amount</u>	<u>Yes - Charitable</u>	<u>No</u>	<u>Yes - Charitable</u>	<u>No</u>	<u>Yes - Charitable</u>	<u>No</u>	<u>Yes - Charitable</u>	<u>No</u>	<u>Yes - Charitable</u>	<u>No</u>	<u>Yes - Charitable</u>	<u>No</u>	<u>Yes - Charitable</u>	<u>No</u>	<u>Yes - Charitable</u>	<u>No</u>	<u>Yes - Charitable</u>	<u>No</u>	<u>Yes - Charitable</u>	<u>No</u>	
\$4,000																					
<p>The grant was applied towards helping those in need at the Allegheny Valley Corp and allowed the organization to better serve as a safety net for people whose lives are on the brink of falling apart</p>																					
\$1,000																					
<p>Because of the grant, two children from the Greater Pittsburgh Metropolitan Area received year-round support from the organization in the form of programming promoting self-esteem and the avoidance of risk-taking behavior</p>																					
\$1,000																					
<p>Servicing People in Need</p>																					
\$3,000																					
<p>SPIN applied the grant to its permanent housing program to provide rental assistance to three families, all of which were experiencing financial difficulties due to the head of the household of each family being laid off from his or her job due to the economic climate</p>																					
\$3,000																					
<p>Texas Children's Hospital</p>																					
\$2,000																					
<p>The grant was added to the organization's comprehensive Heal Sick Children Campaign to raise \$400 million to help grow Texas Children's facilities, advance its research capabilities and expand its outreach and patient care programs</p>																					
\$2,000																					
<p>The grant allowed the Three Rivers Young Peoples Orchestra to continue to provide music education and performance opportunities to enthuse, inspire and enrich the lives of young people</p>																					
\$5,000																					
<p>Trinity United Methodist Church</p>																					
\$3,000																					
<p>The grant was applied in furtherance of the church's mission to propel a community of Christians to reach out, look within and find a way with God</p>																					
\$3,000																					
<p>United Way of Allegheny County</p>																					
<p>The grant was deposited into the United Way of Allegheny County's Impact Fund for use in helping teens/young adults succeed, reducing risk factors for young children, assisting financially struggling adults and families, and supporting vulnerable senior and adults.</p>																					

The Stuckeman Foundation - 2009 Expenditure Report

Grantee	Grant Amount	Was the grant used for charitable, religious, scientific, literary or educational purposes?	Was any portion of the grant used for a prohibited purpose?	Was the grantee organized in accordance with IRS Sections 501(c)(3) and 509(a)(1) or (2)?
University of California San Diego Medical Center	\$3,000	Yes - Scientific	No	Yes
The grant, along with other grants, assisted the medical center in its pursuit of excellence in education, research, patient care and outreach through faculty recruitment and retention and student scholarship support				
World Affairs Council of Pittsburgh	\$2,000	Yes - Educational	No	Yes
The grant was used for programming geared towards creating a greater global mindedness and understanding of world affairs within secondary schools throughout the Pittsburgh region				
WQED Pittsburgh	\$2,000	Yes - Literary & Educational	No	Yes
The grant was used by WQED Pittsburgh to provide high quality television, radio and print enrichment to the citizens of Southwestern Pennsylvania				
YMCA of Escondido	\$2,000	Yes - Charitable	No	Yes
The grant was applied to the organization's Current Support Campaign and will be used for financial assistance to families in need so that they may participate in programs such as childcare, sports, leadership development and other programs.				
YMCA of Racine	\$3,000	Yes - Charitable	No	Yes
The grant was used to fund quality programs and services for hundreds of area youths, adults and families regardless of their ability to pay.				
Young America's Foundation	\$3,000	Yes - Educational	No	Yes
The grant allowed the Young America's Foundation to pursue its mission of ensuring that an increasing number of young Americans understand and are inspired by the ideas of individual freedom, a strong national defense, free enterprise and traditional values via student outreach programs.				
Young Life	\$3,000	Yes - Religious	No	Yes
The grant was used by Young Life to further its mission of educating children and adolescents about their self-worth and the good news of Jesus Christ				

Total \$173,000

Smithfield Trust Company, Trustee of The Stuckeman Foundation

By 
Samuel K. Adams, Tax Officer



COPY

Annual Report to Rockwell Foundation
January 11, 2010

On December 28, 2009 Rockwell Foundation Grant contributed \$1500 check to Carolina Legacy Trust's Operation Santa Program. The grant money was used toward our goal of providing over 200 local children with Christmas gifts. The project could not have been accomplished with out your commitment. The grant money was paid to Cliffs Communities Charitable Reserve Fund set up for Operation Santa through Community Foundation of Greenville.

Rick Fisher
Executive Director
Carolina Legacy Trust

The Rockwell Foundation

COPY

GENERAL GRANT TERMS, CONDITIONS AND UNDERSTANDINGS
FOR EXPENDITURE RESPONSIBILITY

Grant #: N/A
Grant Amount: \$1,500
Grant Date: 2009
Grant Purposes: Operation Santa- Provide Christmas needs for less fortunate children.

The undersigned, on behalf of Carolina Legacy Trust. ("Grantee"), does hereby state and agree as follows with respect to the grant described above (the "Grant") from the The Rockwell Foundation ("Grantor"):

1. Grantee understands that the Grant is an "expenditure responsibility" grant within the meaning of section 4945(h) of the Internal Revenue Code ("Code" or "IRC"), and that the Grantor must ensure that certain requirements and obligations are met. As a condition of accepting the Grant, Grantee agrees to cooperate fully to ensure that Grantor is able to satisfy all of the requirements of an "expenditure responsibility" grant in accordance with IRC §4945(h) and the regulations thereunder, including, but not limited to, those requirements described herein.

2. Grantee agrees that it will use the Grant for its intended purposes and will not use it for any other purpose.

3. Grantee agrees to refund to Grantor any portion of the Grant is not used for its intended purposes within the time period specified by the Grantor.

4. Grantee agrees to submit full and complete annual reports that describe the manner in which the Grant is expended and the progress in achieving the purposes of the grant, and that include a detailed accounting of the expenditure of all grant funds and such other information as Grantor reasonably requests.

5. Grantee agrees to maintain records of receipts and expenditures and to make its books and records available to Grantor at reasonable times during business hours. Grantee agrees to maintain such records for at least four years following the year in which all grant funds are fully expended.

6. Grantee agrees that it will not use any portion of the Grant to:

(a) Carry on propaganda, or otherwise to attempt, to influence legislation (within the meaning of IRC §4945(d)(1));

(b) Influence the outcome of any specific public election, or to carry on, directly or indirectly, any voter registration drive within the meaning of IRC §4945(d)(2));

(c) Make any grant which does not comply with the requirements of IRC §4945(d)(3) or (4); or

(d) Undertake any activity for any purpose other than one specified in IRC §170(c)(2)(B).

The undersigned certifies that he or she is a duly elected and authorized officer or director of Grantee and that in that capacity he or she is authorized to accept the Grant on behalf of the Grantee, to obligate the Grantee to observe all of the terms and conditions described herein, and to make, execute and deliver on behalf of the Grantee all grant agreements, representations, receipts, reports and other instruments of every kind.

ACCEPTED AND AGREED TO:
Carolina Legacy Trust

By:  1/6/10
(signature)/Date

Rick Fisher
Name (typed/printed)

Application for Extension of Time To File an Exempt Organization Return

OMB No 1545-1709

▶ File a separate application for each return

- If you are filing for an **Automatic 3-Month Extension**, complete only Part I and check this box
 - If you are filing for an **Additional (Not Automatic) 3-Month Extension**, complete only Part II (on page 2 of this form)
- Do not complete Part II unless you have already been granted an automatic 3-month extension on a previously filed Form 8868**

Part I Automatic 3-Month Extension of Time. Only submit original (no copies needed)

A corporation required to file Form 990-T and requesting an automatic 6-month extension - check this box and complete Part I only

All other corporations (including 1120-C filers), partnerships, REMICs, and trusts must use Form 7004 to request an extension of time to file income tax returns.

Electronic Filing (e-file). Generally, you can electronically file Form 8868 if you want a 3-month automatic extension of time to file one of the returns noted below (6 months for a corporation required to file Form 990-T). However, you cannot file Form 8868 electronically if (1) you want the additional (not automatic) 3-month extension or (2) you file Forms 990-BL, 6069, or 8870, group returns, or a composite or consolidated Form 990-T. Instead, you must submit the fully completed and signed page 2 (Part II) of Form 8868. For more details on the electronic filing of this form, visit www.irs.gov/efile and click on e-file for Charities & Nonprofits

Type or print	Name of Exempt Organization ROCKWELL FOUNDATION	Employer identification number 25-6035975
File by the due date for filing your return. See instructions	Number, street, and room or suite no. If a P O box, see instructions. PNC BANK, CO-TRUSTEE, 620 LIBERTY AVE, NO. 10THFL	
	City, town or post office, state, and ZIP code. For a foreign address, see instructions. PITTSBURGH, PA 15222-2705	

Check type of return to be filed (file a separate application for each return)

- | | | |
|---|--|------------------------------------|
| <input type="checkbox"/> Form 990 | <input type="checkbox"/> Form 990-T (corporation) | <input type="checkbox"/> Form 4720 |
| <input type="checkbox"/> Form 990-BL | <input type="checkbox"/> Form 990-T (sec 401(a) or 408(a) trust) | <input type="checkbox"/> Form 5227 |
| <input type="checkbox"/> Form 990-EZ | <input type="checkbox"/> Form 990-T (trust other than above) | <input type="checkbox"/> Form 6069 |
| <input checked="" type="checkbox"/> Form 990-PF | <input type="checkbox"/> Form 1041-A | <input type="checkbox"/> Form 8870 |

PNC BANK N.A. - 620 LIBERTY AVENUE 10TH FLOOR -

- The books are in the care of ▶ **PITTSBURGH, PA 15222-2705**
 Telephone No ▶ **412-762-3787** FAX No ▶ _____
- If the organization does not have an office or place of business in the United States, check this box
- If this is for a Group Return, enter the organization's four digit Group Exemption Number (GEN) _____ If this is for the whole group, check this box If it is for part of the group, check this box and attach a list with the names and EINs of all members the extension will cover

1 I request an automatic 3-month (6-months for a corporation required to file Form 990-T) extension of time until **AUGUST 15, 2010**, to file the exempt organization return for the organization named above. The extension is for the organization's return for:
 ▶ calendar year **2009** or
 ▶ tax year beginning _____, and ending _____

2 If this tax year is for less than 12 months, check reason Initial return Final return Change in accounting period

3a If this application is for Form 990-BL, 990-PF, 990-T, 4720, or 6069, enter the tentative tax, less any nonrefundable credits. See instructions	3a	\$	3,420.
b If this application is for Form 990-PF or 990-T, enter any refundable credits and estimated tax payments made. Include any prior year overpayment allowed as a credit	3b	\$	13,749.
c Balance Due. Subtract line 3b from line 3a. Include your payment with this form, or, if required, deposit with FTD coupon or, if required, by using EFTPS (Electronic Federal Tax Payment System). See instructions	3c	\$	0.

Caution. If you are going to make an electronic fund withdrawal with this Form 8868, see Form 8453-EO and Form 8879-EO for payment instructions