



See a Social Security Number? Say Something!
Report Privacy Problems to <https://public.resource.org/privacy>
Or call the IRS Identity Theft Hotline at 1-800-908-4490



Form

990

Department of the Treasury
Internal Revenue Service

Return of Organization Exempt From Income Tax

Under section 501(c), 527, or 4947(a)(1) of the Internal Revenue Code (except black lung benefit trust or private foundation)

The organization may have to use a copy of this return to satisfy state reporting requirements

OMB No 1545-0047

2009

Open to Public Inspection

A For the 2009 calendar year, or tax year beginning 01-01-2009 and ending 12-31-2009

B Check if applicable:
☐ Address change
☐ Name change
☐ Initial return
☐ Terminated
☐ Amended return
☐ Application pending

C Name of organization
ANGELINE ELIZABETH KIRBY MEMORIAL HEALTH CENTER
Doing Business As
Number and street (or P O box if mail is not delivered to street address)
71 NORTH FRANKLIN STREET
Room/suite
City or town, state or country, and ZIP + 4
WILKESBARRE, PA 18701

D Employer identification number
24-0795443

E Telephone number
(570) 822-4278

G Gross receipts \$ 27,142,763

F Name and address of principal officer
DANIELLE CAPPELLINI
71 north franklin ave
wilkes barre, PA 18701

H(a) Is this a group return for affiliates?
☐ Yes ☒ No
H(b) Are all affiliates included?
☐ Yes ☐ No
If "No," attach a list (see instructions)
H(c) Group exemption number

I Tax-exempt status ☒ 501(c) (3) (insert no) ☐ 4947(a)(1) or ☐ 527

J Website: WWW.KIRBYHEALTHCENTER.ORG

K Form of organization ☒ Corporation ☐ Trust ☐ Association ☐ Other

L Year of formation 1928

M State of legal domicile PA

Part I Summary

Activities & Governance
1 Briefly describe the organization's mission or most significant activities
SEE PART III, STATEMENT OF PROGRAM SERVICE ACCOMPLISHMENTS
2 Check this box ☐ if the organization discontinued its operations or disposed of more than 25% of its net assets
3 Number of voting members of the governing body (Part VI, line 1a) 3
4 Number of independent voting members of the governing body (Part VI, line 1b) 4
5 Total number of employees (Part V, line 2a) 5
6 Total number of volunteers (estimate if necessary) 6
7a Total gross unrelated business revenue from Part VIII, column (C), line 12 7a
7b Net unrelated business taxable income from Form 990-T, line 34 7b

Revenue
8 Contributions and grants (Part VIII, line 1h)
9 Program service revenue (Part VIII, line 2g)
10 Investment income (Part VIII, column (A), lines 3, 4, and 7d)
11 Other revenue (Part VIII, column (A), lines 5, 6d, 8c, 9c, 10c, and 11e)
12 Total revenue—add lines 8 through 11 (must equal Part VIII, column (A), line 12)
Prior Year Current Year
360,089 348,948
1,204,388 1,185,673
-2,397,328 -2,979,170
111,551 39,452
-721,300 -1,405,097

Expenses
13 Grants and similar amounts paid (Part IX, column (A), lines 1–3)
14 Benefits paid to or for members (Part IX, column (A), line 4)
15 Salaries, other compensation, employee benefits (Part IX, column (A), lines 5–10)
16a Professional fundraising fees (Part IX, column (A), line 11e)
b Total fundraising expenses (Part IX, column (D), line 25) 0
17 Other expenses (Part IX, column (A), lines 11a–11d, 11f–24f)
18 Total expenses Add lines 13–17 (must equal Part IX, column (A), line 25)
19 Revenue less expenses Subtract line 18 from line 12
883,356 884,034
797,580 664,010
1,779,748 1,608,044
-2,501,048 -3,013,141

Net Assets or Fund Balances
20 Total assets (Part X, line 16)
21 Total liabilities (Part X, line 26)
22 Net assets or fund balances Subtract line 21 from line 20
Beginning of Current Year End of Year
40,963,581 37,950,680
83 323
40,963,498 37,950,357

Part II Signature Block

Sign Here
Under penalties of perjury, I declare that I have examined this return, including accompanying schedules and statements, and to the best of my knowledge and belief, it is true, correct, and complete Declaration of preparer (other than officer) is based on all information of which preparer has any knowledge
Signature of officer 2010-10-21 Date
DANIELLE CAPPELLINI executive director Type or print name and title

Paid Preparer's Use Only
Preparer's signature Spencer Wissinger Date
Firm's name (or yours if self-employed), address, and ZIP + 4 ParenteBeard LLC PO Box 2138 Morristown, NJ 07962
Preparer's identifying number (see instructions)
EIN Phone no (973) 267-1414

Part III

Statement of Program Service Accomplishments

1

Briefly describe the organization's mission

PRSERVATION AND PROMOTION OF THE HEALTH OF THE RESIDENTS OF WILKES-BARRE AND NEIGHBOURING COMMUNITIES, ALONG WITH THE CONTROL AND ELIMINATION OF DISEASES

2

Did the organization undertake any significant program services during the year which were not listed on the prior Form 990 or 990-EZ?

Yes

☒

No

If "Yes," describe these new services on Schedule O

3

Did the organization cease conducting, or make significant changes in how it conducts, any program services?

Yes

☒

No

If "Yes," describe these changes on Schedule O

4

Describe the exempt purpose achievements for each of the organization's three largest program services by expenses

Section 501(c)(3) and 501(c)(4) organizations and section 4947(a)(1) trusts are required to report the amount of grants and allocations to others, the total expenses, and revenue, if any, for each program service reported

4a

(Code) (Expenses \$ 464,577 including grants of \$) (Revenue \$ 1,136,788)

ENVIRONMENT, CLINICAL AND TOXICOLOGICAL TESTING - CLINICAL BLOOD LEAD TESTING FOR MEDICAL ASSISTANCE PATIENTS AND PROVIDING REDUCED COST SERVICES TO FREE HEALTH CLINICS, BACTERIOLOGICAL SERVICES FOR THE CITY OF WILKES-BARRE AND ITS HEALTH DEPARTMENT, TOXICOLOGIAL PROJECTS IN ASSOCIATION WITH DUKE UNIVERSITY MEDICAL CENTER

4b

(Code) (Expenses \$ 54,051 including grants of \$) (Revenue \$ 48,885)

KIRBY HEALTH CENTER DENTAL CLINIC - TO PROVIDE DENTAL CARE AND EDUCATION FOR CHILDREN UP TO THE THE AGE OF 18 YEARS WHO ARE FINANCIALLY UNABLE TO OBTAIN THE SERVICES OF A PRIVATE DENTIST

4c

(Code) (Expenses \$ 272,742 including grants of \$ 51,500) (Revenue \$)

SUPPORT CHARITIES IN ALLIED HEALTH FIELDS - TO PROVIDE OFFICE SPACE, ADMINISTRATIVE ASSISTANCE AND FINANCIAL AID TO VARIOUS NON-PROFIT ORGANIZATIONS THAT PROVIDE THEIR HEALTH RELATED SERVICES TO THE COMMUNITY ORGANIZATIONS THAT RECEIVE SUPPORT INCLUDE VICTIMS RESOURCES, AMERICAN LUNG ASSOCIATION, ALZHEIMER'S ASSOCIATION, BLIND ASSOCIATION, CANCER INSTITUTE, EPILEPSY FOUNDATION, ADVOCACY ALLIANCE(A MENTAL HEALTH ORGANIZATION), CHILDHOOD LEAD PROGRAM(PA STATE LEAD SCREENING PROGRAM) AND NUMEROUS FREE HEALTH CLINICS IN THE WYOMING VALLEY THE SALVATION ARMY/KIRBY FAMILY HOUSE ALSO RECEIVES ADMINISTRATIVE AND FINANCIAL SUPPORT FOR HOUSING AND PROGRESS OF DISPLACED FAMILIES

4d

Other program services (Describe in Schedule O) **See also Additional Data for Description**

(Expenses \$ 28,889 including grants of \$ 8,500) (Revenue \$)

4e









Total program service expenses

\$ 820,259

Form 990 (2009)

Part IV

Checklist of Required Schedules

		Yes	No
1	Is the organization described in section 501(c)(3) or 4947(a)(1) (other than a private foundation)? If "Yes," complete Schedule A 	1	Yes
2	Is the organization required to complete Schedule B, Schedule of Contributors? 	2	Yes
3	Did the organization engage in direct or indirect political campaign activities on behalf of or in opposition to candidates for public office? If "Yes," complete Schedule C, Part I	3	No
4	Section 501(c)(3) organizations. Did the organization engage in lobbying activities? If "Yes," complete Schedule C, Part II	4	No
5	Section 501(c)(4), 501(c)(5), and 501(c)(6) organizations. Is the organization subject to the section 6033(e) notice and reporting requirement and proxy tax? If "Yes," complete Schedule C, Part III	5	
6	Did the organization maintain any donor advised funds or any similar funds or accounts where donors have the right to provide advice on the distribution or investment of amounts in such funds or accounts? If "Yes," complete Schedule D, Part I 	6	No
7	Did the organization receive or hold a conservation easement, including easements to preserve open space, the environment, historic land areas or historic structures? If "Yes," complete Schedule D, Part II 	7	No
8	Did the organization maintain collections of works of art, historical treasures, or other similar assets? If "Yes," complete Schedule D, Part III 	8	No
9	Did the organization report an amount in Part X, line 21, serve as a custodian for amounts not listed in Part X, or provide credit counseling, debt management, credit repair, or debt negotiation services? If "Yes," complete Schedule D, Part IV 	9	No
10	Did the organization, directly or through a related organization, hold assets in term, permanent, or quasi-endowments? If "Yes," complete Schedule D, Part V 	10	No
11	Is the organization's answer to any of the following questions "Yes"? If so, complete Schedule D, Parts VI, VII, VIII, IX, or X as applicable.	11	Yes
	• Did the organization report an amount for land, buildings, and equipment in Part X, line 10? If "Yes," complete Schedule D, Part VI.		
	• Did the organization report an amount for investments—other securities in Part X, line 12 that is 5% or more of its total assets reported in Part X, line 16? If "Yes," complete Schedule D, Part VII.		
	• Did the organization report an amount for investments—program related in Part X, line 13 that is 5% or more of its total assets reported in Part X, line 16? If "Yes," complete Schedule D, Part VIII.		
	• Did the organization report an amount for other assets in Part X, line 15 that is 5% or more of its total assets reported in Part X, line 16? If "Yes," complete Schedule D, Part IX.		
	• Did the organization report an amount for other liabilities in Part X, line 25? If "Yes," complete Schedule D, Part X.		
	• Did the organization's separate or consolidated financial statements for the tax year include a footnote that addresses the organization's liability for uncertain tax positions under FIN 48? If "Yes," complete Schedule D, Part X.		
12	Did the organization obtain separate, independent audited financial statements for the tax year? If "Yes," complete Schedule D, Parts XI, XII, and XIII 	12	No
12A	Was the organization included in consolidated, independent audited financial statements for the tax year?	Yes	No
	If "Yes," completing Schedule D, Parts XI, XII, and XIII is optional	12A	No
13	Is the organization a school described in section 170(b)(1)(A)(ii)? If "Yes," complete Schedule E	13	No
14a	Did the organization maintain an office, employees, or agents outside of the United States?	14a	No
14b	Did the organization have aggregate revenues or expenses of more than \$10,000 from grantmaking, fundraising, business, and program service activities outside the United States? If "Yes," complete Schedule F, Part I	14b	No
15	Did the organization report on Part IX, column (A), line 3, more than \$5,000 of grants or assistance to any organization or entity located outside the U S ? If "Yes," complete Schedule F, Part II	15	No
16	Did the organization report on Part IX, column (A), line 3, more than \$5,000 of aggregate grants or assistance to individuals located outside the U S ? If "Yes," complete Schedule F, Part III	16	No
17	Did the organization report a total of more than \$15,000, of expenses for professional fundraising services on Part IX, column (A), lines 6 and 11e? If "Yes," complete Schedule G, Part I	17	No
18	Did the organization report more than \$15,000 total of fundraising event gross income and contributions on Part VIII, lines 1c and 8a? If "Yes," complete Schedule G, Part II	18	No
19	Did the organization report more than \$15,000 of gross income from gaming activities on Part VIII, line 9a? If "Yes," complete Schedule G, Part III	19	No
20	Did the organization operate one or more hospitals? If "Yes," complete Schedule H	20	No

Part IV

Checklist of Required Schedules (continued)

21	Did the organization report more than \$5,000 of grants and other assistance to governments and organizations in the United States on Part IX, column (A), line 1? <i>If "Yes," complete Schedule I, Parts I and II</i>	21	Yes	
22	Did the organization report more than \$5,000 of grants and other assistance to individuals in the United States on Part IX, column (A), line 2? <i>If "Yes," complete Schedule I, Parts I and III</i>	22		No
23	Did the organization answer "Yes" to Part VII, Section A, questions 3, 4, or 5, about compensation of the organization's current and former officers, directors, trustees, key employees, and highest compensated employees? <i>If "Yes," complete Schedule J</i>	23		No
24a	Did the organization have a tax-exempt bond issue with an outstanding principal amount of more than \$100,000 as of the last day of the year, that was issued after December 31, 2002? <i>If "Yes," answer questions 24b-24d and complete Schedule K. If "No," go to line 25</i>	24a		No
b	Did the organization invest any proceeds of tax-exempt bonds beyond a temporary period exception?	24b		
c	Did the organization maintain an escrow account other than a refunding escrow at any time during the year to defease any tax-exempt bonds?	24c		
d	Did the organization act as an "on behalf of" issuer for bonds outstanding at any time during the year?	24d		
25a	Section 501(c)(3) and 501(c)(4) organizations. Did the organization engage in an excess benefit transaction with a disqualified person during the year? <i>If "Yes," complete Schedule L, Part I</i>	25a		No
b	Is the organization aware that it engaged in an excess benefit transaction with a disqualified person in a prior year, and that the transaction has not been reported on any of the organization's prior Forms 990 or 990-EZ? <i>If "Yes," complete Schedule L, Part I</i>	25b		No
26	Was a loan to or by a current or former officer, director, trustee, key employee, highly compensated employee, or disqualified person outstanding as of the end of the organization's tax year? <i>If "Yes," complete Schedule L, Part II</i>	26		No
27	Did the organization provide a grant or other assistance to an officer, director, trustee, key employee, substantial contributor, or a grant selection committee member, or to a person related to such an individual? <i>If "Yes," complete Schedule L, Part III</i>	27		No
28	Was the organization a party to a business transaction with one of the following parties? (see Schedule L, Part IV instructions for applicable filing thresholds, conditions, and exceptions)			
a	A current or former officer, director, trustee, or key employee? <i>If "Yes," complete Schedule L, Part IV</i>	28a		No
b	A family member of a current or former officer, director, trustee, or key employee? <i>If "Yes," complete Schedule L, Part IV</i>	28b		No
c	An entity of which a current or former officer, director, trustee, or key employee of the organization (or a family member) was an officer, director, trustee, or owner? <i>If "Yes," complete Schedule L, Part IV</i>	28c		No
29	Did the organization receive more than \$25,000 in non-cash contributions? <i>If "Yes," complete Schedule M</i>	29		No
30	Did the organization receive contributions of art, historical treasures, or other similar assets, or qualified conservation contributions? <i>If "Yes," complete Schedule M</i>	30		No
31	Did the organization liquidate, terminate, or dissolve and cease operations? <i>If "Yes," complete Schedule N, Part I</i>	31		No
32	Did the organization sell, exchange, dispose of, or transfer more than 25% of its net assets? <i>If "Yes," complete Schedule N, Part II</i>	32		No
33	Did the organization own 100% of an entity disregarded as separate from the organization under Regulations sections 301.7701-2 and 301.7701-3? <i>If "Yes," complete Schedule R, Part I</i>	33		No
34	Was the organization related to any tax-exempt or taxable entity? <i>If "Yes," complete Schedule R, Parts II, III, IV, and V, line 1</i>	34		No
35	Is any related organization a controlled entity within the meaning of section 512(b)(13)? <i>If "Yes," complete Schedule R, Part V, line 2</i>	35		No
36	Section 501(c)(3) organizations. Did the organization make any transfers to an exempt non-charitable related organization? <i>If "Yes," complete Schedule R, Part V, line 2</i>	36		No
37	Did the organization conduct more than 5% of its activities through an entity that is not a related organization and that is treated as a partnership for federal income tax purposes? <i>If "Yes," complete Schedule R, Part VI</i>	37		No
38	Did the organization complete Schedule O and provide explanations in Schedule O for Part VI, lines 11 and 19? Note. All Form 990 filers are required to complete Schedule O	38	Yes	

Part V

Statements Regarding Other IRS Filings and Tax Compliance

			Yes	No	
1a	Enter the number reported in Box 3 of Form 1096, <i>Annual Summary and Transmittal of U.S. Information Returns</i> . Enter -0- if not applicable		1c		
	1a	16			
	1b	0			
b					
c					
2a	Enter the number of employees reported on Form W-3, <i>Transmittal of Wage and Tax Statements</i> filed for the calendar year ending with or within the year covered by this return		2b	Yes	
	2a	20			
	b				
3a					No
b					
4a					No
b					
5a					No
b					No
c					
6a					No
b					
7					
a					No
b					
c					No
d					
e					No
f					No
g					No
h					No
8					No
9					
a					No
b					No
10					
a					
b					
11					
a					
b					
12a					
b					

Part VI

Governance, Management, and Disclosure

For each "Yes" response to lines 2 through 7b below, and for a "No" response to lines 8a, 8b, or 10b below, describe the circumstances, processes, or changes in Schedule O. See instructions.

Section A. Governing Body and Management

			Yes	No
1a	Enter the number of voting members of the governing body	1a	9	
b	Enter the number of voting members that are independent	1b	8	
2	Did any officer, director, trustee, or key employee have a family relationship or a business relationship with any other officer, director, trustee, or key employee?	2		No
3	Did the organization delegate control over management duties customarily performed by or under the direct supervision of officers, directors or trustees, or key employees to a management company or other person?	3		No
4	Did the organization make any significant changes to its organizational documents since the prior Form 990 was filed?	4		No
5	Did the organization become aware during the year of a material diversion of the organization's assets?	5		No
6	Does the organization have members or stockholders?	6		No
7a	Does the organization have members, stockholders, or other persons who may elect one or more members of the governing body?	7a		No
b	Are any decisions of the governing body subject to approval by members, stockholders, or other persons?	7b		No
8	Did the organization contemporaneously document the meetings held or written actions undertaken during the year by the following			
a	The governing body?	8a	Yes	
b	Each committee with authority to act on behalf of the governing body?	8b	Yes	
9	Is there any officer, director, trustee, or key employee listed in Part VII, Section A, who cannot be reached at the organization's mailing address? If "Yes," provide the names and addresses in Schedule O	9		No

Section B. Policies

(This Section B requests information about policies not required by the Internal Revenue Code.)

			Yes	No
10a	Does the organization have local chapters, branches, or affiliates?	10a		No
b	If "Yes," does the organization have written policies and procedures governing the activities of such chapters, affiliates, and branches to ensure their operations are consistent with those of the organization?	10b		
11	Has the organization provided a copy of this Form 990 to all members of its governing body before filing the form?	11	Yes	
11A	Describe in Schedule O the process, if any, used by the organization to review the Form 990			
12a	Does the organization have a written conflict of interest policy? If "No," go to line 13	12a	Yes	
b	Are officers, directors or trustees, and key employees required to disclose annually interests that could give rise to conflicts?	12b	Yes	
c	Does the organization regularly and consistently monitor and enforce compliance with the policy? If "Yes," describe in Schedule O how this is done	12c	Yes	
13	Does the organization have a written whistleblower policy?	13	Yes	
14	Does the organization have a written document retention and destruction policy?	14	Yes	
15	Did the process for determining compensation of the following persons include a review and approval by independent persons, comparability data, and contemporaneous substantiation of the deliberation and decision?			
a	The organization's CEO, Executive Director, or top management official	15a	Yes	
b	Other officers or key employees of the organization	15b	Yes	
	If "Yes" to line a or b, describe the process in Schedule O (See instructions)			
16a	Did the organization invest in, contribute assets to, or participate in a joint venture or similar arrangement with a taxable entity during the year?	16a		No
b	If "Yes," has the organization adopted a written policy or procedure requiring the organization to evaluate its participation in joint venture arrangements under applicable federal tax law, and taken steps to safeguard the organization's exempt status with respect to such arrangements?	16b		

Section C. Disclosure

17	List the States with which a copy of this Form 990 is required to be filed▶PA
18	Section 6104 requires an organization to make its Form 1023 (or 1024 if applicable), 990, and 990-T (501(c) (3)s only) available for public inspection. Indicate how you make these available. Check all that apply. <input type="checkbox"/> Own website <input type="checkbox"/> Another's website <input checked="" type="checkbox"/> Upon request
19	Describe in Schedule O whether (and if so, how), the organization makes its governing documents, conflict of interest policy, and financial statements available to the public. See Additional Data Table.
20	State the name, physical address, and telephone number of the person who possesses the books and records of the organization ▶ The Organization 71 NORTH FRANKLIN STREET WILKESBARRE, PA 18701 (570) 822-4278

Part VII

Compensation of Officers, Directors, Trustees, Key Employees, Highest Compensated Employees, and Independent Contractors

Section A. Officers, Directors, Trustees, Key Employees, and Highest Compensated Employees

- 1a** Complete this table for all persons required to be listed. Report compensation for the calendar year ending with or within the organization's tax year. Use Schedule J-2 if additional space is needed.
- List all of the organization's **current** officers, directors, trustees (whether individuals or organizations), regardless of amount of compensation, and **current** key employees. Enter -0- in columns (D), (E), and (F) if no compensation was paid.
 - List all of the organization's **current** key employees. See instructions for definition of "key employee."
 - List the organization's five **current** highest compensated employees (other than an officer, director, trustee or key employee) who received reportable compensation (Box 5 of Form W-2 and/or Box 7 of Form 1099-MISC) of more than \$100,000 from the organization and any related organizations.
 - List all of the organization's **former** officers, key employees, or highest compensated employees who received more than \$100,000 of reportable compensation from the organization and any related organizations.
 - List all of the organization's **former directors or trustees** that received, in the capacity as a former director or trustee of the organization, more than \$10,000 of reportable compensation from the organization and any related organizations.

List persons in the following order: individual trustees or directors; institutional trustees; officers; key employees; highest compensated employees; and former such persons.

☐ Check this box if the organization did not compensate any current or former officer, director, trustee or key employee

(A) Name and Title	(B) Average hours per week	(C) Position (check all that apply)						(D) Reportable compensation from the organization (W-2/1099-MISC)	(E) Reportable compensation from related organizations (W-2/1099-MISC)	(F) Estimated amount of other compensation from the organization and related organizations
		Individual trustee or director	Institutional Trustee	Officer	Key employee	Highest compensated employee	Former			
GLEN WEAVER DO BOARD MEMBER	5.00	X						225	0	0
JAMES M FISCHER bOARD MEMBER	5.00	X						150	0	0
N BRIAN CAVERLY ESQ VICE PRESIDENT	5.00	X		X				225	0	0
GEORGE SPEACE MD president, CLINICAL LAB D	7.50	X		X				10,300	0	0
DONALD A FREDERICK DDS SECRETARY	5.00	X		X				300	0	0
SLATER KIRBY TREASURER	5.00	X		X				0	0	0
WILLIAM BARRETT BOARD MEMBER	5.00	X						225	0	0
MICHAEL MERRITT BOARD MEMBER	5.00	X						300	0	0
DANIELLE CAPPELLINI BSC EXECUTIVE DIRECTOR	37.50			X				94,195	0	0

1b	Total	105,920	0	0
----	-------	---------	---	---

2 Total number of individuals (including but not limited to those listed above) who received more than \$100,000 in reportable compensation from the organization 0

		Yes	No
3	Did the organization list any former officer, director or trustee, key employee, or highest compensated employee on line 1a? <i>If "Yes," complete Schedule J for such individual</i>		No
4	For any individual listed on line 1a, is the sum of reportable compensation and other compensation from the organization and related organizations greater than \$150,000? <i>If "Yes," complete Schedule J for such individual</i>		No
5	Did any person listed on line 1a receive or accrue compensation from any unrelated organization for services rendered to the organization? <i>If "Yes," complete Schedule J for such person</i>		No

Section B. Independent Contractors

1 Complete this table for your five highest compensated independent contractors that received more than \$100,000 of compensation from the organization

(A) Name and business address	(B) Description of services	(C) Compensation
MASONRY PRESERVATION SERVICES POB 324 BERWICK, PA 18603	BUILDING RESTORATION	818,896

2 Total number of independent contractors (including but not limited to those listed above) who received more than \$100,000 in compensation from the organization 1

Part VIII

Statement of Revenue

				(A) Total revenue	(B) Related or exempt function revenue	(C) Unrelated business revenue	(D) Revenue excluded from tax under sections 512, 513, or 514	
Contributions, gifts, grants and other similar amounts	1a	Federated campaigns . . .	1a					
	b	Membership dues	1b					
	c	Fundraising events	1c					
	d	Related organizations	1d	346,923				
	e	Government grants (contributions)	1e					
	f	All other contributions, gifts, grants, and similar amounts not included above	1f	2,025				
	g	Noncash contributions included in lines 1a-1f \$ _____						
	h	Total. Add lines 1a-1f		348,948				
Program Service Revenue			Business Code					
	2a	BLOOD LEAD SCREENING	624,100	315,132	315,132			
	b	LEAD TESTS	624,100	221,141	221,141			
	c	INDUSTRIAL SAMPLES	541,380	220,270	220,270			
	d	MISCELLANEOUS OTHER TE	541,380	151,606	151,606			
	e	BIOLOGICAL WATER TESTS	541,380	103,177	103,177			
	f	All other program service revenue		174,347	174,347			
	g	Total. Add lines 2a-2f		1,185,673				
Other Revenue	3	Investment income (including dividends, interest and other similar amounts)		614,541			614,541	
	4	Income from investment of tax-exempt bond proceeds . . .						
	5	Royalties						
	6a	Gross Rents	(i) Real	(ii) Personal				
		b	Less rental expenses					
		c	Rental income or (loss)					
		d	Net rental income or (loss)					
	7a	Gross amount from sales of assets other than inventory	(i) Securities	(ii) O ther				
		b	Less cost or other basis and sales expenses					
		c	Gain or (loss)					
		d	Net gain or (loss)			-3,593,711		-3,593,711
	8a	Gross income from fundraising events (not including \$ _____ of contributions reported on line 1c) See Part IV, line 18						
		b	Less direct expenses					
		c	Net income or (loss) from fundraising events . . .					
	9a	Gross income from gaming activities See Part IV, line 19						
		b	Less direct expenses					
		c	Net income or (loss) from gaming activities . . .					
	10a	Gross sales of inventory, less returns and allowances						
		b	Less cost of goods sold					
		c	Net income or (loss) from sales of inventory . . .					
Miscellaneous Revenue		Business Code						
11a	MISCELLANEOUS INVESTME	900,099	33,075			33,075		
b	MISCELLANEOUS OTHER	624,100	6,377			6,377		
c								
d	All other revenue							
e	Total. Add lines 11a-11d		39,452					
12	Total revenue. See Instructions		-1,405,097	1,185,673	0	-2,939,718		

Part IX Statement of Functional Expenses

Section 501(c)(3) and 501(c)(4) organizations must complete all columns.
All other organizations must complete column (A) but are not required to complete columns (B), (C), and (D).

Do not include amounts reported on lines 6b, 7b, 8b, 9b, and 10b of Part VIII.		(A) Total expenses	(B) Program service expenses	(C) Management and general expenses	(D) Fundraising expenses
1	Grants and other assistance to governments and organizations in the U S See Part IV, line 21	60,000	60,000		
2	Grants and other assistance to individuals in the U S See Part IV, line 22				
3	Grants and other assistance to governments, organizations, and individuals outside the U S See Part IV, lines 15 and 16				
4	Benefits paid to or for members				
5	Compensation of current officers, directors, trustees, and key employees	105,920		105,920	
6	Compensation not included above, to disqualified persons (as defined under section 4958(f)(1)) and persons described in section 4958(c)(3)(B)				
7	Other salaries and wages	592,521		592,521	
8	Pension plan contributions (include section 401(k) and section 403(b) employer contributions)	63,742		63,742	
9	Other employee benefits	66,901		66,901	
10	Payroll taxes	54,950		54,950	
11	Fees for services (non-employees)				
a	Management				
b	Legal	6,338		6,338	
c	Accounting	15,650		15,650	
d	Lobbying				
e	Professional fundraising See Part IV, line 17				
f	Investment management fees	75,281		75,281	
g	Other	46,967		46,967	
12	Advertising and promotion				
13	Office expenses	43,604		43,604	
14	Information technology				
15	Royalties				
16	Occupancy				
17	Travel	9,657		9,657	
18	Payments of travel or entertainment expenses for any federal, state, or local public officials				
19	Conferences, conventions, and meetings				
20	Interest				
21	Payments to affiliates				
22	Depreciation, depletion, and amortization	122,801		122,801	
23	Insurance	51,024		51,024	
24	Other expenses Itemize expenses not covered above (Expenses grouped together and labeled miscellaneous may not exceed 5% of total expenses shown on line 25 below)				
a	OPERATING SUPPLIES	216,751		216,751	
b	REPAIRS & MAINTENANCE	43,439		43,439	
c	UTILITIES	14,522		14,522	
d	TELEPHONE	11,703		11,703	
e	SECURITY	3,595		3,595	
f	All other expenses	2,678	760,259	-757,581	
25	Total functional expenses. Add lines 1 through 24f	1,608,044	820,259	787,785	0
26	Joint costs. Check here <input type="checkbox"/> if following SOP 98-2 Complete this line only if the organization reported in column (B) joint costs from a combined educational campaign and fundraising solicitation				

Part X

Balance Sheet

					(A)		(B)
					Beginning of year		End of year
Assets	1	Cash—non-interest-bearing			335,434	1	497,462
	2	Savings and temporary cash investments			950,694	2	1,038,096
	3	Pledges and grants receivable, net				3	
	4	Accounts receivable, net				4	
	5	Receivables from current and former officers, directors, trustees, key employees, and highest compensated employees Complete Part II of Schedule L				5	
	6	Receivables from other disqualified persons (as defined under section 4958(f)(1)) and persons described in section 4958(c)(3)(B) Complete Part II of Schedule L				6	
	7	Notes and loans receivable, net				7	
	8	Inventories for sale or use				8	
	9	Prepaid expenses and deferred charges				9	
	10a	Land, buildings, and equipment cost or other basis Complete Part VI of Schedule D	10a	7,607,328	2,884,450	10c	3,685,900
	b	Less accumulated depreciation	10b	3,921,428			
	11	Investments—publicly traded securities			36,793,003	11	32,729,222
	12	Investments—other securities See Part IV, line 11				12	
	13	Investments—program-related See Part IV, line 11				13	
	14	Intangible assets				14	
	15	Other assets See Part IV, line 11				15	
	16	Total assets. Add lines 1 through 15 (must equal line 34)			40,963,581	16	37,950,680
Liabilities	17	Accounts payable and accrued expenses				17	
	18	Grants payable				18	
	19	Deferred revenue				19	
	20	Tax-exempt bond liabilities				20	
	21	Escrow or custodial account liability Complete Part IV of Schedule D				21	
	22	Payables to current and former officers, directors, trustees, key employees, highest compensated employees, and disqualified persons Complete Part II of Schedule L				22	
	23	Secured mortgages and notes payable to unrelated third parties				23	
	24	Unsecured notes and loans payable to unrelated third parties				24	
	25	Other liabilities Complete Part X of Schedule D			83	25	323
	26	Total liabilities. Add lines 17 through 25			83	26	323
Net Assets or Fund Balances	Organizations that follow SFAS 117, check here <input type="checkbox"/> and complete lines 27 through 29, and lines 33 and 34.						
	27	Unrestricted net assets				27	
	28	Temporarily restricted net assets				28	
	29	Permanently restricted net assets				29	
	Organizations that do not follow SFAS 117, check here <input checked="" type="checkbox"/> and complete lines 30 through 34.						
	30	Capital stock or trust principal, or current funds			0	30	0
	31	Paid-in or capital surplus, or land, building or equipment fund			0	31	0
	32	Retained earnings, endowment, accumulated income, or other funds			40,963,498	32	37,950,357
	33	Total net assets or fund balances			40,963,498	33	37,950,357
34	Total liabilities and net assets/fund balances			40,963,581	34	37,950,680	

Part XI **Financial Statements and Reporting**

	Yes	No
1 Accounting method used to prepare the Form 990 <input checked="" type="checkbox"/> Cash <input type="checkbox"/> Accrual <input type="checkbox"/> Other _____ If the organization changed its method of accounting from a prior year or checked "Other," explain in Schedule O		
2a Were the organization's financial statements compiled or reviewed by an independent accountant? . .		No
b Were the organization's financial statements audited by an independent accountant? 		No
c If "Yes," to 2a or 2b, does the organization have a committee that assumes responsibility for oversight of the audit, review, or compilation of its financial statements and selection of an independent accountant? If the organization changed either its oversight process or selection process during the tax year, explain in Schedule O . . .		
d If "Yes" to line 2a or 2b, check a box below to indicate whether the financial statements for the year were issued on a consolidated basis, separate basis, or both <input type="checkbox"/> Separate basis <input type="checkbox"/> Consolidated basis <input type="checkbox"/> Both consolidated and separated basis		
3a As a result of a federal award, was the organization required to undergo an audit or audits as set forth in the Single Audit Act and OMB Circular A-133? 		No
b If "Yes," did the organization undergo the required audit or audits? If the organization did not undergo the required audit or audits, explain why in Schedule O and describe any steps taken to undergo such audits . .		

SCHEDULE A

(Form 990 or 990EZ)

Department of the Treasury
Internal Revenue Service

Public Charity Status and Public Support

Complete if the organization is a section 501(c)(3) organization or a section 4947(a)(1) nonexempt charitable trust.

▶ Attach to Form 990 or Form 990-EZ. ▶ See separate instructions.

OMB No 1545-0047

2009

Open to Public
Inspection

Name of the organization ANGELINE ELIZABETH KIRBY MEMORIAL HEALTH CENTER	Employer identification number 24-0795443
---	--

Part I

Reason for Public Charity Status (All organizations must complete this part.) See instructions

The organization is not a private foundation because it is (For lines 1 through 11, check only one box)

- 1

☐

A church, convention of churches, or association of churches **section 170(b)(1)(A)(i).**
- 2

☐

A school described in **section 170(b)(1)(A)(ii).** (Attach Schedule E)
- 3

☐

A hospital or a cooperative hospital service organization described in **section 170(b)(1)(A)(iii).**
- 4

☐

A medical research organization operated in conjunction with a hospital described in **section 170(b)(1)(A)(iii).** Enter the hospital's name, city, and state
- 5

☐

An organization operated for the benefit of a college or university owned or operated by a governmental unit described in **section 170(b)(1)(A)(iv).** (Complete Part II)
- 6

☐

A federal, state, or local government or governmental unit described in **section 170(b)(1)(A)(v).**
- 7

☐

An organization that normally receives a substantial part of its support from a governmental unit or from the general public described in **section 170(b)(1)(A)(vi)** (Complete Part II)
- 8

☐

A community trust described in **section 170(b)(1)(A)(vi)** (Complete Part II)
- 9

☐

An organization that normally receives (1) more than 33 1/3% of its support from contributions, membership fees, and gross receipts from activities related to its exempt functions—subject to certain exceptions, and (2) no more than 33 1/3% of its support from gross investment income and unrelated business taxable income (less section 511 tax) from businesses acquired by the organization after June 30, 1975 See **section 509(a)(2).** (Complete Part III)
- 10

☐

An organization organized and operated exclusively to test for public safety See**section 509(a)(4).**
- 11

☒

An organization organized and operated exclusively for the benefit of, to perform the functions of, or to carry out the purposes of one or more publicly supported organizations described in section 509(a)(1) or section 509(a)(2) See **section 509(a)(3).** Check the box that describes the type of supporting organization and complete lines 11e through 11h

a

☐

Type I

b

☐

Type II

c

☒

Type III - Functionally integrated

d

☐

Type III - Other
- e

☐

By checking this box, I certify that the organization is not controlled directly or indirectly by one or more disqualified persons other than foundation managers and other than one or more publicly supported organizations described in section 509(a)(1) or section 509(a)(2)
- f

☐

If the organization received a written determination from the IRS that it is a Type I, Type II or Type III supporting organization, check this box
- g

☐

Since August 17, 2006, has the organization accepted any gift or contribution from any of the following persons?

(i)

a person who directly or indirectly controls, either alone or together with persons described in (ii) and (iii) below, the governing body of the the supported organization?

(ii)

a family member of a person described in (i) above?

(iii)

a 35% controlled entity of a person described in (i) or (ii) above?
- h

☐

Provide the following information about the supported organization(s)

	Yes	No
11g(i)		No
11g(ii)		No
11g(iii)		No

(i) Name of supported organization	(ii) EIN	(iii) Type of organization (described on lines 1- 9 above or IRC section (see instructions))	(iv) Is the organization in col (i) listed in your governing document?		(v) Did you notify the organization in col (i) of your support?		(vi) Is the organization in col (i) organized in the U S ?		(vii) Amount of support?
			Yes	No	Yes	No	Yes	No	
CITY OF WILKES-BARRE PA	246000718	6	Yes		Yes		Yes		8,500
salvation army	135562351	9		No	Yes		Yes		20,000
Total									28,500

Part II

Support Schedule for Organizations Described in IRC 170(b)(1)(A)(iv) and 170(b)(1)(A)(vi)
(Complete only if you checked the box on line 5, 7, or 8 of Part I.)

Section A. Public Support

Calendar year (or fiscal year beginning in)	(a) 2005	(b) 2006	(c) 2007	(d) 2008	(e) 2009	(f) Total
1 Gifts, grants, contributions, and membership fees received (Do not include any "unusual grants.")						
2 Tax revenues levied for the organization's benefit and either paid to or expended on its behalf						
3 The value of services or facilities furnished by a governmental unit to the organization without charge						
4 Total. Add lines 1 through 3						
5 The portion of total contributions by each person (other than a governmental unit or publicly supported organization) included on line 1 that exceeds 2% of the amount shown on line 11, column (f)						
6 Public Support. Subtract line 5 from line 4						

Section B. Total Support

Calendar year (or fiscal year beginning in)	(a) 2005	(b) 2006	(c) 2007	(d) 2008	(e) 2009	(f) Total
7 Amounts from line 4						
8 Gross income from interest, dividends, payments received on securities loans, rents, royalties and income from similar sources						
9 Net income from unrelated business activities, whether or not the business is regularly carried on						
10 Other income (Explain in Part IV) Do not include gain or loss from the sale of capital assets						
11 Total support (Add lines 7 through 10)						
12 Gross receipts from related activities, etc (See instructions)					12	
13 First Five Years If the Form 990 is for the organization's first, second, third, fourth, or fifth tax year as a 501(c)(3) organization, check this box and stop here						

Section C. Computation of Public Support Percentage

14 Public Support Percentage for 2009 (line 6 column (f) divided by line 11 column (f))	14	
15 Public Support Percentage for 2008 Schedule A, Part II, line 14	15	
16a 33 1/3% support test—2009. If the organization did not check the box on line 13, and line 14 is 33 1/3% or more, check this box and stop here. The organization qualifies as a publicly supported organization		
b 33 1/3% support test—2008. If the organization did not check the box on line 13 or 16a, and line 15 is 33 1/3% or more, check this box and stop here. The organization qualifies as a publicly supported organization		
17a 10%-facts-and-circumstances test—2009. If the organization did not check a box on line 13, 16a, or 16b and line 14 is 10% or more, and if the organization meets the "facts and circumstances" test, check this box and stop here. Explain in Part IV how the organization meets the "facts and circumstances" test The organization qualifies as a publicly supported organization		
b 10%-facts-and-circumstances test—2008. If the organization did not check a box on line 13, 16a, 16b, or 17a and line 15 is 10% or more, and if the organization meets the "facts and circumstances" test, check this box and stop here. Explain in Part IV how the organization meets the "facts and circumstances" test The organization qualifies as a publicly supported organization		
18 Private Foundation If the organization did not check a box on line 13, 16a, 16b, 17a or 17b, check this box and see instructions		

Part IIISupport Schedule for Organizations Described in IRC 509(a)(2)
(Complete only if you checked the box on line 9 of Part I.)

Section A. Public Support

Calendar year (or fiscal year beginning in)	(a) 2005	(b) 2006	(c) 2007	(d) 2008	(e) 2009	(f) Total
1Gifts, grants, contributions, and membership fees received (Do not include any "unusual grants.")						
2Gross receipts from admissions, merchandise sold or services performed, or facilities furnished in any activity that is related to the organization's tax-exempt purpose						
3Gross receipts from activities that are not an unrelated trade or business under section 513						
4Tax revenues levied for the organization's benefit and either paid to or expended on its behalf						
5The value of services or facilities furnished by a governmental unit to the organization without charge						
6Total. Add lines 1 through 5						
7aAmounts included on lines 1, 2, and 3 received from disqualified persons						
bAmounts included on lines 2 and 3 received from other than disqualified persons that exceed the greater of \$5,000 or 1% of the amount on line 13 for the year						
cAdd lines 7a and 7b						
8Public Support (Subtract line 7c from line 6)						

Section B. Total Support

Calendar year (or fiscal year beginning in)	(a) 2005	(b) 2006	(c) 2007	(d) 2008	(e) 2009	(f) Total
9Amounts from line 6						
10aGross income from interest, dividends, payments received on securities loans, rents, royalties and income from similar sources						
bUnrelated business taxable income (less section 511 taxes) from businesses acquired after June 30, 1975						
cAdd lines 10a and 10b						
11Net income from unrelated business activities not included in line 10b, whether or not the business is regularly carried on						
12Other income. Do not include gain or loss from the sale of capital assets (Explain in Part IV.)						
13Total support (Add lines 9, 10c, 11 and 12.)						
14First Five Years If the Form 990 is for the organization's first, second, third, fourth, or fifth tax year as a 501(c)(3) organization, check this box and stop here						

Section C. Computation of Public Support Percentage

15Public Support Percentage for 2009 (line 8 column (f) divided by line 13 column (f))	15	
16Public support percentage from 2008 Schedule A, Part III, line 15	16	

Section D. Computation of Investment Income Percentage

17Investment income percentage for 2009 (line 10c column (f) divided by line 13 column (f))	17	
18Investment income percentage from 2008 Schedule A, Part III, line 17	18	
19a33 1/3% support tests—2009. If the organization did not check the box on line 14, and line 15 is more than 33 1/3% and line 17 is not more than 33 1/3%, check this box and stop here. The organization qualifies as a publicly supported organization		
b33 1/3% support tests—2008. If the organization did not check a box on line 14 or line 19a, and line 16 is more than 33 1/3% and line 18 is not more than 33 1/3%, check this box and stop here. The organization qualifies as a publicly supported organization		
20Private Foundation If the organization did not check a box on line 14, 19a or 19b, check this box and see instructions		

Part IV

Supplemental Information. Supplemental Information. Complete this part to provide the explanation required by Part II, line 10; Part II, line 17a or 17b; or Part III, line 12. Provide any other additional information. See instructions

SCHEDULE D
(Form 990)

Supplemental Financial Statements

▶ Complete if the organization answered "Yes," to Form 990, Part IV, line 6, 7, 8, 9, 10, 11, or 12.
▶ Attach to Form 990. ▶ See separate instructions.

OMB No 1545-0047

2009

Open to Public Inspection

Department of the Treasury
Internal Revenue Service

Name of the organization ANGELINE ELIZABETH KIRBY MEMORIAL HEALTH CENTER	Employer identification number 24-0795443
--	---

Part I

Organizations Maintaining Donor Advised Funds or Other Similar Funds or Accounts. Complete if the organization answered "Yes" to Form 990, Part IV, line 6.

	(a) Donor advised funds	(b) Funds and other accounts
1 Total number at end of year		
2 Aggregate contributions to (during year)		
3 Aggregate grants from (during year)		
4 Aggregate value at end of year		
5 Did the organization inform all donors and donor advisors in writing that the assets held in donor advised funds are the organization's property, subject to the organization's exclusive legal control?		<input type="checkbox"/> Yes <input type="checkbox"/> No
6 Did the organization inform all grantees, donors, and donor advisors in writing that grant funds may be used only for charitable purposes and not for the benefit of the donor or donor advisor, or for any other purpose conferring impermissible private benefit		<input type="checkbox"/> Yes <input type="checkbox"/> No

Part II

Conservation Easements. Complete if the organization answered "Yes" to Form 990, Part IV, line 7.

1 Purpose(s) of conservation easements held by the organization (check all that apply) <input type="checkbox"/> Preservation of land for public use (e g , recreation or pleasure) <input type="checkbox"/> Protection of natural habitat <input type="checkbox"/> Preservation of open space <input type="checkbox"/> Preservation of an historically importantly land area <input type="checkbox"/> Preservation of a certified historic structure	
2 Complete lines 2a–2d if the organization held a qualified conservation contribution in the form of a conservation easement on the last day of the tax year	
a Total number of conservation easements	Held at the End of the Year
b Total acreage restricted by conservation easements	2a
c Number of conservation easements on a certified historic structure included in (a)	2b
d Number of conservation easements included in (c) acquired after 8/17/06	2c
	2d
3 Number of conservation easements modified, transferred, released, extinguished, or terminated by the organization during the taxable year ▶_____	
4 Number of states where property subject to conservation easement is located ▶_____	
5 Does the organization have a written policy regarding the periodic monitoring, inspection, handling of violations, and enforcement of the conservation easements it holds?	<input type="checkbox"/> Yes <input type="checkbox"/> No
6 Staff and volunteer hours devoted to monitoring, inspecting and enforcing conservation easements during the year ▶_____	
7 Amount of expenses incurred in monitoring, inspecting, and enforcing conservation easements during the year ▶ \$ _____	
8 Does each conservation easement reported on line 2(d) above satisfy the requirements of section 170(h)(4)(B)(i) and 170(h)(4)(B)(ii)?	<input type="checkbox"/> Yes <input type="checkbox"/> No
9 In Part XIV, describe how the organization reports conservation easements in its revenue and expense statement, and balance sheet, and include, if applicable, the text of the footnote to the organization’s financial statements that describes the organization’s accounting for conservation easements	

Part III

Organizations Maintaining Collections of Art, Historical Treasures, or Other Similar Assets. Complete if the organization answered "Yes" to Form 990, Part IV, line 8.

1a If the organization elected, as permitted under SFAS 116, not to report in its revenue statement and balance sheet works of art, historical treasures, or other similar assets held for public exhibition, education or research in furtherance of public service, provide, in Part XIV, the text of the footnote to its financial statements that describes these items	
b If the organization elected, as permitted under SFAS 116, to report in its revenue statement and balance sheet works of art, historical treasures, or other similar assets held for public exhibition, education, or research in furtherance of public service, provide the following amounts relating to these items	
(i) Revenues included in Form 990, Part VIII, line 1	▶ \$ _____
(ii) Assets included in Form 990, Part X	▶ \$ _____
2 If the organization received or held works of art, historical treasures, or other similar assets for financial gain, provide the following amounts required to be reported under SFAS 116 relating to these items	
a Revenues included in Form 990, Part VIII, line 1	▶ \$ _____
b Assets included in Form 990, Part X	▶ \$ _____

Part III

Organizations Maintaining Collections of Art, Historical Treasures, or Other Similar Assets (continued)

3

Using the organization's accession and other records, check any of the following that are a significant use of its collection items (check all that apply)

a

☐ Public exhibition

b

☐ Scholarly research

c

☐ Preservation for future generations

d

☐ Loan or exchange programs

e

☐ Other

4

Provide a description of the organization's collections and explain how they further the organization's exempt purpose in Part XIV

5

During the year, did the organization solicit or receive donations of art, historical treasures or other similar assets to be sold to raise funds rather than to be maintained as part of the organization's collection?

☐ Yes

☐ No

Part IV

Escrow and Custodial Arrangements. Complete if the organization answered "Yes" to Form 990, Part IV, line 9, or reported an amount on Form 990, Part X, line 21.

1a

Is the organization an agent, trustee, custodian or other intermediary for contributions or other assets not included on Form 990, Part X?

☐ Yes

☐ No

b

If "Yes," explain the arrangement in Part XIV and complete the following table

c

Beginning balance

d

Additions during the year

e

Distributions during the year

f

Ending balance

	Amount
1c	
1d	
1e	
1f	

2a

Did the organization include an amount on Form 990, Part X, line 21?

☐ Yes

☐ No

b

If "Yes," explain the arrangement in Part XIV

Part V

Endowment Funds. Complete if the organization answered "Yes" to Form 990, Part IV, line 10.

	(a)Current Year	(b)Prior Year	(c)Two Years Back	(d)Three Years Back	(e)Four Years Back
1a	Beginning of year balance				
b	Contributions				
c	Investment earnings or losses				
d	Grants or scholarships				
e	Other expenditures for facilities and programs				
f	Administrative expenses				
g	End of year balance				

2

Provide the estimated percentage of the year end balance held as

a

Board designated or quasi-endowment ▶ %

b

Permanent endowment ▶ %

c

Term endowment ▶ %

3a

Are there endowment funds not in the possession of the organization that are held and administered for the organization by

(i)

unrelated organizations

3a(i)

☐

☐

(ii)

related organizations

3a(ii)

☐

☐

b

If "Yes" to 3a(ii), are the related organizations listed as required on Schedule R?

3b

☐

☐

4

Describe in Part XIV the intended uses of the organization's endowment funds

Part VI

Investments—Land, Buildings, and Equipment. See Form 990, Part X, line 10.

Description of investment	(a) Cost or other basis (investment)	(b)Cost or other basis (other)	(c) Accumulated depreciation	(d) Book value
1a Land		385,572		385,572
b Buildings		5,296,743	2,047,917	3,248,826
c Leasehold improvements				
d Equipment		1,925,013	1,873,511	51,502
e Other				
Total. Add lines 1a-1e (Column (d) should equal Form 990, Part X, column (B), line 10(c).)				3,685,900

Part XI

Reconciliation of Change in Net Assets from Form 990 to Financial Statements

1	Total revenue (Form 990, Part VIII, column (A), line 12)	1	
2	Total expenses (Form 990, Part IX, column (A), line 25)	2	
3	Excess or (deficit) for the year Subtract line 2 from line 1	3	
4	Net unrealized gains (losses) on investments	4	
5	Donated services and use of facilities	5	
6	Investment expenses	6	
7	Prior period adjustments	7	
8	Other (Describe in Part XIV)	8	
9	Total adjustments (net) Add lines 4 - 8	9	
10	Excess or (deficit) for the year per financial statements Combine lines 3 and 9	10	

Part XII

Reconciliation of Revenue per Audited Financial Statements With Revenue per Return

1	Total revenue, gains, and other support per audited financial statements	1	
2	Amounts included on line 1 but not on Form 990, Part VIII, line 12		
a	Net unrealized gains on investments	2a	
b	Donated services and use of facilities	2b	
c	Recoveries of prior year grants	2c	
d	Other (Describe in Part XIV)	2d	
e	Add lines 2a through 2d	2e	
3	Subtract line 2e from line 1	3	
4	Amounts included on Form 990, Part VIII, line 12, but not on line 1		
a	Investment expenses not included on Form 990, Part VIII, line 7b	4a	
b	Other (Describe in Part XIV)	4b	
c	Add lines 4a and 4b	4c	
5	Total Revenue Add lines 3 and 4c. (This should equal Form 990, Part I, line 12)	5	

Part XIII

Reconciliation of Expenses per Audited Financial Statements With Expenses per Return

1	Total expenses and losses per audited financial statements	1	
2	Amounts included on line 1 but not on Form 990, Part IX, line 25		
a	Donated services and use of facilities	2a	
b	Prior year adjustments	2b	
c	Other losses	2c	
d	Other (Describe in Part XIV)	2d	
e	Add lines 2a through 2d	2e	
3	Subtract line 2e from line 1	3	
4	Amounts included on Form 990, Part IX, line 25, but not on line 1:		
a	Investment expenses not included on Form 990, Part VIII, line 7b	4a	
b	Other (Describe in Part XIV)	4b	
c	Add lines 4a and 4b	4c	
5	Total expenses Add lines 3 and 4c. (This should equal Form 990, Part I, line 18)	5	

Part XIV

Supplemental Information

Complete this part to provide the descriptions required for Part II, lines 3, 5, and 9, Part III, lines 1a and 4, Part IV, lines 1b and 2b, Part V, line 4, Part X, Part XI, line 8, Part XII, lines 2d and 4b, and Part XIII, lines 2d and 4b. Also complete this part to provide any additional information.

Identifier	Return Reference	Explanation
------------	------------------	-------------

efile GRAPHIC print - DO NOT PROCESS | As Filed Data - |

Schedule I
(Form 990)

Department of the Treasury
Internal Revenue Service

Grants and Other Assistance to Organizations,
Governments and Individuals in the United States

Complete if the organization answered "Yes," to Form 990, Part IV, line 21 or 22.
▶ Attach to Form 990

DLN: 93493295015590

OMB No 1545-0047

2009

Open to Public
Inspection

Name of the organization
ANGELINE ELIZABETH KIRBY MEMORIAL HEALTH CENTER

Employer identification number
24-0795443

Part I

General Information on Grants and Assistance

1

Does the organization maintain records to substantiate the amount of the grants or assistance, the grantees' eligibility for the grants or assistance, and the selection criteria used to award the grants or assistance?

Yes

No

2

Describe in Part IV the organization's procedures for monitoring the use of grant funds in the United States

Part II

Grants and Other Assistance to Governments and Organizations in the United States. Complete if the organization answered "Yes" to Form 990, Part IV, line 21 for any recipient that received more than \$5,000. Check this box if no one recipient received more than \$5,000. Use Part IV and Schedule I-1 (Form 990) if additional space is needed

(a) Name and address of organization or government	(b) EIN	(c) IRC Code section if applicable	(d) Amount of cash grant	(e) Amount of non-cash assistance	(f) Method of valuation (book, FMV, appraisal, other)	(g) Description of non-cash assistance	(h) Purpose of grant or assistance
							AID & SUPPORT FOR INTEGRATED PRESCHOOL & THERAPY PROGRAMASSISTANCE WITH SERVICES
CITY OF WILKES-BARRE PA40 E MARKET ST WILKESBARRE,PA 18701	246000718	501(C)(3)	8,500				CONTRIBUTION TOWARDS ESSENTIAL GOVERNMENTAL, PUBLIC AND COMMUNITY SERVICESPILOT, GENERAL SUPPORT
salvation army17 S PENNSYLVANIA AVE WILKESBARRE,PA 18701	135562351	501(C)(3)	20,000				ASSISTANCE WITH EXISTING AND NEW SERVICES

2

Enter total number of section 501(c)(3) and government organizations

3

Enter total number of other organizations

For Privacy Act and Paperwork Reduction Act Notice, see the Instructions for Form 990.

Cat No 50055P

Schedule I (Form 990) 2009

SCHEDULE O
(Form 990)

Department of the Treasury
Internal Revenue Service

Supplemental Information to Form 990

**Complete to provide information for responses to specific questions on
Form 990 or to provide any additional information.**
▶ Attach to Form 990.

OMB No 1545-0047

2009

**Open to Public
Inspection**

Name of the organization

ANGELINE ELIZABETH KIRBY MEMORIAL HEALTH CENTER

Employer identification number

24-0795443

Identifier	Return Reference	Explanation
Form 990, Part VI, Section B, line 11		THE FINANCIAL COMMITTEE, CONSISTING OF THREE (3) BOARD MEMBERS AND THE EXECUTIVE DIRECTOR, MEET PRIOR TO THE THIRD QUARTERLY BOARD MEETING TO REVIEW AND EVALUATE THE INFORMATION AND THE RESPONSES CONTAINED IN THE FORM 990 FOR ACCURACY AND COMPLETENESS
Form 990, Part VI, Section B, line 12c		THE CONFLICT OF INTEREST QUESTIONNAIRE AND POLICIES ARE PROVIDED TO BOARD MEMBERS PRIOR TO THE JUNE MEETING THE QUESTIONNAIRES ARE RETAINED ON FILE
Form 990, Part VI, Section B, line 15		COMPENSATION FOR THE EXECUTIVE DIRECTOR IS DETERMINED BY THE COMPENSATION COMMITTEE COMPARABILITY DATA IS USED DURING THE REVIEW AND APPROVAL PROCESS DELIBERATIONS AND DECISIONS REGARDING COMPENSATION ARE DOCUMENTED
Form 990, Part VI, Section C, line 19		COPIES OF THE GOVERNING DOCUMENTS, CONFLICT OF INTEREST POLICY, FINANCIAL STATEMENTS OF THE ENDOWMENT FUND AND THE FORM 990 ARE MADE AVAILABLE TO THE PUBLIC UPON REQUEST THE REQUEST IS REVIEWED BY THE FINANCIAL COMMITTEE AN APPOINTMENT WITH THE EXECUTIVE DIRECTOR IS THEN SCHEDULED AT HIS/HER OFFICE WHERE THE ITEMS REQUESTED CAN BE REVIEWED
part vii, section a, line 1(b)	compensation of officers, directors, trustees, key employees, etc	non-employee compensation of \$10,000 paid to George speace, MD as clinical director is included in this category instead of management and general functional expenses

Form

4562

Depreciation and Amortization
(Including Information on Listed Property)

OMB No 1545-0172

2009

Attachment
Sequence No 67

Department of the Treasury
Internal Revenue Service

See separate instructions. Attach to your tax return.

Name(s) shown on return ANGELINE ELIZABETH KIRBY MEMORIAL HEALTH CENTER	Business or activity to which this form relates Form 990 Page 10	Identifying number 24-0795443
---	---	--------------------------------------

Part I Election To Expense Certain Property Under Section 179

Note: If you have any listed property, complete Part V before you complete Part I.

1 Maximum amount See the instructions for a higher limit for certain businesses	1	250,000
2 Total cost of section 179 property placed in service (see instructions)	2	
3 Threshold cost of section 179 property before reduction in limitation (see instructions)	3	800,000
4 Reduction in limitation Subtract line 3 from line 2 If zero or less, enter -0-	4	
5 Dollar limitation for tax year Subtract line 4 from line 1 If zero or less, enter -0- If married filing separately, see instructions	5	

6 (a) Description of property	(b) Cost (business use only)	(c) Elected cost	
6			
7 Listed property Enter the amount from line 29	7		
8 Total elected cost of section 179 property Add amounts in column (c), lines 6 and 7	8		
9 Tentative deduction Enter the smaller of line 5 or line 8	9		
10 Carryover of disallowed deduction from line 13 of your 2008 Form 4562	10		
11 Business income limitation Enter the smaller of business income (not less than zero) or line 5 (see instructions)	11		
12 Section 179 expense deduction Add lines 9 and 10, but do not enter more than line 11	12		
13 Carryover of disallowed deduction to 2010 Add lines 9 and 10, less line 12 .	13		

Note: Do not use Part II or Part III below for listed property. Instead, use Part V.

Part II Special Depreciation Allowance and Other Depreciation (Do not include listed property) (See instructions)

14 Special depreciation allowance for qualified property (other than listed property) placed in service during the tax year (see instructions)	14	11,155
15 Property subject to section 168(f)(1) election	15	
16 Other depreciation (including ACRS)	16	23,998

Part III MACRS Depreciation (Do not include listed property.) (See instructions.)

Section A		
17 MACRS deductions for assets placed in service in tax years beginning before 2009	17	72,871
18 If you are electing to group any assets placed in service during the tax year into one or more general asset accounts, check here		

Section B—Assets Placed in Service During 2008 Tax Year Using the General Depreciation System

(a) Classification of property	(b) Month and year placed in service	(c) Basis for depreciation (business/investment use only—see instructions)	(d) Recovery period	(e) Convention	(f) Method	(g) Depreciation deduction
19a 3-year property						
b 5-year property		11,154	5 0	HY	200 DB	2,231
c 7-year property						
d 10-year property						
e 15-year property						
f 20-year property						
g 25-year property			25 yrs		S/L	
h Residential rental property			27 5 yrs	MM	S/L	
			27 5 yrs	MM	S/L	
i Nonresidential real property		See Add'l Data	39 yrs	MM	S/L	
			MM	S/L		

Section C—Assets Placed in Service During 2009 Tax Year Using the Alternative Depreciation System

20a Class life					S/L	
b 12-year			12 yrs		S/L	
c 40-year			40 yrs	MM	S/L	

Part IV Summary (see instructions)

21 Listed property Enter amount from line 28	21	
22 Total. Add amounts from line 12, lines 14 through 17, lines 19 and 20 in column (g), and line 21 Enter here and on the appropriate lines of your return Partnerships and S corporations—see instructions	22	122,801
23 For assets shown above and placed in service during the current year, enter the portion of the basis attributable to section 263A costs	23	

Part V

Listed Property (Include automobiles, certain other vehicles, cellular telephones, certain computers, and property used for entertainment, recreation, or amusement.)
Note: For any vehicle for which you are using the standard mileage rate or deducting lease expense, complete **only** 24a, 24b, columns (a) through (c) of Section A, all of Section B, and Section C if applicable.

Section A—Depreciation and Other Information (Caution: See the instructions for limits for passenger automobiles.)

24a Do you have evidence to support the business/investment use claimed?						Yes No			24b If "Yes," is the evidence written?			Yes No		
(a) Type of property (list vehicles first)		(b) Date placed in service	(c) Business/ investment use percentage	(d) Cost or other basis	(e) Basis for depreciation (business/investment use only)		(f) Recovery period	(g) Method/ Convention		(h) Depreciation/ deduction		(i) Elected section 179 cost		
25 Special depreciation allowance for qualified listed property placed in service during the tax year and used more than 50% in a qualified business use (see instructions)								25						
26 Property used more than 50% in a qualified business use														
			%											
			%											
			%											
27 Property used 50% or less in a qualified business use														
			%				S/L -							
			%				S/L -							
			%				S/L -							
28 Add amounts in column (h), lines 25 through 27 Enter here and on line 21, page 1								28						
29 Add amounts in column (i), line 26 Enter here and on line 7, page 1										29				

Section B—Information on Use of Vehicles

Complete this section for vehicles used by a sole proprietor, partner, or other "more than 5% owner," or related person
If you provided vehicles to your employees, first answer the questions in Section C to see if you meet an exception to completing this section for those vehicles

30 Total business/investment miles driven during the year (do not include commuting miles)			(a) Vehicle 1		(b) Vehicle 2		(c) Vehicle 3		(d) Vehicle 4		(e) Vehicle 5		(f) Vehicle 6	
31 Total commuting miles driven during the year														
32 Total other personal(noncommuting) miles driven														
33 Total miles driven during the year Add lines 30 through 32														
34 Was the vehicle available for personal use during off-duty hours?			Yes	No	Yes	No	Yes	No	Yes	No	Yes	No	Yes	No
35 Was the vehicle used primarily by a more than 5% owner or related person?														
36 Is another vehicle available for personal use?														

Section C—Questions for Employers Who Provide Vehicles for Use by Their Employees

Answer these questions to determine if you meet an exception to completing Section B for vehicles used by employees who are not more than 5% owners or related persons (see instructions)

37 Do you maintain a written policy statement that prohibits all personal use of vehicles, including commuting, by your employees?											Yes	No
38 Do you maintain a written policy statement that prohibits personal use of vehicles, except commuting, by your employees? See the instructions for vehicles used by corporate officers, directors, or 1% or more owners												
39 Do you treat all use of vehicles by employees as personal use?												
40 Do you provide more than five vehicles to your employees, obtain information from your employees about the use of the vehicles, and retain the information received?												
41 Do you meet the requirements concerning qualified automobile demonstration use? (See instructions)												
Note: If your answer to 37, 38, 39, 40, or 41 is "Yes," do not complete Section B for the covered vehicles												

Part VI Amortization

(a) Description of costs		(b) Date amortization begins	(c) Amortizable amount		(d) Code section	(e) A mortization period or percentage		(f) A mortization for this year	
42 A mortization of costs that begins during your 2009 tax year (see instructions)									
43 A mortization of costs that began before your 2009 tax year						43			
44 Total. Add amounts in column (f) See the instructions for where to report						44			

Additional Data

Software ID:
Software Version:
EIN: 24-0795443
Name: ANGELINE ELIZABETH KIRBY MEMORIAL HEALTH
CENTER

Form 4562, Part III, Line 19, Section B—Assets Placed in Service During 2006 Tax Year Using the General Depreciation System:

(a) Classification of property	(b) Month and year placed in service	(c) Basis for depreciation (business/investment use only—see instructions)	(d) Recovery period	(e) Convention	(f) Method	(g) Depreciation deduction
i Nonresidential real property	2009-06	6,377	39 yrs	MM	S/L	89
	2009-06	895,565	39 yrs	MM	S/L	12,457
				MM	S/L	

Detail

Securities delivered

Activity	Description	Date	Quantity	Tax cost	Market Value
Adjustment	PRIDE INTERNATIONAL INC DECREASE CARRYING VALUE CALAMOS ADVISORS	08/25/09			
Cost adjustment	PRIDE INTERNATIONAL INC COST BASIS ADJUSTMENT CALAMOS ADVISORS	12/31/09		- 190 45	
Asset exchange	SUNCOR INC MERGED 08/01/2009 SEE 867224107 DELIVERED 98 000 PAR/SHARES DUE TO MANDATORY MERGER CALAMOS ADVISORS	08/03/09	98	- 2,961 89	
Total securities delivered				- \$81,167.59	\$0.00
Total non-cash transactions				- \$168.91	\$0.00

Realized gain/loss detail

Description	Quantity	Average tax cost per unit	Total tax cost	Sale date	Sale price per unit	Total proceeds	Net realized gain/loss
ACCENTURE LTD EXCH 09/01/09 SEE G1151C101 ADVANTAGE PORTFOLIO	2,800	\$39 96280	- \$111,895 84	04/01/09	\$27 71	\$77,531 01	- \$34,364 83
ACCENTURE LTD EXCH 09/01/09 SEE G1151C101 ADVANTAGE PORTFOLIO	1,893	39 77360	- 75,291 43	04/03/09	28 02	53,012 22	- 22,279 21
ACCENTURE LTD EXCH 09/01/09 SEE G1151C101 CALAMOS ADVISORS	82	32 87817	- 2,696 01	06/10/09	30 51	2,501 54	- 194 47
LAZARD LTD CL A SEDOL B081VQ7 ISIN BMG540501027 ADVANTAGE PORTFOLIO	1,611	37 50060	- 60,413 47	11/24/09	39 16	63,042 12	2,628 65
SEAGATE TECHNOLOGY DELAWARE CAPITAL MGMT	1,339	19 77413	- 26,477 56	01/26/09	3 30	4,418 81	- 22,058 75

Detail

Realized gain/loss detail

Description	Quantity	Average tax cost per unit	Total tax cost	Sale date	Sale price per unit	Total proceeds	Net realized gain/loss
SEAGATE TECHNOLOGY DELAWARE CAPITAL MGMT	1,232	15 66821	- 19,303 24	02/02/09	3 90	4,804 77	- 14,498 47
TRANSOCEAN LTD SEDOL B3KFWW1 ISIN CH0048265513 ADVANTAGE PORTFOLIO	363	145 77959	- 52,917 99	04/29/09	67 53	24,498 53	- 28,419 46
TRANSOCEAN LTD SEDOL B3KFWW1 ISIN CH0048265513 ADVANTAGE PORTFOLIO	266	145 77962	- 38,777 38	06/12/09	82 44	21,916 99	- 16,860 39
TRANSOCEAN LTD SEDOL B3KFWW1 ISIN CH0048265513 ADVANTAGE PORTFOLIO	924	110 42120	- 102,029 19	07/01/09	74 91	69,175 70	- 32,853 49
TRANSOCEAN LTD SEDOL B3KFWW1 ISIN CH0048265513 ADVANTAGE PORTFOLIO	411	105 59659	- 43,400 20	08/04/09	80 37	33,012 93	- 10,387 27
TRANSOCEAN LTD SEDOL B3KFWW1 ISIN CH0048265513 ADVANTAGE PORTFOLIO	690	56 81655	- 39,203 42	08/13/09	76 84	53,000 16	13,796 74
CHECK POINT SOFTWARE TECH SEDOL 2181334 ISIN IL0010824113 CALAMOS ADVISORS	83	22 27277	- 1,848 64	11/13/09	32 00	2,656 19	807 55
QIAGEN NV HARDING LOEVNER	237	15 46392	- 3,664 95	03/19/09	15 91	3,770 84	105 89
AGCO CORP CALAMOS ADVISORS	72	59 92722	- 4,314 76	11/25/09	30 37	2,186 74	- 2,128 02
AECOM TECHNOLOGY CORP ADVANTAGE PORTFOLIO	1,537	29 42540	- 45,226 84	11/24/09	26 93	41,334 09	- 3,892 75
AECOM TECHNOLOGY CORP ADVANTAGE PORTFOLIO	856	31 65230	- 27,094 37	12/01/09	25 27	21,599 83	- 5,494 54

Detail

Realized gain/loss detail

Description	Quantity	Average tax cost per unit	Total tax cost	Sale date	Sale price per unit	Total proceeds	Net realized gain/loss
AECOM TECHNOLOGY CORP ADVANTAGE PORTFOLIO	485	31 05748	- 15,062 88	12/02/09	24 95	12,079 54	- 2,983 34
AETNA INC NEW DREMAN VALUE MGMT	83	36 52831	- 3,031 85	02/04/09	33 44	2,775 59	- 256 26
AETNA INC NEW DREMAN VALUE MGMT	127	40 11386	- 5,094 46	03/13/09	24 01	3,049 48	- 2,044 98
AGRIUM INC SEDOL 2015530 ISIN CA0089161081 CALAMOS ADVISORS	44	50 75318	- 2,233 14	11/16/09	54 02	2,376 77	143 63
ALLERGAN INC DELAWARE CAPITAL MGMT	731	59 73120	- 43,663 51	03/13/09	41 11	30,052 56	- 13,610 95
ALLERGAN INC ADVANTAGE PORTFOLIO	178	41 22028	- 7,337 21	03/26/09	49 41	8,787 06	1,449 85
ALLERGAN INC ADVANTAGE PORTFOLIO	790	51 84870	- 40,960 47	03/27/09	47 33	37,373 03	- 3,587 44
ALLERGAN INC CALAMOS ADVISORS	42	35 58643	- 1,494 63	10/15/09	57 93	2,432 83	938 20
ALLSTATE CORP DREMAN VALUE MGMT	117	29 95923	- 3,505 23	03/13/09	16 46	1,926 01	- 1,579 22
ALTRIA GROUP INC DREMAN VALUE MGMT	25	17 69960	- 442 49	02/09/09	16 78	419 50	- 22 99
ALTRIA GROUP INC DREMAN VALUE MGMT	510	20 01261	- 10,206 43	03/13/09	16 46	8,395 47	- 1,810 96
AMAZON COM INC CALAMOS ADVISORS	42	65 65500	- 2,757 51	07/02/09	79 20	3,326 47	568 96
AMERICAN EXPRESS CO DREMAN VALUE MGMT	122	21 58910	- 2,633 87	03/13/09	12 69	1,548 39	- 1,085 48
AMETEK INC NEW CALAMOS ADVISORS	51	44 10118	- 2,249 16	09/08/09	32 21	1,642 65	- 606 51
AMGEN INC DREMAN VALUE MGMT	23	62 45391	- 1,436 44	01/12/09	56 52	1,299 86	- 136 58



Detail

Realized gain/loss detail

Description	Quantity	Average tax cost per unit	Total tax cost	Sale date	Sale price per unit	Total proceeds	Net realized gain/loss
AMGEN INC DREMAN VALUE MGMT	13	62 45385	- 811 90	01/16/09	57 19	743 47	- 68 43
AMGEN INC ADVANTAGE PORTFOLIO	1,416	61 67549	- 87,332 49	05/11/09	47 84	67,685 75	- 19,646 74
AMPHENOL CORP NEW CL A	1,169	49 80420	- 58,221 11	05/29/09	32 89	38,421 59	- 19,799 52
ADVANTAGE PORTFOLIO							
AMPHENOL CORP NEW CL A	1,297	41 71570	- 54,105 26	09/15/09	38 57	49,980 17	- 4,125 09
ADVANTAGE PORTFOLIO							
AMPHENOL CORP NEW CL A	1,032	49 80420	- 51,397 93	09/28/09	37 56	38,724 70	- 12,673 23
ADVANTAGE PORTFOLIO							
AMPHENOL CORP NEW CL A	653	49 68242	- 32,442 62	09/29/09	37 57	24,506 20	- 7,936 42
ADVANTAGE PORTFOLIO							
ANADARKO PETROLEUM CORP DREMAN VALUE MGMT	180	39 51661	- 7,112 99	03/13/09	36 26	6,527 08	- 585 91
AON CORP CALAMOS ADVISORS	83	49 90000	- 4,141 70	02/26/09	38 04	3,157 04	- 984 66
APACHE CORPORATION DREMAN VALUE MGMT	85	67 09000	- 5,702 65	03/13/09	59 74	5,077 87	- 624 78
APOLLO GROUP INC CL A	526	82 99601	- 43,655 90	06/02/09	64 12	33,711 89	- 9,944 01
ADVANTAGE PORTFOLIO							
APOLLO GROUP INC CL A	728	76 07152	- 55,380 07	06/19/09	66 13	48,109 23	- 7,270 84
ADVANTAGE PORTFOLIO							
APPLE INC DELAWARE CAPITAL MGMT	61	126 88689	- 7,740 10	01/07/09	91 90	5,606 16	- 2,133 94
APPLE INC DELAWARE CAPITAL MGMT	46	126 88696	- 5,836 80	02/20/09	90 50	4,163 07	- 1,673 73

Detail

Realized gain/loss detail

Description	Quantity	Average tax cost per unit	Total tax cost	Sale date	Sale price per unit	Total proceeds	Net realized gain/loss
APPLE INC DELAWARE CAPITAL MGMT	248	118 40399	- 29,364 19	03/13/09	95 44	23,669 87	- 5,694 32
APPLE INC CALAMOS ADVISORS	11	184 87000	- 2,033 57	04/30/09	126 46	1,391 02	- 642 55
APPLE INC ADVANTAGE PORTFOLIO	176	153 59773	- 27,033 20	06/11/09	140 66	24,751 23	- 2,281 97
APPLE INC CALAMOS ADVISORS	7	184 87000	- 1,294 09	06/30/09	142 61	998 24	- 295 85
APPLE INC CALAMOS ADVISORS	9	184 87000	- 1,663 83	09/22/09	183 79	1,654 05	- 9 78
APPLE INC ADVANTAGE PORTFOLIO	177	153 59768	- 27,186 79	12/17/09	192 49	34,064 88	6,878 09
ATLAS COPCO AB SPONSORED ADR NEW REPSTG COM HARDING LOEVNER	193	17 20000	- 3,319 60	12/17/09	14 05	2,711 25	- 608 35
AUTOZONE INC ADVANTAGE PORTFOLIO	268	160 37709	- 42,981 06	09/28/09	142 63	38,214 05	- 4,767 01
AUTOZONE INC ADVANTAGE PORTFOLIO	234	158 81325	- 37,162 30	09/29/09	146 22	34,204 56	- 2,957 74
BP PLC SPONSORED ADR DELAWARE CAPITAL MGMT	37	73 74000	- 2,728 38	10/13/09	52 76	1,952 07	- 776 31
BNP PARIBAS SPONSORED ADR DELAWARE CAPITAL MGMT	189	47 65000	- 9,005 85	08/21/09	41 96	7,930 24	- 1,075 61
BNP PARIBAS SPONSORED ADR DELAWARE CAPITAL MGMT	173	47 65000	- 8,243 45	09/28/09	41 27	7,139 09	- 1,104 36
BANCO SANTANDER S A ADR DELAWARE CAPITAL MGMT	656	15 15000	- 9,938 40	07/16/09	12 71	8,335 84	- 1,602 56



Detail

Realized gain/loss detail

Description	Quantity	Average tax cost per unit	Total tax cost	Sale date	Sale price per unit	Total proceeds	Net realized gain/loss
BANK OF AMERICA CORP ADVANTAGE PORTFOLIO	2,340	29 56800	- 69,189 12	01/21/09	5 95	13,885 01	- 55,304 11
BANK OF AMERICA CORP DREMAN VALUE MGMT	592	37 49003	- 22,194 10	03/13/09	6 15	3,641 84	- 18,552 26
BANK NEW YORK MELLON CORP COM DELAWARE CAPITAL MGMT	863	28 34262	- 24,459 68	03/13/09	23 02	19,869 85	- 4,589 83
BARD C R INC ADVANTAGE PORTFOLIO	308	91 12360	- 28,066 07	04/13/09	75 90	23,370 01	- 4,696 06
BARD C R INC ADVANTAGE PORTFOLIO	582	91 12359	- 53,033 93	04/29/09	71 59	41,640 27	- 11,393 66
BARD C R INC CALAMOS ADVISORS	29	87 95103	- 2,550 58	08/07/09	73 36	2,127 39	- 423 19
BAXTER INTERNATIONAL INC ADVANTAGE PORTFOLIO	339	69 01749	- 23,396 93	12/23/09	58 79	19,917 91	- 3,479 02
BECTON DICKINSON & CO ADVANTAGE PORTFOLIO	890	84 88742	- 75,549 80	07/31/09	65 18	57,974 62	- 17,575 18
BECTON DICKINSON & CO ADVANTAGE PORTFOLIO	457	85 03000	- 38,858 71	07/31/09	65 18	29,768 99	- 9,089 72
BECTON DICKINSON & CO ADVANTAGE PORTFOLIO	658	78 53360	- 51,675 11	09/01/09	68 36	44,953 67	- 6,721 44
BEST BUY CO INC ADVANTAGE PORTFOLIO	1,160	40 79890	- 47,326 72	07/08/09	31 33	36,290 36	- 11,036 36
BEST BUY CO INC ADVANTAGE PORTFOLIO	1,098	37 87980	- 41,592 02	07/13/09	34 14	37,435 57	- 4,156 45
BHP BILLITON LTD SPONSORED ADR DREMAN VALUE MGMT	20	59 38300	- 1,187 66	02/09/09	46 03	920 59	- 267 07
BHP BILLITON LTD SPONSORED ADR DREMAN VALUE MGMT	94	38 01351	- 3,573 27	03/13/09	41 99	3,947 03	373 76
BRISTOL MYERS SQUIBB CO ADVANTAGE PORTFOLIO	246	23 01480	- 5,661 64	08/24/09	22 54	5,535 30	- 126 34

Detail

Realized gain/loss detail

Description	Quantity	Average tax cost per unit	Total tax cost	Sale date	Sale price per unit	Total proceeds	Net realized gain/loss
CF INDUSTRIES HOLDINGS INC CALAMOS ADVISORS	38	94.77632	- 3,601.50	02/26/09	63.63	2,417.95	- 1,183.55
CF INDUSTRIES HOLDINGS INC CALAMOS ADVISORS	36	94.77639	- 3,411.95	03/12/09	65.93	2,373.42	- 1,038.53
CME GROUP INC A DERIVATIVES EXCHANGE DELAWARE CAPITAL MGMT	16	521.14000	- 8,338.24	02/05/09	176.95	2,831.17	- 5,507.07
CME GROUP INC A DERIVATIVES EXCHANGE DELAWARE CAPITAL MGMT	104	415.72962	- 43,235.88	03/13/09	195.43	20,324.68	- 22,911.20
CSX CORP ADVANTAGE PORTFOLIO	1,466	32.11380	- 47,078.83	07/01/09	35.11	51,428.30	4,349.47
CA INC ADVANTAGE PORTFOLIO	1,982	22.11570	- 43,833.32	10/26/09	21.25	42,044.87	- 1,788.45
CANON INC SPONS ADR DELAWARE CAPITAL MGMT	79	49.47430	- 3,908.47	09/18/09	40.56	3,203.90	- 704.57
CATERPILLAR INC DREMAN VALUE MGMT	78	34.52577	- 2,693.01	03/13/09	26.82	2,091.94	- 601.07
CELANESE CORP-SERIES A ADVANTAGE PORTFOLIO	372	20.39901	- 7,588.43	08/13/09	27.31	10,148.46	2,560.03
CHESAPEAKE ENERGY CORP DREMAN VALUE MGMT	225	15.71240	- 3,535.29	03/13/09	15.63	3,517.14	- 18.15
CHEVRON CORPORATION DREMAN VALUE MGMT	86	36.15000	- 3,108.90	03/13/09	63.07	5,423.98	2,315.08
CHUBB CORP ADVANTAGE PORTFOLIO	400	47.37770	- 18,951.08	03/13/09	37.44	14,961.88	- 3,989.20
CISCO SYSTEMS INC ADVANTAGE PORTFOLIO	2,701	21.76850	- 58,796.72	05/11/09	18.66	50,334.54	- 8,462.18
CITIGROUP INC DREMAN VALUE MGMT	316	24.94193	- 7,881.65	03/13/09	1.78	562.47	- 7,319.18



Detail

Realized gain/loss detail

Description	Quantity	Average tax cost per unit	Total tax cost	Sale date	Sale price per unit	Total proceeds	Net realized gain/loss
CLOROX CO ADVANTAGE PORTFOLIO	871	53 56309	- 46,653 45	08/25/09	58 91	51,288 13	4,634 68
CLOROX CO ADVANTAGE PORTFOLIO	597	54 11441	- 32,306 30	10/02/09	57 68	34,412 76	2,106 46
CLOROX CO ADVANTAGE PORTFOLIO	552	54 13696	- 29,883 60	10/05/09	56 87	31,366 87	1,483 27
COACH INC CALAMOS ADVISORS	82	35 18427	- 2,885 11	10/06/09	32 67	2,679 27	- 205 84
COCA COLA CO CALAMOS ADVISORS	57	62 98000	- 3,589 86	08/13/09	48 05	2,738 61	- 851 25
COCA COLA CO ADVANTAGE PORTFOLIO	552	52 04100	- 28,726 63	11/03/09	53 01	29,238 08	511 45
COLGATE-PALMOLIVE CO ADVANTAGE PORTFOLIO	684	75 15360	- 51,405 06	01/06/09	66 97	45,772 00	- 5,633 06
COLGATE-PALMOLIVE CO ADVANTAGE PORTFOLIO	555	69 99040	- 38,844 67	05/05/09	61 72	34,231 96	- 4,612 71
COLGATE-PALMOLIVE CO ADVANTAGE PORTFOLIO	373	75 94839	- 28,328 75	11/03/09	77 59	28,924 59	595 84
CONOCOPHILLIPS DREMAN VALUE MGMT	220	57 84000	- 12,724 80	03/13/09	36 45	8,019 35	- 4,705 45
CROWN CASTLE INTL CORP DELAWARE CAPITAL MGMT	1,212	29 11870	- 35,291 87	03/13/09	19 74	23,929 22	- 11,362 65
CROWN HOLDINGS INC ADVANTAGE PORTFOLIO	2,027	23 86947	- 48,383 42	11/13/09	26 24	53,099 34	4,715 92
DELL INC CALAMOS ADVISORS	164	25 66348	- 4,208 81	07/20/09	12 88	2,112 35	- 2,096 46
DELL INC ADVANTAGE PORTFOLIO	2,965	16 63730	- 49,329 59	12/01/09	13 86	41,023 28	- 8,306 31
DENTSPLY INTERNATIONAL INC CALAMOS ADVISORS	72	37 68514	- 2,713 33	11/13/09	33 91	2,441 18	- 272 15

Detail

Realized gain/loss detail

Description	Quantity	Average tax cost per unit	Total tax cost	Sale date	Sale price per unit	Total proceeds	Net realized gain/loss
DEVON ENERGY CORP NEW ADVANTAGE PORTFOLIO	610	97 71389	- 59,605 47	01/12/09	63 24	38,544 65	- 21,060 82
DEVON ENERGY CORP NEW ADVANTAGE PORTFOLIO	610	97 71390	- 59,605 48	02/20/09	48 13	29,338 64	- 30,266 84
DEVON ENERGY CORP NEW DREMAN VALUE MGMT	138	82 71913	- 11,415 24	03/13/09	45 50	6,278 57	- 5,136 67
DISNEY WALT CO DREMAN VALUE MGMT	146	23 82411	- 3,478 32	03/13/09	17 50	2,555 24	- 923 08
DISCOVERY COMMUNICATIONS CL A	831	26 84890	- 22,311 44	10/22/09	29 71	24,671 09	2,359 65
ADVANTAGE PORTFOLIO	1,377	26 84890	- 36,970 93	11/02/09	27 51	37,867 90	896 97
DISCOVERY COMMUNICATIONS CL A	1,384	17 82850	- 24,674 65	11/02/09	27 51	38,060 41	13,385 76
ADVANTAGE PORTFOLIO	1,233	18 69048	- 23,045 36	11/03/09	27 34	33,691 85	10,646 49
DISCOVERY COMMUNICATIONS CL A	1,227	26 84890	- 32,943 60	11/03/09	27 34	33,527 89	584 29
ADVANTAGE PORTFOLIO	207	37 84242	- 7,833 38	05/01/09	41 52	8,588 31	754 93
DOLLAR TREE INC ADVANTAGE PORTFOLIO	34	89 90000	- 3,056 60	06/17/09	80 85	2,748 95	- 307 65
DUN & BRADSTREET CORP NEW CALAMOS ADVISORS	293	125 29174	- 36,710 48	03/13/09	58 83	17,235 74	- 19,474 74
EOG RES INC DELAWARE CAPITAL MGMT	53	47 67208	- 2,526 62	03/13/09	33 59	1,780 26	- 746 36
EATON CORP DREMAN VALUE MGMT							



Detail

Realized gain/loss detail

Description	Quantity	Average tax cost per unit	Total tax cost	Sale date	Sale price per unit	Total proceeds	Net realized gain/loss
EBAY INC DELAWARE CAPITAL MGMT	534	33 36000	- 17,814 24	03/02/09	10 65	5,687 07	- 12,127 17
EBAY INC DELAWARE CAPITAL MGMT	723	33 36000	- 24,119 28	03/06/09	9 93	7,180 07	- 16,939 21
EMERSON ELECTRIC CO ADVANTAGE PORTFOLIO	1,680	50 58600	- 84,984 48	03/04/09	25 96	43,552 75	- 41,431 73
EMERSON ELECTRIC CO ADVANTAGE PORTFOLIO	1,343	50 58600	- 67,937 00	03/26/09	29 31	39,310 73	- 28,626 27
EMERSON ELECTRIC CO CALAMOS ADVISORS	85	30 94318	- 2,630 17	10/21/09	40 07	3,405 99	775 82
EXPEDITORS INTERNATIONAL WASHINGTON INC DELAWARE CAPITAL MGMT	699	43 09280	- 30,121 87	03/13/09	26 50	18,523 60	- 11,598 27
EXXON MOBIL CORP ADVANTAGE PORTFOLIO	469	82 78510	- 38,826 21	04/29/09	68 30	32,011 43	- 6,814 78
EXXON MOBIL CORP ADVANTAGE PORTFOLIO	332	82 78509	- 27,484 65	06/12/09	73 75	24,471 26	- 3,013 39
EXXON MOBIL CORP ADVANTAGE PORTFOLIO	194	82 78510	- 16,060 31	08/04/09	70 27	13,623 55	- 2,436 76
EXXON MOBIL CORP ADVANTAGE PORTFOLIO	260	82 78512	- 21,524 13	08/13/09	68 43	17,780 76	- 3,743 37
FPL GROUP INC ADVANTAGE PORTFOLIO	830	56 33684	- 46,759 58	12/01/09	52 82	43,819 22	- 2,940 36
FACTSET RESH SYS INC ADVANTAGE PORTFOLIO	1,440	56 75831	- 81,731 96	01/27/09	39 73	57,133 12	- 24,598 84
FACTSET RESH SYS INC CALAMOS ADVISORS	68	53 39676	- 3,630 98	08/12/09	55 42	3,768 61	137 63
FASTENAL CO CALAMOS ADVISORS	81	50 12099	- 4,059 80	04/24/09	35 43	2,869 74	- 1,190 06
FEDEX CORPORATION DREMAN VALUE MGMT	56	72 40661	- 4,054 77	03/13/09	38 19	2,138 62	- 1,916 15

Detail

Realized gain/loss detail

Description	Quantity	Average tax cost per unit	Total tax cost	Sale date	Sale price per unit	Total proceeds	Net realized gain/loss
FIRSTENERGY CORP ADVANTAGE PORTFOLIO	1,280	78 46380	- 100,433 66	03/13/09	36 18	46,257 40	- 54,176 26
FLUOR CORP CALAMOS ADVISORS	60	74 24500	- 4,454 70	11/16/09	44 67	2,680 07	- 1,774 63
FORTIS SPONSORED ADR DELAWARE CAPITAL MGMT	1,478	31 67111	- 46,809 90	09/25/09	4 48	6,621 27	- 40,188 63
FREEPORT MCORMAN COPPER & GOLD INC	176	49 11170	- 8,643 66	08/13/09	65 53	11,528 72	2,885 06
ADVANTAGE PORTFOLIO FRESENIUS MEDICAL CARE AG & CO SPONSORED ADR HARDING LOEVNER	113	52 58212	- 5,941 78	03/13/09	38 40	4,339 27	- 1,602 51
GENENTECH INC MERGED 3/25/2009 @ \$95 00 P/S DELAWARE CAPITAL MGMT	379	69 58989	- 26,374 57	03/13/09	94 00	35,626 48	9,251 91
GENERAL DYNAMICS CORP ADVANTAGE PORTFOLIO	1,140	82 67250	- 94,246 65	01/12/09	57 55	65,544 05	- 28,702 60
GENERAL DYNAMICS CORP ADVANTAGE PORTFOLIO	780	82 67250	- 64,484 55	01/16/09	54 21	42,246 59	- 22,237 96
GENERAL DYNAMICS CORP CALAMOS ADVISORS	61	61 56164	- 3,755 26	08/13/09	56 82	3,465 80	- 289 46
GENERAL ELECTRIC CO DREMAN VALUE MGMT	410	26 64680	- 10,925 19	03/13/09	9 49	3,891 61	- 7,033 58
GENERAL MILLS INC ADVANTAGE PORTFOLIO	374	65 18610	- 24,379 60	01/06/09	59 55	22,254 67	- 2,124 93
GENZYME CORP GENERAL DIVISION COM ADVANTAGE PORTFOLIO	709	80 75039	- 57,252 03	03/04/09	54 24	38,428 72	- 18,823 31
GENZYME CORP GENERAL DIVISION COM ADVANTAGE PORTFOLIO	691	80 75041	- 55,798 53	06/16/09	53 01	36,611 00	- 19,187 53

Detail

Realized gain/loss detail

Description	Quantity	Average tax cost per unit	Total tax cost	Sale date	Sale price per unit	Total proceeds	Net realized gain/loss
GILEAD SCIENCES INC CALAMOS ADVISORS	58	46 59000	- 2,702 22	02/11/09	49 76	2,886 13	183 91
GILEAD SCIENCES INC DELAWARE CAPITAL MGMT	313	48 25601	- 15,104 13	03/13/09	44 97	14,076 09	- 1,028 04
GILEAD SCIENCES INC CALAMOS ADVISORS	69	46 59000	- 3,214 71	03/16/09	44 61	3,078 16	- 136 55
GILEAD SCIENCES INC ADVANTAGE PORTFOLIO	365	51 02370	- 18,623 65	05/20/09	42 51	15,506 63	- 3,117 02
GILEAD SCIENCES INC CALAMOS ADVISORS	75	46 59000	- 3,494 25	06/12/09	44 65	3,348 29	- 145 96
GLAXO SMITHKLINE ADR	58	55 31000	- 3,207 98	09/18/09	39 18	2,272 47	- 935 51
DELAWARE CAPITAL MGMT							
GOLDMAN SACHS GROUP INC ADVANTAGE PORTFOLIO	111	182 14000	- 20,217 54	02/26/09	92 90	10,308 91	- 9,908 63
GOLDMAN SACHS GROUP INC DREMAN VALUE MGMT	55	107 36182	- 5,904 90	03/13/09	97 44	5,359 16	- 545 74
GOLDMAN SACHS GROUP INC ADVANTAGE PORTFOLIO	175	121 93240	- 21,338 17	11/03/09	170 94	29,909 99	8,571 82
GOLDMAN SACHS GROUP INC ADVANTAGE PORTFOLIO	125	182 14000	- 22,767 50	11/18/09	176 62	22,073 45	- 694 05
GOOGLE INC-CL A DELAWARE CAPITAL MGMT	9	520 40000	- 4,683 60	03/10/09	303 50	2,731 52	- 1,952 08
GOOGLE INC-CL A DELAWARE CAPITAL MGMT	85	509 61353	- 43,317 15	03/13/09	321 56	27,332 44	- 15,984 71
GOOGLE INC-CL A CALAMOS ADVISORS	3	694 60000	- 2,083 80	10/28/09	542 54	1,627 59	- 456 21
GRAINGER W W INC CALAMOS ADVISORS	55	87 17945	- 4,794 87	03/04/09	63 73	3,505 08	- 1,289 79
HDFC BANK LTD SPON - ADR HARDING LOEVNER	22	90 94773	- 2,000 85	06/04/09	101 50	2,233 02	232 17

Detail

Realized gain/loss detail

Description	Quantity	Average tax cost per unit	Total tax cost	Sale date	Sale price per unit	Total proceeds	Net realized gain/loss
HSBC HOLDINGS PLC RIGHT EXPIRING 03/31/2009 HARDING LOEVNER	39			04/08/09	9 85	384 28	384 28
HSBC HOLDINGS PLC RIGHT EXPIRING 03/31/2009 HARDING LOEVNER	0 166			04/10/09	8 51	1 41	1 41
HARTFORD FINL SVCS GROUP INC DREMAN VALUE MGMT	38	94 10895	- 3,576 14	01/26/09	14 32	544 26	- 3,031 88
HASBRO INC ADVANTAGE PORTFOLIO	2,556	35 87605	- 91,699 19	02/05/09	23 32	59,495 17	- 32,204 02
HASBRO INC ADVANTAGE PORTFOLIO	1,888	40 28169	- 76,051 83	02/06/09	23 59	44,492 36	- 31,559 47
HEINZ H J CO ADVANTAGE PORTFOLIO	976	44 83960	- 43,763 45	03/24/09	34 59	33,715 73	- 10,047 72
HEINZ H J CO ADVANTAGE PORTFOLIO	1,174	45 46430	- 53,375 09	04/03/09	34 14	40,031 30	- 13,343 79
HEWLETT-PACKARD CO ADVANTAGE PORTFOLIO	394	43 16310	- 17,006 26	02/20/09	31 29	12,310 78	- 4,695 48
HEWLETT-PACKARD CO ADVANTAGE PORTFOLIO	3,871	40 76707	- 157,809 32	03/11/09	28 50	110,245 46	- 47,563 86
HEWLETT-PACKARD CO ADVANTAGE PORTFOLIO	2,705	43 16310	- 116,756 19	03/13/09	29 39	79,458 39	- 37,297 80
HUDSON CITY BANCORP INC ADVANTAGE PORTFOLIO	812	18 70600	- 15,189 27	02/26/09	10 97	8,877 87	- 6,311 40
HUDSON CITY BANCORP INC ADVANTAGE PORTFOLIO	4,148	17 80108	- 73,838 86	09/01/09	12 67	52,490 34	- 21,348 52
HUTCHINSON WHAMPOA LTD ADR HARDING LOEVNER	104	49 98000	- 5,197 92	11/20/09	34 52	3,589 60	- 1,608 32
HUTCHINSON WHAMPOA LTD ADR HARDING LOEVNER	123	29 28317	- 3,601 83	12/09/09	33 36	4,103 65	501 82

Detail

Realized gain/loss detail

Description	Quantity	Average tax cost per unit	Total tax cost	Sale date	Sale price per unit	Total proceeds	Net realized gain/loss
ITT CORPORATION ADVANTAGE PORTFOLIO	512	62 79029	- 32,148 63	09/16/09	50 52	25,844 89	- 6,303 74
ITT CORPORATION ADVANTAGE PORTFOLIO	1,041	62 64556	- 65,214 03	12/17/09	51 39	53,458 24	- 11,755 79
ING GROEP N V ORD SEDOL #5058877 DELAWARE CAPITAL MGMT	1,992	0 00001	- 0 01 *	12/18/09	1 92	3,833 74	3,833 73
INTERCONTINENTAL EXCHANGE INC DELAWARE CAPITAL MGMT	503	125 98143	- 63,368 66	03/13/09	67 06	33,732 40	- 29,636 26
INTUITIVE SURGICAL INC DELAWARE CAPITAL MGMT	45	95 60533	- 4,302 24	03/13/09	102 42	4,608 87	306 63
INTUIT SOFTWARE DELAWARE CAPITAL MGMT	191	27 28000	- 5,210 48	03/02/09	22 38	4,274 15	- 936 33
INTUIT SOFTWARE DELAWARE CAPITAL MGMT	1,055	28 97294	- 30,566 45	03/13/09	25 15	26,533 10	- 4,033 35
JPMORGAN CHASE & CO ADVANTAGE PORTFOLIO	398	39 87000	- 15,868 26	02/26/09	23 36	9,282 14	- 6,586 12
JPMORGAN CHASE & CO DREMAN VALUE MGMT	181	39 53464	- 7,155 77	03/13/09	23 75	4,299 05	- 2,856 72
JACOBS ENGINEERING GROUP INC CALAMOS ADVISORS	105	62 88086	- 6,602 49	11/19/09	36 56	3,839 17	- 2,763 32
JOHNSON & JOHNSON ADVANTAGE PORTFOLIO	270	68 07281	- 18,379 66	03/11/09	47 96	12,941 92	- 5,437 74
JOHNSON & JOHNSON ADVANTAGE PORTFOLIO	915	68 07280	- 62,286 61	12/01/09	63 45	58,017 93	- 4,268 68
KEYCORP NEW DREMAN VALUE MGMT	124	10 74048	- 1,331 82	01/26/09	7 65	948 59	- 383 23
KOMATSU LTD SPON ADR HARDING LOEVNER	42	115 50000	- 4,851 00	11/20/09	76 57	3,215 66	- 1,635 34

Detail

Realized gain/loss detail

Description	Quantity	Average tax cost per unit	Total tax cost	Sale date	Sale price per unit	Total proceeds	Net realized gain/loss
KUBOTA CORP SPON ADR HARDING LOEVNER	74	44 44324	- 3,288 80	10/20/09	39 83	2,947 17	- 341 63
LIFE TECHNOLOGIES CORP ADVANTAGE PORTFOLIO	404	42 88391	- 17,325 10	05/20/09	37 85	15,281 80	- 2,043 30
LIFE TECHNOLOGIES CORP ADVANTAGE PORTFOLIO	1,418	42 89261	- 60,821 72	08/19/09	45 11	63,903 65	3,081 93
LILLY ELI & CO DREMAN VALUE MGMT	65	51 96431	- 3,377 68	01/26/09	37 88	2,462 00	- 915 68
LLOYDS BANKING GROUP PLC DELAWARE CAPITAL MGMT	0 433	38 86836	- 16 83	01/23/09	2 66	1 15	- 15 68
LLOYDS BANKING GROUP PLC DELAWARE CAPITAL MGMT	1,229	38 87500	- 47,777 37	03/20/09	3 19	3,916 31	- 43,861 06
LLOYDS BANKING GROUP PLC DELAWARE CAPITAL MGMT	612	107 77662	- 65,959 29	03/23/09	3 44	2,107 10	- 63,852 19
LOCKHEED MARTIN CORP ADVANTAGE PORTFOLIO	186	103 28699	- 19,211 38	05/04/09	80 16	14,901 79	- 4,309 59
LOCKHEED MARTIN CORP ADVANTAGE PORTFOLIO	337	103 28700	- 34,807 72	05/05/09	79 57	26,801 22	- 8,006 50
LOCKHEED MARTIN CORP ADVANTAGE PORTFOLIO	493	103 28700	- 50,920 49	07/31/09	74 80	36,856 87	- 14,063 62
LOCKHEED MARTIN CORP ADVANTAGE PORTFOLIO	524	102 20887	- 53,557 45	08/11/09	75 34	39,457 39	- 14,100 06
LOWES COMPANIES INC DREMAN VALUE MGMT	231	26 66078	- 6,158 64	03/13/09	15 74	3,636 33	- 2,522 31
LUBRIZOL CORP ADVANTAGE PORTFOLIO	312	60 01689	- 18,725 27	12/17/09	73 63	22,959 74	4,234 47
LUBRIZOL CORP ADVANTAGE PORTFOLIO	557	60 27180	- 33,571 39	12/18/09	71 83	39,985 83	6,414 44

Detail

Realized gain/loss detail

Description	Quantity	Average tax cost per unit	Total tax cost	Sale date	Sale price per unit	Total proceeds	Net realized gain/loss
MEMC ELECTR MATLS INC CALAMOS ADVISORS	110	76 44100	- 8,408 51	12/01/09	12 39	1,362 77	- 7,045 74
MGM MIRAGE DELAWARE CAPITAL MGMT	911	58 09910	- 52,928 28	02/05/09	6 42	5,851 05	- 47,077 23
MACY'S INC DREMAN VALUE MGMT	85	36 58000	- 3,109 30	01/09/09	10 27	872 56	- 2,236 74
MASTERCARD INC CL A DELAWARE CAPITAL MGMT	30	194 16367	- 5,824 91	01/07/09	152 54	4,576 15	- 1,248 76
MASTERCARD INC CL A DELAWARE CAPITAL MGMT	55	194 16345	- 10,678 99	01/26/09	125 36	6,894 97	- 3,784 02
MASTERCARD INC CL A ADVANTAGE PORTFOLIO	81	263 37247	- 21,333 17	03/11/09	147 67	11,958 88	- 9,374 29
MASTERCARD INC CL A DELAWARE CAPITAL MGMT	145	191 14593	- 27,716 16	03/13/09	157 93	22,899 72	- 4,816 44
MASTERCARD INC CL A ADVANTAGE PORTFOLIO	2	263 37000	- 526 74	08/24/09	204 94	409 79	- 116 95
MASTERCARD INC CL A ADVANTAGE PORTFOLIO	108	263 37241	- 28,444 22	11/18/09	227 36	24,551 25	- 3,892 97
MCAFEЕ INC CALAMOS ADVISORS	82	31 03927	- 2,545 22	06/02/09	39 04	3,201 02	655 80
MC DONALDS CORP ADVANTAGE PORTFOLIO	233	60 20412	- 14,027 56	03/11/09	51 06	11,888 01	- 2,139 55
MC DONALDS CORP ADVANTAGE PORTFOLIO	428	60 20409	- 25,767 35	03/13/09	52 32	22,377 34	- 3,390 01
MC DONALDS CORP ADVANTAGE PORTFOLIO	377	60 20411	- 22,696 95	04/03/09	56 13	21,144 64	- 1,552 31
MC DONALDS CORP ADVANTAGE PORTFOLIO	114	60 20412	- 6,863 27	04/13/09	56 15	6,396 63	- 466 64
MC DONALDS CORP ADVANTAGE PORTFOLIO	430	60 20409	- 25,887 76	04/30/09	53 65	23,053 77	- 2,833 99

Detail

Realized gain/loss detail

Description	Quantity	Average tax cost per unit	Total tax cost	Sale date	Sale price per unit	Total proceeds	Net realized gain/loss
MC DONALDS CORP ADVANTAGE PORTFOLIO	811	60 20409	- 48,825 52	07/31/09	55 10	44,649 19	- 4,176 33
MC DONALDS CORP ADVANTAGE PORTFOLIO	781	60 06405	- 46,910 02	09/01/09	55 73	43,490 74	- 3,419 28
MC GRAW HILL COMPANIES INC ADVANTAGE PORTFOLIO	1,639	30 29527	- 49,653 94	08/11/09	29 39	48,095 38	- 1,558 56
MC GRAW HILL COMPANIES INC ADVANTAGE PORTFOLIO	1,581	30 39630	- 48,056 55	08/13/09	28 86	45,568 15	- 2,488 40
MEAD JOHNSON NUTRITION CO-A ADVANTAGE PORTFOLIO	1,192	46 79035	- 55,774 10	11/18/09	43 75	52,101 22	- 3,672 88
MEDCO HEALTH SOLUTIONS INC DELAWARE CAPITAL MGMT	488	45 10045	- 22,009 02	03/13/09	40 95	19,985 24	- 2,023 78
MICROSOFT CORP ADVANTAGE PORTFOLIO	2,445	25 65180	- 62,718 65	01/22/09	17 28	42,122 71	- 20,595 94
MICROSOFT CORP ADVANTAGE PORTFOLIO	2,797	25 65180	- 71,748 08	01/27/09	17 81	49,666 61	- 22,081 47
MICROSOFT CORP DREMAN VALUE MGMT	117	19 80222	- 2,316 86	03/13/09	16 55	1,936 54	- 380 32
MICROSOFT CORP ADVANTAGE PORTFOLIO	1,228	25 65180	- 31,500 41	06/11/09	22 82	27,970 42	- 3,529 99
MONSANTO CO ADVANTAGE PORTFOLIO	223	117 35000	- 26,169 05	05/05/09	89 50	19,949 40	- 6,219 65
MONSANTO CO ADVANTAGE PORTFOLIO	477	109 45979	- 52,212 32	05/14/09	90 11	42,961 57	- 9,250 75
MONSANTO CO ADVANTAGE PORTFOLIO	100	108 84250	- 10,884 25	05/20/09	92 36	9,233 77	- 1,650 48
MONSANTO CO ADVANTAGE PORTFOLIO	606	92 20975	- 55,879 11	05/28/09	79 34	48,056 93	- 7,822 18
MONSANTO CO ADVANTAGE PORTFOLIO	534	99 60481	- 53,188 97	05/29/09	81 26	43,372 34	- 9,816 63

Detail

Realized gain/loss detail

Description	Quantity	Average tax cost per unit	Total tax cost	Sale date	Sale price per unit	Total proceeds	Net realized gain/loss
NATIONAL AUSTRALIA BANK LTD SPONSORED ADR DELAWARE CAPITAL MGMT	288	28 75000	- 8,280 00	10/20/09	29 21	8,412 84	132 84
NATIONAL AUSTRALIA BANK LTD SPONSORED ADR DELAWARE CAPITAL MGMT	300	28 75000	- 8,625 00	11/09/09	27 29	8,186 22	- 438 78
NATIONAL AUSTRALIA BANK LTD SPONSORED ADR DELAWARE CAPITAL MGMT	294	28 75000	- 8,452 50	12/01/09	26 01	7,648 15	- 804 35
NATIONAL OILWELL VARCO INC ADVANTAGE PORTFOLIO	1,696	60 45751	- 102,535 93	04/24/09	31 23	52,896 03	- 49,639 90
NEWMONT MINING CORP DREMAN VALUE MGMT	52	31 65712	- 1,646 17	03/13/09	38 19	1,985 86	339 69
NIKE INC CLASS B ADVANTAGE PORTFOLIO	411	57 29148	- 23,546 80	03/13/09	44 34	18,210 53	- 5,336 27
NIKE INC CLASS B ADVANTAGE PORTFOLIO	236	57 29148	- 13,520 79	04/13/09	52 83	12,459 49	- 1,061 30
NIKE INC CLASS B ADVANTAGE PORTFOLIO	413	57 29150	- 23,661 39	05/01/09	53 06	21,895 42	- 1,765 97
NIKE INC CLASS B CALAMOS ADVISORS	75	65 58000	- 4,918 50	06/15/09	55 96	4,197 18	- 721 32
NIKE INC CLASS B CALAMOS ADVISORS	53	65 58000	- 3,475 74	06/25/09	51 09	2,707 79	- 767 95
NIKE INC CLASS B ADVANTAGE PORTFOLIO	1,660	57 26267	- 95,056 04	08/25/09	55 28	91,737 21	- 3,318 83

Detail

Realized gain/loss detail

Description	Quantity	Average tax cost per unit	Total tax cost	Sale date	Sale price per unit	Total proceeds	Net realized gain/loss
NIKE INC CLASS B ADVANTAGE PORTFOLIO	938	57 24018	- 53,691 29	09/01/09	54 41	51,018 85	- 2,672 44
NIKE INC CLASS B CALAMOS ADVISORS	54	65 58000	- 3,541 32	09/10/09	55 16	2,978 71	- 562 61
NIPPON TELEG & TEL CORP SPONSORED ADR DELAWARE CAPITAL MGMT	234	22 25551	- 5,207 79	02/10/09	23 07	5,398 37	190 58
NIPPON TELEG & TEL CORP SPONSORED ADR DELAWARE CAPITAL MGMT	398	22 25550	- 8,857 69	11/13/09	20 95	8,338 20	- 519 49
NOKIA CORP SPONSORED ADR CALAMOS ADVISORS	245	38 83000	- 9,513 35	07/23/09	13 32	3,264 35	- 6,249 00
NORFOLK SOUTHERN CORP ADVANTAGE PORTFOLIO	1,286	67 71460	- 87,080 97	02/13/09	37 95	48,755 46	- 38,325 51
NORFOLK SOUTHERN CORP ADVANTAGE PORTFOLIO	864	72 46760	- 62,612 01	02/20/09	33 90	29,258 42	- 33,353 59
NORTEL NETWORKS CORP ISIN CA6565685089 SEDOL B1H4Y87 PNC	179			11/04/09	0 06	8 05	8 05
NORTHERN TRUST CORP ADVANTAGE PORTFOLIO	200	78 35000	- 15,670 00	02/26/09	57 62	11,516 14	- 4,153 86
NORTHERN TRUST CORP ADVANTAGE PORTFOLIO	773	80 50970	- 62,234 00	04/24/09	55 28	42,715 65	- 19,518 35
NORTHERN TRUST CORP ADVANTAGE PORTFOLIO	1,340	78 35000	- 104,989 00	05/11/09	53 02	70,989 50	- 33,999 50
NORTHROP GRUMMAN CORPORATION DREMAN VALUE MGMT	88	62 26284	- 5,479 13	03/13/09	36 50	3,211 98	- 2,267 15
NORTHROP GRUMMAN CORPORATION ADVANTAGE PORTFOLIO	891	47 98540	- 42,754 99	07/08/09	43 46	38,684 26	- 4,070 73



Detail

Realized gain/loss detail

Description	Quantity	Average tax cost per unit	Total tax cost	Sale date	Sale price per unit	Total proceeds	Net realized gain/loss
NOVARTIS AG SPONSORED ADR HARDING LOEVNER	100	53 15210	- 5,315 21	04/28/09	37 12	3,711 76	- 1,603 45
NOVARTIS AG SPONSORED ADR DELAWARE CAPITAL MGMT	55	57 34473	- 3,153 96	09/18/09	48 18	2,649 84	- 504 12
NOVO NORDISK A S ADR DELAWARE CAPITAL MGMT	244	46 26570	- 11,288 83	03/13/09	46 84	11,428 89	140 06
NOVO NORDISK A S ADR HARDING LOEVNER	99	51 08495	- 5,057 41	03/13/09	46 15	4,568 88	- 488 53
NSTAR ADVANTAGE PORTFOLIO	1,958	33 02753	- 64,667 91	08/19/09	31 95	62,471 71	- 2,196 20
OCCIDENTAL PETROLEUM CORP DREMAN VALUE MGMT	65	45 49831	- 2,957 39	03/13/09	54 85	3,565 23	607 84
OCCIDENTAL PETROLEUM CORP ADVANTAGE PORTFOLIO	1,020	77 53100	- 79,081 62	06/29/09	66 26	67,538 68	- 11,542 94
ORACLE CORP ADVANTAGE PORTFOLIO	766	21 46770	- 16,444 26	05/29/09	19 40	14,845 31	- 1,598 95
ORACLE CORP ADVANTAGE PORTFOLIO	2,586	21 46770	- 55,515 47	10/15/09	21 22	54,779 90	- 735 57
ORACLE CORP ADVANTAGE PORTFOLIO	2,584	21 46770	- 55,472 54	11/02/09	21 02	54,206 53	- 1,266 01
OWENS ILL INC NEW ADVANTAGE PORTFOLIO	1,480	34 07180	- 50,426 26	12/02/09	30 17	44,598 50	- 5,827 76
OWENS ILL INC NEW ADVANTAGE PORTFOLIO	1,532	26 74567	- 40,974 37	12/03/09	30 97	47,383 69	6,409 32
PANERA BREAD COMPANY CLA CALAMOS ADVISORS	35	52 33371	- 1,831 68	02/17/09	46 13	1,614 68	- 217 00

Detail

Realized gain/loss detail

Description	Quantity	Average tax cost per unit	Total tax cost	Sale date	Sale price per unit	Total proceeds	Net realized gain/loss
PFIZER INC DREMAN VALUE MGMT	202	25 05614	- 5,061 34	03/03/09	11 97	2,417 20	- 2,644 14
PFIZER INC DREMAN VALUE MGMT	333	25 07000	- 8,348 31	03/13/09	14 35	4,779 72	- 3,568 59
PHILIP MORRIS INTERNAT-W/I DREMAN VALUE MGMT	108	40 66287	- 4,391 59	03/13/09	35 56	3,840 64	- 550 95
PHILIP MORRIS INTERNAT-W/I ADVANTAGE PORTFOLIO	645	50 91050	- 32,837 27	05/04/09	37 79	24,348 70	- 8,488 57
PRAXAIR INC DELAWARE CAPITAL MGMT	51	73 67000	- 3,757 17	03/02/09	55 38	2,824 58	- 932 59
PRAXAIR INC DELAWARE CAPITAL MGMT	267	73 67000	- 19,669 89	03/13/09	63 29	16,898 81	- 2,771 08
PRAXAIR INC ADVANTAGE PORTFOLIO	144	90 81049	- 13,076 71	05/05/09	74 33	10,699 86	- 2,376 85
PRAXAIR INC ADVANTAGE PORTFOLIO	141	90 81050	- 12,804 28	05/20/09	73 75	10,395 25	- 2,409 03
PRAXAIR INC CALAMOS ADVISORS	30	86 13000	- 2,583 90	06/25/09	69 99	2,099 64	- 484 26
PRAXAIR INC ADVANTAGE PORTFOLIO	611	90 81051	- 55,485 22	08/04/09	78 18	47,742 31	- 7,742 91
PRAXAIR INC ADVANTAGE PORTFOLIO	723	90 00705	- 65,075 10	08/11/09	76 94	55,606 45	- 9,468 65
PRECISION CASTPARTS CORP CALAMOS ADVISORS	32	57 80313	- 1,849 70	05/07/09	78 63	2,516 05	666 35
PRICE T ROWE GROUP INC CALAMOS ADVISORS	39	60 57667	- 2,362 49	07/10/09	37 27	1,453 62	- 908 87
PRICELINE COM INC CALAMOS ADVISORS	20	106 06700	- 2,121 34	05/27/09	106 40	2,127 96	6 62
PRICELINE COM INC CALAMOS ADVISORS	20	106 06700	- 2,121 34	07/17/09	115 70	2,313 85	192 51



Detail

Realized gain/loss detail

Description	Quantity	Average tax cost per unit	Total tax cost	Sale date	Sale price per unit	Total proceeds	Net realized gain/loss
PRICELINE COM INC ADVANTAGE PORTFOLIO	154	79 89857	- 12,304 38	10/22/09	174 16	26,816 49	14,512 11
PROCTER & GAMBLE CO ADVANTAGE PORTFOLIO	586	64 14660	- 37,589 91	02/05/09	53 09	31,087 24	- 6,502 67
PROCTER & GAMBLE CO ADVANTAGE PORTFOLIO	957	64 14660	- 61,388 30	02/06/09	54 14	51,775 80	- 9,612 50
PROCTER & GAMBLE CO DELAWARE CAPITAL MGMT	458	65 04105	- 29,788 80	03/13/09	46 71	21,393 88	- 8,394 92
PROCTER & GAMBLE CO ADVANTAGE PORTFOLIO	262	64 14660	- 16,806 41	06/02/09	53 72	14,063 69	- 2,742 72
QUALCOMM INC DELAWARE CAPITAL MGMT	814	40 34805	- 32,843 31	03/13/09	36 22	29,484 38	- 3,358 93
QUALCOMM INC CALAMOS ADVISORS	96	48 13875	- 4,621 32	08/31/09	46 20	4,435 26	- 186 06
RWE AG SPONSORED ADR REPSTG ORD PAR DELAWARE CAPITAL MGMT	89	86 55000	- 7,702 95	02/03/09	79 69	7,092 34	- 610 61
RAYTHEON COMPANY ADVANTAGE PORTFOLIO	207	50 54758	- 10,463 35	05/04/09	46 46	9,609 67	- 853 68
RAYTHEON COMPANY ADVANTAGE PORTFOLIO	1,099	50 54761	- 55,551 82	05/27/09	44 53	48,912 05	- 6,639 77
RAYTHEON COMPANY ADVANTAGE PORTFOLIO	908	48 88110	- 44,384 04	05/29/09	44 15	40,052 30	- 4,331 74
RESEARCH IN MOTION LTD DELAWARE CAPITAL MGMT	28	100 82000	- 2,822 96	02/17/09	45 25	1,266 91	- 1,556 05
RESEARCH IN MOTION LTD DELAWARE CAPITAL MGMT	52	100 82000	- 5,242 64	02/19/09	41 83	2,175 00	- 3,067 64
RESEARCH IN MOTION LTD DELAWARE CAPITAL MGMT	69	100 82000	- 6,956 58	02/20/09	39 32	2,712 80	- 4,243 78
RESEARCH IN MOTION LTD DELAWARE CAPITAL MGMT	73	100 82000	- 7,359 86	03/02/09	37 99	2,772 96	- 4,586 90

Detail

Realized gain/loss detail

Description	Quantity	Average tax cost per unit	Total tax cost	Sale date	Sale price per unit	Total proceeds	Net realized gain/loss
RESEARCH IN MOTION LTD DELAWARE CAPITAL MGMT	152	93 91099	- 14,274 47	03/10/09	37 12	5,642 68	- 8,631 79
RESEARCH IN MOTION LTD CALAMOS ADVISORS	38	100 33000	- 3,812 54	10/02/09	65 77	2,499 12	- 1,313 42
ROCHE HOLDING LTD SPONSORED ADR HARDING LOEVNER	72	49 09014	- 3,534 49	03/16/09	30 99	2,230 98	- 1,303 51
ROSS STORES INC ADVANTAGE PORTFOLIO	275	39 64549	- 10,902 51	05/01/09	37 95	10,431 11	- 471 40
ROSS STORES INC ADVANTAGE PORTFOLIO	773	39 64551	- 30,645 98	05/05/09	38 27	29,548 87	- 1,097 11
ROSS STORES INC ADVANTAGE PORTFOLIO	1,166	39 64550	- 46,226 65	07/13/09	41 52	48,369 45	2,142 80
ROYAL BANK OF SCOTLAND GROUP PLC ADR	315	78 33381	- 24,675 15	02/09/09	7 40	2,330 36	- 22,344 79
DELAWARE CAPITAL MGMT SKF AB SPON ADR HARDING LOEVNER	273	23 00000	- 6,279 00	04/30/09	11 19	3,053 86	- 3,225 14
SKF AB SPON ADR HARDING LOEVNER	229	23 00000	- 5,267 00	05/29/09	11 76	2,692 03	- 2,574 97
SPX CORP ADVANTAGE PORTFOLIO	972	44 93860	- 43,680 32	05/13/09	42 25	41,031 34	- 2,648 98
STEC INC CALAMOS ADVISORS	70	35 55071	- 2,488 55	11/09/09	13 38	936 25	- 1,552 30
ST JUDE MEDICAL INC ADVANTAGE PORTFOLIO	811	44 31030	- 35,935 65	07/31/09	37 85	30,666 93	- 5,268 72
ST JUDE MEDICAL INC ADVANTAGE PORTFOLIO	2,128	44 20736	- 94,073 27	10/22/09	34 43	73,184 08	- 20,889 19
ST JUDE MEDICAL INC ADVANTAGE PORTFOLIO	1,196	38 58460	- 46,147 18	10/28/09	34 57	41,295 98	- 4,851 20



Detail

Realized gain/loss detail

Description	Quantity	Average tax cost per unit	Total tax cost	Sale date	Sale price per unit	Total proceeds	Net realized gain/loss
SASOL LTD SPONSORED ADR HARDING LOEVNER	97	41 87804	- 4,062 17	06/25/09	33 73	3,272 06	- 790 11
SCHERING-PLOUGH CORP MERGED 11/03/09 @ \$10.50 P/S & SEE 58933Y105 ADVANTAGE PORTFOLIO	2,145	17 08850	- 36,654 83	04/30/09	23 08	49,453 63	12,798 80
SCHWAB CHARLES CORP NEW ADVANTAGE PORTFOLIO	2,835	22 32599	- 63,294 17	10/15/09	18 30	51,779 09	- 11,515 08
SEAHAWK DRILLING INC W/I CALAMOS ADVISORS	0 733	24 62483	- 18 05	08/31/09	23 05	16 90	- 1 15
SEAHAWK DRILLING INC W/I CALAMOS ADVISORS	7	24 62857	- 172 40	09/01/09	23 20	162 37	- 10 03
SMITH INTERNATIONAL INC CALAMOS ADVISORS	66	64 93818	- 4,285 92	02/11/09	24 07	1,588 78	- 2,697 14
SOCIETE GENERALE FRANCE SPONSORED ADR DELAWARE CAPITAL MGMT	0 760	30 75000	- 23 37	07/31/09	12 83	9 75	- 13 62
SOUTHERN CO ADVANTAGE PORTFOLIO	285	38 08221	- 10,853 43	02/26/09	30 83	8,775 61	- 2,077 82
SOUTHERN CO ADVANTAGE PORTFOLIO	841	38 08220	- 32,027 13	05/05/09	28 94	24,311 93	- 7,715 20
SOUTHERN CO ADVANTAGE PORTFOLIO	1,570	37 05854	- 58,181 91	05/29/09	28 32	44,424 21	- 13,757 70
STAPLES INC DELAWARE CAPITAL MGMT	1,212	23 28833	- 28,225 46	03/13/09	16 05	19,452 61	- 8,772 85
STAPLES INC DREMAN VALUE MGMT	406	22 01655	- 8,938 72	03/13/09	16 21	6,581 95	- 2,356 77
STATE STR CORP ADVANTAGE PORTFOLIO	1,788	65 59033	- 117,275 51	11/18/09	42 63	76,144 13	- 41,131 38
STERICYCLE INC ADVANTAGE PORTFOLIO	1,045	50 79460	- 53,080 36	09/22/09	48 05	50,192 36	- 2,888 00

Detail

Realized gain/loss detail

Description	Quantity	Average tax cost per unit	Total tax cost	Sale date	Sale price per unit	Total proceeds	Net realized gain/loss
STRAVER ED INC CALAMOS ADVISORS	14	219 18286	- 3,068 56	01/08/09	192 33	2,692 63	- 375 93
STRYKER CORP CALAMOS ADVISORS	97	47 57392	- 4,614 67	08/20/09	40 07	3,886 22	- 728 45
SUNTRUST BANKS INC DREMAN VALUE MGMT	76	28 13539	- 2,138 29	03/13/09	12 27	932 51	- 1,205 78
SWISS REINS CO SPON ADR	76	69 25000	- 5,263 00	03/18/09	13 48	1,024 78	- 4,238 22
HARDING LOEVNER							
SYMANTEC CORP ADVANTAGE PORTFOLIO	3,615	13 43460	- 48,566 08	05/15/09	14 83	53,457 24	4,891 16
SYMANTEC CORP ADVANTAGE PORTFOLIO	2,571	16 22800	- 41,722 19	06/12/09	16 46	42,266 15	543 96
SYNGENTA AG SPON ADR	266	42 25511	- 11,239 86	03/13/09	37 20	9,895 14	- 1,344 72
DELAWARE CAPITAL MGMT							
SYNOPSYS INC ADVANTAGE PORTFOLIO	2,130	20 96217	- 44,649 43	09/01/09	20 81	44,260 05	- 389 38
TAIWAN SEMICONDUCTOR MTG CO ADR	0 390	10 71795	- 4 18	08/18/09	10 36	4 04	- 0 14
HARDING LOEVNER							
TAIWAN SEMICONDUCTOR MTG CO ADR	0 269	9 85130	- 2 65	08/18/09	10 36	2 79	0 14
DELAWARE CAPITAL MGMT							
TARGET CORP ADVANTAGE PORTFOLIO	1,548	47 30512	- 73,228 33	12/03/09	46 37	71,719 01	- 1,509 32
TELEFONICA S A SPONSORED ADR	129	47 80000	- 6,166 20	03/18/09	59 20	7,636 31	1,470 11
DELAWARE CAPITAL MGMT							
TELEFONICA S A SPONSORED ADR	78	47 80000	- 3,728 40	05/12/09	60 65	4,730 56	1,002 16
DELAWARE CAPITAL MGMT							



Detail

Realized gain/loss detail

Description	Quantity	Average tax cost per unit	Total tax cost	Sale date	Sale price per unit	Total proceeds	Net realized gain/loss
TELEFONICA S A SPONSORED ADR DELAWARE CAPITAL MGMT	90	47 80000	- 4,302 00	10/15/09	85 69	7,711 88	3,409 88
TERADATA CORP DELAWARE CAPITAL MGMT	1,067	26 99725	- 28,806 07	03/13/09	16 99	18,128 22	- 10,677 85
TESCO PLC SPON ADR HARDING LOEVNER	174	24 46672	- 4,257 21	08/03/09	18 45	3,209 68	- 1,047 53
3M COMPANY DREMAN VALUE MGMT	56	75 72000	- 4,240 32	01/13/09	56 01	3,136 68	- 1,103 64
TOTAL S A DELAWARE CAPITAL MGMT	146	67 10705	- 9,797 63	02/04/09	52 58	7,676 11	- 2,121 52
TOYOTA MTR CORP ADR 2 COM DELAWARE CAPITAL MGMT	84	116 53000	- 9,788 52	05/06/09	83 37	7,002 81	- 2,785 71
TOYOTA MTR CORP ADR 2 COM DELAWARE CAPITAL MGMT	41	116 53000	- 4,777 73	09/18/09	83 43	3,420 69	- 1,357 04
THE TRAVELERS COS INC DREMAN VALUE MGMT	42	43 40429	- 1,822 98	03/13/09	37 59	1,578 77	- 244 21
US BANCORP DEL COM NEW DREMAN VALUE MGMT	148	30 56541	- 4,523 68	03/13/09	13 81	2,044 13	- 2,479 55
URS CORP NEW ADVANTAGE PORTFOLIO	231	42 97030	- 9,926 14	08/13/09	46 95	10,836 53	910 39
URS CORP NEW ADVANTAGE PORTFOLIO	1,607	42 81879	- 68,809 80	08/19/09	46 68	74,948 23	6,138 43
URS CORP NEW ADVANTAGE PORTFOLIO	1,002	43 24204	- 43,328 52	09/01/09	42 07	42,112 38	- 1,216 14
UNILEVER PLC W/I SPONSORED ADR HARDING LOEVNER	146	25 73863	- 3,757 84	03/19/09	18 21	2,658 88	- 1,098 96

Detail

Realized gain/loss detail

Description	Quantity	Average tax cost per unit	Total tax cost	Sale date	Sale price per unit	Total proceeds	Net realized gain/loss
UNILEVER PLC W/I SPONSORED ADR DELAWARE CAPITAL MGMT	97	23 83062	- 2,311 57	09/18/09	27 88	2,704 39	392 82
UNILEVER PLC W/I SPONSORED ADR DELAWARE CAPITAL MGMT	211	23 83066	- 5,028 27	10/30/09	30 40	6,414 97	1,386 70
UNION PACIFIC CORP ADVANTAGE PORTFOLIO	429	74 44909	- 31,938 66	09/16/09	63 13	27,064 74	- 4,873 92
UNION PACIFIC CORP ADVANTAGE PORTFOLIO	1,490	74 32822	- 110,749 05	10/23/09	57 33	85,375 10	- 25,373 95
UNION PACIFIC CORP ADVANTAGE PORTFOLIO	951	70 23448	- 66,792 99	10/28/09	55 76	53,002 53	- 13,790 46
UNITED PARCEL SERVICE CL B DELAWARE CAPITAL MGMT	425	73 17000	- 31,097 25	03/13/09	42 74	18,165 16	- 12,932 09
UNITED TECHNOLOGIES CORP DREMAN VALUE MGMT	71	68 69000	- 4,876 99	03/13/09	41 18	2,923 76	- 1,953 23
UNITED TECHNOLOGIES CORP ADVANTAGE PORTFOLIO	338	64 85731	- 21,921 77	10/23/09	65 87	22,250 31	328 54
UNITEDHEALTH GROUP INC DREMAN VALUE MGMT	46	51 14217	- 2,352 54	01/22/09	27 16	1,249 14	- 1,103 40
UNITEDHEALTH GROUP INC DREMAN VALUE MGMT	63	51 14206	- 3,221 95	02/09/09	29 32	1,846 97	- 1,374 98
UNITEDHEALTH GROUP INC DELAWARE CAPITAL MGMT	1,040	31 97231	- 33,251 20	03/13/09	21 43	22,287 17	- 10,964 03
UNITEDHEALTH GROUP INC DREMAN VALUE MGMT	306	40 91840	- 12,521 03	03/13/09	20 96	6,414 27	- 6,106 76
URBAN OUTFITTERS INC CALAMOS ADVISORS	74	31 11122	- 2,302 23	03/27/09	16 56	1,225 43	- 1,076 80
VALERO ENERGY CORP DREMAN VALUE MGMT	95	48 67811	- 4,624 42	03/13/09	17 26	1,639 69	- 2,984 73
VERISIGN INC DELAWARE CAPITAL MGMT	1,213	32 53410	- 39,463 86	03/13/09	20 07	24,344 77	- 15,119 09



Detail

Realized gain/loss detail

Description	Quantity	Average tax cost per unit	Total tax cost	Sale date	Sale price per unit	Total proceeds	Net realized gain/loss
VERIZON COMMUNICATIONS INC DREMAN VALUE MGMT	95	36.04337	- 3,424.12	03/13/09	28.31	2,689.43	- 734.69
VERIZON COMMUNICATIONS INC ADVANTAGE PORTFOLIO	1,915	29.66667	- 56,811.67	08/13/09	30.90	59,092.12	2,280.45
VISA INC CLASS A SHARES DELAWARE CAPITAL MGMT	24	71.79000	- 1,722.96	02/20/09	55.38	1,329.01	- 393.95
VISA INC CLASS A SHARES DELAWARE CAPITAL MGMT	561	70.18888	- 39,375.96	03/13/09	52.43	29,413.96	- 9,962.00
WAL-MART STORES INC ADVANTAGE PORTFOLIO	866	58.80360	- 50,923.92	01/16/09	51.48	44,533.89	- 6,390.03
WALGREEN CO DELAWARE CAPITAL MGMT	901	36.29900	- 32,705.40	03/13/09	23.95	21,579.99	- 11,125.41
WASTE MANAGEMENT INC ADVANTAGE PORTFOLIO	1,598	29.51640	- 47,167.21	07/13/09	27.08	43,207.21	- 3,960.00
WASTE MANAGEMENT INC ADVANTAGE PORTFOLIO	1,530	28.44340	- 43,518.40	07/29/09	29.47	45,021.69	1,503.29
WEIGHT WATCHERS INTL INC DELAWARE CAPITAL MGMT	691	46.89790	- 32,406.45	03/13/09	19.18	13,255.93	- 19,150.52
WELLS FARGO & COMPANY DREMAN VALUE MGMT	259	15.52579	- 4,021.18	03/13/09	13.95	3,613.02	- 408.16
WYETH MERGED 10/15/09 @33.00 P/S SEE 717081103 ADVANTAGE PORTFOLIO	1,430	46.47560	- 66,460.11	02/06/09	43.46	62,095.97	- 4,364.14
WYETH MERGED 10/15/09 @33.00 P/S SEE 717081103 DREMAN VALUE MGMT	161	45.03845	- 7,251.19	03/13/09	43.26	6,965.40	- 285.79
XTO ENERGY INC ADVANTAGE PORTFOLIO	2,274	52.62310	- 119,664.92	11/20/09	41.06	93,282.54	- 26,382.38



A.E. KIRBY MHC INV. INC CONS
INVESTMENT MANAGEMENT STATEMENT
Account number 42-43-501-2106432
January 1, 2009 - December 31, 2009

Page 277 of 277

Detail

Realized gain/loss detail

Description	Quantity	Average tax cost per unit	Total tax cost	Sale date	Sale price per unit	Total proceeds	Net realized gain/loss
XTO ENERGY INC ADVANTAGE PORTFOLIO	2,120	52 57195	- 111,452 53	12/23/09	47 01	99,573 20	- 11,879 33
YUM! BRANDS INC ADVANTAGE PORTFOLIO	727	35 15230	- 25,555 72	04/30/09	33 63	24,418 65	- 1,137 07
YUM! BRANDS INC ADVANTAGE PORTFOLIO	227	30 49630	- 6,922 66	05/01/09	33 26	7,540 97	618 31
YUM! BRANDS INC ADVANTAGE PORTFOLIO	1,273	30 49630	- 38,821 79	06/12/09	34 92	44,414 72	5,592 93
YUM! BRANDS INC ADVANTAGE PORTFOLIO	1,494	36 16932	- 54,036 97	08/25/09	35 15	52,471 07	- 1,565 90
ZIMMER HOLDINGS INC DREMAN VALUE MGMT	60	39 51250	- 2,370 75	03/13/09	35 70	2,141 98	- 228 77
Total			- \$10,389,746.64			\$8,180,050.21	-\$2,209,696.43

* We have been unable to obtain tax cost information for these assets. If you have any information regarding tax cost call Thomas E Marvits your Account Advisor

Additional Data

Software ID:
Software Version:
EIN: 24-0795443
Name: ANGELINE ELIZABETH KIRBY MEMORIAL HEALTH
CENTER

Form 990, Part III - 4 Program Service Accomplishments (See the Instructions)

4d. Other program services			
(Code) (Expenses \$	28,889	including grants of \$ 8,500) (Revenue \$)
CITY OF WILKES-BARRE-TO MAKE AVAILABLE SPACE FOR OFFICES, CLINICS AND MEETINGS, PERFORM VARIOUS LABORATORY TESTING(DRINKING WATER, SCHOOL MILK, SCHOOL WATER COOLERS, ARTIFICIAL TURF TESTING, FOUNTAIN/POND/STORM DRAIN TESTING, PARK MAINTENANCE, ETC) AND PROVIDE ADMINISTRATIVE ASSISTANCE WITH PUBLIC HEALTH RESPONSIBILITIES			

Form 990, Part VIII - Statement of Revenue - 2a - 2g Program Service Revenue -

	Business Code	(A) Total Revenue	(B) Related or Exempt Function Revenue	(C) Unrelated Business Revenue	(D) Revenue Excluded from Tax under IRC 512, 513, or 514
BLOOD LEAD SCREENING	624,100	315,132	315,132		
LEAD TESTS	624,100	221,141	221,141		
INDUSTRIAL SAMPLES	541,380	220,270	220,270		
MISCELLANEOUS OTHER TE	541,380	151,606	151,606		
BIOLOGICAL WATER TESTS	541,380	103,177	103,177		

Form 990, Part IX - Statement of Functional Expenses - 24a - 24e Other Expenses

<i>Do not include amounts reported on line 6b, 8b, 9b, and 10b of Part VIII.</i>	(A) Total expenses	(B) Program service expenses	(C) Management and general expenses	(D) Fundraising expenses
OPERATING SUPPLIES	216,751		216,751	
REPAIRS & MAINTENANCE	43,439		43,439	
UTILITIES	14,522		14,522	
TELEPHONE	11,703		11,703	
SECURITY	3,595		3,595	