



See a Social Security Number? Say Something!
Report Privacy Problems to <https://public.resource.org/privacy>
Or call the IRS Identity Theft Hotline at 1-800-908-4490



**Return of Private Foundation
or Section 4947(a)(1) Nonexempt Charitable Trust
Treated as a Private Foundation**

2009

Department of the Treasury
Internal Revenue Service

Note. The foundation may be able to use a copy of this return to satisfy state reporting requirements

For calendar year **2009**, or tax year beginning **2009**, and ending

G Check all that apply Initial return Initial Return of a former public charity Final return
 Amended return Address change Name change

Use the IRS label. Otherwise, print or type. See Specific Instructions.	Name of foundation BERDAN SUPPORT FUND		A Employer identification number 23-2746616
	Number and street (or P O box number if mail is not delivered to street address)	Room/suite	B Telephone number (see the instructions) (610) 388-1667
	City or town MENDENHALL	State ZIP code PA 19357-0812	C If exemption application is pending, check here <input type="checkbox"/>
	H Check type of organization <input checked="" type="checkbox"/> Section 501(c)(3) exempt private foundation <input type="checkbox"/> Section 4947(a)(1) nonexempt charitable trust <input type="checkbox"/> Other taxable private foundation		D 1 Foreign organizations, check here <input type="checkbox"/> 2 Foreign organizations meeting the 85% test, check here and attach computation <input type="checkbox"/>
I Fair market value of all assets at end of year (from Part II, column (c), line 16) ▶ \$ 154,213.		J Accounting method <input checked="" type="checkbox"/> Cash <input type="checkbox"/> Accrual <input type="checkbox"/> Other (specify) _____ (Part I, column (d) must be on cash basis)	E If private foundation status was terminated under section 507(b)(1)(A), check here <input type="checkbox"/> F If the foundation is in a 60-month termination under section 507(b)(1)(B), check here <input type="checkbox"/>

Part I Analysis of Revenue and Expenses (The total of amounts in columns (b), (c), and (d) may not necessarily equal the amounts in column (a) (see the instructions))		(a) Revenue and expenses per books	(b) Net investment income	(c) Adjusted net income	(d) Disbursements for charitable purposes (cash basis only)
1 Contributions, gifts, grants, etc. received (att sch)		19,822.			
2 Ck <input type="checkbox"/> if the foundn is not req to att Sch B					
3 Interest on savings and temporary cash investments		17.	17.		
4 Dividends and interest from securities		2,255.	2,255.		
5a Gross rents					
b Net rental income or (loss)			L-6a Stmt		
6a Net gain/(loss) from sale of assets not on line 10		-17,494.			
b Gross sales price for all assets on line 6a 52,412.					
7 Capital gain net income (from Part IV, line 2)			42.		
8 Net short-term capital gain					
9 Income modifications					
10a Gross sales less returns and allowances					
b Less Cost of goods sold					
c Gross profit/(loss) (att sch)					
11 Other income (attach schedule)					
12 Total. Add lines 1 through 11		4,600.	2,314.		
13 Compensation of officers, directors, trustees, etc					
14 Other employee salaries and wages					
15 Pension plans, employee benefits					
16a Legal fees (attach schedule)					
b Accounting fees (attach sch) L-16b Stmt		1,058.			
c Other prof fees (attach sch) L-16c Stmt		2,064.			
17 Interest					
18 Taxes (attach schedule)(see instr)					
19 Depreciation (attach sch) and depletion					
20 Occupancy					
21 Travel, conferences, and meetings					
22 Printing and publications					
23 Other expenses (attach schedule) See Line 23 Stmt		723.			
24 Total operating and administrative expenses. Add lines 13 through 23		3,845.			
25 Contributions, gifts, grants paid		33,175.			33,175.
26 Total expenses and disbursements. Add lines 24 and 25		37,020.			33,175.
27 Subtract line 26 from line 12:					
a Excess of revenue over expenses and disbursements		-32,420.			
b Net investment income (if negative, enter 0)			2,314.		
c Adjusted net income (if negative, enter -0)					

EXTENSION GRANTED

EXTENSION GRANTED

SCANNED JUN 02 2010

RECEIVED

ADMINISTRATIVE OPERATING AND EXPENSES

834
MAY 18 2010
BAA For Public Access and Paperwork Reduction Act Notice, see the instructions.

18

Part II Balance Sheets		Attached schedules and amounts in the description column should be for end-of-year amounts only (See instructions.)		
		Beginning of year	End of year	
		(a) Book Value	(b) Book Value	(c) Fair Market Value
ASSETS	1 Cash — non-interest-bearing	8,392.	13,883.	13,883.
	2 Savings and temporary cash investments			
	3 Accounts receivable			
	Less allowance for doubtful accounts			
	4 Pledges receivable			
	Less allowance for doubtful accounts			
	5 Grants receivable			
	6 Receivables due from officers, directors, trustees, and other disqualified persons (attach schedule) (see the instructions)			
	7 Other notes and loans receivable (attach sch)			
	Less allowance for doubtful accounts			
	8 Inventories for sale or use			
	9 Prepaid expenses and deferred charges			
	10a Investments — U S and state government obligations (attach schedule)			
	b Investments — corporate stock (attach schedule)	201,579.	140,330.	140,330.
	c Investments — corporate bonds (attach schedule)			
	11 Investments — land, buildings, and equipment basis			
Less: accumulated depreciation (attach schedule)				
12 Investments — mortgage loans				
13 Investments — other (attach schedule)				
14 Land, buildings, and equipment basis				
Less accumulated depreciation (attach schedule)				
15 Other assets (describe)				
16 Total assets (to be completed by all filers — see instructions Also, see page 1, item I)	209,971.	154,213.	154,213.	
LIABILITIES	17 Accounts payable and accrued expenses			
	18 Grants payable			
	19 Deferred revenue			
	20 Loans from officers, directors, trustees, & other disqualified persons			
	21 Mortgages and other notes payable (attach schedule)			
	22 Other liabilities (describe)			
	23 Total liabilities (add lines 17 through 22)			
NET ASSETS OR FUND BALANCES	Foundations that follow SFAS 117, check here and complete lines 24 through 26 and lines 30 and 31. <input checked="" type="checkbox"/>			
	24 Unrestricted	209,971.	154,213.	
	25 Temporarily restricted			
	26 Permanently restricted			
	Foundations that do not follow SFAS 117, check here and complete lines 27 through 31. <input type="checkbox"/>			
	27 Capital stock, trust principal, or current funds			
	28 Paid-in or capital surplus, or land, building, and equipment fund			
	29 Retained earnings, accumulated income, endowment, or other funds			
30 Total net assets or fund balances (see the instructions)	209,971.	154,213.		
31 Total liabilities and net assets/fund balances (see the instructions)	209,971.	154,213.		

Part III Analysis of Changes in Net Assets or Fund Balances

1 Total net assets or fund balances at beginning of year — Part II, column (a), line 30 (must agree with end-of-year figure reported on prior year's return)	1	209,971.
2 Enter amount from Part I, line 27a	2	-32,420.
3 Other increases not included in line 2 (itemize) UNREALIZED DECREASE IN VALUE OF SECURITIES	3	-23,338.
4 Add lines 1, 2, and 3	4	154,213.
5 Decreases not included in line 2 (itemize)	5	
6 Total net assets or fund balances at end of year (line 4 minus line 5) — Part II, column (b), line 30	6	154,213.

Part IV Capital Gains and Losses for Tax on Investment Income

(a) List and describe the kind(s) of property sold (e.g., real estate, 2-story brick warehouse, or common stock, 200 shares MLC Company)

(b) How acquired
P — Purchase
D — Donation

(c) Date acquired
(month, day, year)

(d) Date sold
(month, day, year)

1a WELL FARGO SECURITIES	P	Various	Various
b			
c			
d			
e			

(e) Gross sales price	(f) Depreciation allowed (or allowable)	(g) Cost or other basis plus expense of sale	(h) Gain or (loss) (e) plus (f) minus (g)
a 42.		0.	42.
b			
c			
d			
e			

Complete only for assets showing gain in column (h) and owned by the foundation on 12/31/69

(i) Fair Market Value as of 12/31/69	(j) Adjusted basis as of 12/31/69	(k) Excess of column (i) over column (j), if any	(l) Gains (Column (h) gain minus column (k), but not less than -0-) or Losses (from column (h))
a 0.	0.	0.	42.
b			
c			
d			
e			

2 Capital gain net income or (net capital loss)	— [If gain, also enter in Part I, line 7 If (loss), enter -0- in Part I, line 7]	2	42.
3 Net short-term capital gain or (loss) as defined in sections 1222(5) and (6)	— [If gain, also enter in Part I, line 8, column (c) (see the instructions). If (loss), enter -0- in Part I, line 8]	3	

Part V Qualification Under Section 4940(e) for Reduced Tax on Net Investment Income

(For optional use by domestic private foundations subject to the section 4940(a) tax on net investment income)

If section 4940(d)(2) applies, leave this part blank

Was the foundation liable for the section 4942 tax on the distributable amount of any year in the base period? Yes No

If 'Yes,' the foundation does not qualify under section 4940(e) Do not complete this part

1 Enter the appropriate amount in each column for each year, see the instructions before making any entries

(a) Base period years Calendar year (or tax year beginning in)	(b) Adjusted qualifying distributions	(c) Net value of noncharitable-use assets	(d) Distribution ratio (column (b) divided by column (c))
2008	36,247.		
2007	37,483.		
2006			
2005			
2004			

2 Total of line 1, column (d)	2	
3 Average distribution ratio for the 5-year base period — divide the total on line 2 by 5, or by the number of years the foundation has been in existence if less than 5 years	3	
4 Enter the net value of noncharitable-use assets for 2009 from Part X, line 5	4	0.
5 Multiply line 4 by line 3	5	
6 Enter 1% of net investment income (1% of Part I, line 27b)	6	23.
7 Add lines 5 and 6	7	23.
8 Enter qualifying distributions from Part XII, line 4	8	33,175.

If line 8 is equal to or greater than line 7, check the box in Part VI, line 1b, and complete that part using a 1% tax rate See the Part VI instructions

Part VI Excise Tax Based on Investment Income (Section 4940(a), 4940(b), 4940(e), or 4948 – see the instructions)

1 a Exempt operating foundations described in section 4940(d)(2), check here <input type="checkbox"/> and enter 'N/A' on line 1. Date of ruling or determination letter. _____ (attach copy of letter if necessary - see instr.)		
b Domestic foundations that meet the section 4940(e) requirements in Part V, check here <input checked="" type="checkbox"/> and enter 1% of Part I, line 27b	1	23.
c All other domestic foundations enter 2% of line 27b. Exempt foreign organizations enter 4% of Part I, line 12, column (b)		
2 Tax under section 511 (domestic section 4947(a)(1) trusts and taxable foundations only. Others enter -0-)	2	0.
3 Add lines 1 and 2	3	23.
4 Subtitle A (income) tax (domestic section 4947(a)(1) trusts and taxable foundations only. Others enter -0-)	4	0.
5 Tax based on investment income. Subtract line 4 from line 3. If zero or less, enter -0-	5	23.
6 Credits/Payments		
a 2009 estimated tax pmts and 2008 overpayment credited to 2009	6a	
b Exempt foreign organizations – tax withheld at source	6b	
c Tax paid with application for extension of time to file (Form 8868)	6c	
d Backup withholding erroneously withheld	6d	
7 Total credits and payments. Add lines 6a through 6d	7	
8 Enter any penalty for underpayment of estimated tax. Check here <input type="checkbox"/> if Form 2220 is attached	8	
9 Tax due. If the total of lines 5 and 8 is more than line 7, enter amount owed	9	23.
10 Overpayment. If line 7 is more than the total of lines 5 and 8, enter the amount overpaid	10	0.
11 Enter the amount of line 10 to be: Credited to 2010 estimated tax <input type="checkbox"/> Refunded <input type="checkbox"/>	11	

Part VII-A Statements Regarding Activities

	Yes	No
1 a During the tax year, did the foundation attempt to influence any national, state, or local legislation or did it participate or intervene in any political campaign?		X
b Did it spend more than \$100 during the year (either directly or indirectly) for political purposes (see the instructions for definition)? <i>If the answer is 'Yes' to 1a or 1b, attach a detailed description of the activities and copies of any materials published or distributed by the foundation in connection with the activities</i>		X
c Did the foundation file Form 1120-POL for this year?		X
d Enter the amount (if any) of tax on political expenditures (section 4955) imposed during the year: (1) On the foundation <input type="checkbox"/> \$ _____ (2) On foundation managers <input type="checkbox"/> \$ _____		
e Enter the reimbursement (if any) paid by the foundation during the year for political expenditure tax imposed on foundation managers <input type="checkbox"/> \$ _____		
2 Has the foundation engaged in any activities that have not previously been reported to the IRS? <i>If 'Yes,' attach a detailed description of the activities</i>		X
3 Has the foundation made any changes, not previously reported to the IRS, in its governing instrument, articles of incorporation, or bylaws, or other similar instruments? <i>If 'Yes,' attach a conformed copy of the changes</i>		X
4 a Did the foundation have unrelated business gross income of \$1,000 or more during the year?		X
b If 'Yes,' has it filed a tax return on Form 990-T for this year?		
5 Was there a liquidation, termination, dissolution, or substantial contraction during the year? <i>If 'Yes,' attach the statement required by General Instruction T</i>		X
6 Are the requirements of section 508(e) (relating to sections 4941 through 4945) satisfied either: • By language in the governing instrument, or • By state legislation that effectively amends the governing instrument so that no mandatory directions that conflict with the state law remain in the governing instrument?		X
7 Did the foundation have at least \$5,000 in assets at any time during the year? <i>If 'Yes,' complete Part II, column (c), and Part XV</i>	X	
8 a Enter the states to which the foundation reports or with which it is registered (see the instructions) <u>PA - Pennsylvania</u>		
b If the answer is 'Yes' to line 7, has the foundation furnished a copy of Form 990-PF to the Attorney General (or designate) of each state as required by <i>General Instruction G</i> ? <i>If 'No,' attach explanation</i>	X	
9 Is the foundation claiming status as a private operating foundation within the meaning of section 4942(j)(3) or 4942(j)(5) for calendar year 2009 or the taxable year beginning in 2009 (see instructions for Part XIV)? <i>If 'Yes,' complete Part XIV</i>		X
10 Did any persons become substantial contributors during the tax year? <i>If 'Yes,' attach a schedule listing their names and addresses</i>		X

BAA

Part VII-A Statements Regarding Activities Continued

11	At any time during the year, did the foundation, directly or indirectly, own a controlled entity within the meaning of section 512(b)(13)? If 'Yes', attach schedule (see instructions)			X
12	Did the foundation acquire a direct or indirect interest in any applicable insurance contract before August 17, 2008?			X
13	Did the foundation comply with the public inspection requirements for its annual returns and exemption application? Website address	X		
14	The books are in care of ▶ <u>ANNAMAE SHERIDAN</u> Telephone no ▶ <u>(610) 459-8074</u> Located at ▶ <u>MENDENHALL PA</u> ZIP + 4 ▶ <u>19357</u>			
15	Section 4947(a)(1) nonexempt charitable trusts filing Form 990-PF in lieu of Form 1041 - Check here and enter the amount of tax-exempt interest received or accrued during the year			▶ 15

Part VII-B Statements Regarding Activities for Which Form 4720 May Be Required

File Form 4720 if any item is checked in the 'Yes' column, unless an exception applies.

	Yes	No
1 a During the year did the foundation (either directly or indirectly)		
(1) Engage in the sale or exchange, or leasing of property with a disqualified person? <input type="checkbox"/> Yes <input checked="" type="checkbox"/> No		
(2) Borrow money from, lend money to, or otherwise extend credit to (or accept it from) a disqualified person? <input type="checkbox"/> Yes <input checked="" type="checkbox"/> No		
(3) Furnish goods, services, or facilities to (or accept them from) a disqualified person? <input type="checkbox"/> Yes <input checked="" type="checkbox"/> No		
(4) Pay compensation to, or pay or reimburse the expenses of, a disqualified person? <input type="checkbox"/> Yes <input checked="" type="checkbox"/> No		
(5) Transfer any income or assets to a disqualified person (or make any of either available for the benefit or use of a disqualified person)? <input type="checkbox"/> Yes <input checked="" type="checkbox"/> No		
(6) Agree to pay money or property to a government official? (Exception. Check 'No' if the foundation agreed to make a grant to or to employ the official for a period after termination of government service, if terminating within 90 days.) <input type="checkbox"/> Yes <input checked="" type="checkbox"/> No		
b If any answer is 'Yes' to 1a(1)-(6), did any of the acts fail to qualify under the exceptions described in Regulations section 53.4941(d)-3 or in a current notice regarding disaster assistance (see the instructions)? Organizations relying on a current notice regarding disaster assistance check here ▶ <input type="checkbox"/>		
1 b		
c Did the foundation engage in a prior year in any of the acts described in 1a, other than excepted acts, that were not corrected before the first day of the tax year beginning in 2009?		X
1 c		
2 Taxes on failure to distribute income (section 4942) (does not apply for years the foundation was a private operating foundation defined in section 4942(j)(3) or 4942(j)(5))		
a At the end of tax year 2009, did the foundation have any undistributed income (lines 6d and 6e, Part XIII) for tax year(s) beginning before 2009? <input type="checkbox"/> Yes <input checked="" type="checkbox"/> No If 'Yes,' list the years ▶ 20__ , 20__ , 20__ , 20__		
b Are there any years listed in 2a for which the foundation is not applying the provisions of section 4942(a)(2) (relating to incorrect valuation of assets) to the year's undistributed income? (If applying section 4942(a)(2) to all years listed, answer 'No' and attach statement - see the instructions)		
2 b		
c If the provisions of section 4942(a)(2) are being applied to any of the years listed in 2a, list the years here ▶ 20__ , 20__ , 20__ , 20__		
3 a Did the foundation hold more than a 2% direct or indirect interest in any business enterprise at any time during the year? <input type="checkbox"/> Yes <input checked="" type="checkbox"/> No		
b If 'Yes,' did it have excess business holdings in 2009 as a result of (1) any purchase by the foundation or disqualified persons after May 26, 1969, (2) the lapse of the 5-year period (or longer period approved by the Commissioner under section 4943(c)(7)) to dispose of holdings acquired by gift or bequest, or (3) the lapse of the 10-, 15-, or 20-year first phase holding period? (Use Schedule C, Form 4720, to determine if the foundation had excess business holdings in 2009)		
3 b		
4 a Did the foundation invest during the year any amount in a manner that would jeopardize its charitable purposes?		X
4 a		
b Did the foundation make any investment in a prior year (but after December 31, 1969) that could jeopardize its charitable purpose that had not been removed from jeopardy before the first day of the tax year beginning in 2009?		X
4 b		

BAA

Part VII-B Statements Regarding Activities for Which Form 4720 May Be Required (continued)

5a During the year did the foundation pay or incur any amount to

- (1) Carry on propaganda, or otherwise attempt to influence legislation (section 4945(e))? Yes No
- (2) Influence the outcome of any specific public election (see section 4955), or to carry on, directly or indirectly, any voter registration drive? Yes No
- (3) Provide a grant to an individual for travel, study, or other similar purposes? Yes No
- (4) Provide a grant to an organization other than a charitable, etc, organization described in section 509(a)(1), (2), or (3), or section 4940(d)(2)? (see instructions) Yes No
- (5) Provide for any purpose other than religious, charitable, scientific, literary, or educational purposes, or for the prevention of cruelty to children or animals? Yes No

b If any answer is 'Yes' to 5a(1)-(5), did any of the transactions fail to qualify under the exceptions described in Regulations section 53.4945 or in a current notice regarding disaster assistance (see instructions)? 5b

Organizations relying on a current notice regarding disaster assistance check here ▶

c If the answer is 'Yes' to question 5a(4), does the foundation claim exemption from the tax because it maintained expenditure responsibility for the grant? Yes No

If 'Yes,' attach the statement required by Regulations section 53.4945-5(d)

6a Did the foundation, during the year, receive any funds, directly or indirectly, to pay premiums on a personal benefit contract? Yes No

b Did the foundation, during the year, pay premiums, directly or indirectly, on a personal benefit contract? 6b X

If 'Yes' to 6b, file Form 8870

7a At any time during the tax year, was the foundation a party to a prohibited tax shelter transaction? Yes No

b If yes, did the foundation receive any proceeds or have any net income attributable to the transaction? 7b

Part VIII Information About Officers, Directors, Trustees, Foundation Managers, Highly Paid Employees, and Contractors

1 List all officers, directors, trustees, foundation managers and their compensation (see instructions).

(a) Name and address	(b) Title and average hours per week devoted to position	(c) Compensation (If not paid, enter -0-)	(d) Contributions to employee benefit plans and deferred compensation	(e) Expense account, other allowances
ANNAMAE SHERIDAN 2 CEDARWOOD ROAD MENDENHALL PA 19193-57	VICE PRES 15.00	0.	0.	0.
DANIEL P DOUGHERTY 212 MERIDAN STREET KENNETT SQUARE PA	DIRECTOR 1.00	0.	0.	0.

2 Compensation of five highest-paid employees (other than those included on line 1— see instructions). If none, enter 'NONE.'

(a) Name and address of each employee paid more than \$50,000	(b) Title and average hours per week devoted to position	(c) Compensation	(d) Contributions to employee benefit plans and deferred compensation	(e) Expense account, other allowances
NONE				
0				
0				
0				
0				

Total number of other employees paid over \$50,000 ▶ None

Part VIII Information About Officers, Directors, Trustees, Foundation Managers, Highly Paid Employees, and Contractors (continued)

3 Five highest-paid independent contractors for professional services – (see instructions). If none, enter 'NONE.'

(a) Name and address of each person paid more than \$50,000	(b) Type of service	(c) Compensation
NONE		

Total number of others receiving over \$50,000 for professional services		None

Part IX-A Summary of Direct Charitable Activities

List the foundation's four largest direct charitable activities during the tax year. Include relevant statistical information such as the number of organizations and other beneficiaries served, conferences convened, research papers produced, etc.	Expenses
1 CHARITABLE SCHOLARSHIPS & GRANTS (SEE ATTACHED EXHIBIT B)	
-----	33,175.
2 -----	
3 -----	
4 -----	

Part IX-B Summary of Program-Related Investments (see instructions)

Describe the two largest program-related investments made by the foundation during the tax year on lines 1 and 2.	Amount	
1 N/A		
-----	0.	
2 -----		
All other program-related investments See instructions		
3 -----		
Total. Add lines 1 through 3		None

Part X Minimum Investment Return (All domestic foundations must complete this part. Foreign foundations, see instructions.)

1	Fair market value of assets not used (or held for use) directly in carrying out charitable, etc, purposes:		
a	Average monthly fair market value of securities	1a	
b	Average of monthly cash balances	1b	
c	Fair market value of all other assets (see instructions)	1c	
d	Total (add lines 1a, b, and c)	1d	
e	Reduction claimed for blockage or other factors reported on lines 1a and 1c (attach detailed explanation)	1e	
2	Acquisition indebtedness applicable to line 1 assets	2	
3	Subtract line 2 from line 1d	3	0.
4	Cash deemed held for charitable activities Enter 1-1/2% of line 3 (for greater amount, see instructions)	4	0.
5	Net value of noncharitable-use assets. Subtract line 4 from line 3 Enter here and on Part V, line 4	5	0.
6	Minimum investment return. Enter 5% of line 5	6	0.

Part XI Distributable Amount (see instructions) (Section 4942(j)(3) and (j)(5) private operating foundations and certain foreign organizations check here and do not complete this part.)

1	Minimum investment return from Part X, line 6	1	0.
2a	Tax on investment income for 2009 from Part VI, line 5	2a	23.
b	Income tax for 2009 (This does not include the tax from Part VI)	2b	
c	Add lines 2a and 2b	2c	23.
3	Distributable amount before adjustments Subtract line 2c from line 1	3	0.
4	Recoveries of amounts treated as qualifying distributions	4	
5	Add lines 3 and 4	5	0.
6	Deduction from distributable amount (see instructions)	6	
7	Distributable amount as adjusted Subtract line 6 from line 5 Enter here and on Part XIII, line 1	7	0.

Part XII Qualifying Distributions (see instructions)

1	Amounts paid (including administrative expenses) to accomplish charitable, etc, purposes:		
a	Expenses, contributions, gifts, etc — total from Part I, column (d), line 26	1a	33,175.
b	Program-related investments — total from Part IX-B	1b	0.
2	Amounts paid to acquire assets used (or held for use) directly in carrying out charitable, etc, purposes	2	
3	Amounts set aside for specific charitable projects that satisfy the:		
a	Suitability test (prior IRS approval required)	3a	
b	Cash distribution test (attach the required schedule)	3b	
4	Qualifying distributions Add lines 1a through 3b Enter here and on Part V, line 8, and Part XIII, line 4	4	33,175.
5	Foundations that qualify under section 4940(e) for the reduced rate of tax on net investment income. Enter 1% of Part I, line 27b (see instructions)	5	23.
6	Adjusted qualifying distributions. Subtract line 5 from line 4	6	33,152.

Note: The amount on line 6 will be used in Part V, column (b), in subsequent years when calculating whether the foundation qualifies for the section 4940(e) reduction of tax in those years

Part XIII Undistributed Income (see instructions)

	(a) Corpus	(b) Years prior to 2008	(c) 2008	(d) 2009
1 Distributable amount for 2009 from Part XI, line 7				0.
2 Undistributed income, if any, as of the end of 2009				
a Enter amount for 2008 only			0.	
b Total for prior years 20___, 20___, 20___				
3 Excess distributions carryover, if any, to 2009:				
a From 2004	0.			
b From 2005	31,672.			
c From 2006	32,174.			
d From 2007	24,101.			
e From 2008	36,247.			
f Total of lines 3a through e	124,194.			
4 Qualifying distributions for 2009 from Part XII, line 4. ▶ \$ 33,175.				
a Applied to 2008, but not more than line 2a				
b Applied to undistributed income of prior years (Election required – see instructions)				
c Treated as distributions out of corpus (Election required – see instructions)				
d Applied to 2009 distributable amount				
e Remaining amount distributed out of corpus	33,175.			
5 Excess distributions carryover applied to 2009 (If an amount appears in column (d), the same amount must be shown in column (a))				
6 Enter the net total of each column as indicated below:				
a Corpus Add lines 3f, 4c, and 4e Subtract line 5	157,369.			
b Prior years' undistributed income Subtract line 4b from line 2b		0.		
c Enter the amount of prior years' undistributed income for which a notice of deficiency has been issued, or on which the section 4942(a) tax has been previously assessed				
d Subtract line 6c from line 6b Taxable amount – see instructions		0.		
e Undistributed income for 2008 Subtract line 4a from line 2a. Taxable amount – see instructions			0.	
f Undistributed income for 2009 Subtract lines 4d and 5 from line 1 This amount must be distributed in 2010				0.
7 Amounts treated as distributions out of corpus to satisfy requirements imposed by section 170(b)(1)(F) or 4942(g)(3) (see instructions)				
8 Excess distributions carryover from 2004 not applied on line 5 or line 7 (see instructions)	0.			
9 Excess distributions carryover to 2010. Subtract lines 7 and 8 from line 6a	157,369.			
10 Analysis of line 9:				
a Excess from 2005	31,672.			
b Excess from 2006	32,174.			
c Excess from 2007	24,101.			
d Excess from 2008	36,247.			
e Excess from 2009	33,175.			

Part XIV Private Operating Foundations (see instructions and Part VII-A, question 9)

N/A

1 a If the foundation has received a ruling or determination letter that it is a private operating foundation, and the ruling is effective for 2009, enter the date of the ruling ▶

b Check box to indicate whether the foundation is a private operating foundation described in section 4942(j)(3) or 4942(j)(5)

	Prior 3 years				(e) Total
	(a) 2009	(b) 2008	(c) 2007	(d) 2006	
2 a Enter the lesser of the adjusted net income from Part I or the minimum investment return from Part X for each year listed					
b 85% of line 2a					
c Qualifying distributions from Part XII, line 4 for each year listed					
d Amounts included in line 2c not used directly for active conduct of exempt activities					
e Qualifying distributions made directly for active conduct of exempt activities Subtract line 2d from line 2c					
3 Complete 3a, b, or c for the alternative test relied upon					
a 'Assets' alternative test – enter.					
(1) Value of all assets					
(2) Value of assets qualifying under section 4942(j)(3)(B)(i)					
b 'Endowment' alternative test – enter 2/3 of minimum investment return shown in Part X, line 6 for each year listed					
c 'Support' alternative test – enter.					
(1) Total support other than gross investment income (interest, dividends, rents, payments on securities loans (section 512(a)(5)), or royalties)					
(2) Support from general public and 5 or more exempt organizations as provided in section 4942(j)(3)(B)(iii)					
(3) Largest amount of support from an exempt organization					
(4) Gross investment income					

Part XV Supplementary Information (Complete this part only if the organization had \$5,000 or more in assets at any time during the year – see instructions.)

1 Information Regarding Foundation Managers:

a List any managers of the foundation who have contributed more than 2% of the total contributions received by the foundation before the close of any tax year (but only if they have contributed more than \$5,000) (See section 507(d)(2))
N/A

b List any managers of the foundation who own 10% or more of the stock of a corporation (or an equally large portion of the ownership of a partnership or other entity) of which the foundation has a 10% or greater interest
N/A

2 Information Regarding Contribution, Grant, Gift, Loan, Scholarship, etc, Programs:

Check here if the foundation only makes contributions to preselected charitable organizations and does not accept unsolicited requests for funds. If the foundation makes gifts, grants, etc., (see instructions) to individuals or organizations under other conditions, complete items 2a, b, c, and d

a The name, address, and telephone number of the person to whom applications should be addressed
N/A

b The form in which applications should be submitted and information and materials they should include:
N/A

c Any submission deadlines
N/A

d Any restrictions or limitations on awards, such as by geographical areas, charitable fields, kinds of institutions, or other factors
N/A

Part XV Supplementary Information (continued)

3 Grants and Contributions Paid During the Year or Approved for Future Payment

Recipient Name and address (home or business)	If recipient is an individual, show any relationship to any foundation manager or substantial contributor	Foundation status of recipient	Purpose of grant or contribution	Amount
<p><i>a Paid during the year</i> SEE LIST OF RECIPIENTS ATTACHED (EXHIBIT B)</p>	NONE			33,175.
Total				▶ 3a 33,175.
<p><i>b Approved for future payment</i> N/A</p>				
Total				▶ 3b

Schedule B
(Form 990, 990-EZ,
or 990-PF)

Department of the Treasury
Internal Revenue Service

Schedule of Contributors

▶ Attach to Form 990, 990-EZ, or 990-PF

OMB No 1545-0047

2009

Name of the organization

BERDAN SUPPORT FUND

Employer identification number

23-2746616

Organization type (check one).

Filers of:

Form 990 or 990-EZ

Section:

- 501(c)(____) (enter number) organization
 4947(a)(1) nonexempt charitable trust **not** treated as a private foundation
 527 political organization

Form 990-PF

- 501(c)(3) exempt private foundation
 4947(a)(1) nonexempt charitable trust treated as a private foundation
 501(c)(3) taxable private foundation

Check if your organization is covered by the **General Rule** or a **Special Rule**

Note: Only a section 501(c)(7), (8), or (10) organization can check boxes for both the General Rule and a Special Rule. See instructions.

General Rule –

- For an organization filing Form 990, 990-EZ, or 990-PF that received, during the year, \$5,000 or more (in money or property) from any one contributor. (Complete Parts I and II.)

Special Rules –

- For a section 501(c)(3) organization filing Form 990 or 990-EZ, that met the 33-1/3% support test of the regulations under sections 509(a)(1)/170(b)(1)(A)(vi) and received from any one contributor, during the year, a contribution of the greater of (1) \$5,000 or (2) 2% of the amount on (i) Form 990, Part VIII, line 1h or (ii) Form 990-EZ, line 1. Complete Parts I and II.
- For a section 501(c)(7), (8), or (10) organization filing Form 990 or 990-EZ, that received from any one contributor, during the year, aggregate contributions of more than \$1,000 for use *exclusively* for religious, charitable, scientific, literary, or educational purposes, or the prevention of cruelty to children or animals. Complete Parts I, II, and III.
- For a section 501(c)(7), (8), or (10) organization filing Form 990 or 990-EZ, that received from any one contributor, during the year, contributions for use *exclusively* for religious, charitable, etc., purposes, but these contributions did not aggregate to more than \$1,000. If this box is checked, enter here the total contributions that were received during the year for an *exclusively* religious, charitable, etc., purpose. Do not complete any of the parts unless the **General Rule** applies to this organization because it received nonexclusively religious, charitable, etc., contributions of \$5,000 or more during the year. ▶ \$ _____

Caution: An organization that is not covered by the General Rule and/or the Special Rules does not file Schedule B (Form 990, 990-EZ, or 990-PF) but it **must** answer 'No' on Part IV, line 2 of their Form 990, or check the box on line H of its Form 990-EZ, or on line 2 of its Form 990-PF, to certify that it does not meet the filing requirements of Schedule B (Form 990, 990-EZ, or 990-PF).

BAA For Privacy Act and Paperwork Reduction Act Notice, see the Instructions for Form 990, 990-EZ, or 990-PF.

Schedule B (Form 990, 990-EZ, or 990-PF) (2009)

Name of organization

Employer identification number

BERDAN SUPPORT FUND

23-2746616

Part I Contributors (see instructions)

(a) Number	(b) Name, address, and ZIP + 4	(c) Aggregate contributions	(d) Type of contribution
1	ANNAMAE SHERIDAN ----- 22 CEDARWOOD ROAD ----- MENDENHALL PA 19357	\$ 19,822.	Person <input type="checkbox"/> Payroll <input type="checkbox"/> Noncash <input checked="" type="checkbox"/> (Complete Part II if there is a noncash contribution.)
-----	----- ----- -----	\$ -----	Person <input type="checkbox"/> Payroll <input type="checkbox"/> Noncash <input type="checkbox"/> (Complete Part II if there is a noncash contribution.)
-----	----- ----- -----	\$ -----	Person <input type="checkbox"/> Payroll <input type="checkbox"/> Noncash <input type="checkbox"/> (Complete Part II if there is a noncash contribution.)
-----	----- ----- -----	\$ -----	Person <input type="checkbox"/> Payroll <input type="checkbox"/> Noncash <input type="checkbox"/> (Complete Part II if there is a noncash contribution.)
-----	----- ----- -----	\$ -----	Person <input type="checkbox"/> Payroll <input type="checkbox"/> Noncash <input type="checkbox"/> (Complete Part II if there is a noncash contribution.)
-----	----- ----- -----	\$ -----	Person <input type="checkbox"/> Payroll <input type="checkbox"/> Noncash <input type="checkbox"/> (Complete Part II if there is a noncash contribution.)

Name BERDAN SUPPORT FUND Employer Identification Number 23-2746616

Asset Information:

Description of Property SEE STATEMENTS ATTACHED

Date Acquired _____ How Acquired _____
Date Sold _____ Name of Buyer _____
Sales Price _____ Cost or other basis (do not reduce by depreciation) _____
Sales Expense _____ Valuation Method _____
Total Gain (Loss): _____ Accumulation Depreciation: _____

Description of Property _____
Date Acquired _____ How Acquired _____
Date Sold _____ Name of Buyer _____
Sales Price _____ Cost or other basis (do not reduce by depreciation) _____
Sales Expense _____ Valuation Method _____
Total Gain (Loss) _____ Accumulation Depreciation _____

Description of Property _____
Date Acquired _____ How Acquired _____
Date Sold _____ Name of Buyer _____
Sales Price _____ Cost or other basis (do not reduce by depreciation) _____
Sales Expense: _____ Valuation Method _____
Total Gain (Loss) _____ Accumulation Depreciation _____

Description of Property _____
Date Acquired _____ How Acquired: _____
Date Sold _____ Name of Buyer: _____
Sales Price: _____ Cost or other basis (do not reduce by depreciation) _____
Sales Expense: _____ Valuation Method _____
Total Gain (Loss): _____ Accumulation Depreciation: _____

Description of Property: _____
Date Acquired _____ How Acquired _____
Date Sold _____ Name of Buyer: _____
Sales Price _____ Cost or other basis (do not reduce by depreciation) _____
Sales Expense _____ Valuation Method _____
Total Gain (Loss) _____ Accumulation Depreciation _____

Description of Property: _____
Date Acquired: _____ How Acquired _____
Date Sold _____ Name of Buyer _____
Sales Price _____ Cost or other basis (do not reduce by depreciation) _____
Sales Expense _____ Valuation Method _____
Total Gain (Loss): _____ Accumulation Depreciation: _____

Description of Property _____
Date Acquired _____ How Acquired _____
Date Sold _____ Name of Buyer _____
Sales Price: _____ Cost or other basis (do not reduce by depreciation) _____
Sales Expense _____ Valuation Method _____
Total Gain (Loss) _____ Accumulation Depreciation _____

Description of Property _____
Date Acquired _____ How Acquired _____
Date Sold _____ Name of Buyer _____
Sales Price _____ Cost or other basis (do not reduce by depreciation) _____
Sales Expense: _____ Valuation Method _____
Total Gain (Loss) _____ Accumulation Depreciation _____

Form 990-PF, Page 1, Part I, Line 23

Line 23 Stmt

Other expenses:	Rev/Exp Book	Net Inv Inc	Adj Net Inc	Charity Disb
OFFICE EXPENSES	637.			
NEWSPAPER NOTICE	42.			
INCOME TAXES	44.			

Total 723.

Form 990-PF, Page 1, Part I

Line 16b - Accounting Fees

Name of Provider	Type of Service Provided	Amount Paid Per Books	Net Investment Income	Adjusted Net Income	Disbursements for Charitable Purposes
ACCOUNTANT	ACCOUNTING	1,058.			

Total 1,058.

Form 990-PF, Page 1, Part I

Line 16c - Other Professional Fees

Name of Provider	Type of Service Provided	Amount Paid Per Books	Net Investment Income	Adjusted Net Income	Disbursements for Charitable Purposes
WELLS FARGO	ADVISORY FEES	2,064.			

Total 2,064.

2009 BERDAN DISTRIBUTION/GRANTS

Seminarians of the Archdiocese of Philadelphia, PA studying at St. Charles Borromeo Seminary, Wynnewood, PA:

	\$ Amount
Anthony T. Rossi	350
Jeffrey M. Rott	350
Richard J. Smith	350
Michael G. Speziale	350
John R. Weber	350
Sean A. Loomis	350
John P. Stokely	350
Thomas A. Viviano	350
Jonathon J. Dalin	350
James R. DeGrassa	700
Thomas J. Gardner	700
Stephen C. McCarthy	700
Michael J. Pawelko	700
Mathew J. Tralies	700
Kenneth C. Brabazon	700
David M. Friel	700
Christopher P. Landis	700
Harold B. McKale	700
Robert A. Boileau	700
Anthony R. Hangholt	700
Robert A. Ianelli	700
John A. Masson	700
Timothy J. McGuire	700
Thomas P. Whittingham	700

Seminarians of the Diocese of Camden, NJ studying at St. Charles Seminary, Wynnwood, PA; Immaculate Conception Seminary, S. Orange, NJ; Theological College of Catholic University of America, Washington, DC; St. Mary's Seminary and University, Baltimore, MD; Pontifical North American College in Rome:

\$ Amount

Edward Kennedy	700
Anthony Infanti	700
Kevin J. Mohan	700
David Rivera	700
Peter Logue	700

Seminarians of the Diocese of Wilmington, DE studying at St. Mary's Seminary and University, Baltimore, MD; Blessed John XXIII National Seminary, Weston, MA; Immaculate Conception Seminary, S. Orange, NJ; Pontifical North American College in Rome; Pontifical Gregorian University in Rome:

\$ Amount

John C. McVoy, III	350
Lance Martin	350
John Solomon	700
Joseph W. McQuaide, IV	700
Brian Salvatore Lewis	700
Glen Evers	700
Anthony F. Cardone	700
Priests & Seminarians	
Continuing Education Fund	300

Seminarians of the Archdiocese of New York studying at St. Joseph's Seminary-
Dunwoodie, Yonkers, NY; Pontifical North American College in Rome:

	\$ Amount
Fredy Patino	350
Benjamin Weber	350
Jose Soto Hernandez	350
Eugene Ubawike	350
Steven Markontonis	350
Peter Heasley	350
Sandro Leyton	350
Jeffrey Pomeisl	350
Esteban Sanchez	350
Daniel Tuite	350
Casmir Manyonyi	700
 Other:	
Saint Lawrence Seminary Mt. Calvary, WI	75
Conception Abbey & Seminary College, Conception, MO	100
The Pontifical North American College, Rome	150
Mepkin Abbey, Monck's Corner, SC	5000
Handmaids of the Sacred Heart, United States Province, Haverford, PA	2000
TOTAL	\$ 33,175

THE
CAMP
WILCOX
GROUP

PRIVATE WEALTH CONSULTANTS
of Wachovia Securities

3801 Kenners Pike
P.O. Box 3740
Greenville, DE 19807

302-428-8400
866-708-4793
Fax 302-428-8627
stan.wilcox@wachoviasec.com

December 30, 2009

Mrs. Annamae Sheridan
P.O. Box 812
Mendenhall, PA 19357

RE: Gift to Berdan Support Fund

Dear Annamae,

On December 29, 2009 Mrs. Annamae Sheridan gifted the following to Berdan Support Fund:

507.2090 Seligman Communications (SLMCX)

Closing Price \$39.08

\$ 19,822

If you need any additional information, please let us know.

Thank you,

Callie Lopez
Client Associate

DONATIONS
Schedule A

While the information herein has been obtained from sources we believe to be reliable, it's accuracy and completeness are not guaranteed. Transactions requiring tax consideration should be reviewed carefully with your accountant or tax advisor. Wachovia Securities is not a legal tax advisor.

Handmaids of the Sacred Heart of Jesus, United States Province
Development Office
616 Coopertown Road
Haverford, PA 19041
Phone: 610-642-5715
Fax: 610-642-6788



November 17, 2009

Berdan Support Fund
Ms. Annamae B. Sheridan
2 Cedarwood Lane PO Box 812
Mendenhall, PA 19357

Dear Ms. Sheridan,

On behalf of the Handmaids of the Sacred Heart of Jesus, United States Province, please accept my most sincere thanks for the generosity the Berdan Support Fund has extended to the Handmaids. Your generous gift of \$2,000 and your response to the needs of the sisters and their ongoing ministries are deeply appreciated.

As you know, the Handmaids work with Christ to bring healing to people's hearts. Their unified message of peace and reconciliation, their presence in our daily lives, and their hopeful spirit serves as an inspiration to all. Their work is God's work, and it is exemplified in all that they do.

Included with this letter is a recent brochure that gives a brief overview of our ministries. Hopefully, you will glean from this an idea of the vital contributions the Handmaids are making throughout the United States. We will certainly keep you apprised of the activities of the five women currently in formation, and will share with them the generosity you have so willingly shared towards their vocations.

Please know that the invitation to visit one of our local ministries is an open one should you like to see firsthand the works and ministries of the Handmaids. Again, please accept my warmest thanks and God's blessings for your kindness.

Sincerely,

Antonia Romano
Executive Director
Fund Development and Strategy



December 17, 2009

Mrs. Annamae Berenato
P.O.Box 812
Mendenhall, PA 19357

Dear Mrs. Berenato,

Thank you for your generous contribution to Mepkin Abbey in the amount of \$5,000.00 on 12/14/2009. Your most kind response to our annual appeal is very much needed and appreciated. We are particularly grateful for your gift in the economic climate in which many are finding it necessary to be more careful in choosing to share their resources.

As you know, the abbot is away for a sabbatical to regroup, but he is thankful for your generosity as well and is keeping all of us in his prayers. We, at the monastery, are counting ourselves blessed to have the privilege of living our vocation in this beautiful and peaceful setting and to have a number of men knocking at the door asking if they may spend time with us to discern if they are called to share our life of prayer and hospitality.

Your goodness to us makes this not only possible but a reality. And so as we stop our "doing" seven times a day to gather together to pray, we hold you in our hearts before God asking God to attend to your needs and intentions and thanking God for your goodness to us.

Please know we feel fortunate when you can come to Mepkin to have some time in quiet reflection in admiration of God's grandeur in this "serene and lovely" part of God's creation and to be at prayer with us.

Wishing you God's peace,

With deep appreciation,

Father Kevin

Father Kevin, O.C.S.O.
Prior

*Many thanks!
We pray you have a
Blessed Christmas!*

Mepkin Abbey is listed in the Official Catholic Directory, so is designated as a 501 (c) 3 non-profit organization by the Internal Revenue Service. There were no goods or services received in exchange for your generous gift.

1098 Mepkin Abbey Road, Moncks Corner, South Carolina 29461 Tel 843 761 8509 Fax
843 761 6719
www.mepkinabbey.org

St. Joseph on the Brandywine

10 OLD CHURCH ROAD • GREENVILLE, DELAWARE 19807-3096
PHONE (302) 658-7017 • FAX (302) 428-0639

May 5, 2009

Miss Annamae Sheridan

Dear Parishioner:

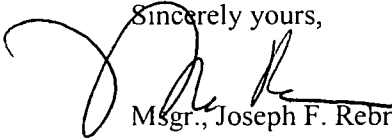
Thank you for your check as charitable contribution in the amount of \$300 payable to St. Joseph on the Brandywine dated April 12, 2009.

Your generous donation enables us to continue to build up our kingdom within our faith community.

I am pleased to state that no goods nor services were provided by St. Joseph's in consideration of this contribution. Your contribution is tax-deductible to the extent allowed by law

Be assured of prayerful remembrance for you and your family.

Sincerely yours,



Msgr., Joseph F. Rebmman, V. G.
Pastor





3801 Kennett Pike
P.O. Box 3740
Greenville, DE 19807

302-428-8400
866-708-4793
Fax 302-428-8627
stan.wilcox@wachoviasec.com

December 30, 2009

Mrs. Annamae Sheridan
P.O. Box 812
Mendenhall, PA 19357

RE: Gift to Berdan Support Fund

Dear Annamae,

On December 29, 2009 Mrs. Annamae Sheridan gifted the following to Berdan Support Fund:

507.2090 Seligman Communications (SLMCX)

Closing Price \$39.08

If you need any additional information, please let us know.


Thank you,

Callie Lopez
Client Associate

While the information herein has been obtained from sources we believe to be reliable, it's accuracy and completeness are not guaranteed. Transactions requiring tax consideration should be reviewed carefully with your accountant or tax advisor. Wachovia Securities is not a legal tax advisor.

2009 ENHANCED SUMMARY

Your Financial Advisor :
 CAMP WILCOX GROUP
 3801 KENNETT PIKE
 POST OFFICE BOX 3740
 GREENVILLE DE 19807
 302-428-8400 / 866-708-4793



This package contains your Year-End Summary of account information. It is provided as a courtesy to you and is for informational purposes only. This information is NOT provided to the IRS.

Enclosed within this package

Year-End Account Summary

Year-End Account Summary3

Proceeds from Broker and Barter Exchange Transactions4

Details of Year End Account Summary5

The information below is for courtesy purposes only, and is not reported to the IRS.

Realized Gain/Loss Summary/Detail17

The activity provided below is for courtesy purposes only, and is not reported to the IRS. If you receive an amended form, the Annual Statement Information will not be included. BE SURE TO RETAIN THIS FOR FUTURE USE.

Annual Statement Information

Summary Page20

Activity Detail21

002398 03 3DG 18 ***AUTO**3-DIGIT 193
 BERDAN SUPPORT FUND
 P.O. BOX 812
 MENDENHALL PA 19357-0812



Wells Fargo Advisors (WFA) is the trade name used by two separate, registered broker-dealers and non-bank affiliates of Wells Fargo & Company, providing certain retail securities brokerage services Wells Fargo Advisors, LLC and Wells Fargo Advisors Financial Network, LLC (WFAFN), Members SIPC. Any other referenced entity is a separate entity from WFA. Accounts carried by First Clearing, LLC

We are not a legal or tax advisor. However, our advisors will be glad to work with you, your accountant, tax advisor and/or attorney to help you meet your financial goals.

Investment and insurance products:


NOT FDIC-insured	NO Bank Guarantee	MAY Lose Value
------------------	-------------------	----------------

THIS PAGE IS INTENTIONALLY LEFT BLANK



2009 ENHANCED SUMMARY

As of Date: 2/05/10



Account Number: 8358-7002
 BERDAN SUPPORT FUND
 P.O. BOX 812
 MENDENHALL PA 19357-0812

Your Financial Advisor :
 CAMP WILCOX GROUP
 3801 KENNETT PIKE
 POST OFFICE BOX 3740
 GREENVILLE DE 19807
 302-428-8400 / 866-708-4793

Year-End Account Summary

This information is NOT provided to the Internal Revenue Service, but is being provided to you for courtesy purposes. Please consult with your Financial Advisor or tax advisor regarding specific questions.

Summary of Dividends and Distributions

Box	Amount
1a Total Ordinary Dividends	1,198.51
1b Qualified Dividends	1,198.51
2a Total Capital Gain Distributions	0.00
2b Unrecaptured Sec. 1250 Gain	0.00
2c Section 1202 Gain	0.00
2d Collectibles (28%) Gain	0.00
3 Nondividend Distributions	0.00
4 Federal Income Tax Withheld	0.00
5 Investment Expenses	0.00
6 Foreign Tax Paid	1.33
7 Foreign Country or U.S. Possession	See Detail Section
8 Cash Liquidation Distributions	0.00
9 Noncash Liquidation Distributions	0.00

Summary of Interest Income

Box	Amount
1 Interest Income	2.77
3 Interest on U.S. Savings Bonds and Treasury Obligations	0.00
4 Federal Income Tax Withheld	0.00
5 Investment Expenses	0.00
6 Foreign Tax Paid	0.00
7 Foreign Country or U.S. Possession	See Detail Section
8 Tax-Exempt Interest	0.00
9 Specified Private Activity Bond Interest	0.00

Summary of Proceeds from Broker and Barter Exchange

Box	Amount
1a Date of Sale or Exchange	See Detail Section
1b CUSIP Number	See Detail Section
2 Gross Proceeds Less Commissions and Option Premiums	9,864.69
4 Federal Income Tax Withheld	0.00
5 Number of Shares Exchanged	Not Applicable
6 Classes of Stock Exchanged	Not Applicable
7 Description	See Detail Section
12 Cannot Take Loss on Amount in Box 2 if Box is Checked	Not Applicable

2009 ENHANCED SUMMARY

As of Date: 2/05/10

Your Financial Advisor :
 CAMP WILCOX GROUP
 3801 KENNETT PIKE
 POST OFFICE BOX 3740
 GREENVILLE DE 19607
 302-428-8400 / 866-708-4793

Account Number: 8358-7002
 BERDAN SUPPORT FUND

Year-End Account Summary

This information is NOT provided to the Internal Revenue Service, but is being provided to you for courtesy purposes. Please consult with your Financial Advisor or tax advisor regarding specific questions.


Proceeds from Broker and Barter Exchange Transactions

Description (Box 7)	Cusip (Box 1b)	Price	Quantity	Trade Date (Box 1a)	Amount	Box	Transaction Description	Cost Basis Factor
CISCO SYSTEMS INC	17275R102	21.43360	30.00000	08/13/2009	642.99	2	SALE	
CITIGROUP INC	172967101	1.59000	33.00000	03/11/2009	52.46	2	SALE	
COMCAST CORP CL A SPL NEW	20030N200	14.02820	70.00000	05/19/2009	981.94	2	SALE	
CONOCOPHILLIPS	20825C104	43.50880	50.00000	08/20/2009	2,175.38	2	SALE	
GRUPO TELEVIS A S A DE CV GLOBAL DEP RCPT REP ADR 144A PARTN CTF	40049J206	20.25970	30.00000	10/23/2009	607.77	2	SALE	
H & R BLOCK INC	093671105	17.90120	20.00000	04/01/2009	358.01	2	SALE	
JPMORGAN CHASE & CO	46625H100	23.07440	55.00000	01/23/2009	1,269.08	2	SALE	
MERCK & CO INC NEW	58933Y105	0.00000	0.60200	11/05/2009	19.57	2	CASH IN LIEU	
MICROSOFT CORP	594918104	23.57000	15.00000	06/18/2009	353.54	2	SALE	
MICROSOFT CORP	594918104	26.60310	10.00000	10/21/2009	266.02	2	SALE	
PHILIP MORRIS INTERNATIONAL INC	718172109	33.92250	45.00000	02/27/2009	1,526.50	2	SALE	
SCHERING PLOUGH CORP	806605101	0.00000	25.39800	11/06/2009	630.00	2	REDEMPTION	
TYCO ELECTRONICS LTD	G9144P105	10.76200	17.00000	03/24/2009	182.94	2	SALE	
UNITEDHEALTH GROUP INC	91324P102	31.94070	25.00000	12/16/2009	798.49	2	SALE	
TOTAL PROCEEDS FROM BROKER AND BARTER EXCHANGE								2
								9,864.69



2009 ENHANCED SUMMARY

As of Date: 2/05/10



Account Number: 8358-7002
BERDAN SUPPORT FUND

Your Financial Advisor :
CAMP WILCOX GROUP
3801 KENNETT PIKE
POST OFFICE BOX 3740
GREENVILLE DE 19807
302-428-8400 / 866-708-4793

Details of the Year-End Account Summary

This information is NOT provided to the Internal Revenue Service, but is being provided to you for courtesy purposes. Please consult with your Financial Advisor or tax advisor regarding specific questions.

Tax reporting requirements can create differences with the amounts previously reported in monthly client statements. If you have an investment in a mutual fund, regulated investment company (RIC), real estate investment trust (REIT), or unit investment trust (UIT), some of those issuers provide reclassification information after the original tax form is printed. We will issue an amended form for information received after your original tax forms are generated

Dividends and Distributions

Description	Notes	Payment Date	Ex-Div Date	Activity	Amount	Box	Country
AMERICAN EXPRESS CO	*	02/10/2009	1/07/2009	QUALIFIED DIVIDEND	19.80	1a, 1b	
AMERICAN EXPRESS CO	*	05/08/2009	4/01/2009	QUALIFIED DIVIDEND	19.80	1a, 1b	
AMERICAN EXPRESS CO	*	08/10/2009	6/30/2009	QUALIFIED DIVIDEND	19.80	1a, 1b	
AMERICAN EXPRESS CO	*	11/10/2009	10/30/2009	QUALIFIED DIVIDEND	19.80	1a, 1b	
AMERIPRISE FINANCIAL INC	*	02/20/2009	2/04/2009	QUALIFIED DIVIDEND	3.57	1a, 1b	
AMERIPRISE FINANCIAL INC	*	05/18/2009	4/30/2009	QUALIFIED DIVIDEND	3.57	1a, 1b	
AMERIPRISE FINANCIAL INC	*	08/17/2009	7/30/2009	QUALIFIED DIVIDEND	3.57	1a, 1b	
AMERIPRISE FINANCIAL INC	*	11/16/2009	10/29/2009	QUALIFIED DIVIDEND	3.57	1a, 1b	
BANK NEW YORK MELLON	*	02/03/2009	1/21/2009	QUALIFIED DIVIDEND	14.16	1a, 1b	
BANK NEW YORK MELLON	*	05/11/2009	4/29/2009	QUALIFIED DIVIDEND	5.31	1a, 1b	
BANK NEW YORK MELLON	*	08/11/2009	7/30/2009	QUALIFIED DIVIDEND	5.31	1a, 1b	
BANK NEW YORK MELLON	*	11/10/2009	10/28/2009	QUALIFIED DIVIDEND	5.31	1a, 1b	
BECTON DICKINSON & CO	*	09/30/2009	9/04/2009	QUALIFIED DIVIDEND	3.30	1a, 1b	
BLOCK H & R INC	*	01/02/2009	12/10/2008	QUALIFIED DIVIDEND	9.00	1a, 1b	
BLOCK H & R INC	*	04/01/2009	3/09/2009	QUALIFIED DIVIDEND	9.00	1a, 1b	
BLOCK H & R INC	*	07/01/2009	6/08/2009	QUALIFIED DIVIDEND	6.00	1a, 1b	

2009 ENHANCED SUMMARY

As of Date: 2/05/10

Your Financial Advisor :
 CAMP WILCOX GROUP
 3801 KENNETT PIKE
 POST OFFICE BOX 3740
 GREENVILLE DE 19807
 302-428-8400 / 866-708-4793



Account Number: 8358-7002
 BERDAN SUPPORT FUND


Details of the Year-End Account Summary

Dividends and Distributions *Continued*

Description	Notes	Payment Date	Ex-Div Date	Activity	Amount	Box	Country
COSTCO WHSL CORP NEW	*	11/06/2009	10/21/2009	QUALIFIED DIVIDEND	17.10	1a, 1b	
CVS CAREMARK CORP	*	02/03/2009	1/21/2009	QUALIFIED DIVIDEND	5.19	1a, 1b	
CVS CAREMARK CORP	*	05/04/2009	4/20/2009	QUALIFIED DIVIDEND	5.19	1a, 1b	
CVS CAREMARK CORP	*	08/03/2009	7/21/2009	QUALIFIED DIVIDEND	5.19	1a, 1b	
CVS CAREMARK CORP	*	11/03/2009	10/20/2009	QUALIFIED DIVIDEND	5.19	1a, 1b	
DEVON ENERGY CORP NEW	*	03/31/2009	3/12/2009	QUALIFIED DIVIDEND	7.20	1a, 1b	
DEVON ENERGY CORP NEW	*	06/30/2009	6/11/2009	QUALIFIED DIVIDEND	7.20	1a, 1b	
DEVON ENERGY CORP NEW	*	09/30/2009	9/11/2009	QUALIFIED DIVIDEND	7.20	1a, 1b	
DEVON ENERGY CORP NEW	*	12/31/2009	12/11/2009	QUALIFIED DIVIDEND	7.20	1a, 1b	
DIAGEO PLC	*	04/14/2009	3/04/2009	QUALIFIED DIVIDEND	20.48	1a, 1b	UK
DIAGEO PLC	*	10/23/2009	9/09/2009	QUALIFIED DIVIDEND	36.14	1a, 1b	UK
DUN & BRADSTREET CORP	*	03/20/2009	3/04/2009	QUALIFIED DIVIDEND	3.40	1a, 1b	
DUN & BRADSTREET CORP	*	06/15/2009	5/27/2009	QUALIFIED DIVIDEND	3.40	1a, 1b	
DUN & BRADSTREET CORP	*	09/14/2009	8/27/2009	QUALIFIED DIVIDEND	3.40	1a, 1b	
DUN & BRADSTREET CORP	*	12/11/2009	11/24/2009	QUALIFIED DIVIDEND	3.40	1a, 1b	
EOG RESOURCES INC	*	01/30/2009	1/14/2009	QUALIFIED DIVIDEND	4.73	1a, 1b	
EOG RESOURCES INC	*	04/30/2009	4/14/2009	QUALIFIED DIVIDEND	5.08	1a, 1b	
EOG RESOURCES INC	*	07/31/2009	7/15/2009	QUALIFIED DIVIDEND	5.08	1a, 1b	
EOG RESOURCES INC	*	10/30/2009	10/14/2009	QUALIFIED DIVIDEND	5.08	1a, 1b	
GRUPO TV SA DE CV GLOBAL	*	06/08/2009	5/26/2009	QUALIFIED DIVIDEND	42.55	1a, 1b	MX
GRUPO TV SA DE CV GLOBAL	*	12/28/2009	12/17/2009	QUALIFIED DIVIDEND	17.91	1a, 1b	MX

2009 ENHANCED SUMMARY

As of Date: 2/05/10



Account Number: 8358-7002
BERDAN SUPPORT FUND

Your Financial Advisor :
CAMP WILCOX GROUP
3801 KENNETT PIKE
POST OFFICE BOX 3740
GREENVILLE DE 19807
302-428-8400 / 866-708-4793

Details of the Year-End Account Summary

Dividends and Distributions Continued

Description	Notes	Payment Date	Ex-Div Date	Activity	Amount	Box	Country
MERCK & CO INC	*	10/01/2009	9/02/2009	QUALIFIED DIVIDEND	7.60	1a, 1b	
MICROSOFT CORP	*	03/12/2009	2/17/2009	QUALIFIED DIVIDEND	12.87	1a, 1b	
MICROSOFT CORP	*	06/18/2009	5/19/2009	QUALIFIED DIVIDEND	12.87	1a, 1b	
MICROSOFT CORP	*	09/10/2009	8/18/2009	QUALIFIED DIVIDEND	10.92	1a, 1b	
MICROSOFT CORP	*	12/10/2009	11/17/2009	QUALIFIED DIVIDEND	9.62	1a, 1b	
MOODY'S CORP	*	03/10/2009	2/18/2009	QUALIFIED DIVIDEND	2.50	1a, 1b	
MOODY'S CORP	*	06/10/2009	5/18/2009	QUALIFIED DIVIDEND	2.50	1a, 1b	
MOODY'S CORP	*	09/10/2009	8/18/2009	QUALIFIED DIVIDEND	2.50	1a, 1b	
MOODY'S CORP	*	12/10/2009	11/18/2009	QUALIFIED DIVIDEND	2.50	1a, 1b	
NEWS CORP INC-CL A	*	04/15/2009	3/09/2009	QUALIFIED DIVIDEND	6.30	1a, 1b	
NEWS CORP INC-CL A	*	10/14/2009	9/04/2009	QUALIFIED DIVIDEND	6.30	1a, 1b	
OCCIDENTAL PETE CORP	*	01/15/2009	12/08/2008	QUALIFIED DIVIDEND	17.60	1a, 1b	
OCCIDENTAL PETE CORP	*	04/15/2009	3/06/2009	QUALIFIED DIVIDEND	17.60	1a, 1b	
OCCIDENTAL PETE CORP	*	07/15/2009	6/08/2009	QUALIFIED DIVIDEND	18.15	1a, 1b	
OCCIDENTAL PETE CORP	*	10/15/2009	9/08/2009	QUALIFIED DIVIDEND	18.15	1a, 1b	
PFIZER INCORPORATED	*	06/02/2009	5/06/2009	QUALIFIED DIVIDEND	7.20	1a, 1b	
PFIZER INCORPORATED	*	09/02/2009	8/05/2009	QUALIFIED DIVIDEND	7.20	1a, 1b	
PFIZER INCORPORATED	*	12/01/2009	11/04/2009	QUALIFIED DIVIDEND	7.20	1a, 1b	
PHILIP MORRIS INTL INC	*	01/09/2009	12/23/2008	QUALIFIED DIVIDEND	35.10	1a, 1b	
PHILIP MORRIS INTL INC	*	04/09/2009	3/23/2009	QUALIFIED DIVIDEND	10.80	1a, 1b	
PHILIP MORRIS INTL INC	*	07/10/2009	6/22/2009	QUALIFIED DIVIDEND	10.80	1a, 1b	

2009 ENHANCED SUMMARY

As of Date: 2/05/10

Your Financial Advisor :
 CAMP WILCOX GROUP
 3801 KENNETT PIKE
 POST OFFICE BOX 3740
 GREENVILLE DE 19807
 302-428-8400 / 866-708-4793

Account Number: 8358-7002
 BERDAN SUPPORT FUND

Details of the Year-End Account Summary

Dividends and Distributions Continued

Description	Notes	Payment Date	Ex-Div Date	Activity	Amount	Box	Country
PHILIP MORRIS INTL INC	*	10/09/2009	9/24/2009	QUALIFIED DIVIDEND	11.60	1a, 1b	
PROCTER & GAMBLE CO	*	02/17/2009	1/21/2009	QUALIFIED DIVIDEND	10.00	1a, 1b	
PROCTER & GAMBLE CO	*	05/15/2009	4/22/2009	QUALIFIED DIVIDEND	11.00	1a, 1b	
PROCTER & GAMBLE CO	*	08/17/2009	7/22/2009	QUALIFIED DIVIDEND	11.00	1a, 1b	
PROCTER & GAMBLE CO	*	11/16/2009	10/21/2009	QUALIFIED DIVIDEND	11.00	1a, 1b	
SCHERING PLOUGH CORP	*	02/27/2009	2/04/2009	QUALIFIED DIVIDEND	3.25	1a, 1b	
SCHERING PLOUGH CORP	*	05/26/2009	4/29/2009	QUALIFIED DIVIDEND	3.90	1a, 1b	
SCHERING PLOUGH CORP	*	08/31/2009	8/05/2009	QUALIFIED DIVIDEND	3.90	1a, 1b	
SCHERING PLOUGH CORP	*	11/30/2009	10/22/2009	QUALIFIED DIVIDEND	3.90	1a, 1b	
SEALED AIR CORP NEW	*	03/20/2009	3/04/2009	QUALIFIED DIVIDEND	10.80	1a, 1b	
SEALED AIR CORP NEW	*	06/19/2009	6/03/2009	QUALIFIED DIVIDEND	10.80	1a, 1b	
SEALED AIR CORP NEW	*	09/18/2009	9/02/2009	QUALIFIED DIVIDEND	10.80	1a, 1b	
SEALED AIR CORP NEW	*	12/18/2009	12/02/2009	QUALIFIED DIVIDEND	10.80	1a, 1b	
TEX INSTRUMENTS INC	*	02/09/2009	1/28/2009	QUALIFIED DIVIDEND	8.25	1a, 1b	
TEX INSTRUMENTS INC	*	05/18/2009	4/28/2009	QUALIFIED DIVIDEND	8.25	1a, 1b	
TEX INSTRUMENTS INC	*	08/17/2009	7/29/2009	QUALIFIED DIVIDEND	8.25	1a, 1b	
TEX INSTRUMENTS INC	*	11/16/2009	10/28/2009	QUALIFIED DIVIDEND	9.00	1a, 1b	
TRANSATLANTIC HLDGS INC	*	03/16/2009	2/26/2009	QUALIFIED DIVIDEND	4.18	1a, 1b	
TRANSATLANTIC HLDGS INC	*	06/19/2009	6/03/2009	QUALIFIED DIVIDEND	4.18	1a, 1b	
TRANSATLANTIC HLDGS INC	*	09/17/2009	9/01/2009	QUALIFIED DIVIDEND	4.40	1a, 1b	
TRANSATLANTIC HLDGS INC	*	12/04/2009	11/18/2009	QUALIFIED DIVIDEND	4.40	1a, 1b	




2009 ENHANCED SUMMARY

As of Date: 2/05/10

Your Financial Advisor :
 CAMP WILCOX GROUP
 3801 KENNETT PIKE
 POST OFFICE BOX 3740
 GREENVILLE DE 19807
 302-428-8400 / 866-708-4793

Account Number: 8358-7002
 BERDAN SUPPORT FUND



Details of the Year-End Account Summary

Dividends and Distributions *Continued*

Description	Notes	Payment Date	Ex-Div Date	Activity	Amount	Box	Country
TYCO ELECTRONICS LTD	*	02/03/2009	1/09/2009	QUALIFIED DIVIDEND	2.72	1a, 1b	BD
TYCO INTERNATIONAL LTD	*	05/28/2009	4/28/2009	QUALIFIED DIVIDEND	2.47	1a, 1b	SZ
TYCO INTERNATIONAL LTD	*	08/26/2009	7/29/2009	QUALIFIED DIVIDEND	2.58	1a, 1b	SZ
TYCO INTERNATIONAL LTD	*	11/24/2009	10/28/2009	QUALIFIED DIVIDEND	2.71	1a, 1b	SZ
TYCO INTL LTD	*	02/02/2009	12/31/2008	QUALIFIED DIVIDEND	2.40	1a, 1b	BD
UNITEDHEALTH GROUP	*	04/16/2009	3/31/2009	QUALIFIED DIVIDEND	0.75	1a, 1b	
VULCAN MATERIALS COMPANY	*	09/10/2009	2/25/2009	QUALIFIED DIVIDEND	4.90	1a, 1b	
VULCAN MATERIALS COMPANY	*	06/10/2009	5/21/2009	QUALIFIED DIVIDEND	4.90	1a, 1b	
VULCAN MATERIALS COMPANY	*	09/10/2009	8/24/2009	QUALIFIED DIVIDEND	2.50	1a, 1b	
VULCAN MATERIALS COMPANY	*	12/10/2009	11/23/2009	QUALIFIED DIVIDEND	2.50	1a, 1b	
WELLS FARGO COMPANY	*	03/02/2009	2/04/2009	QUALIFIED DIVIDEND	44.20	1a, 1b	
WELLS FARGO COMPANY	*	06/01/2009	5/06/2009	QUALIFIED DIVIDEND	8.00	1a, 1b	
WELLS FARGO COMPANY	*	09/01/2009	8/05/2009	QUALIFIED DIVIDEND	8.00	1a, 1b	
WELLS FARGO COMPANY	*	12/01/2009	11/04/2009	QUALIFIED DIVIDEND	8.00	1a, 1b	
TOTAL ORDINARY DIVIDENDS (INCLUDING QUALIFIED DIVS AND SHORT TERM CAP GAINS)					1,198.51	1a	
TOTAL QUALIFIED DIVIDENDS					1,198.51	1b	
CDA NATURAL RES LTD		01/02/2009		FOREIGN TAX	-0.31	6,7	CA
CDA NATURAL RES LTD		04/01/2009		FOREIGN TAX	-0.31	6,7	CA
CDA NATURAL RES LTD		07/02/2009		FOREIGN TAX	-0.34	6,7	CA
CDA NATURAL RES LTD		10/01/2009		FOREIGN TAX	-0.37	6,7	CA
TOTAL FOREIGN TAX PAID					-1.33	6	

2009 ENHANCED SUMMARY

As of Date: 2/05/10

Your Financial Advisor :
 CAMP WILCOX GROUP
 3801 KENNETT PIKE
 POST OFFICE BOX 3740
 GREENVILLE DE 19807
 302-428-8400 / 866-708-4793


Account Number: 8358-7002
BERDAN SUPPORT FUND

Details of the Year-End Account Summary

* The "ex-dividend" date information displayed for qualified dividends are to assist you with holding period calculations First Clearing, LLC does not certify all dates are accurate.


Interest Income

Date	Description	Notes	Activity	Amount	Box	Country
01/30/09	BANK DEPOSIT SWEEP		INTEREST	0.48	1	
02/27/09	BANK DEPOSIT SWEEP		INTEREST	0.28	1	
03/31/09	BANK DEPOSIT SWEEP		INTEREST	0.32	1	
04/30/09	BANK DEPOSIT SWEEP		INTEREST	0.23	1	
05/29/09	BANK DEPOSIT SWEEP		INTEREST	0.14	1	
06/30/09	BANK DEPOSIT SWEEP		INTEREST	0.14	1	
07/31/09	BANK DEPOSIT SWEEP		INTEREST	0.14	1	
08/31/09	BANK DEPOSIT SWEEP		INTEREST	0.16	1	
09/30/09	BANK DEPOSIT SWEEP		INTEREST	0.23	1	
10/30/09	BANK DEPOSIT SWEEP		INTEREST	0.20	1	
11/30/09	BANK DEPOSIT SWEEP		INTEREST	0.22	1	
12/31/09	BANK DEPOSIT SWEEP		INTEREST	0.23	1	
TOTAL INTEREST INCOME NOT INCLUDED IN BOX 3				2.77	1	



2009 ENHANCED SUMMARY

As of Date: 2/05/10



Account Number: 8358-7002
BERDAN SUPPORT FUND

Your Financial Advisor :
CAMP WILCOX GROUP
3801 KENNETT PIKE
POST OFFICE BOX 3740
GREENVILLE DE 19807
302-428-8400 / 866-708-4793

Details of the Year-End Account Summary

Any references below to adjusted gross income (AGI) are generally applicable only to individuals, trusts and estates subject to income tax reporting requirements. Always consult with your tax advisor or tax department.

Miscellaneous Activity Summary

Line Ref	Type	Amount
1	Margin Debit Interest	0.00
2	Municipal Bonds - OID Not Subject to AMT	0.00
3	Municipal Bonds - OID Subject to AMT	0.00
4	Expenses Subject to 2% of Adjusted Gross Income	0.00
5	Expenses Not Subject to 2% Adjusted Gross Income	0.00
6	Widely Held Fixed Investment Trusts - Other Items	See Detail
7	Master Limited Partnership Distributions	0.00
8	Investment Expense Withheld from Tax-Exempt Income	0.00
9	Federally Non-reportable Dividends and Interest	0.00
10	Accrued Interest on Purchases	0.00
11	Federal Tax Exempt Accrued Interest on Purchases	0.00
12	Other Supplementary Information	0.00
13	Option Premiums	0.00
14	Advisory Fees	1,568.31
15	American Depository Receipt (ADR) Fees	0.00

Miscellaneous Activity Detail

Description	Notes	Date	Activity	Amount	Line Ref
INV CONSULT FEE		01/09/2009	ADVISORY FEES	-387.88	14
INV CONSULT FEE		04/09/2009	ADVISORY FEES	-332.69	14

2009 ENHANCED SUMMARY

As of Date: 2/05/10

Your Financial Advisor :
 CAMP WILCOX GROUP
 3801 KENNETT PIKE
 POST OFFICE BOX 3740
 GREENVILLE DE 19807
 302-428-8400 / 866-708-4793

Account Number: 8358-7002
 BERDAN SUPPORT FUND

Details of the Year-End Account Summary


Miscellaneous Activity Detail *Continued*

Description	Notes	Date	Activity	Amount	Line Ref
MASTERS FEE		07/10/2009	ADVISORY FEES	-394.44	14
MASTERS FEE		10/09/2009	ADVISORY FEES	-453.30	14
TOTAL ADVISORY FEES				-1,568.31	14

Purchase Activity Detail

Description	Cusip	Date	Activity	Quantity	Price	Amount
AGILENT TECH INC	00846U101	02/20/2009	PURCHASE	20.00000	15.22140	-304.43
BANK NEW YORK MELLON	064058100	12/17/2009	PURCHASE	25.00000	26.80550	-670.14
BECTON DICKINSON & CO	075887109	06/15/2009	PURCHASE	10.00000	67.25000	-672.50
BED BATH & BEYOND INC	075896100	10/26/2009	PURCHASE	15.00000	36.05520	-540.83
CONOCOPHILLIPS	20825C104	03/12/2009	PURCHASE	5.00000	36.49580	-182.48
CVS CAREMARK CORP	126650100	12/29/2009	PURCHASE	10.00000	32.54620	-325.46
DISNEY WALT COMPANY	254687106	12/21/2009	PURCHASE	25.00000	32.39940	-809.99
GOOGLE INC CL A	38259P508	01/15/2009	PURCHASE	1.00000	291.53390	-291.53
JOHNSON & JOHNSON	478160104	03/05/2009	PURCHASE	5.00000	47.85670	-239.28
JOHNSON & JOHNSON	478160104	09/24/2009	PURCHASE	14.00000	60.72780	-850.19
MERCK & CO INC	589331107	03/18/2009	PURCHASE	20.00000	26.68620	-533.72
PFIZER INCORPORATED	717081103	03/04/2009	PURCHASE	45.00000	12.60190	-567.09
SCHERING PLOUGH CORP	806605101	02/27/2009	PURCHASE	10.00000	17.12090	-171.21
WELLS FARGO COMPANY	949746101	01/26/2009	PURCHASE	50.00000	16.03300	-801.65
WELLS FARGO COMPANY	949746101	03/06/2009	PURCHASE	30.00000	8.52480	-255.74





IMPORTANT INFORMATION - PLEASE READ THIS PAGE

The following pages are NOT tax forms and NONE of this information is provided to the Internal Revenue Service. The information is provided to you for courtesy purposes only to assist with completing your federal, state or local tax return. Consult with your Tax Advisor for more information.

If we must issue an amended form because of receipt of dividend reclassification or other changes after your original tax package was printed, please note the following:

- * The amended Summary form will include the Realized Gain/Loss Summary and the information may include updates if adjustments are made prior to the amendment being issued.
- * The Annual Statement Information is provided only for select accounts. This information will NOT be provided again with an amended form. Be sure to keep the Annual Statement pages for future use.

Wells Fargo Advisors (WFA) is the trade name used by two separate, registered broker-dealers and non-bank affiliates of Wells Fargo & Company, providing certain retail securities brokerage services: Wells Fargo Advisors, LLC and Wells Fargo Advisors Financial Network, LLC (WFAFN), Members SIPC. Any other referenced entity is a separate entity from WFA. Accounts carried by First Clearing, LLC.

We are not a legal or tax advisor. However, our advisors will be glad to work with you, your accountant, tax advisor and/or attorney to help you meet your financial goals.

* Investment and insurance products:

NOT FDIC-Insured	NO Bank Guarantee	MAY Lose Value
------------------	-------------------	----------------

General instructions and disclosures

About this statement

- **Clearing services**
- First Clearing, LLC ("FCC"), an indirect majority owned subsidiary of Wells Fargo & Company, is a clearing broker-dealer registered with the Securities and Exchange Commission ("SEC") and is a member of the New York Stock Exchange ("NYSE"), the Financial Industry Regulatory Authority ("FINRA") and all principal U.S. exchanges. FCC carries your account and acts as your custodian for funds and securities deposited with us directly by you, through our affiliated broker dealer, Wells Fargo Advisors, LLC ("Wells Fargo Advisors") or as a result of transactions we process for your account. Twice a year, FCC publishes on its web site www.firstclearingllc.com a statement of the firm's financial condition. Alternatively, a printed statement is available to you upon request. Unless and until we receive written notice from you to the contrary, FCC may, without inquiry or investigation, accept from Wells Fargo Advisors (i) orders for the purchase or sale of securities for your account on margin or otherwise, and (ii) any other instructions concerning your account.

Trade date statement

- All activity and positions on this statement are shown as of the date a trade is entered on the brokerage trading system (i.e. the trade date). Proceeds from the sale of securities and costs for the purchase of securities are not transacted through your account until the actual settlement date of the trade, which may be up to three business days after the trade date (or longer for certain securities with an extended settlement date).

Pricing of securities

- Securities prices reflected on your statement may vary from actual liquidation value. Prices shown are provided by outside quotation services which we believe to be reliable but due to the nature of market data the accuracy of such prices cannot be guaranteed, or in the absence of such pricing, are estimated by Wells Fargo Advisors using available information and its judgment. Such estimates may not reflect actual trades and do not reflect a commitment by the firm to buy or sell at those prices. Securities listed on a national exchange such as the NYSE or Nasdaq Stock Market are priced as of the close of the statement period. Unlisted shares may be valued at the current lowest published "bid-price", and, if none exists, the last reported transaction if occurring within the last 45 days. Prices of securities not actively traded may not be available and are indicated by "N/A." Corporate and municipal bonds and other fixed income securities are priced by a computerized pricing service or, for less actively traded issues, by utilizing a yield-based matrix system to arrive at an estimated market value. Listed options are priced based on the closing "bid-ask" prices and the last reported trade. Mutual fund shares are priced at net asset value. Shares of direct participation program ("DPP") and real estate investment trust ("REIT") securities that are not listed on a national exchange are generally illiquid. Because no formal trading market may exist for these investments, their values are estimated. Unless otherwise indicated, the values shown for DPP and REIT securities have been provided by the management of each program and represent that management's estimate of the investor's interest in the net assets of the program. See statement sections for additional pricing information. Prices for hedge funds and certain managed futures funds are provided on a month delay basis. Other managed futures funds may be priced more frequently. Long-term certificates of deposit (maturity beyond one year from date of issue) are priced using a market value pricing model. Generally, the sale or redemption price of your securities may be higher or lower than the prices shown on your statement. For an actual quote, speak to Your Financial Advisor.

Estimated Annual Income/Yield

- Estimated Annual Income (EAI), when available, reflects the estimated amount you would earn on a security if your current position and its related income remained constant for a year. Estimated Annual Yield (EAY), when available, reflects the current estimated annual income divided by the current value of the security as of the statement closing date. EAI and EAY are estimates and the actual income and yield might be lower or higher than the estimated amounts. EAY reflects only the income generated by an investment. It does not reflect changes in its price, which may fluctuate.

- The information used to derive these estimates is obtained from various outside vendors; FCC and our Firm are not responsible for incorrect or missing estimated annual income and yields. Past performance is not a guarantee of future results.

Income summary

The income summary displays all income as recorded in the tax system as of period end date. The totals in the Cash flow snapshot may not match the totals in the Income snapshot due to reclassifications or other corrections made in the tax system. Remember, you may have certain products that are not included in these figures and whose income is only available on the tax forms sent to you at year-end. Reclassifications and other tax reporting requirements may alter these numbers both during and after year end. You should rely only on tax reporting documents. Contact your tax advisor if you have any questions about the tax consequences of your brokerage activity

About your rights and responsibilities

Questions and complaints about Your Account

This account statement contains important information about your brokerage account, including recent transactions. All account statements sent to you shall be deemed complete and accurate if not objected to in writing within ten days of receipt. We encourage you to review the details in this statement. If you do not understand any of the information in your statement or if you believe there are any inaccuracies or discrepancies in your statement, you should promptly report them to both FCC and to the manager of the Wells Fargo Advisors office listed on the front of your statement. To further protect your rights, including any rights under the Securities Investor Protection Act, any verbal communications with either your Wells Fargo Advisors office or with FCC should be re-confirmed in writing. Inquiries or complaints about your account statement, including the positions and balances in your account, may be directed to Wells Fargo Advisors Client Services at (866) 887-2402 or First Clearing Client Services at ATTN: MO3630, 1 N. Jefferson Ave, St. Louis, MO 63103, (800)727-0304.

Public Disclosure: You may reach FINRA by calling the FINRA Regulation Public Disclosure Program Hotline at (800) 289-9999 or by visiting FINRA Regulation online at www.finra.org. A brochure describing the FINRA Regulation Public Disclosure Program is also available from the FINRA upon request.

SIPC protection

Securities and cash in client accounts have two sources of protection. Wells Fargo Advisors is a member of the Securities Investor Protection Corporation (SIPC). SIPC protects the clients of its member firms against the loss of their securities in the event of the member's insolvency and liquidation. Each client is insured up to a maximum of \$500,000 (including \$100,000 for claims for cash). For more information on SIPC coverage, please see the explanatory brochure at www.sipc.org or contact SIPC at (202) 371-8300. In addition, Wells Fargo Advisors maintains a program of excess protection. This additional insurance coverage is provided through London Underwriters (led by Lloyd's of London Syndicate) ("Lloyd's"). For clients who have received the full SIPC payout limit, Wells Fargo Advisors' policy with Lloyd's provides additional coverage above the SIPC limits for any missing securities and cash in client brokerage accounts up to a firm aggregate limit of \$1 billion (including up to \$1.9 million for cash per client). SIPC and the additional protection do not insure the quality of investments or protect against losses from fluctuating market value.

Investor education

Wells Fargo Advisors publishes on its web site www.wellsfargoadvisors.com information on topics of interest to investors as well as market commentary and economic analysis. Wells Fargo Advisors has also developed numerous investor education guides to provide you with important information regarding the products and services we offer. These guides may be found under the "Investor Education" tab.

Free credit balances

Free credit balances are not segregated and may be used by FCC in the operation of its business in accordance with 17CFR Section 240.15c3-2 & -3 under the Securities and Exchange Act of 1934. You have the right to receive in any of your accounts, any free credit balances to which you are entitled, open commitments in any of your accounts, any free credit balances to which you are entitled.

Investment objectives/Risk tolerances

Please inform your Financial Advisor promptly of any material change that might affect your investment objectives, risk tolerances or financial situation.

Tax reporting

We are required by federal law to report annually to you and to the Internal Revenue Service ("IRS") on Form 1099 and 1099B certain interest, dividend income and sales proceeds credited to your account.



Realized Gain/Loss

As of Date: 2/05/10



Account Number: 8358-7002
BERDAN SUPPORT FUND

Important Realized Gain/Loss Information

This information is provided for courtesy purposes only. Each individual taxpayer should consult with a tax advisor as to any additional reporting requirements or adjustments. NO COST BASIS OR REALIZED GAIN/LOSS INFORMATION IS PROVIDED TO THE IRS, NOR IS THIS INFORMATION VERIFIED OR GUARANTEED BY FIRST CLEARING, LLC TO BE ACCURATE FOR EACH TAXPAYER'S UNIQUE REPORTING REQUIREMENTS. THEREFORE, YOU SHOULD NEVER ASSUME THIS STATEMENT IS ACCURATE IN LIEU OF COMPLETING SCHEDULE D OF YOUR TAX RETURN AND CONSULTING WITH YOUR TAX ADVISOR.

Federal tax reporting requirements will create differences between the information presented here and what appears on your Form 1099-B, including but not limited to the following situations:

- * Cost basis for many fixed income tax lots has been amortized (for securities purchased at a premium) or accreted (for securities purchased at a discount), when possible, for applicable securities. For securities that were purchased at an Original Issue Discount (OID), only those positions whose cost basis has been adjusted will reflect the impacts of the OID accruals on the original cost basis. The original issue discount amount reported on your Form 1099-OID is not adjusted for market discount, acquisition premium or bond premium. Therefore, the amortization and accretion adjustments used on this statement may not be consistent with the Form 1099-OID amount because the reporting requirements on the Form 1099-OID are different.
- * The Original Price represents the unadjusted price of the security. The Original Price can be used to calculate the original unadjusted cost of the security.
- * Short sales are reportable on Form 1099-B before the position is closed.
- * Implicit redemptions by the issuer of a structured product are reportable on Form 1099-B, but will not appear on the Realized Gain/Loss Statement if that implicit redemption did not result in a closed tax lot at that time.
- * Securities subject to marked to market reporting requirements for those investors are not included here nor is that information available on our systems.
- * Long-term capital gains reported by a RIC or REIT appear on Form 1099-DIV only, as noted in the instructions for that form.
- * Lots closed due to transfers or journals will not be reflected in the Realized Gain/Loss Statement, or on the Form 1099-B.

Realized Gain/Loss Summary

	THIS YEAR GAIN	THIS YEAR LOSS	THIS YEAR NET
Short term	421.77	0.00	421.77
Long term	618.13	-4,115.21	-3,497.08
Total - Realized Gain/Loss	\$1,039.90	-4,115.21	-\$3,075.31

Realized Gain/Loss

As of Date: 2/05/10

Account Number: 8358-7002
BERDAN SUPPORT FUND


Realized Gain/Loss Detail for Year

Short Term	DESCRIPTION	QUANTITY	ADJ PRICE/ ORIG PRICE	DATE ACQUIRED	CLOSE DATE	PROCEEDS	ADJ COST/ ORIG COST	GAIN/LOSS
	CISCO SYSTEMS INC	30.0000	17.6125	10/22/08	08/13/09	642.99	528.38	114.61
	GRUPO TELEVISIA S A DE CV GLOBAL DEP RCPT REP ADR 144A PARTN CTF	10.0000	13.6457	11/20/08	10/23/09	202.59	136.46	66.13
	MERCK & CO INC NEW	0.6020	15.0959	11/07/08	11/05/09	19.57	8.93	10.64
	SCHERING PLOUGH CORP CHG	15.3980	14.8333	11/07/08	11/06/09	381.94	228.40	153.54
		10.0000	17.1209	02/27/09	11/06/09	248.06	171.21	76.85
	Total - Short Term					\$1,495.15	\$1,073.38	\$421.77
Long Term	DESCRIPTION	QUANTITY	ADJ PRICE/ ORIG PRICE	DATE ACQUIRED	CLOSE DATE	PROCEEDS	ADJ COST/ ORIG COST	GAIN/LOSS
	CITIGROUP INC	18.0000	46.1072	07/24/01	03/11/09	28.61	829.91	-801.30
		15.0000	47.8200	10/09/03	03/11/09	23.85	717.30	-693.45
	COMCAST CORP CL A SPL NEW	32.5000	23.2248	01/22/04	05/19/09	455.90	754.80	-298.90
		37.5000	19.8641	02/18/04	05/19/09	526.04	744.91	-218.87
	CONOCOPHILLIPS	10.0000	28.2550	10/09/03	08/20/09	435.07	282.55	152.52
		35.0000	58.3000	09/12/06	08/20/09	1,522.77	2,040.50	-517.73
		5.0000	66.8900	01/05/07	08/20/09	217.54	334.45	-116.91
	GRUPO TELEVISIA S A DE CV GLOBAL DEP RCPT REP ADR 144A PARTN CTF	20.0000	20.8341	02/07/08	10/23/09	405.18	416.68	-11.50
	H & R BLOCK INC	20.0000	21.9800	10/09/03	04/01/09	358.01	439.60	-81.59
	JPMORGAN CHASE & CO	55.0000	30.7197	10/09/03	01/23/09	1,269.08	1,689.58	-420.50
	MICROSOFT CORP	9.0000	33.6100	07/24/01	06/18/09	212.12	302.49	-90.37



As of Date: 2/05/10

Realized Gain/Loss




Account Number: 8358-7002
BERDAN SUPPORT FUND

Long Term DESCRIPTION	Quantity	ADJ PRICE/ ORIG PRICE	DATE ACQUIRED	CLOSE DATE	PROCEEDS	ADJ COST/ ORIG COST	GAIN/LOSS
PHILIP MORRIS INTERNATIONAL INC	6.0000	25.0290	04/04/03	06/18/09	141.42	150.18	-8.76
TYCO ELECTRONICS LTD	10.0000	25.0290	04/04/03	10/21/09	266.02	250.29	15.73
UNITEDHEALTH GROUP INC	45.0000	23.9249	10/09/03	02/27/09	1,526.50	1,076.62	449.88
	11.2500	30.6798	09/12/06	03/24/09	121.06	345.14	-224.08
	5.7500	35.7073	01/05/07	03/24/09	61.88	223.17	-161.29
Total - Long Term	25.0000	50.7379	10/23/06	12/16/09	798.49	1,268.45	-469.96
					\$8,369.54	\$11,866.62	-\$3,497.08

Annual Statement Information

Page 20 of 22

As of Date: 2/05/10



Account Number: 8356-7002
 BERDAN SUPPORT FUND

The information on the following pages is from your monthly client statements and is as of the end of the year. This information may not match the information presented on preceding pages due to changes that occur after year end as well as special tax reporting requirements. This information is not reported to the IRS. This section should be retained separately from the preceding pages. If you receive an Amended Form in the future, that package will NOT contain the Annual Statement Information pages.

Portfolio summary

Asset type	Value on Dec 31
Cash and sweep balances	5,965.03
Stocks and options	79,406.30
Fixed income securities	0.00
Mutual funds	0.00
Asset Value	\$85,371.33

Statement activity detail summary

Other subtractions Total as of Dec 31
 -1,569.64

Unrealized gain/loss summary

Short term	Total as of Dec 31
Long term	2,579.39
Total	11,139.94
	\$13,719.33

Annual Statement Information

Page 21 of 22

As of Date: 2/05/10

Account Number: 8358-7002
BERDAN SUPPORT FUND

Activity detail by type

DATE	ACCOUNT TYPE	TRANSACTION	QUANTITY	DESCRIPTION	AMOUNT
9/01	Cash	DISTRIBUTION	10.00000	CAREFUSION CORP SPIN FR CARDINAL HEALTH	0.00
11/05	Cash	NAME CHANGE	20.00000	MERCK & CO INC NEW NAME CHANGE FROM MERCK & CO INC XXX	0.00
Total Other additions:					\$0.00

Other subtractions

DATE	ACCOUNT TYPE	TRANSACTION	QUANTITY	DESCRIPTION	AMOUNT
1/02	Cash	WITHHOLDING		FRGN-W/H @ SOURCE CDA NATURAL RES LTD	-0.31
1/09	Cash	INV CONS FEE		MASTERS FEE QUARTERLY FEE	-387.88
4/01	Cash	WITHHOLDING		FRGN-W/H @ SOURCE CDA NATURAL RES LTD	-0.31
4/09	Cash	INV CONS FEE		MASTERS FEE QUARTERLY FEE	-332.69
7/02	Cash	WITHHOLDING		FRGN-W/H @ SOURCE CDA NATURAL RES LTD	-0.34
7/10	Cash	INV CONS FEE		MASTERS FEE QUARTERLY FEE	-394.44


001 / WD / WDCW



Annual Statement Information

Page 22 of 22

As of Date: 2/05/10



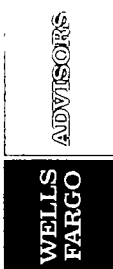
Account Number: 8358-7002
BERDAN SUPPORT FUND

Activity detail by type *Continued*

DATE	ACCOUNT TYPE	TRANSACTION	QUANTITY	DESCRIPTION	AMOUNT
10/01	Cash	WITHHOLDING		FRGN-W/H @ SOURCE CDA NATURAL RES LTD	-0.37
10/09	Cash	INV CONS FEE		MASTERS FEE QUARTERLY FEE	-453.30
11/05	Cash	NAME CHANGE	-20.00000	MERCK & CO INC XXX	0.00

Total Other subtractions: **-\$1,569.64**

2009 ENHANCED SUMMARY



Your Financial Advisor :
CAMP WILCOX GROUP
3801 KENNETT PIKE
POST OFFICE BOX 3740
GREENVILLE DE 19807
302-428-8400 / 866-708-4793

013036 04 ADC 161/3 ***AUTO**3-DIGIT 193
BERDAN SUPPORT FUND
P.O. BOX 812
MENDENHALL PA 19357-0812



This package contains your Year-End Summary of account information. It is provided as a courtesy to you and is for informational purposes only. This information is NOT provided to the IRS.

Enclosed within this package

Year-End Account Summary	
Year-End Account Summary	3
Proceeds from Broker and Barter Exchange Transactions	4
Details of Year End Account Summary	7
<i>The information below is for courtesy purposes only, and is not reported to the IRS.</i>	
Realized Gain/Loss Summary/Detail	15
<i>The activity provided below is for courtesy purposes only, and is not reported to the IRS. If you receive an amended form, the Annual Statement Information will not be included. BE SURE TO RETAIN THIS FOR FUTURE USE.</i>	
Annual Statement Information	
Summary Page	28
Activity Detail	29

Wells Fargo Advisors (WFA) is the trade name used by two separate registered broker-dealers and non-bank affiliates of Wells Fargo & Company, providing certain retail securities brokerage services. Wells Fargo Advisors LLC and Wells Fargo Advisors Financial Network, LLC (WFAFN), Members SIPC. Any other referenced entity is a separate entity from WFA. Accounts carried by First Clearing LLC

We are not a legal or tax advisor. However, our advisors will be glad to work with you, your accountant, tax advisor and/or attorney to help you meet your financial goals.


Investment and insurance products

NOT FDIC-Insured | NO Bank Guarantee | MAY Lose Value

THIS PAGE IS INTENTIONALLY LEFT BLANK



2009 ENHANCED SUMMARY



Your Financial Advisor :
 CAMP WILCOX GROUP
 3801 KENNETT PIKE
 POST OFFICE BOX 3740
 GREENVILLE DE 19807
 302-428-8400 / 866-708-4793

As of Date: 2/05/10

Account Number: 7487-1263
BERDAN SUPPORT FUND
 P.O. BOX 812
 MENDENHALL PA 19357-0812

Year-End Account Summary

This information is NOT provided to the Internal Revenue Service, but is being provided to you for courtesy purposes. Please consult with your Financial Advisor or tax advisor regarding specific questions.

Summary of Dividends and Distributions

Box	Amount
1a Total Ordinary Dividends	1,056.16
1b Qualified Dividends	422.99
2a Total Capital Gain Distributions	42.01
2b Unrecaptured Sec 1250 Gain	0.00
2c Section 1202 Gain	0.00
2d Collectibles (28%) Gain	0.00
3 Nondividend Distributions	0.00
4 Federal Income Tax Withheld	0.00
5 Investment Expenses	0.00
6 Foreign Tax Paid	0.00
7 Foreign Country or U S Possession	See Detail Section
8 Cash Liquidation Distributions	0.00
9 Noncash Liquidation Distributions	0.00

Summary of Interest Income

Box	Amount
1 Interest Income	14.35
3 Interest on U S Savings Bonds and Treasury Obligations	0.00
4 Federal Income Tax Withheld	0.00
5 Investment Expenses	0.00
6 Foreign Tax Paid	0.00
7 Foreign Country or U S Possession	See Detail Section
8 Tax-Exempt Interest	0.00
9 Specified Private Activity Bond Interest	0.00

Summary of Proceeds from Broker and Barter Exchange

Box	Amount
1a Date of Sale or Exchange	See Detail Section
1b CUSIP Number	See Detail Section
2 Gross Proceeds Less Commissions and Option Premiums	42,547.35
4 Federal Income Tax Withheld	0.00
5 Number of Shares Exchanged	Not Applicable
6 Classes of Stock Exchanged	Not Applicable
7 Description	See Detail Section
12 Cannot Take Loss on Amount in Box 2 if Box is Checked	Not Applicable

2009 ENHANCED SUMMARY

As of Date: 2/05/10

Your Financial Advisor :
 CAMP WILCOX GROUP
 3801 KENNETT PIKE
 POST OFFICE BOX 3740
 GREENVILLE DE 19807
 302-428-8400 / 866-708-4793

Account Number: 7487-1263
 BERDAN SUPPORT FUND

Year-End Account Summary

This information is NOT provided to the Internal Revenue Service, but is being provided to you for courtesy purposes. Please consult with your Financial Advisor or tax advisor regarding specific questions.

Proceeds from Broker and Barter Exchange Transactions

Description (Box 7)	Cusip (Box 1b)	Price	Quantity	Trade Date (Box 1a)	Amount	Box	Transaction Description	Cost Basis Factor
ARTIO TOTAL RETURN BOND FUND CL I	481370609	12.40000	218.69700	02/05/2009	2,711.84	2	SALE	
CALAMOS INVNT TR NEW GROWTH FD CL A	128119302	29.26000	40.66000	02/05/2009	1,189.71	2	SALE	
CALVERT FUND INCOME FUND CLASS I	131582793	13.57000	193.87900	02/05/2009	2,630.94	2	SALE	
EVERGREEN ASSET ALLOC ASSET ALLOCATION FD CL I	30023C384	11.32000	548.68300	11/02/2009	6,211.09	2	SALE	
FEDERATED EQUITY FDS STRATEGIC VALUE FD USA INSTL	314172560	3.59000	362.25100	02/05/2009	1,300.48	2	SALE	
FEDERATED EQUITY FDS KAUFMAN SMALL CAP FUND CLASS A	314172636	13.51000	43.22000	02/05/2009	583.90	2	SALE	
HARTFORD MUT FDS INC CAP APPREC FD CL A	416645406	20.36000	78.74600	02/05/2009	1,603.27	2	SALE	
KINETICS MUT FDS INC SMALL CAP OPPORTUNITIES FD INSTL CL	494613813	12.88000	51.99700	02/05/2009	669.72	2	SALE	
LEGG MASON PARTNERS EQUITY TR CL I	52468C406	71.75000	21.30800	02/05/2009	1,528.85	2	SALE	



2009 ENHANCED SUMMARY



Your Financial Advisor :
 CAMP WILCOX GROUP
 3801 KENNETH PIKE
 POST OFFICE BOX 3740
 GREENVILLE DE 19807
 302-428-8400 / 866-708-4793

As of Date: 2/05/10

Account Number: 7487-1263
BERDAN SUPPORT FUND

Year-End Account Summary

This Information is NOT provided to the Internal Revenue Service, but is being provided to you for courtesy purposes. Please consult with your Financial Advisor or tax advisor regarding specific questions.

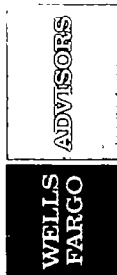
Proceeds from Broker and Barter Exchange Transactions *Continued*

Description (Box 7)	Cusip (Box 1b)	Price	Quantity	Trade Date (Box 1a)	Amount	Box	Transaction Description	Cost Basis Factor
MFS SER TR X EMERGING MKTS DEBT FD CLASS A	55273E673	11.56000	6.81100	01/09/2009	78.73	2	SALE	
MFS SER TR X EMERGING MKTS DEBT FD CLASS A	55273E673	11.38000	240.75600	02/05/2009	2,739.80	2	SALE	
NUVEEN INVT TR NWQ MULTI-CAP VALUE FD INSTL SHS CLASS	67064Y768	10.77000	138.55100	02/05/2009	1,492.19	2	SALE	
OPPENHEIMER GLOBAL FD CL Y	683924401	36.01000	49.10600	02/05/2009	1,768.31	2	SALE	
PIMCO FDS PAC INVT MGMT SER-COMMODITY REAL RETURN STRAT FD INSTL CL	722005667	8.15000	143.12900	11/02/2009	1,166.50	2	SALE	
PIONEER GLOBAL HIGH YIELD CL A	72369G108	6.69000	366.67700	02/05/2009	2,453.07	2	SALE	
RS INVT TR GLOBAL NATL RESOURCE FUND	74972H705	20.46000	29.80800	02/05/2009	609.87	2	SALE	
SELIGMAN COMMUNICATNS & INFORMATION FUND CLASS A	816333108	26.14000	378.50800	02/05/2009	9,889.20	2	SALE	
T ROWE PRICE REAL EST FUND INC	779919109	8.63000	59.82600	02/05/2009	516.30	2	SALE	

2009 ENHANCED SUMMARY

As of Date: 2/05/10

Your Financial Advisor :
 CAMP WILCOX GROUP
 3801 KENNETT PIKE
 POST OFFICE BOX 3740
 GREENVILLE DE 19807
 302-428-8400 / 866-708-4793



Account Number: 7487-1263
 BERDAN SUPPORT FUND

Details of the Year-End Account Summary

This information is NOT provided to the Internal Revenue Service, but is being provided to you for courtesy purposes. Please consult with your Financial Advisor or tax advisor regarding specific questions.

Tax reporting requirements can create differences with the amounts previously reported in monthly client statements. If you have an investment in a mutual fund, regulated investment company (RIC), real estate investment trust (REIT), or unit investment trust (UIT), some of those issuers provide reclassification information after the original tax form is printed. We will issue an amended form for information received after your original tax forms are generated.

Dividends and Distributions

Description	Notes	Payment Date	Ex-Div Date	Activity	Amount	Box	Country
ARTIO TOTAL RETURN BD I		01/30/2009		DIVIDEND	8.07	1a	
CALVERT FUND CLASS I		02/02/2009		DIVIDEND	13.13	1a	
EVERGREEN ASSET ALLOC I		12/31/2009		DIVIDEND	237.17	1a	
EVERGREEN ASSET ALLOC I	*	12/31/2009	12/28/2009	QUALIFIED DIVIDEND	397.66	1a, 1b	
FEDERATED EQTY FDS USD		01/30/2009		QUALIFIED DIVIDEND	1.74	1a, 1b	
MFS SER TR X EMER MKTS A		02/02/2009		DIVIDEND	15.71	1a	
MFS SER TR X EMER MKTS A		03/02/2009		DIVIDEND	2.80	1a	
PIMCO COMM REAL RET INST		03/23/2009		DIVIDEND	41.80	1a	
PIMCO COMM REAL RET INST	*	03/23/2009	3/18/2009	QUALIFIED DIVIDEND	0.03	1a, 1b	
PIMCO COMM REAL RET INST		06/22/2009		DIVIDEND	50.73	1a	
PIMCO COMM REAL RET INST	*	06/22/2009	6/17/2009	QUALIFIED DIVIDEND	0.04	1a, 1b	
PIMCO COMM REAL RET INST		09/21/2009		DIVIDEND	69.68	1a	
PIMCO COMM REAL RET INST	*	09/21/2009	9/16/2009	QUALIFIED DIVIDEND	0.06	1a, 1b	
PIMCO COMM REAL RET INST		01/04/2010		DIVIDEND	86.48	1a	
PIMCO COMM REAL RET INST	*	01/04/2010	12/29/2009	QUALIFIED DIVIDEND	0.07	1a, 1b	
PIONEER GLOBAL HG YLD A		02/02/2009		DIVIDEND	32.15	1a	

2009 ENHANCED SUMMARY

As of Date: 2/05/10

Your Financial Advisor :
 CAMP WILCOX GROUP
 3801 KENNETT PIKE
 POST OFFICE BOX 3740
 GREENVILLE DE 19807
 302-428-8400 / 866-708-4793

Account Number: 7487-1263
BERDAN SUPPORT FUND

Details of the Year-End Account Summary

Dividends and Distributions *Continued*

Description	Notes	Payment Date	Ex-Div Date	Activity	Amount	Box	Country
PIONEER GLOBAL HG YLD A		03/02/2009		DIVIDEND	6.87	1a	
TRNMRCA MLT MGR ALT CL A		12/21/2009		DIVIDEND	68.58	1a	
TRNMRCA MLT MGR ALT CL A	*	12/21/2009	12/16/2009	QUALIFIED DIVIDEND	23.39	1a, 1b	
TOTAL ORDINARY DIVIDENDS (INCLUDING QUALIFIED DIVS AND SHORT TERM CAP GAINS)					1,056.16	1a	
TOTAL QUALIFIED DIVIDENDS					422.99	1b	
PIMCO COMM REAL RET INST		12/11/2009		CAPITAL GAINS	42.01	2a	
TOTAL CAPITAL GAIN DISTRIBUTIONS (INCLUDING BOXES 2B, 2C, AND 2D, IF ANY)					42.01	2a	

* The "ex-dividend" date information displayed for qualified dividends are to assist you with holding period calculations. First Clearing, LLC does not certify all dates are accurate.


Interest Income

Date	Description	Notes	Activity	Amount	Box	Country
01/30/09	BANK DEPOSIT SWEEP		INTEREST	4.03	1	
02/27/09	BANK DEPOSIT SWEEP		INTEREST	2.73	1	
03/31/09	BANK DEPOSIT SWEEP		INTEREST	2.49	1	
04/30/09	BANK DEPOSIT SWEEP		INTEREST	1.65	1	
05/29/09	BANK DEPOSIT SWEEP		INTEREST	0.61	1	
06/30/09	BANK DEPOSIT SWEEP		INTEREST	0.52	1	
07/31/09	BANK DEPOSIT SWEEP		INTEREST	0.53	1	
08/31/09	BANK DEPOSIT SWEEP		INTEREST	0.53	1	
09/30/09	BANK DEPOSIT SWEEP		INTEREST	0.51	1	
10/30/09	BANK DEPOSIT SWEEP		INTEREST	0.53	1	



2009 ENHANCED SUMMARY

As of Date: 2/05/10



Account Number: 7487-1263
 BERDAN SUPPORT FUND

Your Financial Advisor :
 CAMP WILCOX GROUP
 3801 KENNETT PIKE
 POST OFFICE BOX 3740
 GREENVILLE DE 19807
 302-428-8400 / 866-708-4793

Details of the Year-End Account Summary

Interest Income Continued

Date	Description	Notes	Activity	Amount	Box	Country
11/30/09	BANK DEPOSIT SWEEP		INTEREST	0.20	1	
12/31/09	BANK DEPOSIT SWEEP		INTEREST	0.02	1	
TOTAL INTEREST INCOME NOT INCLUDED IN BOX 3				14.35	1	

2009 ENHANCED SUMMARY

As of Date: 2/05/10

Your Financial Advisor :
 CAMP WILCOX GROUP
 3801 KENNETT PIKE
 POST OFFICE BOX 3740
 GREENVILLE DE 19807
 302-428-8400 / 866-708-4793

Account Number: 7487-1263
 BERDAN SUPPORT FUND

Details of the Year-End Account Summary

Any references below to adjusted gross income (AGI) are generally applicable only to individuals, trusts and estates subject to income tax reporting requirements. Always consult with your tax advisor or tax department.

Miscellaneous Activity Summary

Line Ref	Type	Amount
1	Margin Debit Interest	0.00
2	Municipal Bonds - OID Not Subject to AMT	0.00
3	Municipal Bonds - OID Subject to AMT	0.00
4	Expenses Subject to 2% of Adjusted Gross Income	0.00
5	Expenses Not Subject to 2% Adjusted Gross Income	0.00
6	Widely Held Fixed Investment Trusts - Other Items	See Detail
7	Master Limited Partnership Distributions	0.00
8	Investment Expense Withheld from Tax-Exempt Income	0.00
9	Federally Non-reportable Dividends and Interest	0.00
10	Accrued Interest on Purchases	0.00
11	Federal Tax Exempt Accrued Interest on Purchases	0.00
12	Other Supplementary Information	0.00
13	Option Premiums	0.00
14	Advisory Fees	494.65
15	American Depository Receipt (ADR) Fees	0.00

Miscellaneous Activity Detail

Description	Notes	Date	Activity	Amount	Line Ref
CUSTOM CHOICE FEE		07/10/2009	ADVISORY FEES	-119.36	14
CUSTOM CHOICE FEE		10/09/2009	ADVISORY FEES	-130.73	14



2009 ENHANCED SUMMARY



Account Number: 7487-1263
BERDAN SUPPORT FUND

Your Financial Advisor :
CAMP WILCOX GROUP
3801 KENNETT PIKE
POST OFFICE BOX 3740
GREENVILLE DE 19807
302-428-8400 / 866-708-4793

As of Date: 2/05/10

Details of the Year-End Account Summary

Miscellaneous Activity Detail *Continued*

Description	Notes	Date	Activity	Amount	Line Ref
INV CONSULT FEE		01/09/2009	ADVISORY FEES	-78.73	14
INV CONSULT FEE		02/11/2009	ADVISORY FEES	-58.64	14
INV CONSULT FEE		04/09/2009	ADVISORY FEES	-107.19	14
TOTAL ADVISORY FEES				-494.65	14

Purchase Activity Detail

Description	Cusip	Date	Activity	Quantity	Price	Amount
ARTIO TOTAL RETURN BD I	481370609	01/30/2009	REINVEST DIVIDEND	0.64900		-8.07
CALVERT FUND CLASS I	131582793	02/02/2009	REINVEST DIVIDEND	0.96700		-13.13
EVERGREEN ASSET ALLOC I	30023C384	02/10/2009	PURCHASE	2.669 03100	9.04000	-24,128.04
EVERGREEN ASSET ALLOC I	30023C384	12/31/2009	REINVEST DIVIDEND	55.34700		-634.83
FEDERATED EQTY FDS USD	314172560	01/02/2009	REINVEST DIVIDEND	3.75900		-14.36
FEDERATED EQTY FDS USD	314172560	01/30/2009	REINVEST DIVIDEND	0.48200		-1.74
MFS SER TR X EMER MKTS A	55273E673	01/02/2009	REINVEST DIVIDEND	1.51400		-17.36
MFS SER TR X EMER MKTS A	55273E673	02/02/2009	REINVEST DIVIDEND	1.37000		-15.71
PIMCO COMM REAL RET INST	722005667	02/10/2009	PURCHASE	544.52800	6.33000	-3,446.86
PIMCO COMM REAL RET INST	722005667	03/23/2009	REINVEST DIVIDEND	6.58700		-41.83
PIMCO COMM REAL RET INST	722005667	06/22/2009	REINVEST DIVIDEND	6.95500		-50.77
PIMCO COMM REAL RET INST	722005667	09/21/2009	REINVEST DIVIDEND	9.01000		-69.74
PIMCO COMM REAL RET INST	722005667	12/11/2009	REINVEST CAP GAIN	5.21200		-42.01
PIONEER GLOBAL HG YLD A	72369G108	01/02/2009	REINVEST DIVIDEND	11.17900		-73.67

2009 ENHANCED SUMMARY

As of Date: 2/05/10


Your Financial Advisor :
 CAMP WILCOX GROUP
 3801 KENNETT PIKE
 POST OFFICE BOX 3740
 GREENVILLE DE 19807
 302-428-8400 / 866-708-4793


Account Number: 7487-1263
 BERDAN SUPPORT FUND

Details of the Year-End Account Summary

Purchase Activity Detail *Continued*

Description	Cusip	Date	Activity	Quantity	Price	Amount
PIONEER GLOBAL HG YLD A	72369G108	02/02/2009	REINVEST DIVIDEND	4.79900		-32.15
RYDEX MNGD FUTR STRAT H	78356A491	02/10/2009	PURCHASE	123.85400	27.83000	-3,446.86
TRNMRCA MLT MGR ALT CL A	893962654	02/10/2009	PURCHASE	439.09000	7.85000	-3,446.86
TRNMRCA MLT MGR ALT CL A	893962654	12/21/2009	REINVEST DIVIDEND	9.93200		-91.97
TWEEDY BRWNE GLBL VAL FD	901165100	01/02/2009	REINVEST DIVIDEND	2.35400		-36.68
TWEEDY BRWNE GLBL VAL FD	901165100	01/02/2009	REINVEST CAP GAIN	1.81600		-28.30
TWEEDY BRWNE GLBL VAL FD	901165100	01/02/2009	REINVEST CAP GAIN	4.66100		-72.62





IMPORTANT INFORMATION - PLEASE READ THIS PAGE

The following pages are NOT tax forms and NONE of this information is provided to the Internal Revenue Service. The information is provided to you for courtesy purposes only to assist with completing your federal, state or local tax return. Consult with your Tax Advisor for more information.

If we must issue an amended form because of receipt of dividend reclassification or other changes after your original tax package was printed, please note the following:

- * The amended Summary form will include the Realized Gain/Loss Summary and the information may include updates if adjustments are made prior to the amendment being issued.
- * The Annual Statement Information is provided only for select accounts. This information will NOT be provided again with an amended form. Be sure to keep the Annual Statement pages for future use.

Wells Fargo Advisors (WFA) is the trade name used by two separate, registered broker-dealers and non-bank affiliates of Wells Fargo & Company, providing certain retail securities brokerage services: Wells Fargo Advisors, LLC and Wells Fargo Advisors Financial Network, LLC (WFAFN), Members SIPC. Any other referenced entity is a separate entity from WFA. Accounts carried by First Clearing, LLC

We are not a legal or tax advisor. However, our advisors will be glad to work with you, your accountant, tax advisor and/or attorney to help you meet your financial goals. **Investment and insurance products:**

NOT FDIC-Insured	NO Bank Guarantee	MAY Lose Value
------------------	-------------------	----------------

General instructions and disclosures

About this statement

Clearing services

First Clearing, LLC ("FCC"), an indirect majority owned subsidiary of Wells Fargo & Company, is a clearing broker-dealer registered with the Securities and Exchange Commission ("SEC") and is a member of the New York Stock Exchange ("NYSE"), the Financial Industry Regulatory Authority ("FINRA") and all principal U.S. exchanges. FCC carries your account and acts as your custodian for funds and securities deposited with us directly by you, through our affiliated broker dealer, Wells Fargo Advisors, LLC ("Wells Fargo Advisors") or as a result of transactions we process for your account. Twice a year, FCC publishes on its web site www.firstclearing.com a statement of the firm's financial condition. Alternatively, a printed statement is available to you upon request. Unless and until we receive written notice from you to the contrary, FCC may, without inquiry or investigation, accept from Wells Fargo Advisors (i) orders for the purchase or sale of securities for your account on margin or otherwise, and (ii) any other instructions concerning your account.

Trade date statement

All activity and positions on this statement are shown as of the date a trade is entered on the brokerage trading system (i.e. the trade date). Proceeds from the sale of securities and costs for the purchase of securities are not transacted through your account until the actual settlement date of the trade, which may be up to three business days after the trade date (or longer for certain securities with an extended settlement date).

Pricing of securities

Securities prices reflected on your statement may vary from actual liquidation value. Prices shown are provided by outside quotation services which we believe to be reliable but due to the nature of market data the accuracy of such prices cannot be guaranteed, or in the absence of such pricing, are estimated by Wells Fargo Advisors using available information and its judgment. Such estimates may not reflect actual trades and do not reflect a commitment by the firm to buy or sell at those prices. Securities listed on a national exchange such as the NYSE or Nasdaq Stock Market are priced as of the close of the statement period. Unlisted shares may be valued at the current lowest published "bid-price", and, if none exists, the last reported transaction if occurring within the last 45 days. Prices of securities not actively traded may not be available and are indicated by "N/A." Corporate and municipal bonds and other fixed income securities are priced by a computerized pricing service or, for less actively traded issues, by utilizing a yield-based matrix system to arrive at an estimated market value. Listed options are priced based on the closing "bid-ask" prices and the last reported trade. Mutual fund shares are priced at net asset value. Shares of direct participation program ("DPP") and real estate investment trust ("REIT") securities that are not listed on a national exchange are generally illiquid. Because no formal trading market may exist, for these investments, their values are estimated. Unless otherwise indicated, the values shown for DPP and REIT securities have been provided by the management of each program and represent that management's estimate of the investor's interest in the net assets of the program. See statement sections for additional pricing information. Prices for hedge funds and certain managed futures funds are provided on a month delay basis. Other managed futures funds may be priced more frequently. Long-term certificates of deposit (maturity beyond one year from date of issue) are priced using a market value pricing model. Generally, the sale or redemption price of your securities may be higher or lower than the prices shown on your statement. For an actual quote, speak to Your Financial Advisor.

Estimated annual income/yield

Estimated Annual Income (EAI), when available, reflects the estimated amount you would earn on a security if your current position and its related income remained constant for a year. Estimated Annual Yield (EAY), when available, reflects the current estimated annual income divided by the current value of the security as of the statement closing date. EAI and EAY are estimates and the actual income and yield might be lower or higher than the estimated amounts. EAY reflects only the income generated by an investment. It does not reflect changes in its price, which may fluctuate. The information used to derive these estimates is obtained from various outside vendors. FCC and our Firm are not responsible for incorrect or missing estimated annual income and yields. Past performance is not a guarantee of future results.

Income summary

101,080

Page 14 of 30

The income summary displays all income as recorded in the tax system as of period end date. The totals in the Cash flow snapshot may not match the totals in the Income snapshot due to reclassifications or other corrections made in the tax system. Remember, you may have certain products that are not included in these figures and whose income is only available on the tax forms sent to you at year-end. Reclassifications and other tax reporting requirements may alter these numbers both during and after year end. You should rely only on tax reporting documents. Contact your tax advisor if you have any questions about the tax consequences of your brokerage activity.

About your rights and responsibilities

Questions and complaints about Your Account

This account statement contains important information about your brokerage account, including recent transactions. All account statements sent to you shall be deemed complete and accurate if not objected to in writing within ten days of receipt. We encourage you to review the details in this statement. If you do not understand any of the information in your statement or if you believe there are any inaccuracies or discrepancies in your statement, you should promptly report them to both FCC and to the manager of the Wells Fargo Advisors office listed on the front of your statement. To further protect your rights, including any rights under the Securities Investor Protection Act, any verbal communications with either your Wells Fargo Advisors office or with FCC should be re-confirmed in writing. Inquiries or complaints about your account statement, including the positions and balances in your account, may be directed to Wells Fargo Advisors Client Services at (866) 887-2402 or First Clearing Client Services at ATTN: M03630, 1 N. Jefferson Ave, St. Louis, MO 63103, (800)727-0304.

Public Disclosure You may reach FINRA by calling the FINRA Regulation Public Disclosure Program Hotline at (800) 289-9999 or by visiting FINRA Regulation online at www.finra.org. A brochure describing the FINRA Regulation Public Disclosure Program is also available from the FINRA upon request.

SIPC protection

Securities and cash in client accounts have two sources of protection. Wells Fargo Advisors is a member of the Securities Investor Protection Corporation (SIPC). SIPC protects the clients of its member firms against the loss of their securities in the event of the member's insolvency and liquidation. Each client is insured up to a maximum of \$500,000 (including \$100,000 for claims for cash). For more information on SIPC coverage, please see the explanatory brochure at www.sipc.org or contact SIPC at (202) 371-8300. In addition, Wells Fargo Advisors maintains a program of excess protection. This additional insurance coverage is provided through London Underwriters (led by Lloyd's of London Syndicate) ("Lloyd's"). For clients who have received the full SIPC payout limit, Wells Fargo Advisors' policy with Lloyd's provides additional coverage above the SIPC limits for any missing securities and cash in client brokerage accounts up to a firm aggregate limit of \$1 billion (including up to \$1.9 million for cash per client). SIPC and the additional protection do not insure the quality of investments or protect against losses from fluctuating market value.

Investor education

Wells Fargo Advisors publishes on its web site www.wellsfargoadvisors.com information on topics of interest to investors as well as market commentary and economic analysis. Wells Fargo Advisors has also developed numerous investor education guides to provide you with important information regarding the products and services we offer. These guides may be found under the "Investor Education" tab.

Free credit balances

Free credit balances are not segregated and may be used by FCC in the operation of its business in accordance with 17CFR Section 240.15c3-2 & -3 under the Securities and Exchange Act of 1934. You have the right to receive from us in the course of normal business operations, subject to any open commitments in any of your accounts, any free credit balances to which you are entitled. Investment objectives/Risk tolerances

Please inform your Financial Advisor

promptly of any material change that might affect your investment objectives, risk tolerances or financial situation.

Tax reporting

We are required by federal law to report annually to you and to the Internal Revenue Service ("IRS") on Form 1099 and 1099B certain interest, dividend income and sales proceeds credited to your account.



As of Date: 2/05/10

Realized Gain/Loss



Account Number: 7487-1263
BERDAN SUPPORT FUND

Important Realized Gain/Loss Information

This information is provided for courtesy purposes only. Each individual taxpayer should consult with a tax advisor as to any additional reporting requirements or adjustments. NO COST BASIS OR REALIZED GAIN/LOSS INFORMATION IS PROVIDED TO THE IRS, NOR IS THIS INFORMATION VERIFIED OR GUARANTEED BY FIRST CLEARING, LLC TO BE ACCURATE FOR EACH TAXPAYER'S UNIQUE REPORTING REQUIREMENTS. THEREFORE, YOU SHOULD NEVER ASSUME THIS STATEMENT IS ACCURATE IN LIEU OF COMPLETING SCHEDULE D OF YOUR TAX RETURN AND CONSULTING WITH YOUR TAX ADVISOR.

Federal tax reporting requirements will create differences between the information presented here and what appears on your Form 1099-B, including but not limited to the following situations:

- * Cost basis for many fixed income tax lots has been amortized (for securities purchased at a premium) or accreted (for securities purchased at a discount), when possible, for applicable securities. For securities that were purchased at an Original Issue Discount (OID), only those positions whose cost basis has been adjusted will reflect the impacts of the OID accruals on the original cost basis. The original issue discount amount reported on your Form 1099-OID is not adjusted for market discount, acquisition premium or bond premium. Therefore, the amortization and accretion adjustments used on this statement may not be consistent with the Form 1099-OID amount because the reporting requirements on the Form 1099-OID are different.
- * The Original Price represents the unadjusted price of the security. The Original Price can be used to calculate the original unadjusted cost of the security.
- * Short sales are reportable on Form 1099-B before the position is closed.
- * Implicit redemptions by the issuer of a structured product are reportable on Form 1099-B, but will not appear on the Realized Gain/Loss Statement if that implicit redemption did not result in a closed tax lot at that time.
- * Securities subject to marked to market reporting requirements for those investors are not included here nor is that information available on our systems.
- * Long-term capital gains reported by a RIC or REIT appear on Form 1099-DIV only, as noted in the instructions for that form.
- * Lots closed due to transfers or journals will not be reflected in the Realized Gain/Loss Statement, or on the Form 1099-B.

Realized Gain/Loss Summary

	THIS YEAR GAIN	THIS YEAR LOSS	THIS YEAR NET
Short term	1,630.18	-329.04	1,301.14
Long term	876.93	-16,596.71	-15,719.78
Total - Realized Gain/Loss	\$2,507.11	-\$16,925.75	-\$14,418.64


Realized Gain/Loss

As of Date: 2/05/10

Account Number: 7487-1263
BERDAN SUPPORT FUND

Realized Gain/Loss Detail for Year

Short Term DESCRIPTION	QUANTITY	ADJ PRICE/ ORIG PRICE	DATE ACQUIRED	CLOSE DATE	PROCEEDS	ADJ COST/ ORIG COST	GAIN/LOSS
ARTIO TOTAL RETURN BOND FUND CL I	1.6520	13.4100	03/03/08	02/05/09	20.48	22.16	-1.68
	1.7690	13.4400	03/31/08	02/05/09	21.93	23.78	-1.85
	1.7690	13.4000	05/01/08	02/05/09	21.94	23.71	-1.77
	1.7140	13.2900	05/30/08	02/05/09	21.25	22.78	-1.53
	1.8430	13.2300	07/01/08	02/05/09	22.85	24.38	-1.53
	1.9670	13.0900	07/31/08	02/05/09	24.39	25.75	-1.36
	1.7060	13.1100	08/29/08	02/05/09	21.16	22.37	-1.21
	1.8160	12.9100	10/01/08	02/05/09	22.52	23.45	-0.93
	2.1850	12.2600	10/31/08	02/05/09	27.10	26.79	0.31
	0.6880	12.3300	11/28/08	02/05/09	8.53	8.48	0.05
	3.1980	12.6500	12/31/08	02/05/09	39.67	40.46	-0.79
	2.1190	12.6500	12/31/08	02/05/09	26.29	26.80	-0.51
	0.0910	12.6500	12/31/08	02/05/09	1.13	1.15	-0.02
	0.6490	12.4400	01/30/09	02/05/09	8.06	8.07	-0.01
CALVERT INCOME FUND CL-I	1.8490	16.2600	02/29/08	02/05/09	25.09	30.07	-4.98
	2.0700	16.1100	03/31/08	02/05/09	28.09	33.34	-5.25
	2.1270	15.9900	04/28/08	02/05/09	28.86	34.01	-5.15
	1.9740	15.9900	06/02/08	02/05/09	26.79	31.56	-4.77
	1.7120	15.9900	06/30/08	02/05/09	23.23	27.38	-4.15
	1.7900	15.7900	08/01/08	02/05/09	24.29	28.27	-3.98
	1.7440	15.8200	08/29/08	02/05/09	23.67	27.59	-3.92
	1.7860	15.3900	09/29/08	02/05/09	24.24	27.49	-3.25



Realized Gain/Loss

As of Date: 2/05/10



Account Number: 7487-1263
BERDAN SUPPORT FUND

Short Term DESCRIPTION	Quantity	ADJ PRICE/ ORIG PRICE	DATE ACQUIRED	CLOSE DATE	PROCEEDS	ADJ COST/ ORIG COST	GAIN/LOSS
<i>Continued</i>							
	1.9010	13.9200	10/31/08	02/05/09	25.81	26.46	-0.65
	0.9800	13.7300	12/01/08	02/05/09	13.30	13.46	-0.16
	0.5720	13.6900	12/05/08	02/05/09	7.76	7.83	-0.07
	0.0610	13.6900	12/05/08	02/05/09	0.82	0.84	-0.02
	0.7690	13.6500	12/26/08	02/05/09	10.44	10.50	-0.06
	0.9670	13.5800	02/02/09	02/05/09	13.15	13.13	0.02
EVERGREEN ASSET ALLOC							
ASSET ALLOCATION FD CL I	548.6830	9.0400	02/10/09	11/02/09	6,211.09	4,960.10	1,250.99
FEDERATED STRATEGIC							
VALUE FUND CLASS IN							
	1.7910	5.3700	02/21/08	02/05/09	6.43	9.62	-3.19
	3.7480	5.1500	03/24/08	02/05/09	13.45	19.30	-5.85
	0.9960	5.2700	04/23/08	02/05/09	3.57	5.25	-1.68
	3.1080	5.3700	05/20/08	02/05/09	11.16	16.69	-5.53
	4.1520	4.8100	06/23/08	02/05/09	14.91	19.97	-5.06
	1.0730	4.6500	07/22/08	02/05/09	3.85	4.99	-1.14
	2.5820	4.6700	08/21/08	02/05/09	9.27	12.06	-2.79
	7.4420	4.8200	09/23/08	02/05/09	26.73	35.87	-9.14
	1.3120	3.7800	12/01/08	02/05/09	4.71	4.96	-0.25
	3.7590	3.8200	01/02/09	02/05/09	13.50	14.36	-0.86
	0.4820	3.6100	01/30/09	02/05/09	1.74	1.74	0.00
HARTFORD MUT FDS INC							
CAP APPREC FD CL A	1.1730	20.7300	12/24/08	02/05/09	23.89	24.32	-0.43
KINETICS SMALL CAP							
OPPORTUNITIES FUND							
INSTITUTIONAL CLASS	1.0620	12.9600	12/31/08	02/05/09	13.69	13.76	-0.07

001 / WD / WDCW

Realized Gain/Loss

As of Date: 2/05/10

Account Number: 7487-1263
BERDAN SUPPORT FUND


Short Term DESCRIPTION	Quantity	ADJ PRICE/ ORIG PRICE	DATE ACQUIRED	CLOSE DATE	PROCEEDS	ADJ COST/ ORIG COST	GAIN/LOSS
<i>Continued</i>							
MFS SER TR X	2.5210	13.7900	03/03/08	02/05/09	28.69	34.76	-6.07
EMERGING MKTS DEBT FD	2.5610	13.6600	04/01/08	02/05/09	29.14	34.98	-5.84
CL A	2.5510	13.7600	05/01/08	02/05/09	29.03	35.10	-6.07
	2.5710	13.7300	06/02/08	02/05/09	29.26	35.30	-6.04
	2.6410	13.4200	07/01/08	02/05/09	30.05	35.44	-5.39
	2.6550	13.4300	08/01/08	02/05/09	30.21	35.65	-5.44
	2.6720	13.4400	09/02/08	02/05/09	30.41	35.91	-5.50
	2.8730	12.5300	10/01/08	02/05/09	32.70	36.00	-3.30
	3.4740	10.4400	11/03/08	02/05/09	39.54	36.27	3.27
	3.5810	10.6300	12/03/08	02/05/09	40.76	38.07	2.69
	1.5140	11.4700	01/02/09	02/05/09	17.23	17.36	-0.13
	1.3700	11.4700	02/02/09	02/05/09	15.61	15.71	-0.10
OPPENHEIMER GLOBAL FD	3.9530	34.1200	12/09/08	02/05/09	142.36	134.86	7.50
CL Y	1.5580	34.1200	12/09/08	02/05/09	56.12	53.16	2.96
PIMCO FDS PAC INVT	143.1290	6.3300	02/10/09	11/02/09	1,166.50	906.01	260.49
MGMT SER-COMMODITY REAL	4.1880	11.1600	03/03/08	02/05/09	28.02	46.74	-18.72
RETURN STRAT FD INSTL CL	4.2650	11.0500	04/01/08	02/05/09	28.53	47.13	-18.60
YIELD CL A	4.3010	11.3100	05/01/08	02/05/09	28.77	48.64	-19.87
	4.3980	11.4000	06/02/08	02/05/09	29.42	50.14	-20.72
	4.5490	11.1200	07/01/08	02/05/09	30.43	50.59	-20.16



Realized Gain/Loss

Page 19 of 30

As of Date: 2/05/10



Account Number: 7487-1263
BERDAN SUPPORT FUND

Short Term DESCRIPTION	Quantity	ADJ PRICE/ ORIG PRICE	DATE ACQUIRED	CLOSE DATE	PROCEEDS	ADJ COST/ ORIG COST	GAIN/LOSS
<i>Continued</i>							
	4.8080	10.8400	08/01/08	02/05/09	32.17	52.12	-19.95
	5.0220	10.6900	09/02/08	02/05/09	33.60	53.69	-20.09
	5.5060	9.8300	10/01/08	02/05/09	36.84	54.12	-17.28
	7.2320	7.5500	11/03/08	02/05/09	48.39	54.60	-6.21
	5.4200	6.9000	12/01/08	02/05/09	36.27	37.40	-1.13
	11.1790	6.5900	01/02/09	02/05/09	74.82	73.67	1.15
	4.7990	6.7000	02/02/09	02/05/09	32.12	32.15	-0.03
RS INVT TR GLOBAL NATURAL RES FD CLASS A	0.0030	36.8100	03/25/08	02/05/09	0.06	0.12	-0.06
	0.1250	19.1300	12/22/08	02/05/09	2.56	2.39	0.17
	0.1050	19.1300	12/22/08	02/05/09	2.15	2.00	0.15
	0.0130	19.1300	12/22/08	02/05/09	0.27	0.24	0.03
T ROWE PRICE REAL ESTATE FD INC	0.5860	19.4700	03/31/08	02/05/09	5.06	11.40	-6.34
	0.5680	18.2400	06/30/08	02/05/09	4.90	10.36	-5.46
	0.5520	18.9500	09/30/08	02/05/09	4.77	10.46	-5.69
	1.1370	9.2900	12/16/08	02/05/09	9.83	10.56	-0.73
THIRD AVE TR VALUE TR	0.2080	31.5000	12/26/08	02/05/09	6.46	6.54	-0.08
	0.0010	31.5000	12/26/08	02/05/09	0.04	0.04	0.00
THORNBERG INVT TR GLOBAL OPPORTUNITIES FD CL1	1.1160	16.7900	06/30/08	02/05/09	9.23	18.74	-9.51
	3.4130	9.1600	12/30/08	02/05/09	28.24	31.26	-3.02

001 / WD / WDCW

Realized Gain/Loss

As of Date: 2/05/10

Account Number: 7487-1263
BERDAN SUPPORT FUND

Short Term	Continued	DESCRIPTION	QUANTITY	ADJ PRICE/ ORIG PRICE	DATE ACQUIRED	CLOSE DATE	PROCEEDS	ADJ COST/ ORIG COST	GAIN/LOSS
		TRANSAMERICA MLT-MANG ALTERNATIVE STRATEGIES PORT CL A	66 4970	7.8500	02/10/09	11/02/09	622 41	522.01	100.40
		TWEEDY BROWNE GLOBAL VALUE FUND	4.6610	15.5800	01/02/09	02/05/09	69.50	72.62	-3.12
			2 3540	15.5800	01/02/09	02/05/09	35.10	36.68	-1.58
			1.8160	15.5800	01/02/09	02/05/09	27.08	28.30	-1.22
Total - Short Term							\$9,905.48	\$8,604.34	\$1,301.14

Long Term	DESCRIPTION	QUANTITY	ADJ PRICE/ ORIG PRICE	DATE ACQUIRED	CLOSE DATE	PROCEEDS	ADJ COST/ ORIG COST	GAIN/LOSS
	ARTIO TOTAL RETURN BOND FUND CL I	66.8830	13 1300	11/08/06	02/05/09	829.34	878.17	-48.83
		1.3150	13.2300	11/30/06	02/05/09	16 30	17.40	-1 10
		1.3550	13.1700	12/29/06	02/05/09	16.80	17.84	-1.04
		94.5070	13.2000	01/04/07	02/05/09	1,171.89	1,247.49	-75.60
		1.7140	12.9900	01/31/07	02/05/09	21.25	22.26	-1.01
		1 8380	13.2100	03/01/07	02/05/09	22 79	24.28	-1.49
		1.9240	13.1700	04/02/07	02/05/09	23.85	25.34	-1.49
		1.8170	13 2000	04/30/07	02/05/09	22.53	23.98	-1.45
		2.0620	13.1000	06/01/07	02/05/09	25.56	27.01	-1.45
		1.8610	12 9900	07/02/07	02/05/09	23.07	24.17	-1.10
		1.9270	13.1000	08/01/07	02/05/09	23.89	25.25	-1.36
		1.9940	13.2100	08/31/07	02/05/09	24.72	26.34	-1.62
		1.6870	13.3100	10/02/07	02/05/09	20.92	22.45	-1.53
		1.8950	13.4700	11/01/07	02/05/09	23.50	25.53	-2.03



Realized Gain/Loss

As of Date: 2/05/10



Account Number: 7487-1263
BERDAN SUPPORT FUND

Long Term DESCRIPTION	Quantity	ADJ PRICE/ ORIG PRICE	DATE ACQUIRED	CLOSE DATE	PROCEEDS	ADJ COST/ ORIG COST	GAIN/LOSS
<i>Continued</i>							
CALAMOS GROWTH FUND CLASS A	1.6670	13.5600	11/30/07	02/05/09	20.67	22.61	-1.94
	9.2940	13.2500	12/31/07	02/05/09	115.25	123.14	-7.89
	1.7910	13.4700	02/01/08	02/05/09	22.21	24.13	-1.92
	19.7410	55.1500	11/08/06	02/05/09	577.62	1,088.71	-511.09
	1.6720	54.1400	11/17/06	02/05/09	48.92	90.52	-41.60
	11.6280	54.1000	01/04/07	02/05/09	340.23	629.08	-288.85
	7.6190	56.9800	11/19/07	02/05/09	222.94	434.14	-211.20
GALVERT INCOME FUND							
CL-I	151.0200	16.8200	05/03/07	02/05/09	2,049.34	2,540.15	-490.81
	1.7110	16.7000	06/01/07	02/05/09	23.21	28.58	-5.37
	1.6450	16.5500	07/02/07	02/05/09	22.32	27.22	-4.90
	1.6050	16.6700	07/30/07	02/05/09	21.78	26.76	-4.98
	1.6120	16.5800	08/31/07	02/05/09	21.87	26.73	-4.86
	1.8060	16.7200	10/01/07	02/05/09	24.50	30.20	-5.70
	1.8390	16.8700	10/29/07	02/05/09	24.95	31.02	-6.07
	1.8380	16.8700	11/30/07	02/05/09	24.94	31.00	-6.06
	3.2980	16.5800	12/10/07	02/05/09	44.75	54.68	-9.93
	3.4670	16.5800	12/10/07	02/05/09	47.05	57.48	-10.43
	1.7720	16.4300	12/31/07	02/05/09	24.04	29.11	-5.07
	1.9640	16.4800	02/01/08	02/05/09	26.65	32.37	-5.72
FEDERATED KAUFMANN SM							
CAP CL A	27.1460	24.6300	11/08/06	02/05/09	366.74	668.60	-301.86
	2.1790	23.7100	11/16/06	02/05/09	29.43	51.67	-22.24
	0.3910	23.7100	11/16/06	02/05/09	5.28	9.28	-4.00

001 / WD / WDCW

Realized Gain/Loss

As of Date: 2/05/10

Account Number: 7487-1263
BERDAN SUPPORT FUND


Long Term DESCRIPTION	Continued	QUANTITY	ADJ PRICE/ ORIG PRICE	DATE ACQUIRED	CLOSE DATE	PROCEEDS	ADJ COST/ ORIG COST	GAIN/LOSS
		11.3560	24.4900	01/04/07	02/05/09	153.42	278.12	-124.70
		1.5270	25.8200	11/16/07	02/05/09	20.63	39.42	-18.79
		0.6210	25.8200	11/16/07	02/05/09	8.40	16.03	-7.63
FEDERATED STRATEGIC								
VALUE FUND CLASS IN		41.8510	6.5400	07/10/07	02/05/09	150.24	273.70	-123.46
		248.8060	6.5600	07/11/07	02/05/09	893.21	1,632.17	-738.96
		1.7270	6.6000	07/23/07	02/05/09	6.20	11.40	-5.20
		2.1370	6.2000	08/22/07	02/05/09	7.67	13.25	-5.58
		2.2570	6.4300	09/21/07	02/05/09	8.10	14.51	-6.41
		1.8400	6.1800	10/23/07	02/05/09	6.60	11.37	-4.77
		2.4410	5.9700	11/21/07	02/05/09	8.76	14.57	-5.81
		12.5480	5.7700	11/27/07	02/05/09	45.05	72.40	-27.35
		13.6740	5.7700	11/27/07	02/05/09	49.09	78.90	-29.81
		4.1170	5.6600	12/21/07	02/05/09	14.78	23.30	-8.52
		0.4080	5.2000	01/24/08	02/05/09	1.46	2.12	-0.66
HARTFORD MUT FDS INC								
CAP APPREC FD CL A		36.8770	40.0700	11/08/06	02/05/09	750.81	1,477.66	-726.85
		4.6730	36.8800	11/14/06	02/05/09	95.14	172.34	-77.20
		2.6290	36.8800	11/14/06	02/05/09	53.52	96.94	-43.42
		0.3270	37.9500	12/22/06	02/05/09	6.65	12.42	-5.77
		22.1320	37.6600	01/04/07	02/05/09	450.62	833.50	-382.88
		8.0500	40.3800	11/16/07	02/05/09	163.90	325.06	-161.16
		2.8850	40.3800	11/16/07	02/05/09	58.74	116.48	-57.74

001 / WD / WDCW



Realized Gain/Loss

As of Date: 2/05/10



Account Number: 7487-1263
BERDAN SUPPORT FUND

Long Term Description	Quantity	Adj Price/Orig Price	Date Acquired	Close Date	Proceeds	Adj Cost/Orig Cost	Gain/Loss
<i>Continued</i>							
KINETICS SMALL CAP OPPORTUNITIES FUND INSTITUTIONAL CLASS	41.1600	25.4600	11/08/06	02/05/09	530.13	1,047.93	-517.80
	0.1480	26.9200	12/29/06	02/05/09	1.90	3.98	-2.08
	8.9820	27.1300	01/04/07	02/05/09	115.70	243.67	-127.97
	0.5150	31.8000	12/31/07	02/05/09	6.63	16.38	-9.75
	0.1300	31.8000	12/31/07	02/05/09	1.67	4.13	-2.46
LEGG MASON PARTNERS AGGRESSIVE GROWTH FD							
CL I	14.8400	119.6800	11/08/06	02/05/09	1,064.77	1,776.05	-711.28
	6.4680	120.4100	01/04/07	02/05/09	464.08	778.81	-314.73
MFS SER TR X EMERGING MKTS DEBT FD							
CL A	6.8110	14.0300	07/06/07	01/09/09	78.73	95.56	-16.83
	186.1000	14.0300	07/06/07	02/05/09	2,117.81	2,610.97	-493.16
	1.8070	13.7500	08/01/07	02/05/09	20.56	24.84	-4.28
	2.4730	13.6500	09/04/07	02/05/09	28.14	33.75	-5.61
	2.4110	14.0400	10/01/07	02/05/09	27.43	33.85	-6.42
	2.3720	14.3600	11/01/07	02/05/09	26.99	34.06	-7.07
	2.4660	13.8700	12/03/07	02/05/09	28.06	34.20	-6.14
	3.5080	13.8700	12/04/07	02/05/09	39.92	48.66	-8.74
	3.6070	13.8700	12/04/07	02/05/09	41.05	50.03	-8.98
	2.5080	13.8700	01/02/08	02/05/09	28.54	34.78	-6.24
	2.5200	13.9000	02/01/08	02/05/09	28.67	35.03	-6.36

Realized Gain/Loss

As of Date: 2/05/10

Account Number: 7487-1263
BERDAN SUPPORT FUND

Long Term	Continued	DESCRIPTION	QUANTITY	ADJ PRICE/ ORIG PRICE	DATE ACQUIRED	CLOSE DATE	PROCEEDS	ADJ COST/ ORIG COST	GAIN/LOSS
		NUVEEN INVT TR	94.3530	25.1100	11/08/06	02/05/09	1,016.17	2,369.20	-1,353.03
		NWQ MULTI-CAP VALUE FD	3.1350	24.5800	12/20/06	02/05/09	33.76	77.05	-43.29
		CL R	2.4760	24.5800	12/20/06	02/05/09	26.66	60.86	-34.20
			0.9790	24.5100	01/04/07	02/05/09	10.54	24.00	-13.46
			29.5690	24.5100	01/04/07	02/05/09	318.47	724.73	-406.26
			4.4460	21.4400	12/19/07	02/05/09	47.88	95.33	-47.45
			2.4500	21.4400	12/19/07	02/05/09	26.39	52.53	-26.14
			1.1430	21.9400	12/31/07	02/05/09	12.32	25.08	-12.76
		OPPENHEIMER GLOBAL FD	23.8280	76.0700	11/08/06	02/05/09	858.04	1,812.61	-954.57
		CL Y	0.5490	73.3000	12/11/06	02/05/09	19.76	40.24	-20.48
			2.6390	73.3000	12/11/06	02/05/09	95.03	193.43	-98.40
			0.2330	73.3000	12/11/06	02/05/09	8.39	17.08	-8.69
			11.1980	74.2500	01/04/07	02/05/09	403.24	831.48	-428.24
			0.2840	78.5500	08/10/07	02/05/09	10.22	22.31	-12.09
			0.8490	74.5300	12/11/07	02/05/09	30.57	63.30	-32.73
			3.8640	74.5300	12/11/07	02/05/09	139.15	287.97	-148.82
			0.1510	74.5300	12/11/07	02/05/09	5.43	11.23	-5.80
		PIONEER GLOBAL HIGH	250.1800	12.4500	01/10/07	02/05/09	1,673.70	3,114.74	-1,441.04
		YIELD CL A	1.8650	12.5300	02/01/07	02/05/09	12.47	23.37	-10.90
			3.0500	12.6700	03/01/07	02/05/09	20.40	38.64	-18.24
			3.1030	12.6800	04/02/07	02/05/09	20.75	39.34	-18.59

001 / WD / WDCW



Realized Gain/Loss

As of Date: 2/05/10



Account Number: 7487-1263
BERDAN SUPPORT FUND

Long Term DESCRIPTION	Quantity	ADJ PRICE/ ORIG PRICE	DATE ACQUIRED	CLOSE DATE	PROCEEDS	ADJ COST/ ORIG COST	GAIN/LOSS
<i>Continued</i>							
	3.0890	12.8300	05/01/07	02/05/09	20.66	39.63	-18.97
	3.1790	12.8500	06/01/07	02/05/09	21.26	40.85	-19.59
	3.3410	12.6600	07/02/07	02/05/09	22.35	42.30	-19.95
	3.5640	12.2100	08/01/07	02/05/09	23.84	43.52	-19.68
	3.7750	12.0600	09/04/07	02/05/09	25.25	45.53	-20.28
	3.8170	12.2600	10/01/07	02/05/09	25.53	46.80	-21.27
	3.5190	12.3000	11/01/07	02/05/09	23.54	43.28	-19.74
	3.9880	11.8200	11/29/07	02/05/09	26.68	47.14	-20.46
	1.0430	11.8200	11/29/07	02/05/09	6.97	12.33	-5.36
	3.7820	11.8300	12/03/07	02/05/09	25.30	44.74	-19.44
	5.5680	11.7300	01/02/08	02/05/09	37.25	65.31	-28.06
	4.1470	11.3500	02/01/08	02/05/09	27.74	47.07	-19.33
RS INVT TR GLOBAL NATURAL RES FD CLASS A	26.1370	35.0100	04/13/07	02/05/09	534.76	915.05	-380.29
	0.0040	36.8100	12/24/07	02/05/09	0.08	0.13	-0.05
	3.0850	36.8100	12/24/07	02/05/09	63.12	113.55	-50.43
	0.3360	36.8100	12/24/07	02/05/09	6.87	12.36	-5.49
SELIGMAN COMMUNICATNS & INFORMATION FUND CLASS A	378.5080	23.8100	03/31/05	02/05/09	9,889.20	9,012.27	876.93
T ROWE PRICE REAL ESTATE FD INC	29.5680	24.3200	11/08/06	02/05/09	255.17	719.09	-463.92
	0.8370	24.9300	12/21/06	02/05/09	7.22	20.87	-13.65
	1.8000	24.9300	12/21/06	02/05/09	15.53	44.88	-29.35

001 / WD / WDCW

Realized Gain/Loss

As of Date: 2/05/10

Account Number: 7487-1263
BERDAN SUPPORT FUND

Long Term Description	Quantity	Adj Price/ Orig Price	Date Acquired	Close Date	Proceeds	Adj Cost/ Orig Cost	Gain/Loss
	19.1550	25.3000	01/04/07	02/05/09	165.31	484.63	-319.32
	0.6980	25.3100	03/30/07	02/05/09	6.02	17.66	-11.64
	1.2460	25.3100	03/30/07	02/05/09	10.75	31.54	-20.79
	0.2000	25.3100	03/30/07	02/05/09	1.72	5.05	-3.33
	0.9280	23.5000	06/29/07	02/05/09	8.01	21.81	-13.80
	0.3980	23.2600	10/01/07	02/05/09	3.43	9.25	-5.82
	0.6980	18.8500	12/20/07	02/05/09	6.02	13.16	-7.14
	1.4550	18.8500	12/20/07	02/05/09	12.56	27.42	-14.86
THIRD AVE TR VALUE TR	21.6810	60.7900	11/08/06	02/05/09	673.62	1,317.97	-644.35
	2.2940	58.9900	12/26/06	02/05/09	71.27	135.32	-64.05
	0.0670	58.9900	12/26/06	02/05/09	2.08	3.93	-1.85
	0.0060	58.9900	12/26/06	02/05/09	0.18	0.34	-0.16
	9.6400	59.3400	01/04/07	02/05/09	299.53	572.06	-272.53
	1.4660	59.9000	12/21/07	02/05/09	45.55	87.79	-42.24
	0.4080	59.9000	12/21/07	02/05/09	12.68	24.46	-11.78
	0.0040	59.9000	12/21/07	02/05/09	0.12	0.22	-0.10
THORNBURG INVT TR	89.5890	20.8700	10/18/07	02/05/09	740.90	1,869.72	-1,128.82
GLOBAL OPPORTUNITIES FD	0.3440	18.9500	11/21/07	02/05/09	2.84	6.52	-3.68
CL I	3.1550	18.9500	11/21/07	02/05/09	26.09	59.78	-33.69
	0.5360	19.1800	12/28/07	02/05/09	4.43	10.28	-5.85
TWEEDY BROWNE GLOBAL	12.7020	30.2500	11/08/06	02/05/09	189.38	384.23	-194.85
VALUE FUND	1.7630	30.9200	01/03/07	02/05/09	26.28	54.50	-28.22

001 / WD / WDCW



Realized Gain/Loss

As of Date: 2/05/10



Account Number: 7487-1263
BERDAN SUPPORT FUND

Long Term DESCRIPTION	Quantity	ADJ PRICE/ ORIG PRICE	DATE ACQUIRED	CLOSE DATE	PROCEEDS	ADJ COST/ ORIG COST	GAIN/LOSS
	1.4370	30 9200	01/03/07	02/05/09	21 42	44 43	-23.01
	24.4700	31 1400	01/04/07	02/05/09	364 86	762.00	-397.14
	1.1840	29 9100	01/02/08	02/05/09	17.65	35.41	-17.76
	7.1520	29.9100	01/02/08	02/05/09	106 64	213 92	-107.28
Total - Long Term					\$32,641.87	\$48,361.65	-\$15,719.78

THIS PAGE IS INTENTIONALLY LEFT BLANK



Annual Statement Information

Page 28 of 30



Account Number: 7487-1263
BERDAN SUPPORT FUND

As of Date: 2/05/10

The information on the following pages is from your monthly client statements and is as of the end of the year. This information may not match the information presented on preceding pages due to changes that occur after year end as well as special tax reporting requirements. This information is not reported to the IRS. This section should be retained separately from the preceding pages. If you receive an Amended Form in the future, that package will NOT contain the Annual Statement Information pages.

Portfolio summary

Asset type	Value on Dec 31
Cash and sweep balances	511.97
Stocks and options	0.00
Fixed income securities	0.00
Mutual funds	54,958.82
Asset Value	\$55,470.79

Statement activity detail summary

Withdrawals by check	Total as of Dec 31
Other subtractions	-36,500.00
	-494.65

Unrealized gain/loss summary

Short term	Total as of Dec 31
Long term	6,277.61
Total	7,592.92
	\$13,870.53

Annual Statement Information

As of Date: 2/05/10

Account Number: 7487-1263
BERDAN SUPPORT FUND

Activity detail by type

DATE	ACCOUNT TYPE	TRANSACTION	QUANTITY	DESCRIPTION	AMOUNT
12/29	Cash	TRANSFER	507.20900	SELIGMAN COMMUNICATNS & INFORMATION FUND CLASS A	0.00
				FROM 35772114-1 ANNAMAE B SHERIDAN TRUS	

Total Other additions: \$0.00

Other subtractions

DATE	ACCOUNT TYPE	TRANSACTION	QUANTITY	DESCRIPTION	AMOUNT
1/09	Cash	INV CONS FEE		FUND SOURCE FEE QUARTERLY FEE	-78.73
2/11	Cash	INV CONS FEE		CUSTOM CHOICE FEE INITIAL FEE	-58.64
4/09	Cash	INV CONS FEE		CUSTOM CHOICE FEE QUARTERLY FEE	-107.19
7/10	Cash	INV CONS FEE		CUSTOM CHOICE FEE QUARTERLY FEE	-119.36
10/09	Cash	INV CONS FEE		CUSTOM CHOICE FEE QUARTERLY FEE	-130.73


Total Other subtractions: -\$494.65



Annual Statement Information

Page 30 of 30

As of Date: 2/05/10



Account Number: 7487-1263
 BERDAN SUPPORT FUND

Activity detail by type *Continued*

Withdrawals by check

DATE	TRANSACTION	DESCRIPTION	AMOUNT
4/17	CHECK ISSUED	CHECK ISSUED CHK ISS #RC030318518	-13,500.00
11/06	CHECK ISSUED	CHECK ISSUED CHK ISS #RC030319903	-23,000.00
Total Withdrawals by check			-\$36,500.00

001 / WD / WDCW

Application for Extension of Time To File an Exempt Organization Return

Department of the Treasury
Internal Revenue Service

► **File a separate application for each return.**

- If you are filing for an **Automatic 3-Month Extension**, complete only **Part I** and check this box
- If you are filing for an **Additional (Not Automatic) 3-Month Extension**, complete only **Part II** (on page 2 of this form)

Do not complete Part II unless you have already been granted an automatic 3-month extension on a previously filed Form 8868.

Part I Automatic 3-Month Extension of Time. Only submit original (no copies needed).

A corporation required to file Form 990-T and requesting an automatic 6-month extension – check this box and complete Part I only

All other corporations (including 1120-C filers), partnerships, REMICS, and trusts must use Form 7004 to request an extension of time to file income tax returns

Electronic Filing (e-file). Generally, you can electronically file Form 8868 if you want a 3-month automatic extension of time to file one of the returns noted below (6 months for a corporation required to file Form 990-T). However, you cannot file Form 8868 electronically if (1) you want the additional (not automatic) 3-month extension or (2) you file Forms 990-BL, 6069, or 8870, group returns, or a composite or consolidated Form 990-T. Instead, you must submit the fully completed and signed page 2 (Part II) of Form 8868. For more details on the electronic filing of this form, visit www.irs.gov/efile and click on *e-file for Charities & Nonprofits*

Type or print	Name of Exempt Organization BERDAN SUPPORT FUND	Employer identification number 23-2746616
File by the due date for filing your return. See instructions	Number, street, and room or suite number. If a P O box, see instructions 2 CEDARWOOD LANE	
	City, town or post office, state, and ZIP code. For a foreign address, see instructions MENDENHALL PA 19357-0812	

Check type of return to be filed (file a separate application for each return)

<input checked="" type="checkbox"/> Form 990	<input type="checkbox"/> Form 990-T (corporation)	<input type="checkbox"/> Form 4720
<input type="checkbox"/> Form 990-BL	<input type="checkbox"/> Form 990-T (section 401(a) or 408(a) trust)	<input type="checkbox"/> Form 5227
<input type="checkbox"/> Form 990-EZ	<input type="checkbox"/> Form 990-T (trust other than above)	<input type="checkbox"/> Form 6069
<input type="checkbox"/> Form 990-PF	<input type="checkbox"/> Form 1041-A	<input type="checkbox"/> Form 8870

• The books are in the care of _____

Telephone No. _____ FAX No. _____

- If the organization does not have an office or place of business in the United States, check this box
- If this is for a Group Return, enter the organization's four digit Group Exemption Number (GEN) _____ If this is for the whole group, check this box . If it is for part of the group, check this box and attach a list with the names and EINs of all members the extension will cover.

1 I request an automatic 3-month (6 months for a corporation required to file Form 990-T) extension of time until Aug 16, 2010, to file the exempt organization return for the organization named above.
The extension is for the organization's return for
 ► calendar year 2009 or
 ► tax year beginning _____, 20____, and ending _____, 20____

2 If this tax year is for less than 12 months, check reason Initial return Final return Change in accounting period

3a If this application is for Form 990-BL, 990-PF, 990-T, 4720, or 6069, enter the tentative tax, less any nonrefundable credits. See instructions	3a	\$ 0.
b If this application is for Form 990-PF or 990-T, enter any refundable credits and estimated tax payments made. Include any prior year overpayment allowed as a credit	3b	\$ 0.
c Balance Due. Subtract line 3b from line 3a. Include your payment with this form, or, if required, deposit with FTD coupon or, if required, by using EFTPS (Electronic Federal Tax Payment System). See instructions	3c	\$ 0.

Caution. If you are going to make an electronic fund withdrawal with this Form 8868, see Form 8453-EO and Form 8879-EO for payment instructions

BAA For Privacy Act and Paperwork Reduction Act Notice, see instructions.

EXTENSION
GRANTED