



See a Social Security Number? Say Something!
Report Privacy Problems to <https://public.resource.org/privacy>
Or call the IRS Identity Theft Hotline at 1-800-908-4490



Return of Private Foundation
or Section 4947(a)(1) Nonexempt Charitable Trust
Treated as a Private Foundation

2009

Department of the Treasury
Internal Revenue Service


Note. The foundation may be able to use a copy of this return to satisfy state reporting requirements.

For calendar year **2009**, or tax year beginning _____, and ending _____

G Check all that apply: Initial return Amended return Initial return of a former public charity Address change Final return Name change

Use the IRS label.	Name of foundation LOUISE WASHINGTON CHARITABLE TRUST	A Employer identification number 22-6580528
Otherwise, print or type	C/O PNC BANK, N. A. - TRUSTEE	B Telephone number (215) 585-5597
See Specific Instructions.	Number and street (or P O box number if mail is not delivered to street address) Room/suite 1600 MARKET STREET - TAX DEPARTMENT	C If exemption application is pending, check here <input type="checkbox"/>
	City or town, state, and ZIP code PHILADELPHIA, PA 19103-7240	D 1 Foreign organizations, check here <input type="checkbox"/> 2. Foreign organizations meeting the 85% test, check here and attach computation <input type="checkbox"/>
H Check type of organization: <input checked="" type="checkbox"/> Section 501(c)(3) exempt private foundation <input type="checkbox"/> Section 4947(a)(1) nonexempt charitable trust <input type="checkbox"/> Other taxable private foundation	J Accounting method: <input checked="" type="checkbox"/> Cash <input type="checkbox"/> Accrual <input type="checkbox"/> Other (specify) _____	E If private foundation status was terminated under section 507(b)(1)(A), check here <input type="checkbox"/>
I Fair market value of all assets at end of year (from Part II, col. (c), line 16) \$ 21,275,706. (Part I, column (d) must be on cash basis.)		F If the foundation is in a 60-month termination under section 507(b)(1)(B), check here <input type="checkbox"/>

	(a) Revenue and expenses per books	(b) Net investment income	(c) Adjusted net income	(d) Disbursements for charitable purposes (cash basis only)
Part I Analysis of Revenue and Expenses <small>(The total of amounts in columns (b), (c), and (d) may not necessarily equal the amounts in column (a))</small>			N/A	
1 Contributions, gifts, grants, etc., received				
2 Check <input checked="" type="checkbox"/> if the foundation is not required to attach Sch B				
3 Interest on savings and temporary cash investments				
4 Dividends and interest from securities	593,880.	593,880.		STATEMENT 1
5a Gross rents				
b Net rental income or (loss)				
6a Net gain or (loss) from sale of assets not on line 10	1,392,104.			
b Gross sales price for all assets on line 6a 11,684,463.				
7 Capital gain net income (from Part IV, line 2)		1,392,104.		
8 Net short-term capital gain				
9 Income modifications				
10a Gross sales less returns and allowances				
b Less Cost of goods sold				
c Gross profit or (loss)				
11 Other income				
12 Total. Add lines 1 through 11	1,985,984.	1,985,984.		
13 Compensation of officers, directors, trustees, etc	109,974.	82,481.		27,493.
14 Other employee salaries and wages				
15 Pension plans, employee benefits				
16a Legal fees STMT 2	3,094.	0.		3,094.
b Accounting fees STMT 3	2,240.	0.		2,240.
c Other professional fees STMT 4	17,767.	17,767.		0.
17 Interest				
18 Taxes STMT 5	32,934.	6,834.		0.
19 Depreciation and depletion				
20 Occupancy				
21 Travel, conferences, and meetings				
22 Printing and publications				
23 Other expenses STMT 6	794.	794.		0.
24 Total operating and administrative expenses. Add lines 13 through 23	166,803.	107,876.		32,827.
25 Contributions, gifts, grants paid	1,210,000.			1,210,000.
26 Total expenses and disbursements. Add lines 24 and 25	1,376,803.	107,876.		1,242,827.
27 Subtract line 26 from line 12:				
a Excess of revenue over expenses and disbursements	609,181.			
b Net investment income (if negative, enter -0-)		1,878,108.		
c Adjusted net income (if negative, enter -0-)			N/A	



SCANNED OCT 06 2010

None 14

LOUISE WASHINGTON CHARITABLE TRUST

Form 990-PF (2009)

C/O PNC BANK, N. A. - TRUSTEE

22-6580528

Page 2

Part II Balance Sheets		Attached schedules and amounts in the description column should be for end-of-year amounts only		
		Beginning of year	End of year	
		(a) Book Value	(b) Book Value	(c) Fair Market Value
Assets	1 Cash - non-interest-bearing			
	2 Savings and temporary cash investments			
	3 Accounts receivable ▶			
	Less: allowance for doubtful accounts ▶			
	4 Pledges receivable ▶			
	Less: allowance for doubtful accounts ▶			
	5 Grants receivable			
	6 Receivables due from officers, directors, trustees, and other disqualified persons			
	7 Other notes and loans receivable ▶			
	Less: allowance for doubtful accounts ▶			
	8 Inventories for sale or use			
	9 Prepaid expenses and deferred charges			
	10a Investments - U.S. and state government obligations STMT 8	421,909.	497,889.	482,823.
	b Investments - corporate stock STMT 9	13,815,470.	15,128,198.	16,435,241.
	c Investments - corporate bonds STMT 10	3,044,750.	3,252,666.	3,359,308.
11 Investments - land, buildings, and equipment: basis ▶				
Less accumulated depreciation ▶				
12 Investments - mortgage loans				
13 Investments - other STMT 11	2,247,788.	1,056,538.	998,334.	
14 Land, buildings, and equipment: basis ▶				
Less accumulated depreciation ▶				
15 Other assets (describe ▶)				
16 Total assets (to be completed by all filers)	19,529,917.	19,935,291.	21,275,706.	
Liabilities	17 Accounts payable and accrued expenses			
	18 Grants payable			
	19 Deferred revenue			
	20 Loans from officers, directors, trustees, and other disqualified persons			
	21 Mortgages and other notes payable			
	22 Other liabilities (describe ▶)			
23 Total liabilities (add lines 17 through 22)	0.	0.		
Net Assets or Fund Balances	Foundations that follow SFAS 117, check here and complete lines 24 through 26 and lines 30 and 31. ▶ <input type="checkbox"/>			
	24 Unrestricted			
	25 Temporarily restricted			
	26 Permanently restricted			
	Foundations that do not follow SFAS 117, check here and complete lines 27 through 31. ▶ <input checked="" type="checkbox"/>			
	27 Capital stock, trust principal, or current funds	19,529,917.	19,935,291.	
	28 Paid-in or capital surplus, or land, bldg., and equipment fund	0.	0.	
29 Retained earnings, accumulated income, endowment, or other funds	0.	0.		
30 Total net assets or fund balances	19,529,917.	19,935,291.		
31 Total liabilities and net assets/fund balances	19,529,917.	19,935,291.		

Part III Analysis of Changes in Net Assets or Fund Balances

1 Total net assets or fund balances at beginning of year - Part II, column (a), line 30 (must agree with end-of-year figure reported on prior year's return)	1	19,529,917.
2 Enter amount from Part I, line 27a	2	609,181.
3 Other increases not included in line 2 (itemize) ▶	3	0.
4 Add lines 1, 2, and 3	4	20,139,098.
5 Decreases not included in line 2 (itemize) ▶ SEE STATEMENT 7	5	203,807.
6 Total net assets or fund balances at end of year (line 4 minus line 5) - Part II, column (b), line 30	6	19,935,291.

LOUISE WASHINGTON CHARITABLE TRUST

Form 990-PF (2009)

C/O PNC BANK, N. A. - TRUSTEE

22-6580528

Page 3

Part IV Capital Gains and Losses for Tax on Investment Income

(a) List and describe the kind(s) of property sold (e.g., real estate, 2-story brick warehouse; or common stock, 200 shs. MLC Co.)	(b) How acquired P - Purchase D - Donation	(c) Date acquired (mo., day, yr.)	(d) Date sold (mo., day, yr.)
1a SEE ATTACHED GAIN/LOSS REPORT	P		
b SHORT-TERM CAPITAL GAIN DISTRIBUTIONS	P		11/09/09
c PROCEEDS CLASS ACTION SETTLEMENTS	P		VARIOUS
d			
e			

(e) Gross sales price	(f) Depreciation allowed (or allowable)	(g) Cost or other basis plus expense of sale	(h) Gain or (loss) (e) plus (f) minus (g)
a 11,675,770.		10,292,359.	1,383,411.
b 1,685.			1,685.
c 7,008.			7,008.
d			
e			

Complete only for assets showing gain in column (h) and owned by the foundation on 12/31/69			(i) Gains (Col. (h) gain minus col. (k), but not less than -0-) or Losses (from col. (h))
(j) F.M.V. as of 12/31/69	(k) Adjusted basis as of 12/31/69	(l) Excess of col. (j) over col. (k), if any	
a			1,383,411.
b			1,685.
c			7,008.
d			
e			

2 Capital gain net income or (net capital loss) { If gain, also enter in Part I, line 7 If (loss), enter -0- in Part I, line 7 }	2	1,392,104.
3 Net short-term capital gain or (loss) as defined in sections 1222(5) and (6): If gain, also enter in Part I, line 8, column (c). If (loss), enter -0- in Part I, line 8 }	3	N/A

Part V Qualification Under Section 4940(e) for Reduced Tax on Net Investment Income

(For optional use by domestic private foundations subject to the section 4940(a) tax on net investment income.)

If section 4940(d)(2) applies, leave this part blank.

Was the foundation liable for the section 4942 tax on the distributable amount of any year in the base period? Yes No

If "Yes," the foundation does not qualify under section 4940(e). Do not complete this part.

1 Enter the appropriate amount in each column for each year; see instructions before making any entries.

(a) Base period years Calendar year (or tax year beginning in)	(b) Adjusted qualifying distributions	(c) Net value of noncharitable-use assets	(d) Distribution ratio (col. (b) divided by col. (c))
2008	1,329,284.	24,028,699.	.055321
2007	1,509,204.	27,869,880.	.054152
2006	1,494,458.	26,339,007.	.056739
2005	1,417,573.	25,725,230.	.055104
2004	1,413,492.	27,007,290.	.052337

2 Total of line 1, column (d)	2	.273653
3 Average distribution ratio for the 5-year base period - divide the total on line 2 by 5, or by the number of years the foundation has been in existence if less than 5 years	3	.054731
4 Enter the net value of noncharitable-use assets for 2009 from Part X, line 5	4	19,458,964.
5 Multiply line 4 by line 3	5	1,065,009.
6 Enter 1% of net investment income (1% of Part I, line 27b)	6	18,781.
7 Add lines 5 and 6	7	1,083,790.
8 Enter qualifying distributions from Part XII, line 4 If line 8 is equal to or greater than line 7, check the box in Part VI, line 1b, and complete that part using a 1% tax rate. See the Part VI instructions.	8	1,242,827.

LOUISE WASHINGTON CHARITABLE TRUST

Form 990-PF (2009)

C/O PNC BANK, N. A. - TRUSTEE

22-6580528 Page 4

Part VI Excise Tax Based on Investment Income (Section 4940(a), 4940(b), 4940(e), or 4948 - see instructions)

1a	Exempt operating foundations described in section 4940(d)(2), check here <input type="checkbox"/> and enter "N/A" on line 1. Date of ruling or determination letter: _____ (attach copy of letter if necessary-see instructions)		
b	Domestic foundations that meet the section 4940(e) requirements in Part V, check here <input checked="" type="checkbox"/> and enter 1% of Part I, line 27b	1	18,781.
c	All other domestic foundations enter 2% of line 27b. Exempt foreign organizations enter 4% of Part I, line 12, col. (b)		
2	Tax under section 511 (domestic section 4947(a)(1) trusts and taxable foundations only. Others enter -0-)	2	0.
3	Add lines 1 and 2	3	18,781.
4	Subtitle A (income) tax (domestic section 4947(a)(1) trusts and taxable foundations only. Others enter -0-)	4	0.
5	Tax based on investment income. Subtract line 4 from line 3. If zero or less, enter -0-	5	18,781.
6	Credits/Payments:		
a	2009 estimated tax payments and 2008 overpayment credited to 2009	6a	47,400.
b	Exempt foreign organizations - tax withheld at source	6b	
c	Tax paid with application for extension of time to file (Form 8868)	6c	
d	Backup withholding erroneously withheld	6d	
7	Total credits and payments. Add lines 6a through 6d	7	47,400.
8	Enter any penalty for underpayment of estimated tax. Check here <input type="checkbox"/> if Form 2220 is attached	8	
9	Tax due. If the total of lines 5 and 8 is more than line 7, enter amount owed	9	
10	Overpayment. If line 7 is more than the total of lines 5 and 8, enter the amount overpaid	10	28,619.
11	Enter the amount of line 10 to be: Credited to 2010 estimated tax <input checked="" type="checkbox"/> 28,619. <input checked="" type="checkbox"/> Refunded <input type="checkbox"/>	11	0.

Part VII-A Statements Regarding Activities

	Yes	No
1a		X
1b		X
1c		X
2		X
3		X
4a		X
4b		
5		X
6	X	
7	X	
8a		
8b	X	
9		X
10		X

N/A

Form 990-PF (2009)

LOUISE WASHINGTON CHARITABLE TRUST

Part VII-A Statements Regarding Activities (continued)

11	At any time during the year, did the foundation, directly or indirectly, own a controlled entity within the meaning of section 512(b)(13)? If "Yes," attach schedule (see instructions)	11		X
12	Did the foundation acquire a direct or indirect interest in any applicable insurance contract before August 17, 2008?	12		X
13	Did the foundation comply with the public inspection requirements for its annual returns and exemption application? Website address ► N/A	13		
14	The books are in care of ► PNC BANK, N. A. - TAX DEPARTMENT Telephone no. ► (215) 585-5597 Located at ► 1600 MARKET STREET, PHILADELPHIA, PA ZIP+4 ► 19103-7240			
15	Section 4947(a)(1) nonexempt charitable trusts filing Form 990-PF in lieu of Form 1041 - Check here and enter the amount of tax-exempt interest received or accrued during the year		15	N/A

Part VII-B Statements Regarding Activities for Which Form 4720 May Be Required

File Form 4720 if any item is checked in the "Yes" column, unless an exception applies.

	Yes	No
1a During the year did the foundation (either directly or indirectly):		
(1) Engage in the sale or exchange, or leasing of property with a disqualified person? <input type="checkbox"/> Yes <input checked="" type="checkbox"/> No		
(2) Borrow money from, lend money to, or otherwise extend credit to (or accept it from) a disqualified person? <input type="checkbox"/> Yes <input checked="" type="checkbox"/> No		
(3) Furnish goods, services, or facilities to (or accept them from) a disqualified person? <input type="checkbox"/> Yes <input checked="" type="checkbox"/> No		
(4) Pay compensation to, or pay or reimburse the expenses of, a disqualified person? <input type="checkbox"/> Yes <input checked="" type="checkbox"/> No		
(5) Transfer any income or assets to a disqualified person (or make any of either available for the benefit or use of a disqualified person)? <input type="checkbox"/> Yes <input checked="" type="checkbox"/> No		
(6) Agree to pay money or property to a government official? (Exception. Check "No" if the foundation agreed to make a grant to or to employ the official for a period after termination of government service, if terminating within 90 days.) <input type="checkbox"/> Yes <input checked="" type="checkbox"/> No		
b If any answer is "Yes" to 1a(1)-(6), did any of the acts fail to qualify under the exceptions described in Regulations section 53.4941(d)-3 or in a current notice regarding disaster assistance (see page 20 of the instructions)? Organizations relying on a current notice regarding disaster assistance check here		
	N/A	1b
c Did the foundation engage in a prior year in any of the acts described in 1a, other than excepted acts, that were not corrected before the first day of the tax year beginning in 2009?		X
2 Taxes on failure to distribute income (section 4942) (does not apply for years the foundation was a private operating foundation defined in section 4942(j)(3) or 4942(j)(5)):		
a At the end of tax year 2009, did the foundation have any undistributed income (lines 6d and 6e, Part XIII) for tax year(s) beginning before 2009? <input type="checkbox"/> Yes <input checked="" type="checkbox"/> No If "Yes," list the years ►		
b Are there any years listed in 2a for which the foundation is not applying the provisions of section 4942(a)(2) (relating to incorrect valuation of assets) to the year's undistributed income? (If applying section 4942(a)(2) to all years listed, answer "No" and attach statement - see instructions.)		
	N/A	2b
c If the provisions of section 4942(a)(2) are being applied to any of the years listed in 2a, list the years here. ►		
3a Did the foundation hold more than a 2% direct or indirect interest in any business enterprise at any time during the year? <input type="checkbox"/> Yes <input checked="" type="checkbox"/> No		
b If "Yes," did it have excess business holdings in 2009 as a result of (1) any purchase by the foundation or disqualified persons after May 26, 1969; (2) the lapse of the 5-year period (or longer period approved by the Commissioner under section 4943(c)(7)) to dispose of holdings acquired by gift or bequest; or (3) the lapse of the 10-, 15-, or 20-year first phase holding period? (Use Schedule C, Form 4720, to determine if the foundation had excess business holdings in 2009.)		
	N/A	3b
4a Did the foundation invest during the year any amount in a manner that would jeopardize its charitable purposes?		X
b Did the foundation make any investment in a prior year (but after December 31, 1969) that could jeopardize its charitable purpose that had not been removed from jeopardy before the first day of the tax year beginning in 2009?		X

LOUISE WASHINGTON CHARITABLE TRUST

Form 990-PF (2009)

C/O PNC BANK, N. A. - TRUSTEE

22-6580528

Page 6

Part VII-B Statements Regarding Activities for Which Form 4720 May Be Required (continued)

5a During the year did the foundation pay or incur any amount to:

- (1) Carry on propaganda, or otherwise attempt to influence legislation (section 4945(e))? Yes No
- (2) Influence the outcome of any specific public election (see section 4955); or to carry on, directly or indirectly, any voter registration drive? Yes No
- (3) Provide a grant to an individual for travel, study, or other similar purposes? Yes No
- (4) Provide a grant to an organization other than a charitable, etc., organization described in section 509(a)(1), (2), or (3), or section 4940(d)(2)? Yes No
- (5) Provide for any purpose other than religious, charitable, scientific, literary, or educational purposes, or for the prevention of cruelty to children or animals? Yes No

b If any answer is "Yes" to 5a(1)-(5), did any of the transactions fail to qualify under the exceptions described in Regulations section 53.4945 or in a current notice regarding disaster assistance (see instructions)? Yes No
 Organizations relying on a current notice regarding disaster assistance check here N/A

c If the answer is "Yes" to question 5a(4), does the foundation claim exemption from the tax because it maintained expenditure responsibility for the grant? Yes No
 If "Yes," attach the statement required by Regulations section 53.4945-5(d). N/A

6a Did the foundation, during the year, receive any funds, directly or indirectly, to pay premiums on a personal benefit contract? Yes No

b Did the foundation, during the year, pay premiums, directly or indirectly, on a personal benefit contract? Yes No
 If "Yes" to 6b, file Form 8870.

7a At any time during the tax year, was the foundation a party to a prohibited tax shelter transaction? Yes No

b If yes, did the foundation receive any proceeds or have any net income attributable to the transaction? Yes No

5b		
6b		X
7b		

Part VIII Information About Officers, Directors, Trustees, Foundation Managers, Highly Paid Employees, and Contractors

1 List all officers, directors, trustees, foundation managers and their compensation.

(a) Name and address	(b) Title, and average hours per week devoted to position	(c) Compensation (If not paid, enter -0-)	(d) Contributions to employee benefit plans and deferred compensation	(e) Expense account, other allowances
PNC BANK, N. A. 1600 MARKET STREET PHILADELPHIA, PA 191037240	TRUSTEE 0.00	109,974.	0.	0.

2 Compensation of five highest-paid employees (other than those included on line 1). If none, enter "NONE."

(a) Name and address of each employee paid more than \$50,000	(b) Title, and average hours per week devoted to position	(c) Compensation	(d) Contributions to employee benefit plans and deferred compensation	(e) Expense account, other allowances
NONE				

Total number of other employees paid over \$50,000 0

LOUISE WASHINGTON CHARITABLE TRUST

C/O PNC BANK, N. A. - TRUSTEE

22-6580528

Part VIII

Information About Officers, Directors, Trustees, Foundation Managers, Highly Paid Employees, and Contractors (continued)

3 Five highest-paid independent contractors for professional services. If none, enter "NONE."

(a) Name and address of each person paid more than \$50,000	(b) Type of service	(c) Compensation
NONE		

Total number of others receiving over \$50,000 for professional services 0

Part IX-A

Summary of Direct Charitable Activities

List the foundation's four largest direct charitable activities during the tax year. Include relevant statistical information such as the number of organizations and other beneficiaries served, conferences convened, research papers produced, etc.	Expenses
1 N/A	
2	
3	
4	

Part IX-B

Summary of Program-Related Investments

Describe the two largest program-related investments made by the foundation during the tax year on lines 1 and 2.	Amount
1 N/A	
2	
3 All other program-related investments. See instructions.	

Total. Add lines 1 through 3 0.

LOUISE WASHINGTON CHARITABLE TRUST
C/O PNC BANK, N. A. - TRUSTEE

Part X Minimum Investment Return (All domestic foundations must complete this part. Foreign foundations, see instructions.)

1	Fair market value of assets not used (or held for use) directly in carrying out charitable, etc., purposes:		
a	Average monthly fair market value of securities	1a	19,755,293.
b	Average of monthly cash balances	1b	
c	Fair market value of all other assets	1c	
d	Total (add lines 1a, b, and c)	1d	19,755,293.
e	Reduction claimed for blockage or other factors reported on lines 1a and 1c (attach detailed explanation)	1e	0.
2	Acquisition indebtedness applicable to line 1 assets	2	0.
3	Subtract line 2 from line 1d	3	19,755,293.
4	Cash deemed held for charitable activities. Enter 1 1/2% of line 3 (for greater amount, see instructions)	4	296,329.
5	Net value of noncharitable-use assets Subtract line 4 from line 3. Enter here and on Part V, line 4	5	19,458,964.
6	Minimum investment return. Enter 5% of line 5	6	972,948.

Part XI Distributable Amount (see instructions) (Section 4942(j)(3) and (j)(5) private operating foundations and certain foreign organizations check here and do not complete this part.)

1	Minimum investment return from Part X, line 6	1	972,948.
2a	Tax on investment income for 2009 from Part VI, line 5	2a	18,781.
b	Income tax for 2009. (This does not include the tax from Part VI.)	2b	
c	Add lines 2a and 2b	2c	18,781.
3	Distributable amount before adjustments. Subtract line 2c from line 1	3	954,167.
4	Recoveries of amounts treated as qualifying distributions	4	0.
5	Add lines 3 and 4	5	954,167.
6	Deduction from distributable amount (see instructions)	6	0.
7	Distributable amount as adjusted. Subtract line 6 from line 5. Enter here and on Part XIII, line 1	7	954,167.

Part XII Qualifying Distributions (see instructions)

1	Amounts paid (including administrative expenses) to accomplish charitable, etc., purposes:		
a	Expenses, contributions, gifts, etc. - total from Part I, column (d), line 26	1a	1,242,827.
b	Program-related investments - total from Part IX-B	1b	0.
2	Amounts paid to acquire assets used (or held for use) directly in carrying out charitable, etc., purposes	2	
3	Amounts set aside for specific charitable projects that satisfy the:		
a	Suitability test (prior IRS approval required)	3a	
b	Cash distribution test (attach the required schedule)	3b	
4	Qualifying distributions Add lines 1a through 3b. Enter here and on Part V, line 8, and Part XIII, line 4	4	1,242,827.
5	Foundations that qualify under section 4940(e) for the reduced rate of tax on net investment income. Enter 1% of Part I, line 27b	5	18,781.
6	Adjusted qualifying distributions. Subtract line 5 from line 4	6	1,224,046.

Note The amount on line 6 will be used in Part V, column (b), in subsequent years when calculating whether the foundation qualifies for the section 4940(e) reduction of tax in those years.

LOUISE WASHINGTON CHARITABLE TRUST
C/O PNC BANK, N. A. - TRUSTEE

Part XIII Undistributed Income (see instructions)

	(a) Corpus	(b) Years prior to 2008	(c) 2008	(d) 2009
1 Distributable amount for 2009 from Part XI, line 7				954,167.
2 Undistributed income, if any, as of the end of 2009				
a Enter amount for 2008 only			0.	
b Total for prior years:		0.		
3 Excess distributions carryover, if any, to 2009:				
a From 2004	101,143.			
b From 2005	156,215.			
c From 2006	205,688.			
d From 2007	151,294.			
e From 2008	139,435.			
f Total of lines 3a through e	753,775.			
4 Qualifying distributions for 2009 from Part XII, line 4: ▶ \$	1,242,827.			
a Applied to 2008, but not more than line 2a			0.	
b Applied to undistributed income of prior years (Election required - see instructions)		0.		
c Treated as distributions out of corpus (Election required - see instructions)	0.			
d Applied to 2009 distributable amount				954,167.
e Remaining amount distributed out of corpus	288,660.			
5 Excess distributions carryover applied to 2009 (If an amount appears in column (d), the same amount must be shown in column (a))	0.			0.
6 Enter the net total of each column as indicated below:				
a Corpus Add lines 3f, 4c, and 4e Subtract line 5	1,042,435.			
b Prior years' undistributed income. Subtract line 4b from line 2b		0.		
c Enter the amount of prior years' undistributed income for which a notice of deficiency has been issued, or on which the section 4942(a) tax has been previously assessed		0.		
d Subtract line 6c from line 6b. Taxable amount - see instructions		0.		
e Undistributed income for 2008. Subtract line 4a from line 2a. Taxable amount - see instr.			0.	
f Undistributed income for 2009. Subtract lines 4d and 5 from line 1. This amount must be distributed in 2010				0.
7 Amounts treated as distributions out of corpus to satisfy requirements imposed by section 170(b)(1)(F) or 4942(g)(3)	0.			
8 Excess distributions carryover from 2004 not applied on line 5 or line 7	101,143.			
9 Excess distributions carryover to 2010 Subtract lines 7 and 8 from line 6a	941,292.			
10 Analysis of line 9:				
a Excess from 2005	156,215.			
b Excess from 2006	205,688.			
c Excess from 2007	151,294.			
d Excess from 2008	139,435.			
e Excess from 2009	288,660.			

LOUISE WASHINGTON CHARITABLE TRUST

Part XIV Private Operating Foundations (see instructions and Part VII-A, question 9) N/A

1 a If the foundation has received a ruling or determination letter that it is a private operating foundation, and the ruling is effective for 2009, enter the date of the ruling ▶

b Check box to indicate whether the foundation is a private operating foundation described in section 4942(j)(3) or 4942(j)(5)

	Tax year				(e) Total
	(a) 2009	(b) 2008	(c) 2007	(d) 2006	
2 a Enter the lesser of the adjusted net income from Part I or the minimum investment return from Part X for each year listed					
b 85% of line 2a					
c Qualifying distributions from Part XII, line 4 for each year listed					
d Amounts included in line 2c not used directly for active conduct of exempt activities					
e Qualifying distributions made directly for active conduct of exempt activities. Subtract line 2d from line 2c					
3 Complete 3a, b, or c for the alternative test relied upon:					
a "Assets" alternative test - enter:					
(1) Value of all assets					
(2) Value of assets qualifying under section 4942(j)(3)(B)(i)					
b "Endowment" alternative test - enter 2/3 of minimum investment return shown in Part X, line 6 for each year listed					
c "Support" alternative test - enter:					
(1) Total support other than gross investment income (interest, dividends, rents, payments on securities loans (section 512(a)(5)), or royalties)					
(2) Support from general public and 5 or more exempt organizations as provided in section 4942(j)(3)(B)(iii)					
(3) Largest amount of support from an exempt organization					
(4) Gross investment income					

Part XV Supplementary Information (Complete this part only if the foundation had \$5,000 or more in assets at any time during the year-see the instructions.)

1 **Information Regarding Foundation Managers:**
 a List any managers of the foundation who have contributed more than 2% of the total contributions received by the foundation before the close of any tax year (but only if they have contributed more than \$5,000). (See section 507(d)(2).)

NONE

b List any managers of the foundation who own 10% or more of the stock of a corporation (or an equally large portion of the ownership of a partnership or other entity) of which the foundation has a 10% or greater interest.

NONE

2 **Information Regarding Contribution, Grant, Gift, Loan, Scholarship, etc., Programs:**
 Check here if the foundation only makes contributions to preselected charitable organizations and does not accept unsolicited requests for funds. If the foundation makes gifts, grants, etc. (see instructions) to individuals or organizations under other conditions, complete items 2a, b, c, and d.

a The name, address, and telephone number of the person to whom applications should be addressed:

b The form in which applications should be submitted and information and materials they should include:

c Any submission deadlines:

d Any restrictions or limitations on awards, such as by geographical areas, charitable fields, kinds of institutions, or other factors:

LOUISE WASHINGTON CHARITABLE TRUST

C/O PNC BANK, N. A. - TRUSTEE

Part XV Supplementary Information (continued)

3 Grants and Contributions Paid During the Year or Approved for Future Payment					
Recipient		If recipient is an individual, show any relationship to any foundation manager or substantial contributor	Foundation status of recipient	Purpose of grant or contribution	Amount
Name and address (home or business)					
a Paid during the year					
SEE STATEMENT 12					
Total				▶ 3a	1,210,000.
b Approved for future payment					
NONE					
Total				▶ 3b	0.

FORM 990-PF	DIVIDENDS AND INTEREST FROM SECURITIES		STATEMENT 1
SOURCE	GROSS AMOUNT	CAPITAL GAINS DIVIDENDS	COLUMN (A) AMOUNT
ACCRUED INTEREST ON PURCHASE OF NOTES	<7,381.>	0.	<7,381.>
ACCRUED INTEREST ON PURCHASE OF U. S. GOVERNMENT AGENCY BONDS	<179.>	0.	<179.>
DOMESTIC DIVIDENDS	315,137.	0.	315,137.
DOMESTIC DIVIDENDS	22,051.	0.	22,051.
DOMESTIC INTEREST	153,283.	0.	153,283.
FOREIGN DIVIDENDS	12,164.	0.	12,164.
FOREIGN DIVIDENDS	946.	0.	946.
FOREIGN DIVIDENDS	50,644.	0.	50,644.
FOREIGN DIVIDENDS	384.	0.	384.
FOREIGN DIVIDENDS	8,236.	0.	8,236.
FOREIGN INTEREST	25,625.	0.	25,625.
U. S. GOVERNMENT INTEREST	12,970.	0.	12,970.
TOTAL TO FM 990-PF, PART I, LN 4	593,880.	0.	593,880.

FORM 990-PF

LEGAL FEES

STATEMENT 2

DESCRIPTION	(A) EXPENSES PER BOOKS	(B) NET INVEST- MENT INCOME	(C) ADJUSTED NET INCOME	(D) CHARITABLE PURPOSES
SIEGEL & BERGMAN, LLC	3,094.	0.		3,094.
TO FM 990-PF, PG 1, LN 16A	3,094.	0.		3,094.

FORM 990-PF	ACCOUNTING FEES			STATEMENT 3
DESCRIPTION	(A) EXPENSES PER BOOKS	(B) NET INVEST- MENT INCOME	(C) ADJUSTED NET INCOME	(D) CHARITABLE PURPOSES
PNC BANK, N. A. TAX PREPARATION FEES	2,240.	0.		2,240.
TO FORM 990-PF, PG 1, LN 16B	2,240.	0.		2,240.

FORM 990-PF	OTHER PROFESSIONAL FEES			STATEMENT	4
DESCRIPTION	(A) EXPENSES PER BOOKS	(B) NET INVEST- MENT INCOME	(C) ADJUSTED NET INCOME	(D) CHARITABLE PURPOSES	
MAMAGED ACCOUNTS INVESTMENT AND SERVICE FEES	17,767.	17,767.			0.
TO FORM 990-PF, PG 1, LN 16C	17,767.	17,767.			0.

FORM 990-PF

TAXES

STATEMENT 5

DESCRIPTION	(A) EXPENSES PER BOOKS	(B) NET INVEST- MENT INCOME	(C) ADJUSTED NET INCOME	(D) CHARITABLE PURPOSES
FOREIGN TAXES ON DIVIDENDS	6,834.	6,834.		0.
FEDERAL ESTIMATED EXCISE TAX FORM 990-PF 12/31/2008	13,500.	0.		0.
FEDERAL ESTIMATED EXCISE TAX FORM 990-PF 12/31/2009	6,300.	0.		0.
FEDERAL ESTIMATED EXCISE TAX FORM 990-PF 12/31/2009	6,300.	0.		0.
TO FORM 990-PF, PG 1, LN 18	32,934.	6,834.		0.

FORM 990-PF	OTHER EXPENSES			STATEMENT 6
DESCRIPTION	(A) EXPENSES PER BOOKS	(B) NET INVEST- MENT INCOME	(C) ADJUSTED NET INCOME	(D) CHARITABLE PURPOSES
PROCESSING FEE ON FOREIGN DIVIDENDS	791.	791.		0.
ISSUANCE FEE FOR ADR	3.	3.		0.
TO FORM 990-PF, PG 1, LN 23	794.	794.		0.

FORM 990-PF OTHER DECREASES IN NET ASSETS OR FUND BALANCES STATEMENT 7

DESCRIPTION	AMOUNT
ADJUSTMENT TO BOOK CARRYING VALUE	4,454.
ADJUSTMENT BOOK CARRYING VALUE VS. TAX COST ON SALES	199,353.
TOTAL TO FORM 990-PF, PART III, LINE 5	203,807.

FORM 990-PF U.S. AND STATE/CITY GOVERNMENT OBLIGATIONS STATEMENT 8

DESCRIPTION	U.S. GOV'T	OTHER GOV'T	BOOK VALUE	FAIR MARKET VALUE
U. S. GOVERNMENT AGENCIES	X		200,000.	188,284.
U. S. GOVERNMENT BONDS & NOTES	X		47,889.	54,156.
MBS, CMO, ASSET BACKED BONDS	X		250,000.	240,383.
TOTAL U.S. GOVERNMENT OBLIGATIONS			497,889.	482,823.
TOTAL STATE AND MUNICIPAL GOVERNMENT OBLIGATIONS				
TOTAL TO FORM 990-PF, PART II, LINE 10A			497,889.	482,823.

FORM 990-PF CORPORATE STOCK STATEMENT 9

DESCRIPTION	BOOK VALUE	FAIR MARKET VALUE
COMMON STOCK	15,128,198.	16,435,241.
TOTAL TO FORM 990-PF, PART II, LINE 10B	15,128,198.	16,435,241.

FORM 990-PF CORPORATE BONDS STATEMENT 10

DESCRIPTION	BOOK VALUE	FAIR MARKET VALUE
CORPORATE BONDS	3,252,666.	3,359,308.
TOTAL TO FORM 990-PF, PART II, LINE 10C	3,252,666.	3,359,308.

FORM 990-PF	OTHER INVESTMENTS	STATEMENT	11
DESCRIPTION	VALUATION METHOD	BOOK VALUE	FAIR MARKET VALUE
CASH EQUIVALENTS	COST	290,054.	290,054.
MUTUAL FUNDS - FIXED	COST	208,645.	207,800.
MUTUAL FUNDS - EQUITY	COST	557,840.	500,481.
ROUNDING ADJUSTMENTS	COST	<1.>	<1.>
TOTAL TO FORM 990-PF, PART II, LINE 13		1,056,538.	998,334.

STATEMENT OF INVESTMENTS

AS OF 12/31/09

LOUISE WASHINGTON CRT CONS

ACCOUNT
42-43-501-2041505

PAR VALUE /SHARES	INVESTMENT DESCRIPTION	CARRYING VALUE	TAX COST	MARKET VALUE	% OF MARKET	ESTIMATED INCOME	YIELD AT MARKET	MARKET UNIT PRICE
CASH EQUIVALENTS								
31,431.020	BLACKROCK LIQUIDITY FUNDS TEMPFUND ADMINISTRATION SHARES #H1 ACCOUNT 42-43-730-2041505	31,431.02	31,431.02	31,431.02	0.148	16.97	0.054	1.000
44,841.240	BLACKROCK LIQUIDITY FUNDS TEMPFUND ADMINISTRATION SHARES #H1 ACCOUNT 42-43-690-2041505	44,841.24	44,841.24	44,841.24	0.211	24.21	0.054	1.000
22,038.960	BLACKROCK LIQUIDITY FUNDS TEMPFUND ADMINISTRATION SHARES #H1 ACCOUNT 42-43-201-2041505	22,038.96	22,038.96	22,038.96	0.104	11.90	0.054	1.000
161,588.250	BLACKROCK LIQUIDITY FUNDS TEMPFUND ADMINISTRATION SHARES #H1 ACCOUNT 42-43-201-2041505	161,588.25	161,588.25	161,588.25	0.759	87.26	0.054	1.000
30,154.470	BLACKROCK LIQUIDITY FUNDS TEMPFUND ADMINISTRATION SHARES #H1 ACCOUNT 42-43-640-2041505	30,154.47	30,154.47	30,154.47	0.142	16.28	0.054	1.000
	TOTAL CASH EQUIVALENTS	<u>290,053.94</u>	<u>290,053.94</u>	<u>290,053.94</u>	<u>1.364</u>	<u>156.62</u>	<u>0.054</u>	
U.S. GOVERNMENT BONDS & NOTES								
50,000.000	USA TREASURY NOTE 04.500% DUE 11/15/2015 ACCOUNT 42-43-201-2041505	47,888.67	47,888.67	54,156.00	0.255	2,250.00	4.155	108.312



STATEMENT OF INVESTMENTS

AS OF 12/31/09

ACCOUNT
42-43-501-2041505

LOUISE WASHINGTON CRT CONS

PAR VALUE /SHARES	INVESTMENT DESCRIPTION	CARRYING VALUE	TAX COST	MARKET VALUE	% OF MARKET	ESTIMATED INCOME	YIELD AT MARKET	MARKET UNIT PRICE
	TOTAL U.S. GOVERNMENT BONDS & NOTES	47,888.67	47,888.67	54,156.00	0.255	2,250.00	4.155	
	U.S. GOVERNMENT AGENCIES							
200,000.000	FEDERAL HOME LN MTG CORP SR NTS CALL 04/15/10 @ 100 04.000% DUE 04/15/2022 ACCOUNT 42-43-201-2041505	200,000.00	200,000.00	188,284.00	0.865	8,000.00	4.249	94.142
	TOTAL U.S. GOVERNMENT AGENCIES	200,000.00	200,000.00	188,284.00	0.885	8,000.00	4.249	
	CORPORATE BONDS							
250,000.000	GOLDMAN SACHS GROUP INC SR UNSUB SERIES EMTN 07.800% DUE 01/28/2010	253,550.00	253,550.00	251,107.50	1.180	19,500.00	7.766	100.443
500,000.000	GENERAL ELEC CAP CORP NTS SERIES MTNA 04.375% DUE 11/21/2011 ACCOUNT 42-43-201-2041505	495,735.00	495,735.00	519,865.00	2.443	21,875.00	4.208	103.973
175,000.000	GENERAL ELEC CAP CORP NOTES 04.250% DUE 06/15/2012 ACCOUNT 42-43-201-2041505	167,062.00	167,062.00	181,693.75	0.854	7,437.50	4.093	103.825
250,000.000	BANK OF AMERICA CORP SR NT 04.875% DUE 01/15/2013 ACCOUNT 42-43-201-2041505	245,050.00	245,050.00	260,685.00	1.225	12,187.50	4.675	104.274



STATEMENT OF INVESTMENTS

AS OF 12/31/09

PAGE 4

LOUISE WASHINGTON CRT CONS

ACCOUNT
42-43-501-2041505

PAR VALUE /SHARES	INVESTMENT DESCRIPTION	CARRYING VALUE	TAX COST	MARKET VALUE	% OF MARKET	ESTIMATED INCOME	YIELD AT MARKET	MARKET UNIT PRICE
500,000.000	HARTFORD FINL SVCS GRP SR NTS 04.750% DUE 03/01/2014 ACCOUNT 42-43-201-2041505	499,470.00	499,470.00	483,260.00	2.271	23,750.00	4.915	96.652
200,000.000	TOYOTA MOTOR CREDIT CORP UNSEC SER MTN CALL 8/27/07 @ 100 04.850% DUE 02/27/2015 ACCOUNT 42-43-201-2041505	196,600.00	196,600.00	200,694.00	0.943	9,700.00	4.833	100.347
50,000.000	WYETH NTS 05.500% DUE 02/15/2016 ACCOUNT 42-43-201-2041505	52,775.50	52,775.50	53,847.00	0.253	2,750.00	5.107	107.694
150,000.000	HONEYWELL INTERNATIONAL SR UNSECURED 05.400% DUE 03/15/2016 ACCOUNT 42-43-201-2041505	151,894.50	151,894.50	162,828.00	0.765	8,100.00	4.975	108.552
200,000.000	FLORIDA POWER CORP 1ST MORTGAGE SER A 05.800% DUE 09/15/2017 ACCOUNT 42-43-201-2041505	217,034.00	217,034.00	217,588.00	1.023	11,600.00	5.331	108.794
50,000.000	DIAGEO CAPITAL PLC COM GTD SEDOL B28VBH2 05.750% DUE 10/23/2017 ACCOUNT 42-43-201-2041505	50,576.50	50,576.50	53,942.50	0.254	2,875.00	5.330	107.885
500,000.000	UNITED UTILITIES PLC BDS SEDOL 3587409 04.550% DUE 06/19/2018 ACCOUNT 42-43-201-2041505	434,952.50	434,952.50	465,435.00	2.188	22,750.00	4.888	93.087



STATEMENT OF INVESTMENTS

AS OF 12/31/09

ACCOUNT 42-43-501-2041505
 LOUISE WASHINGTON CRT CONS

PAR VALUE /SHARES	INVESTMENT DESCRIPTION	CARRYING VALUE	TAX COST	MARKET VALUE	% OF MARKET	ESTIMATED INCOME	YIELD AT MARKET	MARKET UNIT PRICE
250,000.000	ALABAMA POWER CO SR NTS SER Z 05.125% DUE 02/15/2019 ACCOUNT 42-43-201-2041505	251,315.00	251,315.00	258,032.50	1.213	12,812.50	4.965	103.213
100,000.000	AEGON FUNDING CO LLC COMP GUAR 05.750% DUE 12/15/2020 ACCOUNT 42-43-201-2041505	87,252.00	87,252.00	92,879.00	0.437	5,750.00	6.191	92.879
150,000.000	ALABAMA POWER CO SR NTS SERIES S 05.875% DUE 12/01/2022 ACCOUNT 42-43-201-2041505	149,398.50	149,398.50	157,450.50	0.740	8,812.50	5.597	104.967
	TOTAL CORPORATE BONDS	3,252,665.50	3,252,665.50	3,359,307.75	15.789	169,900.00	5.058	
	MBS,CMO,ASSET BACKED							
250,000.000	FEDERAL HOME LOAN BANK BDS CALL 1/29/10 @ 100 04.000% DUE 01/29/2019 ACCOUNT 42-43-201-2041505	250,000.00	250,000.00	240,382.50	1.130	10,000.00	4.160	96.153
	TOTAL MBS,CMO,ASSET BACKED	250,000.00	250,000.00	240,382.50	1.130	10,000.00	4.160	
	COMMON STOCK							
378.000	HONEYWELL INTL INC	21,412.15	21,412.15	14,817.60	0.070	457.38	3.087	39.200
533.000	GAMESTOP CORP CL A	21,150.61	21,150.61	11,694.02	0.055	0.00	0.000	21.940
385.000	PRIDE INTERNATIONAL INC	9,024.24	9,024.24	12,285.35	0.058	0.00	0.000	31.910



STATEMENT OF INVESTMENTS

AS OF 12/31/09

ACCOUNT
42-43-501-2041505

PAGE 6

LOUISE WASHINGTON CRT CONS

PAR VALUE /SHARES	INVESTMENT DESCRIPTION	CARRYING VALUE	TAX COST	MARKET VALUE	% OF MARKET	ESTIMATED INCOME	YIELD AT MARKET	MARKET UNIT PRICE
143.000	BNP PARIBAS SPONSORED ADR	5,308.31	4,868.20	5,742.88	0.027	108.97	1.897	40.160
178.000	FTI CONSULTING INC	13,019.37	13,019.37	8,394.48	0.039	166.07	1.978	47.160
384.000	AMERICA MOVIL S A B D E C V	5,727.55	5,727.55	18,040.32	0.085	174.34	0.966	46.980
153.000	CELGENE CORP	8,158.32	8,158.32	8,519.04	0.040	0.00	0.000	55.680
307.000	GRANITE CONSTRUCTION INC	16,288.93	16,288.93	10,333.62	0.049	159.64	1.545	33.660
440.000	LKQ CORP	5,935.68	5,935.68	8,619.60	0.041	0.00	0.000	19.590
152.000	ITT CORPORATION	7,837.88	7,837.88	7,560.48	0.036	152.00	2.010	49.740
412.000	PERKINELMER INC	7,232.45	7,232.45	8,483.08	0.040	115.36	1.360	20.590
310.000	SUNCOR ENERGY INC ISIN CA867224107 SEDOL B3NBOP5	9,369.25	9,369.25	10,946.10	0.051	120.90	1.105	35.310
172.000	TRANSOCEAN LTD SEDOL B3KFWJ ISIN CH0048265513	23,712.83	23,415.00	14,241.60	0.067	15.48	0.109	82.800
256.000	SUNPOWER CO.	19,186.92	15,815.41	6,062.08	0.028	0.00	0.000	23.680
4,000.000	BRISTOL MYERS SQUIBB CO	104,033.20	104,033.20	101,000.00	0.475	5,120.00	5.069	25.250
3,500.000	CSX CORP	172,340.35	172,340.35	169,715.00	0.798	3,360.00	1.980	48.490
4,100.000	COCA COLA CO	240,692.14	240,692.14	233,700.00	1.098	7,216.00	3.088	57.000
3,100.000	COLGATE-PALMOLIVE CO	259,231.92	259,231.92	254,665.00	1.197	6,572.00	2.581	82.150



STATEMENT OF INVESTMENTS

AS OF 12/31/09

ACCOUNT
42-43-501-2041505

LOUISE WASHINGTON CRT CONS

PAGE 7

PAR VALUE /SHARES	INVESTMENT DESCRIPTION	CARRYING VALUE	TAX COST	MARKET VALUE	% OF MARKET	ESTIMATED INCOME	YIELD AT MARKET	MARKET UNIT PRICE
2,000.000	FEDEX CORPORATION	170,751.00	170,751.00	166,900.00	0.784	880.00	0.527	83.450
4,300.000	HOME DEPOT INC	126,371.84	126,371.84	124,399.00	0.585	4,063.50	3.267	28.930
3,600.000	ILLINOIS TOOL WORKS INC	172,468.44	172,468.44	172,764.00	0.812	4,464.00	2.584	47.990
6,900.000	INTERNATIONAL PAPER CO	188,283.75	188,283.75	184,782.00	0.869	3,450.00	1.867	26.780
2,400.000	MCKESSON CORPORATION	152,769.12	152,769.12	150,000.00	0.705	1,152.00	0.768	62.500
2,900.000	MEDCO HEALTH SOLUTIONS INC	187,534.88	187,534.88	185,339.00	0.871	0.00	0.000	63.910
4,400.000	SCRIPPS NETWORKS INTERAC CL A	184,595.84	184,595.84	182,600.00	0.858	1,320.00	0.723	41.500
6,700.000	TALISMAN ENERGY INC SEDOL 2125600 ISIN CA87425E1034	123,387.87	123,387.87	124,888.00	0.587	1,621.40	1.298	18.640
11,100.000	WILLIAMS COMPANIES INC	234,699.51	234,699.51	233,988.00	1.100	5,550.00	2.372	21.080
198.000	PERFECT WORLD CO LTD ADR ISIN US71372U1043 SEDOL B23F975	8,175.95	8,175.95	7,809.12	0.037	0.00	0.000	39.440
158.000	RESEARCH IN MOTION LTD	8,925.64	7,130.43	10,661.84	0.050	0.00	0.000	67.480
1,016.000	NATIONAL AUSTRALIA BANK LTD SPONSORED ADR	21,437.77	20,955.10	24,810.72	0.117	1,300.48	5.242	24.420
457.000	ST MARY LD & EXPL CO	17,039.76	16,253.88	15,647.68	0.074	45.70	0.292	34.240
155.000	STUDENT LOAN CORP COMMON	17,999.11	17,999.11	7,218.35	0.034	217.00	3.006	46.570
435.000	JUNIPER NETWORKS INC	6,868.57	6,868.57	11,601.45	0.055	0.00	0.000	26.670



STATEMENT OF INVESTMENTS

AS OF 12/31/09

PAGE 8

ACCOUNT 42-43-501-2041505
 LOUISE WASHINGTON CRT CONS

PAR VALUE /SHARES	INVESTMENT DESCRIPTION	CARRYING VALUE	TAX COST	MARKET VALUE	% OF MARKET	ESTIMATED INCOME	YIELD AT MARKET	MARKET UNIT PRICE
1,237.000	TAKEDA PHARMACEUTICAL CO EXCH 5/10/2010 SEE 874060205 ISIN US8740601062	32,192.26	32,192.26	25,420.35	0.119	1,092.27	4.297	20.550
172.000	ALEXION PHARMACEUTICALS INC	7,633.77	7,633.77	8,397.04	0.039	0.00	0.000	48.820
3,400.000	COOPER INDUSTRIES PLC SEDOL B40K911 ISIN IE00840K9117 ACCOUNT 42-43-201-2041505	147,052.04	147,052.04	144,976.00	0.681	3,672.00	2.533	42.640
3,200.000	COVIDIEN PLC SEDOL:BSQNM2 ISIN:IE0083QNM21 ACCOUNT 42-43-201-2041505	151,205.12	151,205.12	153,248.00	0.720	2,304.00	1.503	47.890
796.000	MARVELL TECHNOLOGY GROUP LTD ACCOUNT 42-43-640-2041505	8,754.96	8,754.96	16,517.00	0.078	0.00	0.000	20.750
551.000	SEAGATE TECHNOLOGY ACCOUNT 42-43-640-2041505	7,650.14	7,650.14	10,022.69	0.047	148.77	1.484	18.190
4,716.000	NOBLE CORPORATION SEDOL: B65Z9D7 ISIN: CH0033347318 ACCOUNT 42-43-201-2041505	204,164.58	204,164.58	191,941.20	0.902	1,103.54	0.575	40.700
205.000	CORE LABORATORIES N V ACCOUNT 42-43-690-2041505	13,119.59	13,119.59	24,214.60	0.114	0.00	0.000	118.120
551.000	AAR CORP ACCOUNT 42-43-690-2041505	16,901.23	16,900.04	12,661.98	0.060	55.10	0.435	22.980
414.000	ABB LTD SPONSORED ADR ACCOUNT 42-43-640-2041505	7,751.07	7,751.07	7,907.40	0.037	183.82	2.325	19.100



STATEMENT OF INVESTMENTS

AS OF 12/31/09

ACCOUNT
42-43-501-2041505

PAGE 9

LOUISE WASHINGTON CRT CONS

PAR VALUE /SHARES	INVESTMENT DESCRIPTION	CARRYING VALUE	TAX COST	MARKET VALUE	% OF MARKET	ESTIMATED INCOME	YIELD AT MARKET	MARKET UNIT PRICE
6,900.000	AT&T INC ACCOUNT 42-43-201-2041505	176,157.00	176,157.00	193,407.00	0.909	11,592.00	5.994	28.030
524.000	AARON'S INC. ACCOUNT 42-43-690-2041505	13,534.25	13,534.25	14,530.52	0.068	25.15	0.173	27.730
204.000	ABERCROMBIE & FITCH CO CL A ACCOUNT 42-43-640-2041505	8,506.51	8,506.51	7,109.40	0.033	142.80	2.009	34.850
105.000	AGRIUM INC SEDOL 2015530 ISIN CA0089161081 ACCOUNT 42-43-640-2041505	5,200.25	5,029.14	6,457.50	0.030	11.55	0.179	61.500
351.000	AKAMAI TECHNOLOGIES ACCOUNT 42-43-640-2041505	8,731.65	8,731.65	8,894.34	0.042	0.00	0.000	25.340
3,100.000	ALLERGAN INC ACCOUNT 42-43-201-2041505	134,338.50	134,338.50	195,331.00	0.918	620.00	0.317	63.010
846.000	ALTERA CORP ACCOUNT 42-43-640-2041505	18,599.99	18,599.99	19,144.98	0.090	169.20	0.884	22.630
-770.000	AMAZON COM INC ACCOUNT 42-43-640-2041505	-121,243.33	-122,159.77	-105,097.30	0.494	0.00	0.000	136.490
1,100.000	AMAZON COM INC ACCOUNT 42-43-201-2041505	142,866.02	142,866.02	150,139.00	0.706	0.00	0.000	136.490
574.000	AMCOR LTD SPONS ADR ACCOUNT 42-43-730-2041505	11,523.44	11,211.75	12,714.10	0.060	600.98	4.727	22.150



STATEMENT OF INVESTMENTS

AS OF 12/31/09

PAGE 10

ACCOUNT
42-43-501-2041505

LOUISE WASHINGTON CRT CONS

PAR VALUE /SHARES	INVESTMENT DESCRIPTION	CARRYING VALUE	TAX COST	MARKET VALUE	% OF MARKET	ESTIMATED INCOME	YIELD AT MARKET	MARKET UNIT PRICE
265.000	AMEDISYS INC ACCOUNT 42-43-690-2041505	9,808.02	9,808.02	12,879.00	0.061	0.00	0.000	48.600
4,800.000	AMERICAN ELECTRIC POWER INC ACCOUNT 42-43-201-2041505	169,822.08	169,822.08	166,992.00	0.785	8,064.00	4.829	34.790
3,000.000	AMERICAN EXPRESS CO ACCOUNT 42-43-201-2041505	122,402.70	122,402.70	121,560.00	0.571	2,160.00	1.777	40.520
3,700.000	AMERICAN TOWER CORP CL A ACCOUNT 42-43-201-2041505	158,421.05	158,421.05	159,877.00	0.751	0.00	0.000	43.210
530.000	AMERICIGROUP CORPORATION ACCOUNT 42-43-690-2041505	13,948.56	13,948.56	14,288.80	0.067	0.00	0.000	26.960
3,500.000	AMERIPRISE FINANCIAL INC-W/I ACCOUNT 42-43-201-2041505	135,600.85	135,600.85	135,870.00	0.639	2,520.00	1.855	38.820
1,800.000	AMGEN INC ACCOUNT 42-43-201-2041505	103,528.26	103,528.26	101,826.00	0.479	0.00	0.000	56.570
310.000	AMPHENOL CORP NEW CL A	14,667.87	14,667.87	14,315.80	0.067	18.60	0.130	46.180
676.000	ANGLO AMERICAN PLC UNSP ADR	10,099.64	10,099.64	14,655.68	0.069	135.20	0.923	21.680
259.000	ANSYS INC ACCOUNT 42-43-640-2041505	11,145.16	11,145.16	11,256.14	0.053	0.00	0.000	43.460
172.000	APACHE CORPORATION ACCOUNT 42-43-640-2041505	18,020.53	17,999.33	17,745.24	0.083	103.20	0.582	103.170



STATEMENT OF INVESTMENTS

AS OF 12/31/09

ACCOUNT
42-43-501-2041505

PAGE 11

LOUISE WASHINGTON CRT CONS

PAR VALUE /SHARES	INVESTMENT DESCRIPTION	CARRYING VALUE	TAX COST	MARKET VALUE	% OF MARKET	ESTIMATED INCOME	YIELD AT MARKET	MARKET UNIT PRICE
2,800.000	APACHE CORPORATION ACCOUNT 42-43-201-2041505	288,905.12	288,905.12	288,876.00	1.358	1,680.00	0.582	103.170
2,000.000	APPLE INC ACCOUNT 42-43-201-2041505	399,765.80	399,765.80	421,464.00	1.981	0.00	0.000	210.732
251.000	APPLE INC ACCOUNT 42-43-640-2041505	4,935.68	4,015.19	52,893.73	0.249	0.00	0.000	210.732
1,705.000	ARRIS GROUP INC ACCOUNT 42-43-690-2041505	18,745.46	18,745.46	19,488.15	0.092	0.00	0.000	11.430
1,337.000	ASTORIA FINL CORP ACCOUNT 42-43-690-2041505	22,373.11	22,373.12	16,618.91	0.078	695.24	4.183	12.430
218.000	ATWOOD OCEANICS INC ACCOUNT 42-43-640-2041505	8,577.21	8,577.21	7,815.30	0.037	0.00	0.000	35.850
244.000	AVON PRODUCTS INC ACCOUNT 42-43-640-2041505	5,590.99	5,590.99	7,686.00	0.036	214.72	2.794	31.500
294.000	BG GROUP PLC SPON ADR ACCOUNT 42-43-730-2041505	9,579.81	9,222.78	26,607.00	0.125	278.71	1.048	90.500
667.000	BP PLC SPONSORED ADR ACCOUNT 42-43-730-2041505	40,220.29	39,172.22	38,665.99	0.182	2,241.12	5.796	57.970
53.000	BAIDU INC ACCOUNT 42-43-640-2041505	7,409.37	7,409.37	21,795.19	0.102	0.00	0.000	411.230
1,578.000	BANCO SANTANDER S A ADR ACCOUNT 42-43-730-2041505	17,168.68	15,811.30	25,942.32	0.122	1,330.25	5.128	16.440



STATEMENT OF INVESTMENTS

AS OF 12/31/09

PAGE 12

ACCOUNT
42-43-501-2041505

LOUISE WASHINGTON CRT CONS

PAR VALUE /SHARES	INVESTMENT DESCRIPTION	CARRYING VALUE	TAX COST	MARKET VALUE	% OF MARKET	ESTIMATED INCOME	YIELD AT MARKET	MARKET UNIT PRICE
244.000	BARRICK GOLD CORP SEDOL 2024677 ISIN CA0679011084 ACCOUNT 42-43-640-2041505	7,242.38	7,242.39	9,608.72	0.045	97.60	1.016	39.380
3,700.000	BAXTER INTERNATIONAL INC ACCOUNT 42-43-201-2041505	230,810.01	230,810.01	217,116.00	1.020	4,292.00	1.977	58.680
211.000	BAYER A G SPONSORED ADR ACCOUNT 42-43-730-2041505	6,379.49	5,731.37	16,837.80	0.079	572.23	3.398	79.800
505.000	BRINKER INTERNATIONAL INC ACCOUNT 42-43-690-2041505	11,662.13	11,662.13	7,534.60	0.035	282.80	3.753	14.920
4,268.000	BROADCOM CORP ACCOUNT 42-43-201-2041505	128,673.82	128,673.82	134,313.96	0.631	1,365.76	1.017	31.470
851.000	BUCYRUS INTL INC ACCOUNT 42-43-690-2041505	19,677.50	18,507.36	47,970.87	0.225	85.10	0.177	56.370
173.000	BUCYRUS INTL INC ACCOUNT 42-43-640-2041505	8,639.45	8,639.45	9,752.01	0.046	17.30	0.177	56.370
40.000	CME GROUP INC A DERIVATIVES EXCHANGE ACCOUNT 42-43-640-2041505	8,770.84	8,770.84	13,438.40	0.063	184.00	1.369	335.960
748.000	CABOT OIL & GAS CORP COM ACCOUNT 42-43-690-2041505	9,824.80	9,824.80	32,605.32	0.153	89.76	0.275	43.590
402.000	CAMERON INTL CORP ACCOUNT 42-43-201-2041505	14,025.08	13,637.94	16,803.60	0.079	0.00	0.000	41.800



STATEMENT OF INVESTMENTS

AS OF 12/31/09

ACCOUNT
42-43-501-2041505

LOUISE WASHINGTON CRT CONS

PAGE 13

PAR VALUE /SHARES	INVESTMENT DESCRIPTION	CARRYING VALUE	TAX COST	MARKET VALUE	% OF MARKET	ESTIMATED INCOME	YIELD AT MARKET	MARKET UNIT PRICE
975.000	CANON INC SPONS ADR ACCOUNT 42-43-730-2041505	34,320.44	34,229.00	41,262.00	0.194	1,057.88	2.564	42.320
2,149.000	CARREFOUR SA UNSPON ADR ACCOUNT 42-43-730-2041505	16,427.06	16,427.06	20,372.52	0.096	434.10	2.131	9.480
395.000	CASH AMERICA INTERNATIONAL INC ACCOUNT 42-43-690-2041505	14,607.08	14,607.08	13,809.20	0.065	55.30	0.400	34.960
4,300.000	CELANESE CORP-SERIES A ACCOUNT 42-43-201-2041505	138,812.17	138,812.17	138,030.00	0.649	688.00	0.498	32.100
564.000	CHECKPOINT SYSTEMS INC ACCOUNT 42-43-690-2041505	9,752.78	9,512.06	8,601.00	0.040	0.00	0.000	15.250
2,800.000	CHUBB CORP ACCOUNT 42-43-201-2041505	137,218.20	137,218.20	137,704.00	0.647	4,144.00	3.009	49.180
9,300.000	CISCO SYSTEMS INC ACCOUNT 42-43-201-2041505	224,379.18	224,379.18	222,642.00	1.046	0.00	0.000	23.940
-167.000	CISCO SYSTEMS INC ACCOUNT 42-43-640-2041505	-3,142.01	-3,254.18	-3,997.98	0.019	0.00	0.000	23.940
-497.000	COACH INC ACCOUNT 42-43-640-2041505	-23,799.44	-26,347.42	-18,155.41	0.085	-298.20	1.642	36.530
4,700.000	COACH INC ACCOUNT 42-43-201-2041505	176,004.13	176,004.13	171,691.00	0.807	2,820.00	1.642	36.530
277.000	COGNIZANT TECHNOLOGY SOLUTIONS ACCOUNT 42-43-640-2041505	11,522.59	11,522.59	12,556.41	0.059	0.00	0.000	45.330



STATEMENT OF INVESTMENTS

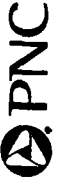
AS OF 12/31/09

PAGE 14

ACCOUNT
42-43-501-2041505

LOUISE WASHINGTON CRT CONS

PAR VALUE /SHARES	INVESTMENT DESCRIPTION	CARRYING VALUE	TAX COST	MARKET VALUE	% OF MARKET	ESTIMATED INCOME	YIELD AT MARKET	MARKET UNIT PRICE
313.000	COVANCE INC ACCOUNT 42-43-690-2041505	12,009.81	12,009.81	17,080.41	0.080	0.00	0.000	54.570
-2,921.000	CUMMINS INC ACCOUNT 42-43-640-2041505	-177,760.39	-177,760.39	-133,957.06	0.630	-2,044.70	1.526	45.860
3,100.000	CUMMINS INC ACCOUNT 42-43-201-2041505	186,211.11	186,211.11	142,166.00	0.668	2,170.00	1.526	45.860
650.000	DELPHI FINL GROUP INC CL A ACCOUNT 42-43-690-2041505	13,348.24	13,348.24	14,540.50	0.068	260.00	1.788	22.370
2,399.000	DEUTSCHE TELEKOM AG SPONSORED ADR ACCOUNT 42-43-730-2041505	41,025.60	40,668.07	35,265.30	0.166	2,475.77	7.020	14.700
238.000	DEVON ENERGY CORP NEW ACCOUNT 42-43-640-2041505	15,664.96	15,517.98	17,493.00	0.082	152.32	0.871	73.500
531.000	DIGITAL RIV INC ACCOUNT 42-43-690-2041505	20,137.59	20,137.59	14,331.69	0.067	0.00	0.000	26.990
3,491.000	DOLBY LABORATORIES INC CLASS A ACCOUNT 42-43-201-2041505	163,434.68	163,434.68	166,625.43	0.783	0.00	0.000	47.730
2,500.000	DOLLAR TREE INC ACCOUNT 42-43-201-2041505	121,414.50	121,414.50	120,750.00	0.568	0.00	0.000	48.300
8,700.000	EMC CORP ACCOUNT 42-43-201-2041505	152,959.05	152,959.05	151,989.00	0.714	0.00	0.000	17.470



STATEMENT OF INVESTMENTS

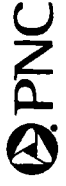
AS OF 12/31/09

PAGE 15

ACCOUNT
42-43-501-2041505

LOUISE WASHINGTON CRT CONS

PAR VALUE /SHARES	INVESTMENT DESCRIPTION	CARRYING VALUE	TAX COST	MARKET VALUE	% OF MARKET	ESTIMATED INCOME	YIELD AT MARKET	MARKET UNIT PRICE
628.000	EATON VANCE CORP COM NON VTG ACCOUNT 42-43-690-2041505	11,869.20	11,869.20	19,097.48	0.090	401.92	2.105	30.410
-1,202.000	EBAY INC ACCOUNT 42-43-640-2041505	-31,466.23	-31,889.47	-28,283.06	0.133	0.00	0.000	23.530
7,300.000	EBAY INC ACCOUNT 42-43-201-2041505	176,125.56	176,125.56	171,769.00	0.807	0.00	0.000	23.530
410.000	ENSCO PLC ADS ACCOUNT 42-43-640-2041505	12,192.05	11,926.81	16,375.40	0.077	153.75	0.939	39.940
342.000	EXPEDIA INC ACCOUNT 42-43-640-2041505	8,237.31	8,237.31	8,799.66	0.041	95.76	1.088	25.730
5,800.000	EXXON MOBIL CORP ACCOUNT 42-43-201-2041505	401,340.28	401,340.28	395,502.00	1.859	10,208.00	2.581	68.190
1,379.000	FLIR SYSTEM INC ACCOUNT 42-43-690-2041505	22,015.28	21,160.30	45,134.67	0.212	0.00	0.000	32.730
596.000	FIRST POTOMAC RLTY TR ACCOUNT 42-43-690-2041505	6,739.85	6,739.85	7,491.72	0.035	476.80	6.364	12.570
59.000	FIRST SOLAR INC ACCOUNT 42-43-640-2041505	12,708.30	12,708.30	7,988.60	0.038	0.00	0.000	135.400
3,495.000	FOSTERS GROUP LTD SPONSORED ADR ACCOUNT 42-43-730-2041505	11,947.19	11,358.75	17,055.60	0.080	758.42	4.447	4.880
79.000	FRANKLIN RESOURCES INC ACCOUNT 42-43-640-2041505	7,322.47	7,322.47	8,322.65	0.039	69.52	0.835	105.350



STATEMENT OF INVESTMENTS

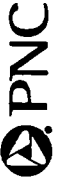
AS OF 12/31/09

PAGE 16

ACCOUNT
42-43-501-2041505

LOUISE WASHINGTON CRT CONS

PAR VALUE /SHARES	INVESTMENT DESCRIPTION	CARRYING VALUE	TAX COST	MARKET VALUE	% OF MARKET	ESTIMATED INCOME	YIELD AT MARKET	MARKET UNIT PRICE
1,300.000	FRANKLIN RESOURCES INC ACCOUNT 42-43-201-2041505	139,942.79	139,942.79	136,955.00	0.644	1,144.00	0.835	105.350
2,500.000	FREEPORT MCMORAN COPPER & GOLD INC ACCOUNT 42-43-201-2041505	196,202.75	196,202.75	200,725.00	0.943	1,500.00	0.747	80.290
178.000	GEN PROBE INC ACCOUNT 42-43-640-2041505	12,677.64	12,677.64	7,639.76	0.036	0.00	0.000	42.920
3,200.000	GENERAL MILLS INC ACCOUNT 42-43-201-2041505	217,527.39	217,527.39	226,592.00	1.065	6,272.00	2.768	70.810
1,129.000	GLAXO SMITHKLINE ADR ACCOUNT 42-43-730-2041505	51,220.46	50,218.42	47,700.25	0.224	2,241.07	4.698	42.250
545.000	GLOBAL PAYMENTS INC-W/I ACCOUNT 42-43-690-2041505	12,798.72	12,798.72	29,353.70	0.138	43.60	0.149	53.860
1,993.000	GOLDMAN SACHS GROUP INC ACCOUNT 42-43-201-2041505	323,528.28	323,528.28	336,498.12	1.582	2,790.20	0.829	168.840
600.000	GOOGLE INC-CL A ACCOUNT 42-43-201-2041505	360,360.00	360,360.00	371,988.00	1.748	0.00	0.000	619.980
93.000	GOOGLE INC-CL A ACCOUNT 42-43-640-2041505	27,088.76	20,668.75	57,658.14	0.271	0.00	0.000	619.980
649.000	GRAFTECH INTERNATIONAL LTD ACCOUNT 42-43-640-2041505	9,793.73	9,793.73	10,091.95	0.047	0.00	0.000	15.550
1,300.000	GRAINGER W W INC ACCOUNT 42-43-201-2041505	127,610.99	127,610.99	125,879.00	0.592	2,808.00	2.231	96.830



STATEMENT OF INVESTMENTS

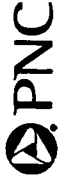
AS OF 12/31/09

ACCOUNT
42-43-501-2041505

PAGE 17

LOUISE WASHINGTON CRT CONS

PAR VALUE /SHARES	INVESTMENT DESCRIPTION	CARRYING VALUE	TAX COST	MARKET VALUE	% OF MARKET	ESTIMATED INCOME	YIELD AT MARKET	MARKET UNIT PRICE
298.000	GUESS INC ACCOUNT 42-43-640-2041505	11,734.82	11,734.82	12,605.40	0.059	190.72	1.513	42.300
521.000	HALLIBURTON CO ACCOUNT 42-43-640-2041505	16,268.68	15,550.45	15,676.89	0.074	187.56	1.196	30.090
454.000	HARSCO CORP ACCOUNT 42-43-690-2041505	13,900.39	13,900.39	14,632.42	0.069	372.28	2.544	32.230
598.000	HEALTHWAYS INC ACCOUNT 42-43-690-2041505	17,210.40	17,158.62	10,967.32	0.052	0.00	0.000	18.340
1,069.000	HEXCEL CORP ACCOUNT 42-43-690-2041505	21,793.14	21,648.20	13,875.62	0.065	470.36	3.390	12.980
2,734.000	HONGKONG ELEC HLDGS LTD SPONSORED ADR ACCOUNT 42-43-730-2041505	11,891.75	11,756.20	14,763.60	0.069	645.22	4.370	5.400
831.000	IBERDROLA SA SPON ADR ACCOUNT 42-43-730-2041505	28,329.48	28,329.48	31,453.35	0.148	1,229.88	3.910	37.850
1,514.000	ING GROEP N V SPONSORED ADR ACCOUNT 42-43-730-2041505	39,307.74	38,262.38	14,852.34	0.070	3,311.12	22.294	9.810
6,300.000	INTEL CORP ACCOUNT 42-43-201-2041505	79,567.03	48,037.50	129,717.00	0.610	3,969.00	3.060	20.590
141.000	INTERCONTINENTAL EXCHANGE INC ACCOUNT 42-43-640-2041505	10,784.81	9,881.76	15,834.30	0.074	0.00	0.000	112.300



STATEMENT OF INVESTMENTS

AS OF 12/31/09

LOUISE WASHINGTON CRT CONS

PAGE 18

ACCOUNT
42-43-501-2041505

PAR VALUE /SHARES	INVESTMENT DESCRIPTION	CARRYING VALUE	TAX COST	MARKET VALUE	% OF MARKET	ESTIMATED INCOME	YIELD AT MARKET	MARKET UNIT PRICE
2,000.000	INTERNATIONAL BUSINESS MACHS CORP ACCOUNT 42-43-201-2041505	164,080.00	164,080.00	261,800.00	1.231	5,200.00	1.986	130.900
53.000	INTUITIVE SURGICAL INC ACCOUNT 42-43-640-2041505	14,057.28	14,057.28	16,081.79	0.076	0.00	0.000	303.430
330.000	ITRON, INC. ACCOUNT 42-43-690-2041505	15,975.79	15,975.79	22,298.10	0.105	0.00	0.000	67.570
9,000.000	JPMORGAN CHASE & CO ACCOUNT 42-43-201-2041505	229,666.40	171,031.35	375,030.00	1.763	1,800.00	0.480	41.670
592.000	JABIL CIRCUIT ACCOUNT 42-43-640-2041505	9,093.36	9,093.36	10,283.04	0.048	165.76	1.612	17.370
720.000	JEFFRIES GROUP INC ACCOUNT 42-43-690-2041505	11,343.60	11,343.60	17,085.60	0.080	216.00	1.264	23.730
2,900.000	JOHNSON & JOHNSON ACCOUNT 42-43-201-2041505	88,928.50	88,928.50	186,789.00	0.878	6,264.00	3.354	64.410
6,900.000	JOHNSON CONTROLS INC ACCOUNT 42-43-201-2041505	192,342.33	192,342.33	187,956.00	0.883	3,588.00	1.909	27.240
1,460.000	KAO CORP ADS ADR ACCOUNT 42-43-730-2041505	37,929.12	37,187.85	34,105.60	0.160	473.04	1.387	23.360
2,500.000	KOHL'S CORP ACCOUNT 42-43-201-2041505	138,705.00	138,705.00	134,825.00	0.634	0.00	0.000	53.930
676.000	LIFE TIME FITNESS INC ACCOUNT 42-43-690-2041505	20,167.51	20,167.51	16,852.68	0.079	0.00	0.000	24.930



STATEMENT OF INVESTMENTS

AS OF 12/31/09

PAGE 19

ACCOUNT 42-43-501-2041505 LOUISE WASHINGTON CRT CONS

PAR VALUE /SHARES	INVESTMENT DESCRIPTION	CARRYING VALUE	TAX COST	MARKET VALUE	% OF MARKET	ESTIMATED INCOME	YIELD AT MARKET	MARKET UNIT PRICE
312.000	LINEAR TECHNOLOGY CORP ACCOUNT 42-43-640-2041505	11,293.28	11,293.28	9,534.72	0.045	287.04	3.010	30.560
900.000	MASTERCARD INC CL A ACCOUNT 42-43-640-2041505	232,261.02	232,261.02	230,582.00	1.083	540.00	0.234	255.980
1,658.000	MEDICAL PROPERTIES TRUST INC ACCOUNT 42-43-690-2041505	11,929.48	11,929.48	16,580.00	0.078	1,326.40	8.000	10.000
380.000	MEDNAX INC ACCOUNT 42-43-690-2041505	21,588.22	21,588.22	22,841.80	0.107	0.00	0.000	60.110
211.000	MERCADOLIBRE INC ACCOUNT 42-43-640-2041505	8,770.09	8,770.09	10,944.57	0.051	0.00	0.000	51.870
3,400.000	MERCK & CO INC ACCOUNT 42-43-201-2041505	128,873.60	128,873.60	124,236.00	0.584	5,168.00	4.160	36.540
327.000	MERITAGE HOMES CORPORATION ACCOUNT 42-43-690-2041505	11,044.42	11,044.42	6,320.91	0.030	490.50	7.760	19.330
2,800.000	METLIFE INC. ACCOUNT 42-43-201-2041505	100,156.00	100,156.00	98,980.00	0.465	2,072.00	2.093	35.350
13,200.000	MICROSOFT CORP ACCOUNT 42-43-201-2041505	231,017.96	217,937.50	414,348.00	1.948	6,864.00	1.657	31.390
259.000	MINDRAY MEDICAL INTL LTD ADR ISIN US6026751007 SEDOL B1FCP24 ACCOUNT 42-43-640-2041505	8,607.55	8,607.55	8,785.28	0.041	41.44	0.472	33.920
408.000	MOOG INC CLASS A ACCOUNT 42-43-690-2041505	10,566.94	10,297.81	11,925.84	0.056	28.56	0.239	29.230



STATEMENT OF INVESTMENTS

AS OF 12/31/09

ACCOUNT
42-43-501-2041505

PAGE 20

LOUISE WASHINGTON CRT CONS

PAR VALUE /SHARES	INVESTMENT DESCRIPTION	CARRYING VALUE	TAX COST	MARKET VALUE	% OF MARKET	ESTIMATED INCOME	YIELD AT MARKET	MARKET UNIT PRICE
287.000	NATIONAL GRID PLC SP ADR ACCOUNT 42-43-730-2041505	13,202.54	12,816.98	15,607.06	0.073	838.61	5.373	54.380
589.000	NATIONAL OILWELL VARCO INC ACCOUNT 42-43-640-2041505	20,632.62	19,624.94	25,969.01	0.122	235.60	0.907	44.090
471.000	NETAPP INC ACCOUNT 42-43-640-2041505	11,304.00	11,304.00	15,943.35	0.075	0.00	0.000	33.850
106.000	NEW ORIENTAL ED & TECHNOLOGY GROUP INC SPONSORED ADR ACCOUNT 42-43-640-2041505	7,808.46	7,808.46	8,014.66	0.038	0.00	0.000	75.610
1,000.000	NIPPON TELEG & TEL CORP SPONSORED ADR ACCOUNT 42-43-730-2041505	22,166.20	21,687.16	19,740.00	0.093	612.00	3.100	19.740
172.000	NOBLE ENERGY INC ACCOUNT 42-43-640-2041505	5,420.50	5,420.50	12,249.84	0.058	123.84	1.011	71.220
912.000	NOVARTIS AG SPONSORED ADR ACCOUNT 42-43-730-2041505	51,100.92	50,596.21	49,640.16	0.233	1,507.54	3.037	54.430
938.000	NUANCE COMMUNICATIONS INC ACCOUNT 42-43-640-2041505	14,049.93	14,049.93	14,567.14	0.068	0.00	0.000	15.530
218.000	NUCOR CORP ACCOUNT 42-43-640-2041505	6,792.32	6,792.32	10,169.70	0.048	313.92	3.087	46.650
646.000	NVIDIA CORP ACCOUNT 42-43-640-2041505	8,296.19	8,296.19	12,067.28	0.057	0.00	0.000	18.680



STATEMENT OF INVESTMENTS

AS OF 12/31/09

ACCOUNT
42-43-501-2041505

PAGE 21

LOUISE WASHINGTON CRT CONS

PAR VALUE /SHARES	INVESTMENT DESCRIPTION	CARRYING VALUE	TAX COST	MARKET VALUE	% OF MARKET	ESTIMATED INCOME	YIELD AT MARKET	MARKET UNIT PRICE
3,100.000	OCCIDENTAL PETROLEUM CORP ACCOUNT 42-43-201-2041505	242,004.29	242,004.29	252,185.00	1.185	4,712.00	1.868	81.350
363.000	ONEOK INC NEW ACCOUNT 42-43-690-2041505	7,946.07	7,946.07	16,178.91	0.076	638.88	3.949	44.570
10,500.000	ORACLE CORP ACCOUNT 42-43-201-2041505	236,807.40	236,807.40	257,565.00	1.211	2,100.00	0.815	24.530
646.000	ORACLE CORP ACCOUNT 42-43-640-2041505	11,443.50	11,443.51	15,846.38	0.074	129.20	0.815	24.530
-2,040.000	PARKER HANNIFIN CORP ACCOUNT 42-43-640-2041505	-134,105.62	-134,105.62	-109,915.20	0.517	-2,121.60	1.930	53.880
2,200.000	PARKER HANNIFIN CORP ACCOUNT 42-43-201-2041505	144,095.60	144,095.60	118,536.00	0.557	2,288.00	1.930	53.880
4,100.000	PEPSICO INC ACCOUNT 42-43-201-2041505	73,516.16	57,755.87	249,280.00	1.172	7,872.00	3.158	60.800
12,300.000	PFIZER INC ACCOUNT 42-43-201-2041505	266,747.20	257,826.95	223,737.00	1.052	8,856.00	3.958	18.190
772.000	PHARMACUTICAL PROD DEV INC ACCOUNT 42-43-690-2041505	12,201.45	12,201.46	18,095.68	0.085	463.20	2.560	23.440
472.000	PHILLIPS-VAN HEUSEN CORP ACCOUNT 42-43-690-2041505	9,086.00	9,086.00	19,200.96	0.090	70.80	0.369	40.680
2,800.000	PRICE T ROME GROUP INC ACCOUNT 42-43-201-2041505	149,727.48	149,727.48	149,100.00	0.701	3,024.00	2.028	53.250



STATEMENT OF INVESTMENTS

AS OF 12/31/09

PAGE 22

LOUISE WASHINGTON CRT CONS

ACCOUNT
42-43-501-2041505

PAR VALUE /SHARES	INVESTMENT DESCRIPTION	CARRYING VALUE	TAX COST	MARKET VALUE	% OF MARKET	ESTIMATED INCOME	YIELD AT MARKET	MARKET UNIT PRICE
502.000	PRICE T ROWE GROUP INC ACCOUNT 42-43-640-2041505	28,577.26	27,663.16	26,731.50	0.126	542.16	2.028	53.250
40.000	PRICELINE.COM INC ACCOUNT 42-43-640-2041505	8,229.82	8,229.82	8,736.40	0.041	0.00	0.000	218.410
3,900.000	PROCTER & GAMBLE CO ACCOUNT 42-43-201-2041505	119,149.86	79,444.85	236,457.00	1.111	7,515.30	3.178	60.630
892.000	PROTECTIVE LIFE CORP ACCOUNT 42-43-690-2041505	18,257.58	18,257.58	14,762.60	0.069	499.52	3.384	16.550
4,700.000	QUALCOMM INC ACCOUNT 42-43-640-2041505	261,298.38	261,298.38	217,422.00	1.022	3,572.00	1.643	46.260
445.000	RWE AG SPONSORED ADR REPSTG ORD PAR ACCOUNT 42-43-730-2041505	21,723.64	21,048.50	43,120.50	0.203	1,520.12	3.525	96.900
770.000	RAYMOND JAMES FINANCIAL INC ACCOUNT 42-43-690-2041505	14,206.10	13,536.60	18,302.90	0.086	338.80	1.851	23.770
880.000	REED ELSEVIER NV SPONS ADR ACCOUNT 42-43-730-2041505	29,113.31	28,885.33	21,472.00	0.101	776.16	3.615	24.400
408.000	REINSURANCE GROUP OF AMERICA ACCOUNT 42-43-690-2041505	11,876.04	11,876.04	19,441.20	0.091	195.84	1.007	47.650
3,500.000	ROCKWELL AUTOMATION INC ACCOUNT 42-43-201-2041505	167,226.85	167,226.85	164,430.00	0.773	4,060.00	2.469	46.980
2,800.000	ROSS STORES INC ACCOUNT 42-43-201-2041505	121,722.72	121,722.72	121,380.00	0.571	1,792.00	1.476	43.350



STATEMENT OF INVESTMENTS

AS OF 12/31/09

LOUISE WASHINGTON CRT CONS

ACCOUNT
42-43-501-2041505

PAR VALUE /SHARES	INVESTMENT DESCRIPTION	CARRYING VALUE	TAX COST	MARKET VALUE	% OF MARKET	ESTIMATED INCOME	YIELD AT MARKET	MARKET UNIT PRICE
563.000	ROYAL DUTCH SHELL PLC ADR A ACCOUNT 42-43-730-2041505	31,790.72	30,612.37	33,841.93	0.159	1,607.93	4.751	60.110
381.000	SBA COMMUNICATIONS CORP (IPO) ACCOUNT 42-43-690-2041505	7,686.79	7,686.79	13,014.96	0.061	0.00	0.000	34.160
650.000	SRA INTERNATIONAL INC CL A ACCOUNT 42-43-690-2041505	16,501.03	16,501.03	12,415.00	0.058	0.00	0.000	19.100
468.000	SASOL LTD SPONSORED ADR ACCOUNT 42-43-730-2041505	8,187.00	7,371.00	18,691.92	0.088	560.20	2.997	39.940
2,006.000	SCHLUMBERGER LTD SEDOL 2779201 ISIN AN8068571086 ACCOUNT 42-43-201-2041505	127,869.93	127,869.93	130,570.54	0.614	1,685.04	1.291	65.090
280.000	SCHOOL SPECIALTY INC ACCOUNT 42-43-690-2041505	8,138.44	8,138.44	6,552.00	0.031	0.00	0.000	23.400
399.000	THE SCOTTS MIRACLE-GRO COMPANY ACCOUNT 42-43-690-2041505	12,326.41	12,249.46	15,684.69	0.074	199.50	1.272	39.310
360.000	SEVEN & I HOLDINGS UNSPN ADR ACCOUNT 42-43-730-2041505	16,315.58	16,315.58	14,904.00	0.070	393.48	2.640	41.400
195.000	SIEMENS AG SPON ADR ACCOUNT 42-43-730-2041505	17,086.88	17,086.88	17,881.50	0.084	318.24	1.780	91.700



STATEMENT OF INVESTMENTS

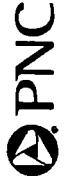
AS OF 12/31/09

ACCOUNT
42-43-501-2041505

LOUISE WASHINGTON CRT CONS

PAGE 24

PAR VALUE /SHARES	INVESTMENT DESCRIPTION	CARRYING VALUE	TAX COST	MARKET VALUE	% OF MARKET	ESTIMATED INCOME	YIELD AT MARKET	MARKET UNIT PRICE
1,027.000	SINGAPORE TELECOMMUNICATION ADR ISIN US82929R3049 SEDOL B02ZNW5 ACCOUNT 42-43-730-2041505	23,232.99	22,942.49	22,542.65	0.106	906.84	4.023	21.950
328.000	SNAP ON INC ACCOUNT 42-43-690-2041505	10,971.60	10,971.60	13,861.28	0.065	393.60	2.840	42.260
2,121.000	SOCIETE GENERALE FRANCE SPONSORED ADR ACCOUNT 42-43-730-2041505	39,079.65	37,717.58	29,800.05	0.140	112.41	0.377	14.050
674.000	SONIC CORP ACCOUNT 42-43-690-2041505	11,502.51	11,283.88	6,787.18	0.032	0.00	0.000	10.070
667.000	STARBUCKS CORP ACCOUNT 42-43-640-2041505	9,311.52	9,311.52	15,381.02	0.072	266.80	1.735	23.060
497.000	STATE AUTO FINANCIAL CORP ACCOUNT 42-43-690-2041505	15,857.86	15,857.86	9,194.50	0.043	298.20	3.243	18.500
622.000	STERILITE INDUSTRIES INDI ADS ADR ISIN US8597372072 SEDOL B1YX3G8 ACCOUNT 42-43-640-2041505	7,261.73	7,261.73	11,332.84	0.053	77.13	0.681	18.220
1,224.000	STORA ENSO OYJ SPON ADR ACCOUNT 42-43-730-2041505	17,302.17	16,710.94	8,433.36	0.040	365.98	4.340	6.890
520.000	SWIFT ENERGY CO ACCOUNT 42-43-690-2041505	11,834.10	11,816.97	12,459.20	0.059	0.00	0.000	23.960



STATEMENT OF INVESTMENTS

AS OF 12/31/09

ACCOUNT
42-43-501-2041505

LOUISE WASHINGTON CRT CONS

PAGE 25

PAR VALUE /SHARES	INVESTMENT DESCRIPTION	CARRYING VALUE	TAX COST	MARKET VALUE	% OF MARKET	ESTIMATED INCOME	YIELD AT MARKET	MARKET UNIT PRICE
2,299.000	TAIWAN SEMICONDUCTOR MTG CO ADR ACCOUNT 42-43-730-2041505	22,154.14	22,070.71	26,300.56	0.124	836.84	3.182	11.440
1,078.000	TELECOM CORP NEW ZEALAND LTD SPONSORED ADR ACCOUNT 42-43-730-2041505	15,966.25	14,320.04	9,691.22	0.046	751.37	7.753	8.990
340.000	TELEDYNE TECHNOLOGIES INC ACCOUNT 42-43-690-2041505	15,317.40	15,317.40	13,042.40	0.061	0.00	0.000	38.360
509.000	TELEFONICA S A SPONSORED ADR ACCOUNT 42-43-730-2041505	23,374.36	21,815.66	42,511.68	0.200	1,930.64	4.541	83.520
1,637.000	TELSTRA LTD SPONSORED ADR TELECOMMUNICATIONS ACCOUNT 42-43-730-2041505	27,464.88	25,679.92	25,046.10	0.118	1,969.31	7.863	15.300
2,678.000	3M COMPANY ACCOUNT 42-43-201-2041505	217,507.42	217,507.42	221,390.26	1.041	5,623.80	2.540	82.670
582.000	TIMKEN CO ACCOUNT 42-43-690-2041505	18,155.76	18,149.37	13,799.22	0.065	302.64	2.193	23.710
1,031.000	TOKIO MARINE HOLDINGS ADR ACCOUNT 42-43-730-2041505	32,748.69	32,101.52	28,053.51	0.132	487.66	1.738	27.210
393.000	TORO CO ACCOUNT 42-43-690-2041505	15,279.88	15,279.88	16,431.33	0.077	282.96	1.722	41.810
751.000	TOTAL S A ACCOUNT 42-43-730-2041505	39,510.46	37,013.62	48,094.04	0.226	2,065.25	4.294	64.040



S T A T E M E N T O F I N V E S T M E N T S

AS OF 12/31/09

ACCOUNT
42-43-501-2041505

PAGE 26

LOUISE WASHINGTON CRT CONS

PAR VALUE /SHARES	INVESTMENT DESCRIPTION	CARRYING VALUE	TAX COST	MARKET VALUE	% OF MARKET	ESTIMATED INCOME	YIELD AT MARKET	MARKET UNIT PRICE
297.000	TOYOTA MTR CORP ADR 2 COM ACCOUNT 42-43-730-2041505	23,562.81	23,121.36	24,995.52	0.117	275.02	1.100	84.160
564.000	TRIMBLE NAVIGATION LTD ACCOUNT 42-43-640-2041505	16,407.96	15,866.15	14,212.80	0.067	0.00	0.000	25.200
563.000	TRUSTMARK CORP ACCOUNT 42-43-690-2041505	9,482.96	9,482.96	12,690.02	0.060	517.96	4.082	22.540
385.000	URS CORP NEW ACCOUNT 42-43-690-2041505	15,650.33	15,605.55	17,140.20	0.081	0.00	0.000	44.520
1,712.000	UNILEVER PLC W/I SPONSORED ADR ACCOUNT 42-43-730-2041505	38,643.48	38,232.60	54,612.80	0.257	2,658.74	4.868	31.900
382.000	UNITED BANKSHARES INC W VIRGINIA ACCOUNT 42-43-690-2041505	12,407.78	12,407.78	7,628.54	0.036	458.40	6.009	19.970
476.000	UNITED FIRE & CASUALTY CO ACCOUNT 42-43-690-2041505	15,008.20	14,972.00	8,677.48	0.041	285.60	3.291	18.230
613.000	UNITED OVERSEAS BK LTD SPONSORED ADR ACCOUNT 42-43-730-2041505	12,678.32	12,663.72	17,127.22	0.081	514.92	3.006	27.940
238.000	UNITED TECHNOLOGIES CORP ACCOUNT 42-43-640-2041505	17,461.83	17,454.17	16,519.58	0.078	404.60	2.449	69.410
3,000.000	UNITED TECHNOLOGIES CORP ACCOUNT 42-43-201-2041505	62,903.74	61,185.00	208,230.00	0.979	5,100.00	2.449	69.410
5,800.000	UNITEDHEALTH GROUP INC ACCOUNT 42-43-201-2041505	187,937.40	187,937.40	176,784.00	0.831	2,900.00	1.640	30.480



S T A T E M E N T O F I N V E S T M E N T S

AS OF 12/31/09

ACCOUNT 42-43-501-2041505 LOUISE WASHINGTON CRT CONS

PAGE 27

PAR VALUE /SHARES	INVESTMENT DESCRIPTION	CARRYING VALUE	TAX COST	MARKET VALUE	% OF MARKET	ESTIMATED INCOME	YIELD AT MARKET	MARKET UNIT PRICE
1,072.000	UPM KYMHENE CORP SPONSORED ADR ACCOUNT 42-43-730-2041505	21,389.00	20,848.31	12,692.48	0.060	462.03	3.640	11.840
652.000	VALSPAR CORP ACCOUNT 42-43-690-2041505	16,866.98	16,834.38	17,695.28	0.083	417.28	2.358	27.140
171.000	VARIAN MEDICAL SYSTEMS INC ACCOUNT 42-43-640-2041505	5,013.12	5,013.12	8,011.35	0.038	0.00	0.000	46.850
4,900.000	VIACOM INC CLASS B WI ACCOUNT 42-43-201-2041505	147,127.89	147,127.89	145,677.00	0.685	0.00	0.000	29.730
1,224.000	VODAFONE GROUP PLC SPONSORED ADR NEW ACCOUNT 42-43-730-2041505	26,614.77	26,614.77	28,262.16	0.133	1,482.26	5.245	23.090
531.000	WGL HLDGS INC ACCOUNT 42-43-690-2041505	15,099.52	15,099.52	17,809.74	0.084	801.81	4.502	33.540
4,200.000	WAL-MART STORES INC ACCOUNT 42-43-201-2041505	254,918.58	254,918.58	224,490.00	1.055	5,082.00	2.264	53.450
232.000	WATERS CORP ACCOUNT 42-43-640-2041505	12,844.46	12,738.02	14,374.72	0.068	0.00	0.000	61.960
242.000	WATSCO INC ACCOUNT 42-43-690-2041505	6,763.90	6,763.90	11,853.16	0.056	503.36	4.247	48.980
8,800.000	WELLS FARGO & COMPANY ACCOUNT 42-43-201-2041505	237,151.20	237,151.20	237,512.00	1.116	1,760.00	0.741	26.990
4,100.000	WISCONSIN ENERGY CORP ACCOUNT 42-43-201-2041505	200,608.08	200,608.08	204,303.00	0.960	6,560.00	3.211	49.830



STATEMENT OF INVESTMENTS

AS OF 12/31/09

PAGE 28

ACCOUNT 42-43-501-2041505 LOUISE WASHINGTON CRT CONS

PAR VALUE /SHARES	INVESTMENT DESCRIPTION	CARRYING VALUE	TAX COST	MARKET VALUE	% OF MARKET	ESTIMATED INCOME	YIELD AT MARKET	MARKET UNIT PRICE
710.000	ZURICH FINANCIAL SVCS SPON ADR ACCOUNT 42-43-730-2041505	16,727.19	16,727.19	15,435.40	0.073	872.59	5.653	21.740
	TOTAL COMMON STOCK	15,128,198.14	14,907,490.18	16,435,240.98	77.246	286,697.66	1.744	
	MUTUAL FUNDS - FIXED							
2,000.000	ISHARES BARCLAYS TR U S TIP ETF ACCOUNT 42-43-201-2041505	208,645.00	199,120.00	207,800.00	0.977	7,526.00	3.622	103.900
	TOTAL MUTUAL FUNDS - FIXED	208,645.00	199,120.00	207,800.00	0.977	7,526.00	3.622	
	MUTUAL FUNDS - EQUITY							
6,799.021	BLACKROCK FUNDS INTL OPPORTUNITIES PORTFOLIO FUND 334 INSTITUTIONAL SHARES ACCOUNT 42-43-201-2041505	250,000.00	250,000.00	215,936.91	1.015	3,139.11	1.454	31.760
5,200.000	ISHARES TR S&P SMALLCAP 600 IND FD ETF ACCOUNT 42-43-201-2041505	307,840.00	307,840.00	284,544.00	1.337	2,792.40	0.981	54.720
	TOTAL MUTUAL FUNDS - EQUITY	557,840.00	557,840.00	500,480.91	2.352	5,931.51	1.185	
	TOTAL INVESTMENTS	19,935,291.25	19,705,058.29	21,275,706.08	100.000	490,461.79	2.305	
	CASH	0.00	0.00	0.00				
	TOTAL ASSETS	19,935,291.25	19,705,058.29	21,275,706.08				



FORM 990-PF

GRANTS AND CONTRIBUTIONS
PAID DURING THE YEAR

STATEMENT 12

RECIPIENT NAME AND ADDRESS	RECIPIENT RELATIONSHIP AND PURPOSE OF GRANT	RECIPIENT STATUS	AMOUNT
AMERICAN HEART ASSOCIATION 2550 U. S. HIGHWAY 1 NORTH BRUNSWICK, NJ 089024304	GENERAL USE OF THE ORGANIZATION	PUBLIC CHARITY	200,000.
AMERICAN RED CROSS - MORRIS AREA CHAPTER 29 ELM ST. MORRISTOWN, NJ 079604101	GENERAL USE OF THE ORGANIZATION	PUBLIC CHARITY	30,000.
CHILDREN'S SPECIALIZED HOSPITAL 150 NEW PROVIDENCE ROAD MOUNTAINSIDE, NJ 070922590	GENERAL USE OF THE HOSPITAL	PUBLIC CHARITY	320,000.
JEHOVAH'S WITNESSES MORRISTOWN NJ CONGREGATION 44 ROLLING HILL DRIVE MORRISTOWN, NJ 079606227	GENERAL USE OF THE CHURCH	RELIGIOUS	25,000.
MORRISTOWN MEMORIAL HEALTH FOUNDATION 100 MADISON AVE. MORRISTOWN, NJ 079606163	GENERAL USE OF THE ORGANIZATION	PUBLIC CHARITY	120,000.
RECORDINGS FOR THE BLIND 20 ROSZEL ROAD PRINCETON, NJ 085406206	GENERAL USE OF THE ORGANIZATION	PUBLIC CHARITY	300,000.
UNITED WAY OF MORRIS COUNTY P. O. BOX 1948 MORRISTOWN, NJ 079621948	GENERAL USE OF THE ORGANIZATION	PUBLIC CHARITY	215,000.
TOTAL TO FORM 990-PF, PART XV, LINE 3A			1,210,000.

REPORT: TMS-TX-23
 BANK 42 PNC BANK (42)
 REGION 43 NORTH JERSEY
 OFFICE 201 PERSONAL

GAIN/LOSS FED/STE REPORT INTERNAL USE ONLY
 ACCOUNT 2041505 LOUISE WASHINGTON CRT
 FROM: 01/01/09 TO: 12/31/09

PAGE: 1
 RUN DATE: 09/24/10

TAX CODE	OR-OFF	SERIAL	SEQ	LOT#	ACQUIRED	TRADE	DATES	UNITS	PROCEEDS	TAX COST	FEDERAL G/L	STATE G/L
ASSET G1150G111 ACCENTURE LTD.												
830	640	40496-00001	00000	10/31/08	06/10/09			313.000	9,548.57	10,290.88	742.31-S	742.31-L
TOTAL-SHORT								313.000	9,548.57	10,290.88	742.31-	.00
TOTAL-LONG											.00	742.31-
ASSET G1151C101 ACCENTURE PLC CLASS A												
830	000	40692-00001	00000	03/26/09	12/22/09			6,200.000	251,213.19	196,750.80	54,462.39 S	54,462.39 L
TOTAL-SHORT								6,200.000	251,213.19	196,750.80	54,462.39	.00
TOTAL-LONG											.00	54,462.39
ASSET G5876H105 MARVELL TECHNOLOGY GROUP LTD												
830	640	40692-00001	00000	05/07/09	12/22/09			148.000	2,960.08	1,627.81	1,332.27 S	1,332.27 L
TOTAL-SHORT								148.000	2,960.08	1,627.81	1,332.27	.00
TOTAL-LONG											.00	1,332.27
ASSET G7945J104 SEAGATE TECHNOLOGY												
830	640	40692-00002	00000	08/31/09	12/22/09			91.000	1,618.84	1,263.45	355.39 S	355.39 L
TOTAL-SHORT								91.000	1,618.84	1,263.45	355.39	.00
TOTAL-LONG											.00	355.39
ASSET H5833N103 NOBLE CORPORATION												
830	640	40692-00003	00000	05/12/08	12/22/09			87.000	3,543.41	5,330.96	1,787.55-L	1,787.55-L
TOTAL-SHORT								87.000	3,543.41	5,330.96	1,787.55-	.00
TOTAL-LONG											.00	1,787.55-
ASSET H8817H100 TRANSOCEAN LTD												
830	640	40692-00004	00000	08/30/07	12/22/09			37.000	3,060.56	5,400.56	2,340.00-L	2,340.00-L
TOTAL-SHORT								37.000	3,060.56	5,400.56	2,340.00-L	.00
TOTAL-LONG											.00	2,340.00-L

REPORT: TMS-TX-23
 BANK 42 PNC BANK (42)
 REGION 43 NORTH JERSEY
 OFFICE 201 PERSONAL

GAIN/LOSS FED/STE REPORT INTERNAL USE ONLY
 ACCOUNT 2041505 LOUISE WASHINGTON CRT
 FROM: 01/01/09 TO: 12/31/09

PAGE: 2
 RUN DATE: 09/24/10

TAX CODE	OR-OFF SERIAL	SEQ LOT#	ACQUIRED	TRADE	DATES	UNITS	PROCEEDS	TAX COST	FEDERAL G/L	STATE G/L
	ASSET H8817H100	(CONT'D)								
	TOTAL-LONG					37.000	3,060.56	5,400.56	2,340.00-	2,340.00-
ASSET M22465104	CHECK POINT SOFTWARE TECH									
	SEDOL	2181334								
	ISIN	IL0010824113								
830	640	40652-00001	00000	03/31/09	11/13/09	316.000	10,112.72	7,038.20	3,074.52 S	3,074.52 L
	TOTAL-SHORT					316.000	10,112.72	7,038.20	3,074.52	.00
	TOTAL-LONG									3,074.52
ASSET 000361105	AAR CORP									
830	690	40602-00001	00000	03/21/07	09/24/09	24.000	491.98	737.36	245.38-L	245.38-L
	TOTAL-LONG					24.000	491.98	737.36	245.38-	245.38-
ASSET 000375204	ABB LTD									
	SPONSORED ADR									
830	000	40692-00005	00000	07/02/07	12/22/09	13,000.000	242,445.05	303,030.00	60,584.95-L	60,584.95-L
830	000	40692-00005	00000	07/26/07	12/22/09	1,000.000	18,649.62	22,550.00	3,900.38-L	3,900.38-L
830	640	40692-00005	00000	08/03/09	12/22/09	78.000	1,460.12	1,460.35	.23-S	.23-L
	TOTAL-SHORT					14,078.000	262,554.79	327,040.35	.23-	.00
	TOTAL-LONG								64,485.33-	64,485.56-
ASSET 001084102	AGCO CORP									
830	640	40665-00001	00000	07/30/08	11/25/09	267.000	8,109.17	16,000.56	7,891.39-L	7,891.39-L
	TOTAL-LONG					267.000	8,109.17	16,000.56	7,891.39-	7,891.39-
ASSET 00206R102	AT&T INC									
830	000	40692-00006	00000	05/24/06	12/22/09	7,000.000	193,684.31	178,710.00	14,974.31 L	14,974.31 L
	TOTAL-LONG					7,000.000	193,684.31	178,710.00	14,974.31	14,974.31
ASSET 002824100	ABBOTT LABORATORIES INC									
830	000	40692-00007	00000	05/19/03	12/22/09	5,100.000	276,272.13	198,470.71	77,801.42 L	77,801.42 L

REPORT: TMS-TX-23
 BANK 42 PNC BANK (42)
 REGION 43 NORTH JERSEY
 OFFICE 201 PERSONAL

GAIN/LOSS FED/STE REPORT INTERNAL USE ONLY
 ACCOUNT 2041505 LOUISE WASHINGTON CRT
 FROM: 01/01/09 TO: 12/31/09

PAGE: 4
 RUN DATE: 09/24/10

TAX CODE	OR-OFF SERIAL	SEQ LOT#	ACQUIRED	TRADE	DATES	UNITS	PROCEEDS	TAX COST	FEDERAL G/L	STATE G/L
ASSET 021441100 (CONT'D)						169.000	3,876.91	3,715.60	161.31	161.31
TOTAL-LONG										
ASSET 023135106 AMAZON COM INC						69.000	5,464.91	5,079.11	385.80 L	385.80 L
830	640	40519-00001	00000	02/11/08	07/02/09	69.000	5,464.91	5,079.11	385.80 L	385.80 L
830	640	40519-00001	00000	05/29/07	07/02/09	87.000	6,890.53	5,995.30	895.23 L	895.23 L
830	640	40692-00011	00000	05/29/07	12/22/09	17.000	2,277.94	1,171.50	1,106.44 L	1,106.44 L
830	640	40692-00011	00000	03/11/08	12/22/09	46.000	6,163.84	3,020.13	3,143.71 L	3,143.71 L
TOTAL-LONG						219.000	20,797.22	15,266.04	5,531.18	5,531.18
ASSET 023436108 AMEDISYS INC						20.000	881.97	740.23	141.74 L	141.74 L
830	690	40602-00003	00000	08/23/07	09/24/09	20.000	881.97	740.23	141.74 L	141.74 L
TOTAL-LONG						20.000	881.97	740.23	141.74	141.74
ASSET 02364W105 AMERICA MOVIL S A B DE C V						76.000	3,593.18	1,133.58	2,459.60 L	2,459.60 L
830	640	40692-00012	00000	11/05/04	12/22/09	76.000	3,593.18	1,133.58	2,459.60 L	2,459.60 L
TOTAL-LONG						76.000	3,593.18	1,133.58	2,459.60	2,459.60
ASSET 031100100 AMETEK INC NEW						189.000	6,087.48	8,335.11	2,247.63-L	2,247.63-L
830	640	40584-00001	00000	02/01/08	09/08/09	189.000	6,087.48	8,335.11	2,247.63-L	2,247.63-L
TOTAL-LONG						189.000	6,087.48	8,335.11	2,247.63-	2,247.63-
ASSET 032095101 AMPHENOL CORP NEW						2,900.000	128,819.32	136,308.12	7,488.80-L	7,488.80-L
830	000	40692-00014	00000	08/26/08	12/22/09	2,900.000	128,819.32	136,308.12	7,488.80-L	7,488.80-L
830	640	40692-00013	00000	06/11/08	12/22/09	63.000	2,808.46	2,980.89	172.43-L	172.43-L
TOTAL-LONG						2,963.000	131,627.78	139,289.01	7,661.23-	7,661.23-
ASSET 03485P201 ANGLO AMERICAN PLC						85.000	1,785.80	1,269.93	515.87 S	515.87 L
830	640	40692-00014	00000	07/15/09	12/22/09	85.000	1,785.80	1,269.93	515.87 S	515.87 L
UNSP ADR										

REPORT: TMS-TX-23
 BANK 42 PNC BANK (42)
 REGION 43 NORTH JERSEY
 OFFICE 201 PERSONAL

GAIN/LOSS FED/STE REPORT INTERNAL USE ONLY
 ACCOUNT 2041505 LOUISE WASHINGTON CRT
 FROM: 01/01/09 TO: 12/31/09

PAGE: 5
 RUN DATE: 09/24/10

TAX CODE	OR-OFF SERIAL	SEQ LOT#	ACQUIRED	TRADE	DATES	UNITS	PROCEEDS	TAX COST	FEDERAL G/L	STATE G/L
	ASSET 03485P201	(CONT'D)								
	TOTAL-SHORT					85.000	1,785.80	1,269.93	515.87	.00
	TOTAL-LONG									
ASSET 03662Q105	ANSYS INC									
830	640 40692-00015	00000	05/09/08	12/22/09		53.000	2,269.40	2,280.67	11.27-L	11.27-L
	TOTAL-LONG					53.000	2,269.40	2,280.67	11.27-L	11.27-L
ASSET 037389103	AON CORP									
830	640 40392-00001	00000	08/06/07	02/26/09		311.000	11,829.38	13,146.28	1,316.90-L	1,316.90-L
	TOTAL-LONG					311.000	11,829.38	13,146.28	1,316.90-L	1,316.90-L
ASSET 037411105	APACHE CORPORATION									
830	640 40692-00016	00000	12/14/07	12/22/09		28.000	2,896.80	2,954.77	57.97-L	57.97-L
	TOTAL-LONG					28.000	2,896.80	2,954.77	57.97-L	57.97-L
ASSET 037833100	APPLE INC									
830	640 40455-00001	00000	06/29/04	04/30/09		40.000	5,058.25	639.87	4,418.38 L	4,418.38 L
830	640 40531-00002	00000	06/29/04	07/15/09		38.000	5,505.94	607.88	4,898.06 L	4,898.06 L
830	640 40598-00001	00000	06/29/04	09/22/09		22.000	4,043.23	351.93	3,691.30 L	3,691.30 L
830	640 40636-00001	00000	06/29/04	10/28/09		18.000	3,493.53	287.94	3,205.59 L	3,205.59 L
830	640 40692-00017	00000	06/29/04	12/22/09		45.000	9,008.31	719.86	8,288.45 L	8,288.45 L
	TOTAL-LONG					163.000	27,109.26	2,607.48	24,501.78	24,501.78
ASSET 050095108	ATWOOD OCEANICS INC									
830	640 40692-00018	00000	10/23/09	12/22/09		42.000	1,494.32	1,652.49	158.17-S	158.17-L
	TOTAL-SHORT					42.000	1,494.32	1,652.49	158.17-S	158.17-L
	TOTAL-LONG									
ASSET 053332102	AUTOZONE INC									
830	000 40692-00017	00000	03/26/09	12/22/09		1,200.000	191,568.59	198,955.56	7,386.97-S	7,386.97-L

REPORT: TMS-TX-23
 BANK 42 PNC BANK (42)
 REGION 43 NORTH JERSEY
 OFFICE 201 PERSONAL

GAIN/LOSS FED/STE REPORT INTERNAL USE ONLY
 ACCOUNT 2041505 LOUISE WASHINGTON CRT
 FROM: 01/01/09 TO: 12/31/09

PAGE: 6
 RUN DATE: 09/24/10

TAX CODE	OR-OFF SERIAL	SEQ LOT#	ACQUIRED	TRADE	DATES	UNITS	PROCEEDS	TAX COST	FEDERAL G/L	STATE G/L
	ASSET 053332102	(CONT'D)								
	TOTAL-SHORT					1,200.000	191,568.59	198,955.56	7,386.97-	.00
	TOTAL-LONG									7,386.97-
ASSET 054303102	AVON PRODUCTS INC									
830	640	40692-00019	00000	12/23/08	12/22/09	48.000	1,529.72	1,099.87	429.85 S	429.85 L
	TOTAL-SHORT					48.000	1,529.72	1,099.87	429.85	.00
	TOTAL-LONG									429.85
ASSET 055622104	BP PLC									
830	730	40665-00001	00000	12/18/07	11/25/09	34.000	2,005.27	2,513.70	508.43-L	508.43-L
	TOTAL-SHORT					34.000	2,005.27	2,513.70	508.43-	508.43-
	TOTAL-LONG									
ASSET 05565A202	BNP PARIBAS									
	SPONSORED ADR									
830	730	40568-00001	00000	01/30/06	08/21/09	107.000	4,489.61	4,710.36	220.75-L	220.75-L
830	730	40568-00001	00000	07/06/05	08/21/09	43.000	1,804.23	1,469.08	335.15 L	335.15 L
830	730	40604-00001	00000	07/06/05	09/28/09	115.000	4,745.64	3,928.93	816.71 L	816.71 L
830	730	40604-00001	00000	06/24/05	09/28/09	17.000	701.53	578.74	122.79 L	122.79 L
	TOTAL-SHORT					282.000	11,741.01	10,687.11	1,053.90	1,053.90
	TOTAL-LONG									
ASSET 056752108	BAIDU INC									
830	640	40692-00020	00000	02/24/09	12/22/09	9.000	3,588.20	1,258.20	2,330.00 S	2,330.00 L
	TOTAL-SHORT					9.000	3,588.20	1,258.20	2,330.00	.00
	TOTAL-LONG									2,330.00
ASSET 05964H105	BANCO SANTANDER S A									
	ADR									
830	730	40532-00001	00000	06/30/04	07/16/09	528.000	6,709.33	5,541.99	1,167.34 L	1,167.34 L
	TOTAL-SHORT					528.000	6,709.33	5,541.99	1,167.34	1,167.34
	TOTAL-LONG									
ASSET 064058100	BANK NEW YORK MELLON CORP COM									
830	000	40692-00018	00000	01/28/08	12/22/09	9,000.000	243,810.02	400,060.80	156,250.78-L	156,250.78-L

REPORT: TMS-TX-23
 BANK 42 PNC BANK (42)
 REGION 43 NORTH JERSEY
 OFFICE 201 PERSONAL

GAIN/LOSS FED/STE REPORT INTERNAL USE ONLY
 ACCOUNT 2041505 LOUISE WASHINGTON CRT
 FROM: 01/01/09 TO: 12/31/09

PAGE: 7
 RUN DATE: 09/24/10

TAX CODE	OR-OFF SERIAL	SEQ LOT#	ACQUIRED	TRADE	DATES	UNITS	PROCEEDS	TAX COST	FEDERAL G/L	STATE G/L
	ASSET 064058100	(CONT'D)								
	TOTAL-LONG									
	ASSET 067383109	BARD C R INC								
830	640	40554-00001	00000	11/10/08	08/07/09	110.000	8,069.40	9,674.63	1,605.23-S	1,605.23-L
830	000	40692-00019	00000	09/26/06	12/22/09	2,000.000	157,946.33	150,160.00	7,786.33 L	7,786.33 L
	TOTAL-SHORT									
	TOTAL-LONG									
	ASSET 067901108	BARRICK GOLD CORP								
	SEDOL 2024677									
	ISIN CA0679011084									
830	640	40692-00021	00000	03/16/09	12/22/09	55.000	2,147.14	1,632.50	514.64 S	514.64 L
	TOTAL-SHORT									
	TOTAL-LONG									
	ASSET 072730302	BAYER A G								
	SPONSORED ADR									
830	730	40665-00002	00000	06/30/04	11/25/09	17.000	1,352.99	461.77	891.22 L	891.22 L
	TOTAL-LONG									
	ASSET 075887109	BECTON DICKINSON & CO								
830	000	40692-00021	00000	07/28/08	12/22/09	1,300.000	100,410.45	110,812.52	10,402.07-L	10,402.07-L
	TOTAL-LONG									
	ASSET 109641100	BRINKER INTERNATIONAL INC								
830	690	40602-00007	00000	06/29/04	09/24/09	80.000	1,259.24	1,847.47	588.23-L	588.23-L
	TOTAL-LONG									
	ASSET 111320107	BROADCOM CORP								
830	640	40692-00022	00000	11/25/08	12/22/09	88.000	2,612.40	1,307.40	1,505.00 L	1,505.00 L

REPORT: TMS-TX-23
 BANK 42 PNC BANK (42)
 REGION 43 NORTH JERSEY
 OFFICE 201 PERSONAL

GAIN/LOSS FED/STE REPORT INTERNAL USE ONLY
 ACCOUNT 2041505 LOUISE WASHINGTON CRT
 FROM: 01/01/09 TO: 12/31/09

PAGE: 8
 RUN DATE: 09/24/10

TAX CODE	OR-OFF SERIAL	SEQ LOT#	ACQUIRED	TRADE	DATES	UNITS	PROCEEDS	TAX COST	FEDERAL G/L	STATE G/L
ASSET 111320107 (CONT'D)						88.000	2,812.40	1,307.40	1,505.00	1,505.00
TOTAL-LONG										
ASSET 118759109 BUCYRUS INTL INC						18.000	625.66	270.42	355.24 L	355.24 L
830	690	40602-00008	00000	09/22/05	09/24/09	18.000	625.66	270.42	355.24 L	355.24 L
830	640	40692-00023	00000	07/30/08	12/22/09	55.000	3,254.26	4,028.58	774.32-L	774.32-L
TOTAL-LONG						73.000	3,879.92	4,299.00	419.08-	419.08-
ASSET 125269100 CF INDUSTRIES HOLDINGS INC						138.000	8,780.99	9,062.49	281.50-L	281.50-L
830	640	40392-00002	00000	07/18/07	02/26/09	138.000	8,780.99	9,062.49	281.50-L	281.50-L
830	640	40406-00001	00000	07/18/07	03/12/09	137.000	9,032.20	8,996.82	35.38 L	35.38 L
TOTAL-LONG						275.000	17,813.19	18,059.31	246.12-	246.12-
ASSET 12572Q105 CME GROUP INC						8.000	2,618.73	1,754.17	864.56 L	864.56 L
830	640	40692-00025	00000	11/13/08	12/22/09	8.000	2,618.73	1,754.17	864.56 L	864.56 L
TOTAL-LONG						8.000	2,618.73	1,754.17	864.56	864.56
ASSET 127097103 CABOT OIL & GAS CORP COM						6.000	214.79	78.81	135.98 L	135.98 L
830	690	40602-00009	00000	08/25/04	09/24/09	6.000	214.79	78.81	135.98 L	135.98 L
TOTAL-LONG						6.000	214.79	78.81	135.98	135.98
ASSET 12811R104 CALAMOS ASSET MGMT INC						220.000	1,525.27	5,961.98	4,436.71-L	4,436.71-L
830	690	40346-00001	00000	02/02/07	01/13/09	220.000	1,525.27	5,961.98	4,436.71-L	4,436.71-L
TOTAL-LONG						220.000	1,525.27	5,961.98	4,436.71-	4,436.71-
ASSET 13342B105 CAMERON INTL CORP						74.000	3,005.06	2,968.87	36.19 L	36.19 L
830	640	40692-00026	00000	09/15/08	12/22/09	74.000	3,005.06	2,968.87	36.19 L	36.19 L
TOTAL-LONG						74.000	3,005.06	2,968.87	36.19	36.19
ASSET 138006309 CANON INC						36.000	1,460.01	1,289.04	170.97 L	170.97 L
830	730	40596-00001	00000	03/10/05	09/18/09	36.000	1,460.01	1,289.04	170.97 L	170.97 L
830	730	40596-00001	00000	06/30/04	09/18/09	6.000	243.33	211.72	31.61 L	31.61 L

REPORT: TMS-TX-23
 BANK 42 PNC BANK (42)
 REGION 43 NORTH JERSEY
 OFFICE 201 PERSONAL

GAIN/LOSS FED/STE REPORT INTERNAL USE ONLY
 ACCOUNT 2041505 LOUISE WASHINGTON CRT
 FROM: 01/01/09 TO: 12/31/09

PAGE: 9
 RUN DATE: 09/24/10

TAX CODE	OR-OFF SERIAL	SEQ LOT#	ACQUIRED	TRADE	DATES	UNITS	PROCEEDS	TAX COST	FEDERAL G/L	STATE G/L
ASSET	138006309	(CONT'D)								
		TOTAL-LONG				42.000	1,703.34	1,500.76	202.58	202.58
ASSET	143130102	CARMAX INC								
830	690	40449-00001	00000	09/22/08	04/24/09	1,350.000	17,474.49	20,564.15	3,089.66-S	3,089.66-L
		TOTAL-SHORT								
		TOTAL-LONG				1,350.000	17,474.49	20,564.15	3,089.66-.00	3,089.66-.00
ASSET	151020104	CELGENE CORP								
830	640	40692-00027	00000	10/10/08	12/22/09	32.000	1,805.07	1,706.32	98.75 L	98.75 L
		TOTAL-LONG				32.000	1,805.07	1,706.32	98.75	98.75
ASSET	162825103	CHECKPOINT SYSTEMS INC								
830	690	40602-00010	00000	07/27/04	09/24/09	46.000	733.68	793.73	60.05-L	60.05-L
		TOTAL-LONG				46.000	733.68	793.73	60.05-	60.05-
ASSET	166764100	CHEVRON CORPORATION								
830	000	40692-00026	00000	08/14/97	12/22/09	5,600.000	436,222.62	220,199.00	216,023.62 L	216,023.62 L
830	000	40692-00026	00000	08/29/97	12/22/09	2,000.000	155,793.79	78,017.50	77,776.29 L	77,776.29 L
		TOTAL-LONG				7,600.000	592,016.41	298,216.50	293,799.91	293,799.91
ASSET	17275R102	CISCO SYSTEMS INC								
830	640	40692-00028	00000	01/16/07	12/22/09	183.000	4,348.12	5,178.90	830.78-L	830.78-L
		TOTAL-LONG				183.000	4,348.12	5,178.90	830.78-	830.78-
ASSET	189754104	COACH INC								
830	640	40612-00001	00000	04/28/08	10/06/09	316.000	10,325.00	11,118.24	793.24-L	793.24-L
830	640	40692-00030	00000	04/28/08	12/22/09	86.000	3,164.71	3,025.85	138.86 L	138.86 L
		TOTAL-LONG				402.000	13,489.71	14,144.09	654.38-	654.38-
ASSET	191216100	COCA COLA CO								
830	640	40560-00001	00000	11/22/06	08/13/09	214.000	10,281.79	10,057.12	224.67 L	224.67 L
830	000	40692-00030	00000	01/28/08	12/22/09	2,800.000	160,240.99	164,375.12	4,134.13-L	4,134.13-L

REPORT: TMS-TX-23
 BANK 42 PNC BANK (42)
 REGION 43 NORTH JERSEY
 OFFICE 201 PERSONAL

GAIN/LOSS FED/STE REPORT INTERNAL USE ONLY
 ACCOUNT 2041505 LOUISE WASHINGTON CRT
 FROM: 01/01/09 TO: 12/31/09

PAGE: 10
 RUN DATE: 09/24/10

TAX CODE	OR-OFF SERIAL	SEQ LOT#	ACQUIRED	TRADE	DATES	UNITS	PROCEEDS	TAX COST	FEDERAL G/L	STATE G/L
	ASSET 191216100	(CONT'D)								
		TOTAL-LONG				3,014.000	170,522.78	174,432.24	3,909.46-	3,909.46-
ASSET 192446102	COGNIZANT TECHNOLOGY SOLUTIONS									
830	640 40692-00031	00000	10/21/09	12/22/09		46.000	2,103.52	1,913.50	190.02 S	190.02 L
		TOTAL-SHORT				46.000	2,103.52	1,913.50	190.02	.00
		TOTAL-LONG							.00	190.02
ASSET 209115104	CONSOLIDATED EDISON INC									
830	000 40692-00032	00000	08/14/03	12/22/09		2,800.000	128,415.61	110,878.60	17,537.01 L	17,537.01 L
		TOTAL-LONG				2,800.000	128,415.61	110,878.60	17,537.01	17,537.01
ASSET 222816100	COVANCE INC									
830	690 40602-00011	00000	06/29/04	09/24/09		22.000	1,187.97	844.14	343.83 L	343.83 L
		TOTAL-LONG				22.000	1,187.97	844.14	343.83	343.83
ASSET 231021106	CUMMINS INC									
830	640 40692-00032	00000	10/08/09	12/22/09		32.000	1,490.84	1,510.74	19.90-S	19.90-L
		TOTAL-SHORT				32.000	1,490.84	1,510.74	19.90-	.00
		TOTAL-LONG							.00	19.90-
ASSET 24422EPY9	JOHN DEERE CAPITAL CORP									
	SR NTS									
	04.875% DUE 03/16/2009									
829	000 40405-00002	00000	03/02/07	03/16/09		200,000.000	200,000.00	199,722.00	278.00 L	278.00 L
		TOTAL-LONG				200,000.000	200,000.00	199,722.00	278.00	278.00
ASSET 24702R101	DELL INC									
830	640 40534-00001	00000	08/27/08	07/20/09		622.000	8,011.47	15,962.70	7,951.23-S	7,951.23-L
		TOTAL-SHORT				622.000	8,011.47	15,962.70	7,951.23-	.00
		TOTAL-LONG							.00	7,951.23-
ASSET 249030107	DENTSPLY INTERNATIONAL INC									
830	640 40652-00002	00000	09/29/08	11/13/09		272.000	9,222.25	10,250.35	1,028.10-L	1,028.10-L

REPORT: TMS-TX-23
 BANK 42 PNC BANK (42)
 REGION 43 NORTH JERSEY
 OFFICE 201 PERSONAL

GAIN/LOSS FED/STE REPORT INTERNAL USE ONLY
 ACCOUNT 2041505 LOUISE WASHINGTON CRT
 FROM: 01/01/09 TO: 12/31/09

PAGE: 12
 RUN DATE: 09/24/10

TAX CODE	OR-OFF	SERIAL	SEQ	LOT#	ACQUIRED	TRADE	DATES	UNITS	PROCEEDS	TAX COST	FEDERAL G/L	STATE G/L
830	000	40687-01000	00000	01/28/09	12/22/09			216.000	9,109.80	5,802.89	3,306.91 S	3,306.91 L
830	640	40687-00001	00000	10/28/08	12/22/09			194.000	8,181.95	6,572.95	1,609.00 L	1,609.00 L
				TOTAL-SHORT				474.000	20,016.15	15,075.04	3,332.11	.00
				TOTAL-LONG							1,609.00	4,941.11
ASSET 27579R104 EAST WEST BANCORP INC												
830	690	40611-00001	00000	05/09/08	10/05/09			795.000	7,140.74	10,978.08	3,837.34-L	3,837.34-L
830	690	40611-00001	00000	05/06/09	10/05/09			85.000	763.48	781.72	18.24-S	18.24-L
830	690	40611-00001	00000	09/24/09	10/05/09			136.000	1,221.56	1,146.34	75.22 S	75.22 L
				TOTAL-SHORT				1,016.000	9,125.78	12,906.14	56.98	.00
				TOTAL-LONG							3,837.34-	3,780.36-
ASSET 278265103 EATON VANCE CORP												
830	690	40602-00014	00000	06/29/04	09/24/09			222.000	5,949.67	4,195.80	1,753.87 L	1,753.87 L
				TOTAL-LONG				222.000	5,949.67	4,195.80	1,753.87	1,753.87
ASSET 278642103 EBAY INC												
830	640	40692-00036	00000	05/12/08	12/22/09			162.000	3,722.85	5,039.84	1,316.99-L	1,316.99-L
				TOTAL-LONG				162.000	3,722.85	5,039.84	1,316.99-	1,316.99-
ASSET 291011104 EMERSON ELECTRIC CO												
830	640	40629-00004	00000	04/02/09	10/21/09			321.000	12,862.62	9,932.77	2,929.85 S	2,929.85 L
				TOTAL-SHORT				321.000	12,862.62	9,932.77	2,929.85	.00
				TOTAL-LONG							.00	2,929.85
ASSET 30212P105 EXPEDIA INC												
830	640	40692-00037	00000	10/07/09	12/22/09			62.000	1,646.67	1,493.31	153.36 S	153.36 L
				TOTAL-SHORT				62.000	1,646.67	1,493.31	153.36	.00
				TOTAL-LONG							.00	153.36
ASSET 302445101 FLIR SYSTEM INC												
830	690	40602-00015	00000	06/29/04	09/24/09			6.000	164.75	81.66	83.09 L	83.09 L
830	640	40692-00038	00000	05/14/07	12/22/09			57.000	1,809.70	1,195.46	614.24 L	614.24 L

REPORT: TMS-TX-23
 BANK 42 PNC BANK (42)
 REGION 43 NORTH JERSEY
 OFFICE 201 PERSONAL

GAIN/LOSS FED/STE REPORT INTERNAL USE ONLY
 ACCOUNT 2041505 LOUISE WASHINGTON CRT
 FROM: 01/01/09 TO: 12/31/09

PAGE: 13
 RUN DATE: 09/24/10

TAX CODE	OR-OFF ASSET	SERIAL	SEQ (CONT'D)	LOT#	ACQUIRED	TRADE	DATES	UNITS	PROCEEDS	TAX COST	FEDERAL G/L	STATE G/L
								63.000	1,974.45	1,277.12	697.33	697.33
							TOTAL-LONG					
ASSET	30294	1109	FTI CONSULTING INC					37.000	1,733.03	2,706.27	973.24-L	973.24-L
830	640	40692-00039	00000 08/25/08 12/22/09					37.000	1,733.03	2,706.27	973.24-	973.24-
							TOTAL-LONG					
ASSET	303075105	FACTSET RESH SYS INC						127.000	7,038.42	8,681.05	1,642.63-L	1,642.63-L
830	640	40559-00001	00000 06/28/07 08/12/09					130.000	7,204.69	5,473.44	1,731.25 S	1,731.25 L
830	000	40692-00040	00000 01/26/07 12/22/09					3,500.000	232,094.43	201,762.05	30,332.38 L	30,332.38 L
							TOTAL-SHORT	3,757.000	246,337.54	215,916.54	1,731.25	.00
							TOTAL-LONG				28,689.75	30,421.00
ASSET	311900104	FASTENAL CO						309.000	10,947.53	15,487.39	4,539.86-S	4,539.86-L
830	640	40449-00001	00000 08/19/08 04/24/09					309.000	10,947.53	15,487.39	4,539.86-	.00
							TOTAL-SHORT					
							TOTAL-LONG					
ASSET	3133XL4X6	FEDERAL HOME LOAN BANK						125,000.000	125,000.00	124,187.50	812.50 L	.00
832	000	40343-00002	00000 06/26/07 01/13/09					125,000.000	125,000.00	124,187.50	812.50	.00
							TOTAL-LONG					
ASSET	31331GLF4	FEDERAL FARM CREDIT BANK						50,000.000	50,000.00	49,950.00	50.00 S	50.00 L
829	000	40626-00002	00000 02/24/09 10/23/09					50,000.000	50,000.00	49,950.00	50.00	.00
							TOTAL-SHORT					
							TOTAL-LONG					
ASSET	31331XHU9	FEDERAL FARM CREDIT BANK						100,000.000	100,000.00	100,000.00	.00 L	.00
829	000	40346-00001	00000 03/02/07 01/16/09					100,000.000	100,000.00	100,000.00	.00 L	.00

REPORT: TMS-TX-23
 BANK 42 PNC BANK (42)
 REGION 43 NORTH JERSEY
 OFFICE 201 PERSONAL

GAIN/LOSS FED/STE REPORT INTERNAL USE ONLY
 ACCOUNT 2041505 LOUISE WASHINGTON CRT
 FROM: 01/01/09 TO: 12/31/09

PAGE: 14
 RUN DATE: 09/24/10

TAX CODE	OR-OFF SERIAL	SEQ LOT#	ACQUIRED	TRADE	DATES	UNITS	PROCEEDS	TAX COST	FEDERAL G/L	STATE G/L
ASSET 31331XHU9	(CONT'D)									
ASSET 31331YXK1	FEDERAL FARM CREDIT BANK									
	BONDS CALL 03/10/2009 @100									
	04.500% DUE 03/10/2015									
829	000	40399-00003	00000	03/25/08	03/10/09	100,000.000	100,000.00	100,000.00	.00	.00
ASSET 336433107	FIRST SOLAR INC									
830	640	40692-00040	00000	11/19/07	12/22/09	13.000	1,763.27	2,800.14	1,036.87-L	1,036.87-L
		TOTAL-LONG				13.000	1,763.27	2,800.14	1,036.87-L	1,036.87-L
ASSET 337932107	FIRSTENERGY CORP									
830	000	40692-00042	00000	11/27/06	12/22/09	2,100.000	99,268.43	123,834.48	24,566.05-L	24,566.05-L
		TOTAL-LONG				2,100.000	99,268.43	123,834.48	24,566.05-L	24,566.05-L
ASSET 343412102	FLUOR CORP									
830	640	40653-00006	00000	07/26/07	11/16/09	226.000	10,094.91	12,761.29	2,666.38-L	2,666.38-L
		TOTAL-LONG				226.000	10,094.91	12,761.29	2,666.38-L	2,666.38-L
ASSET 34956J309	FORTIS									
	NAME CHG 05/14/10 SEE 00844W109									
830	730	40633-00001	00000	03/10/05	10/27/09	46.000	193.19	1,141.73	948.54-L	948.54-L
830	730	40633-00001	00000	04/11/05	10/27/09	189.000	793.78	4,639.28	3,845.50-L	3,845.50-L
830	730	40633-00001	00000	06/30/04	10/27/09	916.000	3,847.10	17,274.25	13,427.15-L	13,427.15-L
		TOTAL-LONG				1,151.000	4,834.07	23,055.26	18,221.19-L	18,221.19-L
ASSET 350258307	FOSTERS GROUP LTD									
	SPONSORED ADR									
830	730	40665-00004	00000	03/10/05	11/25/09	219.000	1,127.82	935.13	192.69 L	192.69 L
830	730	40665-00004	00000	06/30/04	11/25/09	71.000	365.64	230.75	134.89 L	134.89 L
		TOTAL-LONG				290.000	1,493.46	1,165.88	327.58	327.58
ASSET 354613101	FRANKLIN RESOURCES INC									
830	640	40692-00041	00000	08/20/09	12/22/09	16.000	1,712.59	1,483.03	229.56 S	229.56 L

REPORT: TMS-TX-23
 BANK 42 PNC BANK (42)
 REGION 43 NORTH JERSEY
 OFFICE 201 PERSONAL

GAIN/LOSS FED/STE REPORT INTERNAL USE ONLY
 ACCOUNT 2041505 LOUISE WASHINGTON CRT
 FROM: 01/01/09 TO: 12/31/09

PAGE: 16
 RUN DATE: 09/24/10

TAX CODE	OR-OFF SERIAL	SEQ LOT#	DATES	ACQUIRED	TRADE	UNITS	PROCEEDS	TAX COST	FEDERAL G/L	STATE G/L
			TOTAL-LONG			4,567.000	201,013.84	170,440.50	30,573.34	30,573.34
ASSET 37733W105	GLAXO SMITHKLINE									
830	730	40596-00002	00000	10/12/06	09/18/09	45.000	1,763.13	2,479.88	716.75-L	716.75-L
			TOTAL-LONG			45.000	1,763.13	2,479.88	716.75-	716.75-
ASSET 38114G104	GOLDMAN SACHS GROUP INC									
830	640	40692-00044	00000	01/28/09	12/22/09	21.000	3,460.50	1,805.99	1,654.51 S	1,654.51 L
			TOTAL-SHORT			21.000	3,460.50	1,805.99	1,654.51	.00
			TOTAL-LONG						.00	1,654.51
ASSET 38259P508	GOOGLE INC-CL A									
830	640	40636-00002	00000	07/17/07	10/28/09	3.000	1,627.59	1,668.42	40.83-L	40.83-L
830	640	40636-00002	00000	10/31/05	10/28/09	6.000	3,255.18	2,243.40	1,011.78 L	1,011.78 L
830	640	40692-00045	00000	10/31/05	12/22/09	14.000	8,399.78	5,234.61	3,165.17 L	3,165.17 L
			TOTAL-LONG			23.000	13,282.55	9,146.43	4,136.12	4,136.12
ASSET 384313102	GRAFTECH INTERNATIONAL LTD									
830	640	40692-00046	00000	08/14/09	12/22/09	118.000	1,753.55	1,780.68	27.13-S	27.13-L
			TOTAL-SHORT			118.000	1,753.55	1,780.68	27.13-	.00
			TOTAL-LONG						.00	27.13-
ASSET 384802104	GRAINGER W W INC									
830	640	40398-00001	00000	04/18/08	03/04/09	99.000	6,309.14	8,630.77	2,321.63-S	2,321.63-L
830	640	40398-00001	00000	02/08/08	03/04/09	102.000	6,500.32	8,095.76	1,595.44-L	1,595.44-L
			TOTAL-SHORT			201.000	12,809.46	16,726.53	2,321.63-	.00
			TOTAL-LONG						1,595.44-	3,917.07-
ASSET 387328107	GRANITE CONSTRUCTION INC									
830	690	40602-00017	00000	09/26/07	09/24/09	8.000	240.55	424.47	183.92-L	183.92-L

REPORT: TMS-TX-23
 BANK 42 PNC BANK (42)
 REGION 43 NORTH JERSEY
 OFFICE 201 PERSONAL

GAIN/LOSS FED/STE REPORT INTERNAL USE ONLY
 ACCOUNT 2041505 LOUISE WASHINGTON CRT
 FROM: 01/01/09 TO: 12/31/09

PAGE: 17
 RUN DATE: 09/24/10

TAX CODE	OR-OFF SERIAL	SEQ LOT#	ACQUIRED	TRADE	DATES	UNITS	PROCEEDS	TAX COST	FEDERAL G/L	STATE G/L
ASSET	387328107	(CONT'D)								
		TOTAL-LONG				8.000	240.55	424.47	183.92-	183.92-
ASSET	401617105	GUESS INC								
830	640	40692-00047	00000	12/28/07	12/22/09	64.000	2,762.80	2,520.23	242.57 L	242.57 L
		TOTAL-LONG				64.000	2,762.80	2,520.23	242.57	242.57
ASSET	406216101	HALLIBURTON CO								
830	640	40692-00048	00000	03/27/08	12/22/09	87.000	2,623.85	3,434.88	811.03-L	811.03-L
		TOTAL-LONG				87.000	2,623.85	3,434.88	811.03-	811.03-
ASSET	42210P102	HEADWATERS INC								
830	690	40608-00001	00000	05/09/06	09/30/09	120.000	464.78	4,331.00	3,866.22-L	3,866.22-L
830	690	40608-00001	00000	03/23/05	09/30/09	370.000	1,433.09	12,141.29	10,708.20-L	10,708.20-L
830	690	40608-00001	00000	08/21/06	09/30/09	100.000	387.32	2,185.33	1,798.01-L	1,798.01-L
830	690	40608-00001	00000	05/04/09	09/30/09	510.000	1,975.33	1,353.08	622.25 S	622.25 L
		TOTAL-SHORT				1,100.000	4,260.52	20,010.70	622.25	.00
		TOTAL-LONG							16,372.43-	15,750.18-
ASSET	422245100	HEALTHWAYS INC								
830	690	40602-00019	00000	03/04/08	09/24/09	12.000	191.64	397.14	205.50-L	205.50-L
		TOTAL-LONG				12.000	191.64	397.14	205.50-	205.50-
ASSET	428236103	HEWLETT-PACKARD CO								
830	000	40692-00052	00000	05/24/06	12/22/09	3,200.000	167,668.64	103,936.00	63,732.64 L	63,732.64 L
830	000	40692-00052	00000	02/13/06	12/22/09	3,200.000	167,668.65	101,440.00	66,228.65 L	66,228.65 L
		TOTAL-LONG				6,400.000	335,337.29	205,376.00	129,961.29	129,961.29
ASSET	428291108	HEXCEL CORP								
830	690	40602-00020	00000	05/16/06	09/24/09	66.000	773.56	1,490.45	716.89-L	716.89-L
		TOTAL-LONG				66.000	773.56	1,490.45	716.89-	716.89-
ASSET	438516106	HONEYWELL INTL INC								
830	640	40692-00049	00000	05/09/07	12/22/09	77.000	3,043.73	4,361.73	1,318.00-L	1,318.00-L

REPORT: TMS-TX-23
 BANK 42 PNC BANK (42)
 REGION 43 NORTH JERSEY
 OFFICE 201 PERSONAL

GAIN/LOSS FED/STE REPORT INTERNAL USE ONLY
 ACCOUNT 2041505 LOUISE WASHINGTON CRT
 FROM: 01/01/09 TO: 12/31/09

PAGE: 18
 RUN DATE: 09/24/10

TAX CODE	OR-OFF SERIAL	SEQ LOT#	DATES	ACQUIRED	TRADE	UNITS	PROCEEDS	TAX COST	FEDERAL G/L	STATE G/L
ASSET	438516106	(CONT'D)	TOTAL-LONG			77.000	3,043.73	4,361.73	1,318.00-	1,318.00-
ASSET	438580300	HONGKONG ELEC HLDGS LTD SPONSORED ADR		06/30/04	11/25/09	234.000	1,256.54	1,006.20	250.34 L	250.34 L
ASSET	442487203	HOVNANIAN ENTERPRISES INC CLASS A		06/29/04	02/02/09	440.000	712.79	14,977.47	14,264.68-L	14,264.68-L
				04/20/07	02/02/09	155.000	251.10	3,922.17	3,671.07-L	3,671.07-L
			TOTAL-LONG			595.000	963.89	18,899.64	17,935.75-	17,935.75-
ASSET	443683107	HUDSON CITY BANCORP INC		10/22/08	12/22/09	5,900.000	79,363.57	102,852.34	23,488.77-L	23,488.77-L
			TOTAL-LONG			5,900.000	79,363.57	102,852.34	23,488.77-	23,488.77-
ASSET	450911102	ITT CORPORATION		09/30/09	12/22/09	30.000	1,504.76	1,546.95	42.19-S	42.19-L
			TOTAL-SHORT			30.000	1,504.76	1,546.95	42.19-	42.19-
			TOTAL-LONG						.00	42.19-
ASSET	456837996	ING GROEP N V ORD SEDOL #5058877		06/30/04	12/18/09	1,227.049	2,361.53	.00	2,361.53 L	2,361.53 L
				09/17/04	12/18/09	29.951	57.64	.00	57.64 L	57.64 L
				03/10/05	12/18/09	60.000	115.48	.00	115.48 L	115.48 L
				02/29/08	12/18/09	197.000	379.14	.00	379.14 L	379.14 L
			TOTAL-LONG			1,514.000	2,913.79	.00	2,913.79	2,913.79
ASSET	458140100	INTEL CORP		12/07/95	05/22/09	900.000	13,625.64	6,890.63	6,735.01 L	6,735.01 L
				12/07/95	12/22/09	1,100.000	22,208.43	8,421.87	13,786.56 L	13,786.56 L
				02/28/96	12/22/09	9,700.000	195,837.95	73,962.50	121,875.45 L	121,875.45 L

REPORT: TMS-TX-23
 BANK 42 PNC BANK (42)
 REGION 43 NORTH JERSEY
 OFFICE 201 PERSONAL

GAIN/LOSS FED/STE REPORT INTERNAL USE ONLY
 ACCOUNT 2041505 LOUISE WASHINGTON CRT
 FROM: 01/01/09 TO: 12/31/09

PAGE: 19
 RUN DATE: 09/24/10

TAX CODE	OR-OFF SERIAL	SEQ LOT#	ACQUIRED	TRADE	DATES	UNITS	PROCEEDS	TAX COST	FEDERAL G/L	STATE G/L
	ASSET 458140100		(CONT'D)			11,700.000	231,672.02	89,275.00	142,397.02	142,397.02
			TOTAL-LONG							
	ASSET 45865V100		INTERCONTINENTAL EXCHANGE INC			23.000	2,538.44	2,662.27	123.83-S	123.83-L
	830 640 40692-00051	00000	06/26/09	12/22/09						
			TOTAL-SHORT			23.000	2,538.44	2,662.27	123.83-	123.83-
			TOTAL-LONG							
	ASSET 459200101		INTERNATIONAL BUSINESS MACHS			400.000	40,990.94	32,816.00	8,174.94 L	8,174.94 L
	830 000 40478-00003	00000	07/18/05	05/22/09						
	830 000 40692-00057	00000	07/18/05	12/22/09		1,300.000	168,466.43	106,652.00	61,814.43 L	61,814.43 L
			TOTAL-LONG			1,700.000	209,457.37	139,468.00	69,989.37	69,989.37
	ASSET 46120E602		INTUITIVE SURGICAL INC			8.000	2,381.37	2,121.85	259.52 L	259.52 L
	830 640 40692-00052	00000	03/11/08	12/22/09						
			TOTAL-LONG			8.000	2,381.37	2,121.85	259.52	259.52
	ASSET 465741106		ITRON, INC.			20.000	1,254.36	968.23	286.13 L	286.13 L
	830 690 40602-00021	00000	11/30/06	09/24/09						
			TOTAL-LONG			20.000	1,254.36	968.23	286.13	286.13
	ASSET 46625H100		JPMORGAN CHASE & CO			4,400.000	183,966.74	134,176.22	49,790.52 L	49,790.52 L
	830 000 40692-00059	00000	08/05/97	12/22/09						
			TOTAL-LONG			4,400.000	183,966.74	134,176.22	49,790.52	49,790.52
	ASSET 46626X203		JP MORGAN CHASE CAP X11			1,000.000	23,848.38	24,874.00	1,025.62-L	1,025.62-L
	830 000 40692-00060	00000	04/22/05	12/22/09						
			TOTAL-LONG			1,000.000	23,848.38	24,874.00	1,025.62-	1,025.62-
	ASSET 466313103		JABIL CIRCUIT			72.000	1,229.00	1,105.95	123.05 S	123.05 L
	830 640 40692-00053	00000	10/14/09	12/22/09						

REPORT: TMS-TX-23
 BANK 42 PNC BANK (42)
 REGION 43 NORTH JERSEY
 OFFICE 201 PERSONAL

GAIN/LOSS FED/STE REPORT INTERNAL USE ONLY
 ACCOUNT 2041505 LOUISE WASHINGTON CRT
 FROM: 01/01/09 TO: 12/31/09

PAGE: 20
 RUN DATE: 09/24/10

TAX CODE	OR-OFF SERIAL	SEQ LOT#	ACQUIRED	TRADE	DATES	UNITS	PROCEEDS	TAX COST	FEDERAL G/L	STATE G/L
ASSET	466313103	(CONT'D)				72.000	1,229.00	1,105.95	123.05	123.05
	TOTAL-SHORT								.00	.00
	TOTAL-LONG									123.05
ASSET	469814107	JACOBS ENGINEERING GROUP INC				184.000	6,727.69	12,336.87	5,609.18-L	5,609.18-L
830	640	40658-00003	00000	08/10/07	11/19/09	216.000	7,897.73	8,052.00	154.27-L	154.27-L
830	640	40658-00003	00000	11/10/08	11/19/09					
	TOTAL-LONG					400.000	14,625.42	20,388.87	5,763.45-	5,763.45-
ASSET	472319102	JEFFRIES GROUP INC				20.000	497.39	315.10	182.29 L	182.29 L
830	690	40602-00022	00000	06/29/04	09/24/09	20.000	497.39	315.10	182.29	182.29
	TOTAL-LONG					20.000	497.39	315.10	182.29	182.29
ASSET	478160104	JOHNSON & JOHNSON				1,100.000	71,173.55	33,731.50	37,442.05 L	37,442.05 L
830	000	40692-00061	00000	08/05/97	12/22/09	1,100.000	71,173.55	33,731.50	37,442.05	37,442.05
	TOTAL-LONG					1,100.000	71,173.55	33,731.50	37,442.05 L	37,442.05 L
ASSET	48203R104	JUNIPER NETWORKS INC				83.000	2,193.63	1,310.55	883.08 L	883.08 L
830	640	40692-00054	00000	11/25/08	12/22/09	83.000	2,193.63	1,310.55	883.08	883.08
	TOTAL-LONG					83.000	2,193.63	1,310.55	883.08	883.08
ASSET	501889208	LKQ CORP				80.000	1,552.76	1,079.22	473.54 S	473.54 L
830	640	40692-00055	00000	03/02/09	12/22/09	80.000	1,552.76	1,079.22	473.54	473.54
	TOTAL-SHORT					80.000	1,552.76	1,079.22	.00	.00
	TOTAL-LONG									473.54
ASSET	53217R207	LIFE TIME FITNESS INC				24.000	683.98	716.01	32.03-L	32.03-L
830	690	40602-00023	00000	04/18/08	09/24/09	24.000	683.98	716.01	32.03-	32.03-
	TOTAL-LONG					24.000	683.98	716.01	32.03-	32.03-
ASSET	535678106	LINEAR TECHNOLOGY CORP				64.000	1,932.11	2,316.57	384.46-L	384.46-L
830	640	40692-00056	00000	05/08/08	12/22/09	64.000	1,932.11	2,316.57	384.46-L	384.46-L

REPORT: TMS-TX-23
 BANK 42 PNC BANK (42)
 REGION 43 NORTH JERSEY
 OFFICE 201 PERSONAL

GAIN/LOSS FED/STE REPORT INTERNAL USE ONLY
 ACCOUNT 2041505 LOUISE WASHINGTON CRT
 FROM: 01/01/09 TO: 12/31/09

PAGE: 21
 RUN DATE: 09/24/10

TAX CODE	OR-OFF SERIAL	SEQ LOT#	ACQUIRED	TRADE	DATES	UNITS	PROCEEDS	TAX COST	FEDERAL G/L	STATE G/L	
ASSET 535678106 (CONT'D)						64.000	1,932.11	2,316.57	384.46-	384.46-	
TOTAL-LONG											
ASSET 539439109 LLOYDS BANKING GROUP											
PLC											
833	730	40353-00001	00000	06/30/04	01/23/09	.659	1.75	21.01	19.26-L	19.26-L	
830	730	40414-00001	00000	11/22/06	03/20/09	25.258	80.49	3,406.70	3,326.21-L	3,326.21-L	
830	730	40414-00001	00000	07/06/07	03/20/09	65.340	208.21	8,683.88	8,475.67-L	8,475.67-L	
830	730	40414-00001	00000	09/21/06	03/20/09	67.608	215.44	8,816.04	8,600.60-L	8,600.60-L	
830	730	40414-00001	00000	06/16/06	03/20/09	19.965	63.62	2,290.80	2,227.18-L	2,227.18-L	
830	730	40414-00001	00000	12/21/05	03/20/09	44.770	142.66	4,982.11	4,839.45-L	4,839.45-L	
830	730	40414-00001	00000	01/24/06	03/20/09	60.046	191.34	6,677.62	6,486.28-L	6,486.28-L	
830	730	40414-00001	00000	11/09/05	03/20/09	57.626	183.63	5,754.14	5,570.51-L	5,570.51-L	
830	730	40414-00001	00000	11/29/05	03/20/09	60.046	191.34	5,933.01	5,741.67-L	5,741.67-L	
830	730	40414-00001	00000	03/10/05	03/20/09	52.000	165.70	2,038.40	1,872.70-L	1,872.70-L	
830	730	40414-00001	00000	06/30/04	03/20/09	486.341	1,549.77	15,505.38	13,955.61-L	13,955.61-L	
830	730	40415-00001	00000	06/30/04	03/23/09	232.000	798.77	7,396.55	6,597.78-L	6,597.78-L	
830	730	40415-00001	00000	10/19/04	03/23/09	236.000	812.54	7,468.72	6,656.18-L	6,656.18-L	
TOTAL-LONG						1,407.659	4,605.26	78,974.36	74,369.10-	74,369.10-	
ASSET 548661107 LOWES COMPANIES INC											
830	000	40692-00064	00000	02/26/98	12/22/09	9,800.000	238,937.44	72,949.48	165,987.96 L	165,987.96 L	
TOTAL-LONG						9,800.000	238,937.44	72,949.48	165,987.96	165,987.96	
ASSET 552715104 MEMC ELECTR MATLS INC											
830	640	40668-00001	00000	02/28/06	12/01/09	418.000	5,178.51	13,991.12	8,812.61-L	8,812.61-L	
TOTAL-LONG						418.000	5,178.51	13,991.12	8,812.61-	8,812.61-	
ASSET 565849106 MARATHON OIL CORP											
830	000	40692-00065	00000	05/24/06	12/22/09	8,000.000	252,478.30	294,582.00	42,103.70-L	42,103.70-L	
TOTAL-LONG						8,000.000	252,478.30	294,582.00	42,103.70-	42,103.70-	
ASSET 579064106 MCAFEE INC											
830	640	40486-00001	00000	11/10/08	06/02/09	310.000	12,101.41	9,622.18	2,479.23 S	2,479.23 L	

REPORT: TMS-TX-23
 BANK 42 PNC BANK (42)
 REGION 43 NORTH JERSEY
 OFFICE 201 PERSONAL

GAIN/LOSS FED/STE REPORT INTERNAL USE ONLY
 ACCOUNT 2041505 LOUISE WASHINGTON CRT
 FROM: 01/01/09 TO: 12/31/09

PAGE: 22
 RUN DATE: 09/24/10

TAX CODE	OR-OFF SERIAL	SEQ LOT#	ACQUIRED	TRADE	DATES	UNITS	PROCEEDS	TAX COST	FEDERAL G/L	STATE G/L
ASSET	579064106	(CONT'D)				310.000	12,101.41	9,622.18	2,479.23	.00
	TOTAL-SHORT									
	TOTAL-LONG									
ASSET	580135101	MC DONALDS CORP				6,700.000	422,203.71	243,778.16	178,425.55	178,425.55
830	000	40692-00067	00000	02/13/06	12/22/09					
	TOTAL-LONG									
ASSET	58463J304	MEDICAL PROPERTIES TRUST INC				22.000	166.53	158.29	8.24	8.24
830	690	40602-00024	00000	09/03/09	09/24/09					
	TOTAL-SHORT									
	TOTAL-LONG									
ASSET	585055106	MEDTRONIC INC				800.000	25,911.33	24,707.00	1,204.33	1,204.33
830	000	40478-00004	00000	05/27/99	05/22/09					
830	000	40692-00070	00000	05/27/99	12/22/09					
830	000	40692-00070	00000	02/17/98	12/22/09					
830	000	40692-00070	00000	12/11/97	12/22/09					
	TOTAL-SHORT									
	TOTAL-LONG									
ASSET	58733R102	MERCADOLIBRE INC				36.000	1,903.27	1,496.32	406.95	406.95
830	640	40692-00057	00000	10/08/09	12/22/09					
	TOTAL-SHORT									
	TOTAL-LONG									
ASSET	59001A102	MERITAGE HOMES CORPORATION				8.000	168.95	270.20	101.25	101.25
830	690	40602-00025	00000	06/29/04	09/24/09					
	TOTAL-LONG									
ASSET	594918104	MICROSOFT CORP				3,000.000	92,520.61	50,859.37	41,661.24	41,661.24
830	000	40692-00073	00000	08/22/97	12/22/09					

REPORT: TMS-TX-23
 BANK 42 PNC BANK (42)
 REGION 43 NORTH JERSEY
 OFFICE 201 PERSONAL

GAIN/LOSS FED/STE REPORT INTERNAL USE ONLY
 ACCOUNT 2041505 LOUISE WASHINGTON CRT
 FROM: 01/01/09 TO: 12/31/09

PAGE: 23
 RUN DATE: 09/24/10

TAX CODE	OR-OFF SERIAL	SEQ LOT#	ACQUIRED	TRADE	DATES	UNITS	PROCEEDS	TAX COST	FEDERAL G/L	STATE G/L
ASSET 594918104	(CONT'D)					3,000.000	92,520.61	50,859.37	41,661.24	41,661.24
TOTAL-LONG										
ASSET 602675100	MINDRAY MEDICAL INTL LTD ADR									
	ISIN US6026751007									
	SEDOL B1FCP24									
830	640	40692-00058	00000	11/09/09	12/22/09	42.000	1,462.40	1,395.82	66.58 S	66.58 L
TOTAL-SHORT										
TOTAL-LONG						42.000	1,462.40	1,395.82	66.58	66.58
ASSET 611742107 MONSTER WORLDWIDE INC										
830	000	40573-00002	00000	01/01/01	08/31/09	1.000	580.27	25.00	555.27 L	555.27 L
TOTAL-LONG						1.000	580.27	25.00	555.27	555.27
ASSET 615394202 MOOG INC										
CLASS A										
830	690	40602-00026	00000	01/03/05	09/24/09	72.000	2,266.17	2,133.88	132.29 L	132.29 L
TOTAL-LONG						72.000	2,266.17	2,133.88	132.29	132.29
ASSET 632525408 NATIONAL AUSTRALIA BANK LTD										
SPONSORED ADR										
830	730	40619-00003	00000	03/10/05	10/13/09	59.000	1,660.81	1,363.02	297.79 L	297.79 L
830	730	40626-00001	00000	03/10/05	10/20/09	20.000	584.23	462.04	122.19 L	122.19 L
830	730	40626-00001	00000	06/30/04	10/20/09	163.000	4,761.43	3,395.11	1,366.32 L	1,366.32 L
830	730	40647-00003	00000	06/30/04	11/09/09	233.000	6,357.96	4,853.13	1,504.83 L	1,504.83 L
830	730	40668-00001	00000	06/30/04	12/01/09	223.000	5,801.15	4,644.84	1,156.31 L	1,156.31 L
TOTAL-LONG						698.000	19,165.58	14,718.14	4,447.44	4,447.44
ASSET 637071101 NATIONAL OILWELL VARCO INC										
830	640	40692-00059	00000	05/09/07	12/22/09	109.000	4,764.37	4,825.94	61.57-L	61.57-L
TOTAL-LONG						109.000	4,764.37	4,825.94	61.57-	61.57-
ASSET 64110D104 NETAPP INC										
830	640	40692-00060	00000	06/17/08	12/22/09	89.000	2,972.52	2,136.00	836.52 L	836.52 L

REPORT: TMS-TX-23
 BANK 42 PNC BANK (42)
 REGION 43 NORTH JERSEY
 OFFICE 201 PERSONAL

GAIN/LOSS FED/STE REPORT INTERNAL USE ONLY
 ACCOUNT 2041505 LOUISE WASHINGTON CRT
 FROM: 01/01/09 TO: 12/31/09

PAGE: 24
 RUN DATE: 09/24/10

TAX CODE	OR-OFF SERIAL	SEQ LOT#	DATES ACQUIRED	TRADE	UNITS	PROCEEDS	TAX COST	FEDERAL G/L	STATE G/L
	ASSET 64110D104	(CONT'D)			89.000	2,972.52	2,136.00	836.52	836.52
	TOTAL-LONG								
	ASSET 647581107	NEW ORIENTAL ED & TECHNOLOGY GROUP INC			19.000	1,452.13	1,399.63	52.50 S	52.50 L
	830	640	40692-00061	00000 07/31/09 12/22/09	19.000	1,452.13	1,399.63	52.50	.00
	TOTAL-SHORT								
	TOTAL-LONG								
	ASSET 654106103	NIKE INC CLASS B			277.000	15,501.60	12,814.67	2,686.93 L	2,686.93 L
	830	640	40499-00001	00000 10/25/06 06/15/09	202.000	10,320.24	9,344.99	975.25 L	975.25 L
	830	640	40511-00003	00000 10/25/06 06/25/09	203.000	11,197.76	9,391.26	1,806.50 L	1,806.50 L
	830	000	40588-00001	00000 10/25/06 09/10/09	5,000.000	324,174.16	268,501.00	55,673.16 L	55,673.16 L
	TOTAL-LONG								
	ASSET 654624105	NIPPON TELEG & TEL CORP SPONSORED ADR			122.000	2,814.53	2,804.78	9.75 L	9.75 L
	830	730	40374-00001	00000 03/10/05 02/10/09	67.000	1,545.69	1,499.66	46.03 L	46.03 L
	830	730	40374-00001	00000 11/30/04 02/10/09	62.000	1,473.30	1,387.75	85.55 L	85.55 L
	830	730	40596-00003	00000 11/30/04 09/18/09	249.000	5,216.62	5,573.37	356.75-L	356.75-L
	TOTAL-LONG								
	ASSET 654902204	NOKIA CORP SPONSORED ADR			500.000	11,050.14	11,265.56	215.42-	215.42-
	830	640	40539-00001	00000 06/06/07 07/23/09	603.000	8,034.29	17,032.34	8,998.05-L	8,998.05-L
	830	640	40539-00001	00000 05/25/07 07/23/09	324.000	4,316.93	8,627.86	4,310.93-L	4,310.93-L
	TOTAL-LONG								
	ASSET 655044105	NOBLE ENERGY INC			34.000	2,437.73	1,071.49	1,366.24 L	1,366.24 L
	830	640	40692-00062	00000 10/10/08 12/22/09	34.000	2,437.73	1,071.49	1,366.24 L	1,366.24 L

REPORT: TMS-TX-23
 BANK 42 PNC BANK (42)
 REGION 43 NORTH JERSEY
 OFFICE 201 PERSONAL

GAIN/LOSS FED/STE REPORT INTERNAL USE ONLY
 ACCOUNT 2041505 LOUISE WASHINGTON CRT
 FROM: 01/01/09 TO: 12/31/09

TAX CODE	OR-OFF SERIAL	SEQ LOT#	ACQUIRED	TRADE	DATES	UNITS	PROCEEDS	TAX COST	FEDERAL G/L	STATE G/L
	ASSET 655044105	(CONT'D)				34.000	2,437.73	1,071.49	1,366.24	1,366.24
	TOTAL-LONG									
ASSET 830	655844108	NORFOLK SOUTHERN CORP	0000	08/06/08	12/22/09	4,100.000	218,282.89	298,242.61	79,959.72-L	79,959.72-L
	TOTAL-LONG									
ASSET 830	665859104	NORTHERN TRUST CORP	0000	11/01/07	12/22/09	5,700.000	290,455.97	411,873.45	121,417.48-L	121,417.48-L
	TOTAL-LONG									
ASSET 830	66987V109	NOVARTIS AG SPONSORED ADR	00004	04/25/07	09/18/09	49.000	2,360.76	2,852.34	491.58-L	491.58-L
	TOTAL-LONG									
ASSET 830	67020Y100	NUANCE COMMUNICATIONS INC	00000	02/21/07	12/22/09	193.000	2,939.60	2,890.87	48.73 L	48.73 L
	TOTAL-LONG									
ASSET 830	670346105	NUCOR CORP	00000	03/03/09	12/22/09	37.000	1,676.05	1,152.82	523.23 S	523.23 L
	TOTAL-SHORT									
	TOTAL-LONG									
ASSET 830	67066G104	NVIDIA CORP	00000	11/20/09	12/22/09	115.000	2,068.95	1,476.88	592.07 S	592.07 L
	TOTAL-SHORT									
	TOTAL-LONG									
ASSET 830	674599105	OCCIDENTAL PETROLEUM CORP	00000	02/26/08	12/22/09	1,500.000	121,828.36	117,098.85	4,729.51 L	4,729.51 L
	TOTAL-SHORT									
	TOTAL-LONG									

REPORT: TMS-TX-23
 BANK 42 PNC BANK (42)
 REGION 43 NORTH JERSEY
 OFFICE 201 PERSONAL

GAIN/LOSS FED/STE REPORT INTERNAL USE ONLY
 ACCOUNT 2041505 LOUISE WASHINGTON CRT
 FROM: 01/01/09 TO: 12/31/09

PAGE: 26
 RUN DATE: 09/24/10

TAX CODE	OR-OFF SERIAL	SEQ LOT#	ACQUIRED	TRADE	DATES	UNITS	PROCEEDS	TAX COST	FEDERAL G/L	STATE G/L
	ASSET 674599105	(CONT'D)								
	TOTAL-LONG					1,500.000	121,828.36	117,098.85	4,729.51	4,729.51
	ASSET 682680103	ONEOK INC								
	NEW									
830	690	40602-00027	00000	06/29/04	09/24/09	112.000	3,956.97	2,451.68	1,505.29 L	1,505.29 L
	TOTAL-LONG					112.000	3,956.97	2,451.68	1,505.29	1,505.29
	ASSET 68389X105	ORACLE CORP								
830	640	40692-00066	00000	02/11/09	12/22/09	126.000	3,073.24	2,232.01	841.23 S	841.23 L
	TOTAL-SHORT					126.000	3,073.24	2,232.01	841.23	.00
	TOTAL-LONG					126.000	3,073.24	2,232.01	841.23	841.23
	ASSET 69404P101	PACIFIC CAPITAL BANCORP NEW								
830	690	40506-00001	00000	10/06/05	06/22/09	403.000	1,354.13	13,343.49	11,989.36-L	11,989.36-L
830	690	40507-00001	00000	10/06/05	06/23/09	32.000	98.59	1,059.53	960.94-L	960.94-L
830	690	40507-00001	00000	03/29/07	06/23/09	70.000	215.67	2,271.86	2,056.19-L	2,056.19-L
830	690	40507-00001	00000	10/23/06	06/23/09	35.000	107.84	975.57	867.73-L	867.73-L
	TOTAL-LONG					540.000	1,776.23	17,650.45	15,874.22-	15,874.22-
	ASSET 69840W108	PANERA BREAD COMPANY								
	CL A									
830	640	40381-00001	00000	12/09/08	02/17/09	132.000	6,089.65	6,908.05	818.40-S	818.40-L
	TOTAL-SHORT					132.000	6,089.65	6,908.05	818.40-	.00
	TOTAL-LONG					132.000	6,089.65	6,908.05	818.40-	818.40-
	ASSET 701094104	PARKER HANNIFIN CORP								
830	640	40692-00067	00000	03/11/08	12/22/09	31.000	1,686.35	1,935.56	249.21-L	249.21-L
	TOTAL-LONG					31.000	1,686.35	1,935.56	249.21-	249.21-
	ASSET 713448108	PEPSICO INC								
830	000	40692-00079	00000	08/16/93	12/22/09	1,900.000	115,053.06	33,354.46	81,698.60 L	81,698.60 L

REPORT: TMS-TX-23
 BANK 42 PNC BANK (42)
 REGION 43 NORTH JERSEY
 OFFICE 201 PERSONAL

GAIN/LOSS FED/STE REPORT INTERNAL USE ONLY
 ACCOUNT 2041505 LOUISE WASHINGTON CRT
 FROM: 01/01/09 TO: 12/31/09

PAGE: 27
 RUN DATE: 09/24/10

TAX CODE	OR-OFF SERIAL	SEQ LOT#	ACQUIRED	TRADE	DATES	UNITS	PROCEEDS	TAX COST	FEDERAL G/L	STATE G/L
ASSET 713448108 (CONT'D)										
TOTAL-LONG						1,900.000	115,053.06	33,354.46	81,698.60	81,698.60
ASSET 71372U104 PERFECT WORLD CO LTD ADR										
ISIN US71372U1043 SEDOL B23F975										
830	640	40692-00068	00000	12/17/09	12/22/09	36.000	1,418.36	1,486.54	68.18-S	68.18-L
TOTAL-SHORT						36.000	1,418.36	1,486.54	68.18-.00	68.18-.00
TOTAL-LONG										
ASSET 714046109 PERKINELMER INC										
830	640	40692-00069	00000	07/01/09	12/22/09	73.000	1,481.13	1,281.48	199.65 S	199.65 L
TOTAL-SHORT						73.000	1,481.13	1,281.48	199.65 .00	199.65 .00
TOTAL-LONG										
ASSET 717081103 PFIZER INC										
833	000	40631-00001	00000	02/26/08	10/28/09	.500	8.55	11.45	2.90-L	2.90-L
830	000	40692-00080	00000	02/26/08	12/22/09	7,332.000	137,117.32	167,927.00	30,809.68-L	30,809.68-L
TOTAL-LONG						7,332.500	137,125.87	167,938.45	30,812.58-	30,812.58-
ASSET 717124101 PHARMACUTICAL PROD DEV INC										
830	690	40602-00029	00000	06/29/04	09/24/09	8.000	171.83	126.44	45.39 L	45.39 L
TOTAL-LONG						8.000	171.83	126.44	45.39	45.39
ASSET 718592108 PHILLIPS-VAN HEUSEN CORP										
830	690	40602-00030	00000	06/29/04	09/24/09	28.000	1,168.41	539.00	629.41 L	629.41 L
TOTAL-LONG						28.000	1,168.41	539.00	629.41	629.41
ASSET 74005P104 PRAXAIR INC										
830	640	40511-00004	00000	11/08/07	06/25/09	116.000	8,118.60	9,854.30	1,735.70-L	1,735.70-L
830	000	40692-00081	00000	05/24/06	12/22/09	3,300.000	266,012.75	176,723.91	89,288.84 L	89,288.84 L
TOTAL-LONG						3,416.000	274,131.35	186,578.21	87,553.14	87,553.14
ASSET 740189105 PRECISION CASTPARTS CORP										
830	640	40462-00003	00000	11/14/08	05/07/09	120.000	9,435.18	6,936.37	2,498.81 S	2,498.81 L

REPORT: TMS-TX-23
 BANK 42 PNC BANK (42)
 REGION 43 NORTH JERSEY
 OFFICE 201 PERSONAL

GAIN/LOSS FED/STE REPORT INTERNAL USE ONLY
 ACCOUNT 2041505 LOUISE WASHINGTON CRT
 FROM: 01/01/09 TO: 12/31/09

PAGE: 28
 RUN DATE: 09/24/10

TAX CODE	OR-OFF SERIAL	SEQ LOT#	ACQUIRED	TRADE	DATES	UNITS	PROCEEDS	TAX COST	FEDERAL G/L	STATE G/L
ASSET	740189105	(CONT'D)				120.000	9,435.18	6,936.37	2,498.81	2,498.81
		TOTAL-SHORT								.00
		TOTAL-LONG								2,498.81
ASSET	74144T108	PRICE T ROWE GROUP INC				169.000	6,299.03	10,237.44	3,938.41-L	3,938.41-L
830	640	40526-00001	00000	05/08/08	07/10/09	57.000	3,040.87	3,452.87	412.00-L	412.00-L
830	640	40692-00070	00000	05/08/08	12/22/09	30.000	1,600.46	1,797.05	196.59-L	196.59-L
830	640	40692-00070	00000	11/20/07	12/22/09					
		TOTAL-LONG				256.000	10,940.36	15,487.36	4,547.00-	4,547.00-
ASSET	741503403	PRICELINE.COM INC				70.000	7,447.85	7,424.68	23.17 S	23.17 L
830	640	40482-00004	00000	07/14/08	05/27/09	77.000	8,908.32	8,167.15	741.17 L	741.17 L
830	640	40533-00001	00000	07/14/08	07/17/09	10.000	2,205.34	2,057.46	147.88 S	147.88 L
830	640	40692-00071	00000	11/16/09	12/22/09					
		TOTAL-SHORT				157.000	18,561.51	17,649.29	171.05	.00
		TOTAL-LONG							741.17	912.22
ASSET	74153Q102	PRIDE INTERNATIONAL INC				53.000	1,721.92	1,242.30	479.62 S	479.62 L
830	640	40692-00072	00000	06/19/09	12/22/09					
		TOTAL-SHORT				53.000	1,721.92	1,242.30	479.62	.00
		TOTAL-LONG							.00	479.62
ASSET	742718109	PROCTER & GAMBLE CO				2,700.000	165,778.70	55,000.28	110,778.42 L	110,778.42 L
830	000	40692-00083	00000	02/28/96	12/22/09					
		TOTAL-LONG				2,700.000	165,778.70	55,000.28	110,778.42	110,778.42
ASSET	747525103	QUALCOMM INC				354.000	16,355.02	17,041.10	686.08-L	686.08-L
830	640	40576-00003	00000	06/20/08	08/31/09	600.000	27,468.31	33,357.24	5,888.93-L	5,888.93-L
830	000	40692-00084	00000	08/06/08	12/22/09					
		TOTAL-LONG				954.000	43,823.33	50,398.34	6,575.01-	6,575.01-
ASSET	74975E303	RWE AG				61.000	4,861.04	2,885.30	1,975.74 L	1,975.74 L
830	730	40367-00001	00000	06/30/04	02/03/09	18.000	1,699.88	851.40	848.48 L	848.48 L
830	730	40665-00006	00000	06/30/04	11/25/09					

REPORT: TMS-TX-23
 BANK 42 PNC BANK (42)
 REGION 43 NORTH JERSEY
 OFFICE 201 PERSONAL

GAIN/LOSS FED/STE REPORT INTERNAL USE ONLY
 ACCOUNT 2041505 LOUISE WASHINGTON CRT
 FROM: 01/01/09 TO: 12/31/09

PAGE: 29
 RUN DATE: 09/24/10

TAX CODE	OR-OFF SERIAL	SEQ LOT#	ACQUIRED	TRADE	DATES	UNITS	PROCEEDS	TAX COST	FEDERAL G/L	STATE G/L
ASSET 74975E303 (CONT'D)						79.000	6,560.92	3,736.70	2,824.22	2,824.22
TOTAL-LONG										
ASSET 754730109 RAYMOND JAMES FINANCIAL INC						60.000	1,440.02	1,778.21	338.19-L	338.19-L
830	690	40602-00032	00000	03/29/07	09/24/09	2.000	48.00	35.16	12.84 L	12.84 L
830	690	40602-00032	00000	06/29/04	09/24/09	62.000	1,488.02	1,813.37	325.35-	325.35-
TOTAL-LONG										
ASSET 760759100 REPUBLIC SVCS INC						130.500	3,818.46	3,944.35	125.89-L	125.89-L
830	690	40679-00001	00000	05/09/06	12/10/09	442.500	12,947.66	12,812.83	134.83 L	134.83 L
830	690	40679-00001	00000	06/29/04	12/10/09	6.000	175.56	158.82	16.74 S	16.74 L
830	690	40679-00001	00000	09/24/09	12/10/09	579.000	16,941.68	16,916.00	16.74	.00
TOTAL-SHORT									8.94	25.68
TOTAL-LONG										
ASSET 760975102 RESEARCH IN MOTION LTD						143.000	9,404.57	6,453.48	2,951.09 L	2,951.09 L
830	640	40610-00002	00000	02/06/07	10/02/09	25.000	1,683.45	1,128.23	555.22 L	555.22 L
830	640	40692-00073	00000	02/06/07	12/22/09	168.000	11,088.02	7,581.71	3,506.31	3,506.31
TOTAL-LONG										
ASSET 780097689 ROYAL BANK OF SCOTLAND GROUP PLC						77.950	576.67	7,375.33	6,798.66-S	6,798.66-L
830	730	40373-00001	00000	06/17/08	02/09/09	84.650	626.24	7,120.12	6,493.88-S	6,493.88-L
830	730	40373-00001	00000	06/23/08	02/09/09	79.400	587.40	5,473.52	4,886.12-S	4,886.12-L
830	730	40373-00001	00000	09/16/08	02/09/09	242.000	1,790.31	19,968.97	18,178.66-	.00
TOTAL-SHORT										
TOTAL-LONG										
ASSET 780259206 ROYAL DUTCH SHELL PLC						600.000	30,936.22	14,830.50	16,105.72 L	16,105.72 L
830	000	40478-00005	00000	08/19/93	05/22/09	19.000	1,181.57	1,393.57	212.00-L	212.00-L
830	730	40661-00001	00000	08/15/07	11/23/09	1,100.000	66,259.87	27,189.25	39,070.62 L	39,070.62 L
830	000	40692-00087	00000	08/19/93	12/22/09	4,000.000	240,945.00	98,745.00	142,200.00 L	142,200.00 L
830	000	40692-00087	00000	08/16/93	12/22/09					

REPORT: TMS-TX-23
 BANK 42 PNC BANK (42)
 REGION 43 NORTH JERSEY
 OFFICE 201 PERSONAL

GAIN/LOSS FED/STE REPORT INTERNAL USE ONLY
 ACCOUNT 2041505 LOUISE WASHINGTON CRT
 FROM: 01/01/09 TO: 12/31/09

TAX CODE	OR-OFF SERIAL	SEQ LOT#	ACQUIRED	TRADE	DATES	UNITS	PROCEEDS	TAX COST	FEDERAL G/L	STATE G/L
ASSET	780259206	(CONT'D)				5,719.000	339,322.66	142,158.32	197,164.34	197,164.34
			TOTAL-LONG							
ASSET	78388J106	SBA COMMUNICATIONS CORP (IPO)				14.000	374.06	282.45	91.61	91.61
830	690	40602-00035	00000	03/05/09	09/24/09					
			TOTAL-SHORT			14.000	374.06	282.45	91.61	91.61
			TOTAL-LONG							
ASSET	784635104	SPX CORP				1,500.000	83,610.69	169,942.65	86,331.96-L	86,331.96-L
830	000	40692-00088	00000	04/23/08	12/22/09					
			TOTAL-LONG			1,500.000	83,610.69	169,942.65	86,331.96-	86,331.96-
ASSET	784774101	STEC INC				265.000	3,544.36	9,420.94	5,876.58-S	5,876.58-L
830	640	40647-00003	00000	08/13/09	11/09/09					
			TOTAL-SHORT			265.000	3,544.36	9,420.94	5,876.58-	5,876.58-
			TOTAL-LONG							
ASSET	792228108	ST MARY LD & EXPL CO				38.000	1,154.79	2,202.75	1,047.96-L	1,047.96-L
830	690	40602-00036	00000	06/12/08	09/24/09					
			TOTAL-LONG			38.000	1,154.79	2,202.75	1,047.96-	1,047.96-
ASSET	800907107	SANMINA SCI CORP				1,530.000	331.70	13,693.50	13,361.80-L	13,361.80-L
830	690	40405-00001	00000	06/29/04	03/11/09					
830	690	40405-00001	00000	06/08/05	03/11/09					
830	690	40405-00001	00000	03/19/08	03/11/09					
			TOTAL-SHORT			3,100.000	672.08	20,999.21	361.25-	361.25-
			TOTAL-LONG						19,965.88-	20,327.13-
ASSET	806857108	SCHLUMBERGER LTD				34.000	2,170.50	1,947.33	223.17 S	223.17 L
830	640	40692-00074	00000	06/16/09	12/22/09					

REV SPLIT 08/17/2009
 SEE 800907206
 NAME CHANGE 6/2/2010 SEE 78454L100

REPORT: TMS-TX-23
 BANK 42 PNC BANK (42)
 REGION 43 NORTH JERSEY
 OFFICE 201 PERSONAL

GAIN/LOSS FED/STE REPORT INTERNAL USE ONLY
 ACCOUNT 2041505 LOUISE WASHINGTON CRT
 FROM: 01/01/09 TO: 12/31/09

PAGE: 31
 RUN DATE: 09/24/10

TAX CODE	OR-OFF SERIAL	SEQ LOT#	ACQUIRED	TRADE	DATES	ASSET	UNITS	PROCEEDS	TAX COST	FEDERAL G/L	STATE G/L
	ASSET 806857108	(CONT'D)									
	TOTAL-SHORT						34.000	2,170.50	1,947.33	223.17	.00
	TOTAL-LONG										223.17
ASSET 810186106	THE SCOTTS MIRACLE-GRO COMPANY										
830	690 40602-00038	00000	03/29/07	09/24/09			6.000	253.79	262.31	8.52-L	8.52-L
	TOTAL-LONG						6.000	253.79	262.31	8.52-	8.52-
ASSET 81201R107	SEAHAWK DRILLING INC W/I										
833	640 40573-00001	00000	06/19/09	08/31/09			.200	4.61	4.93	.32-S	.32-L
830	640 40577-00002	00000	06/19/09	09/01/09			29.000	672.66	714.18	41.52-S	41.52-L
	TOTAL-SHORT						29.200	677.27	719.11	41.84-	.00
	TOTAL-LONG									.00	41.84-
ASSET 82929R304	SINGAPORE TELECOMMUNICATION ADR										
	ISIN US82929R3049										
	SEDOL B02ZMW5										
830	730 40665-00007	00000	06/11/08	11/25/09			76.000	1,611.15	2,009.79	398.64-L	398.64-L
	TOTAL-LONG						76.000	1,611.15	2,009.79	398.64-	398.64-
ASSET 832110100	SMITH INTERNATIONAL INC										
	MERGED 8/27/2010 SEE 806857108										
830	640 40378-00004	00000	11/22/06	02/11/09			243.000	5,849.61	10,053.47	4,203.86-L	4,203.86-L
	TOTAL-LONG						243.000	5,849.61	10,053.47	4,203.86-	4,203.86-
ASSET 833034101	SNAP ON INC										
830	690 40602-00039	00000	06/29/04	09/24/09			32.000	1,127.97	1,070.40	57.57 L	57.57 L
	TOTAL-LONG						32.000	1,127.97	1,070.40	57.57	57.57
ASSET 83364L109	SOCIETE GENERALE FRANCE										
	SPONSORED ADR										
833	730 40542-00001	00000	06/30/04	07/31/09			.069	.89	1.18	.29-L	.29-L

REPORT: TMS-TX-23
 BANK 42 PNC BANK (42)
 REGION 43 NORTH JERSEY
 OFFICE 201 PERSONAL

GAIN/LOSS FED/STE REPORT INTERNAL USE ONLY

ACCOUNT 2041505 LOUISE WASHINGTON CRT
 FROM: 01/01/09 TO: 12/31/09
 RUN DATE: 09/24/10
 PAGE: 32

TAX CODE	OR-OFF SERIAL	SEQ LOT#	ACQUIRED	TRADE	DATES	UNITS	PROCEEDS	TAX COST	FEDERAL G/L	STATE G/L
ASSET	83364L109	(CONT'D)				.069	.89	1.18	.29-	.29-
TOTAL-LONG										
ASSET	835451105	SONIC CORP				48.000	525.58	1,037.80	512.22-L	512.22-L
830	690	40602-00040	00000	03/01/07	09/24/09	48.000	525.58	1,037.80	512.22-	512.22-
TOTAL-LONG										
ASSET	842587107	SOUTHERN CO				2,800.000	94,440.16	95,182.92	742.76-L	742.76-L
830	000	40692-00091	00000	10/22/08	12/22/09	2,800.000	94,440.16	95,182.92	742.76-	742.76-
TOTAL-LONG										
ASSET	855244109	STARBUCKS CORP				125.000	2,970.07	1,745.04	1,225.03 S	1,225.03 L
830	640	40692-00075	00000	06/17/09	12/22/09	125.000	2,970.07	1,745.04	1,225.03	.00
TOTAL-SHORT										
TOTAL-LONG										
ASSET	857477103	STATE STR CORP				5,000.000	216,996.41	392,499.00	175,502.59-L	175,502.59-L
830	000	40692-00092	00000	01/28/08	12/22/09	5,000.000	216,996.41	392,499.00	175,502.59-	175,502.59-
TOTAL-LONG										
ASSET	859319105	STERLING FINANCIAL CORPORATION				45.000	63.63	1,523.07	1,459.44-L	1,459.44-L
830	690	40385-00003	00000	10/23/06	02/19/09	100.000	141.39	3,129.01	2,987.62-L	2,987.62-L
830	690	40385-00003	00000	03/29/07	02/19/09	335.000	473.65	8,626.25	8,152.60-L	8,152.60-L
830	690	40385-00003	00000	01/25/06	02/19/09	480.000	678.67	13,278.33	12,599.66-	12,599.66-
TOTAL-LONG										
ASSET	859737207	STERLITE INDUSTRIES INDI ADS				123.000	2,114.43	1,436.00	678.43 S	678.43 L
830	640	40692-00076	00000	07/17/09	12/22/09	123.000	2,114.43	1,436.00	678.43	.00
TOTAL-SHORT										
TOTAL-LONG										
ASSET	86210M106	STORA ENSO OYJ				138.000	1,113.63	2,518.50	1,404.87-L	1,404.87-L
830	730	40665-00008	00000	06/12/07	11/25/09	138.000	1,113.63	2,518.50	1,404.87-L	1,404.87-L
TOTAL-SHORT										
TOTAL-LONG										

REPORT: TMS-TX-23
 BANK 42 PNC BANK (442)
 REGION 43 NORTH JERSEY
 OFFICE 201 PERSONAL

GAIN/LOSS FED/STE REPORT INTERNAL USE ONLY
 ACCOUNT 2041505 LOUISE WASHINGTON CRT
 FROM: 01/01/09 TO: 12/31/09

PAGE: 33
 RUN DATE: 09/24/10

TAX CODE	OR-OFF SERIAL	SEQ LOT#	DATES	ACQUIRED	TRADE	UNITS	PROCEEDS	TAX COST	FEDERAL G/L	STATE G/L
			TOTAL-LONG			138.000	1,113.63	2,518.50	1,404.87-	1,404.87-
ASSET	863236105		STRAYER ED INC			54.000	10,385.88	11,835.87	1,449.99-S	1,449.99-L
830	640	40343-00001	00000	07/29/08	01/08/09	54.000	10,385.88	11,835.87	1,449.99-	1,449.99-
			TOTAL-SHORT							
			TOTAL-LONG			368.000	14,743.61	17,496.23	2,752.62-	2,752.62-
ASSET	863667101		STRYKER CORP			283.000	11,338.16	13,921.99	2,583.83-S	2,583.83-L
830	640	40567-00006	00000	11/11/08	08/20/09	85.000	3,405.45	3,574.24	168.79-S	168.79-L
830	640	40567-00006	00000	02/17/09	08/20/09					
			TOTAL-SHORT							
			TOTAL-LONG			59.000	2,028.36	1,783.18	245.18 S	245.18 L
ASSET	867224107		SUNCOR ENERGY INC			59.000	2,028.36	1,783.18	245.18	245.18
830	640	40692-00077	00000	06/25/09	12/22/09	59.000	2,028.36	1,783.18	245.18	245.18
			TOTAL-SHORT							
			TOTAL-LONG			50.000	1,211.96	7,118.96	5,907.00-L	5,907.00-L
ASSET	867652109		SUNPOWER CO.			50.000	1,211.96	7,118.96	5,907.00-L	5,907.00-L
830	640	40692-00078	00000	11/06/07	12/22/09	50.000	1,211.96	7,118.96	5,907.00-	5,907.00-
			TOTAL-LONG			50.000	1,211.96	7,118.96	5,907.00-	5,907.00-
ASSET	874039100		TAIWAN SEMICONDUCTOR MTG CO			.440	4.56	4.31	.25 L	.25 L
833	730	40560-00001	00000	12/31/07	08/18/09	.440	4.56	4.31	.25	.25
			TOTAL-LONG			.440	4.56	4.31	.25	.25
ASSET	879382208		TELEFONICA S A			93.000	5,505.24	4,245.86	1,259.38 L	1,259.38 L
830	730	40412-00001	00000	01/30/06	03/18/09	60.000	3,638.89	2,739.26	899.63 L	899.63 L
830	730	40465-00001	00000	01/30/06	05/12/09	17.000	1,456.69	776.13	680.56 L	680.56 L
830	730	40623-00001	00000	01/30/06	10/15/09	53.000	4,541.44	2,271.57	2,269.87 L	2,269.87 L
830	730	40623-00001	00000	06/30/04	10/15/09					

REPORT: TMS-TX-23
 BANK 42 PNC BANK (42)
 REGION 43 NORTH JERSEY
 OFFICE 201 PERSONAL

GAIN/LOSS FED/STE REPORT INTERNAL USE ONLY
 ACCOUNT 2041505 LOUISE WASHINGTON CRT
 FROM: 01/01/09 TO: 12/31/09

PAGE: 34
 RUN DATE: 09/24/10

TAX CODE	OR-OFF SERIAL	SEQ LOT#	ACQUIRED	TRADE	DATES	UNITS	PROCEEDS	TAX COST	FEDERAL G/L	STATE G/L
	ASSET 879382208	(CONT'D)								
	TOTAL-LONG					223.000	15,142.26	10,032.82	5,109.44	5,109.44
	TOTAL-SHORT					29.000	2,372.71	2,060.05	312.66	312.66
	TOTAL-LONG					29.000	2,372.71	2,060.05	312.66	312.66
ASSET 88579Y101	3M COMPANY									
830	640	40692-00079	00000	08/14/09	12/22/09	58.000	1,363.02	1,815.73	452.71-L	452.71-L
	TOTAL-LONG					58.000	1,363.02	1,815.73	452.71-L	452.71-L
ASSET 887389104	TIMKEN CO									
830	690	40602-00043	00000	04/11/06	09/24/09	66.000	1,799.11	2,451.72	652.61-L	652.61-L
	TOTAL-LONG					66.000	1,799.11	2,451.72	652.61-L	652.61-L
ASSET 889094108	TOKIO MARINE HOLDINGS									
	ADR									
830	730	40665-00009	00000	01/17/07	11/25/09	42.000	1,684.99	1,632.96	52.03 L	52.03 L
	TOTAL-LONG					42.000	1,684.99	1,632.96	52.03	52.03
ASSET 891092108	TORO CO									
830	690	40602-00044	00000	05/23/08	09/24/09	89.000	4,679.28	5,965.82	1,286.54-L	1,286.54-L
	TOTAL-LONG					12.000	630.91	739.22	108.31-L	108.31-L
	TOTAL-LONG					101.000	5,310.19	6,705.04	1,394.85-	1,394.85-
ASSET 89151E109	TOTAL S A									
830	730	40370-00004	00000	01/16/07	02/04/09	60.000	5,002.01	4,890.00	112.01 L	112.01 L
830	730	40370-00004	00000	03/01/06	02/04/09	31.000	2,586.38	2,526.50	59.88 L	59.88 L
	TOTAL-LONG					33.000	2,569.31	2,689.50	120.19-L	120.19-L
ASSET 892331307	TOYOTA MTR CORP									
	ADR 2 COM									
830	730	40461-00004	00000	06/30/04	05/06/09	60.000	5,002.01	4,890.00	112.01 L	112.01 L
830	730	40596-00005	00000	06/30/04	09/18/09	31.000	2,586.38	2,526.50	59.88 L	59.88 L
830	730	40661-00003	00000	06/30/04	11/23/09	33.000	2,569.31	2,689.50	120.19-L	120.19-L

REPORT: TMS-TX-23
 BANK 42 PNC BANK (42)
 REGION 43 NORTH JERSEY
 OFFICE 201 PERSONAL

GAIN/LOSS FED/STE REPORT INTERNAL USE ONLY
 ACCOUNT 2041505 LOUISE WASHINGTON CRT
 FROM: 01/01/09 TO: 12/31/09

PAGE: 35
 RUN DATE: 09/24/10

TAX CODE	OR-OFF SERIAL	SEQ LOT#	ACQUIRED	TRADE	DATES	UNITS	PROCEEDS	TAX COST	FEDERAL G/L	STATE G/L
ASSET 892331307 (CONT'D)						124.000	10,157.70	10,106.00	51.70	51.70
TOTAL-LONG										
ASSET 896239100 TRIMBLE NAVIGATION LTD						105.000	2,648.20	3,596.48	948.28-L	948.28-L
830	640	40692-00080	00000	05/20/08	12/22/09					
TOTAL-LONG						105.000	2,648.20	3,596.48	948.28-	948.28-
ASSET 903236107 URS CORP NEW						25.000	1,028.97	1,062.78	33.81-L	33.81-L
830	690	40602-00046	00000	03/29/07	09/24/09	15.000	617.38	608.01	9.37 L	9.37 L
830	690	40602-00046	00000	01/17/06	09/24/09	40.000	1,646.35	1,670.79	24.44-	24.44-
TOTAL-LONG						40.000	1,646.35	1,670.79	24.44-	24.44-
ASSET 904767704 UNILEVER PLC W/I SPONSORED ADR						71.000	1,979.50	1,675.23	304.27 L	304.27 L
830	730	40596-00006	00000	03/01/06	09/18/09	96.000	2,860.90	2,265.09	595.81 L	595.81 L
830	730	40633-00003	00000	03/01/06	10/27/09	79.000	2,354.28	1,853.19	501.09 L	501.09 L
830	730	40633-00003	00000	05/10/06	10/27/09	246.000	7,194.68	5,793.51	1,401.17	1,401.17
TOTAL-LONG						246.000	7,194.68	5,793.51	1,401.17	1,401.17
ASSET 909907107 UNITED BANKSHARES INC W VIRGINIA						68.000	1,276.44	2,208.72	932.28-S	932.28-L
830	690	40602-00047	00000	01/02/09	09/24/09	68.000	1,276.44	2,208.72	932.28-	932.28-
TOTAL-SHORT						68.000	1,276.44	2,208.72	932.28-	932.28-
TOTAL-LONG						68.000	1,276.44	2,208.72	932.28-	932.28-
ASSET 910331107 UNITED FIRE & CASUALTY CO						4.000	73.79	162.32	88.53-L	88.53-L
830	690	40602-00048	00000	09/19/05	09/24/09	4.000	73.79	162.32	88.53-L	88.53-L
TOTAL-LONG						4.000	73.79	162.32	88.53-	88.53-
ASSET 912828GJ3 USA TREASURY NOTES						50,000.000	50,000.00	49,832.03	167.97 L	167.97 L
829	000	40391-00006	00000	06/22/07	02/28/09	50,000.000	50,000.00	49,832.03	167.97 L	167.97 L
TOTAL-LONG						50,000.000	50,000.00	49,832.03	167.97 L	167.97 L

REPORT: TMS-TX-23
 BANK 42 PNC BANK (42)
 REGION 43 NORTH JERSEY
 OFFICE 201 PERSONAL

GAIN/LOSS FED/STE REPORT INTERNAL USE ONLY
 ACCOUNT 2041505 LOUISE WASHINGTON CRT
 FROM: 01/01/09 TO: 12/31/09

PAGE: 36
 RUN DATE: 09/24/10

TAX CODE	OR-OFF SERIAL	SEQ LOT#	ACQUIRED	TRADE	DATES	UNITS	PROCEEDS	TAX COST	FEDERAL G/L	STATE G/L
ASSET 912828GJ3 (CONT'D)						50,000.000	50,000.00	49,832.03	167.97	167.97
TOTAL-LONG										
ASSET 913017109 UNITED TECHNOLOGIES CORP						1,400.000	97,555.93	29,515.50	68,040.43 L	68,040.43 L
830	000	40692-00095	00000	08/05/97	12/22/09	1,000.000	69,682.80	20,395.00	49,287.80 L	49,287.80 L
830	000	40692-00095	00000	08/08/97	12/22/09	45.000	3,120.66	3,309.27	188.61-L	188.61-L
TOTAL-LONG						2,445.000	170,359.39	53,219.77	117,139.62	117,139.62
ASSET 917047102 URBAN OUTFITTERS INC						277.000	4,587.07	8,617.80	4,030.73-S	4,030.73-L
830	640	40421-00004	00000	04/15/08	03/27/09	277.000	4,587.07	8,617.80	4,030.73-	.00
TOTAL-SHORT										
TOTAL-LONG										4,030.73-
ASSET 920355104 VALSPAR CORP						42.000	1,155.39	1,076.53	78.86 L	78.86 L
830	690	40602-00049	00000	10/17/07	09/24/09	42.000	1,155.39	1,076.53	78.86	78.86
TOTAL-LONG										
ASSET 92220P105 VARIAN MEDICAL SYSTEMS INC						31.000	1,441.15	908.81	532.34 S	532.34 L
830	640	40692-00082	00000	03/03/09	12/22/09	31.000	1,441.15	908.81	532.34	.00
TOTAL-SHORT										
TOTAL-LONG										532.34
ASSET 92343V104 VERIZON COMMUNICATIONS INC						6,900.000	228,602.15	199,683.24	28,918.91 S	28,918.91 L
830	000	40692-00097	00000	05/22/09	12/22/09	6,900.000	228,602.15	199,683.24	28,918.91	.00
TOTAL-SHORT										
TOTAL-LONG										28,918.91
ASSET 92924F106 WGL HLDGS INC						14.000	470.66	398.10	72.56 S	72.56 L
830	690	40602-00050	00000	10/22/08	09/24/09	14.000	470.66	398.10	72.56	.00
TOTAL-SHORT										
TOTAL-LONG										72.56
ASSET 929297109 WMS INDUSTRIES INC						222.000	9,547.51	8,073.03	1,474.48 L	1,474.48 L
830	640	40591-00002	00000	03/31/08	09/15/09	222.000	9,547.51	8,073.03	1,474.48 L	1,474.48 L

REPORT: TMS-TX-23
 BANK 42 PNC BANK (42)
 REGION 43 NORTH JERSEY
 OFFICE 201 PERSONAL

GAIN/LOSS FED/STE REPORT INTERNAL USE ONLY
 ACCOUNT 2041505 LOUISE WASHINGTON CRT
 FROM: 01/01/09 TO: 12/31/09

PAGE: 37
 RUN DATE: 09/24/10

TAX CODE	OR-OFF SERIAL	SEQ LOT#	ACQUIRED	TRADE	DATES	PROCEEDS	TAX COST	FEDERAL G/L	STATE G/L
	ASSET 929297109		(CONT'D)						
		TOTAL-LONG				222.000	8,073.03	1,474.48	1,474.48
	ASSET 931142103	WAL-MART STORES INC							
830	000 40692-00099	00000 08/06/08	12/22/09			42,902.89	48,555.92	5,653.03-L	5,653.03-L
		TOTAL-LONG				42,902.89	48,555.92	5,653.03-	5,653.03-
	ASSET 941848103	WATERS CORP							
830	640 40692-00083	00000 10/01/08	12/22/09			2,339.59	2,210.27	129.32 L	129.32 L
		TOTAL-LONG				2,339.59	2,210.27	129.32	129.32
	ASSET 942622200	WATSCO INC							
830	690 40602-00051	00000 06/29/04	09/24/09			436.55	223.60	212.95 L	212.95 L
		TOTAL-LONG				436.55	223.60	212.95	212.95
	ASSET 983024100	WYETH							
		MERGED 10/15/09 @33.00 P/S							
		SEE 717081103							
830	000 40622-00001	00000 04/07/93	10/19/09			226,135.24	2,377.14	223,758.10 L	223,758.10 L
		TOTAL-LONG				226,135.24	2,377.14	223,758.10	223,758.10
	ASSET 98385X106	XTO ENERGY INC							
		MERGED 6/28/2010 SEE 30231G102							
830	000 40692-00103	00000 07/02/07	12/22/09			278,412.02	283,075.83	4,663.81-L	4,663.81-L
		TOTAL-LONG				278,412.02	283,075.83	4,663.81-	4,663.81-
	ASSET 988498101	YUM! BRANDS INC							
830	000 40692-00104	00000 05/22/09	12/22/09			211,907.34	204,602.40	7,304.94 S	7,304.94 L
		TOTAL-SHORT				211,907.34	204,602.40	7,304.94	.00
		TOTAL-LONG							
		STATE LISTED SALES-TOTAL LONG				11350,770.11	9968,171.03	.00	1382,599.08
		FEDERAL LISTED SALES-TOTAL SHORT LONG				1520,683.38	1457,618.95	63,064.43	.00
						10155,086.73	8834,739.58	1320,347.15	.00

REPORT: TMS-TX-23
 BANK 42 PNC BANK (42)
 REGION 43 NORTH JERSEY
 OFFICE 201 PERSONAL

GAIN/LOSS FED/STE REPORT INTERNAL USE ONLY
 ACCOUNT 2041505 LOUISE WASHINGTON CRT
 FROM: 01/01/09 TO: 12/31/09

PAGE: 38
 RUN DATE: 09/24/10

TAX CODE	OR-OFF SERIAL	SEQ LOT#	DATES ACQUIRED	TRADE	UNITS	PROCEEDS	TAX COST	FEDERAL G/L	STATE G/L
CAPITAL GAIN DISTRIBUTIONS									
					901,939.868	11675,770.11	10292,358.53	.00 L	.00 L
								63,064.43	.00
								1320,347.15	1382,599.08
								.00 S	.00 S
								.00 M	.00 M
								.00 L	.00 L
GRAND TOTAL -SHORT									
-LONG									
CARRYOVER(CURRENT)									

- If you are filing for an **Additional (Not Automatic) 3-Month Extension**, complete only Part II and check this box **X**
- Note. Only complete Part II if you have already been granted an automatic 3-month extension on a previously filed Form 8868.
- If you are filing for an **Automatic 3-Month Extension**, complete only Part I (on page 1).

Part II Additional (Not Automatic) 3-Month Extension of Time. Only file the original (no copies needed).		
Type or print File by the extended due date for filing the return. See instructions.	Name of Exempt Organization LOUISE WASHINGTON CHARITABLE TRUST C/O PNC BANK, N. A. - TRUSTEE	Employer identification number 22-6580528
	Number, street, and room or suite no. If a P.O. box, see instructions. 1600 MARKET STREET - TAX DEPARTMENT	For IRS use only
	City, town or post office, state, and ZIP code. For a foreign address, see instructions. PHILADELPHIA, PA 19103-7240	

Check type of return to be filed (File a separate application for each return)

- Form 990
 Form 990-EZ
 Form 990-T (sec. 401(a) or 408(a) trust)
 Form 1041-A
 Form 5227
 Form 8870
 Form 990-BL
 Form 990-PF
 Form 990-T (trust other than above)
 Form 4720
 Form 6069

STOP! Do not complete Part II if you were not already granted an automatic 3-month extension on a previously filed Form 8868.

PNC BANK, N. A. - TAX DEPARTMENT

- The books are in the care of **▶ 1600 MARKET STREET - PHILADELPHIA, PA 19103-7240**
Telephone No. **▶ (215) 585-5597** FAX No. **▶ (215) 585-6755**
- If the organization does not have an office or place of business in the United States, check this box
- If this is for a Group Return, enter the organization's four digit Group Exemption Number (GEN) _____. If this is for the whole group, check this box . If it is for part of the group, check this box and attach a list with the names and EINs of all members the extension is for.

- 4 I request an additional 3-month extension of time until **November 15, 2010.**
- 5 For calendar year **2009**, or other tax year beginning _____, and ending _____.
- 6 If this tax year is for less than 12 months, check reason: Initial return Final return Change in accounting period
- 7 State in detail why you need the extension

**ADDITIONAL TIME IS NEEDED TO GATHER ALL REQUIRED DATA SO THAT
A COMPLETE AND ACCURATE RETURN CAN BE PREPARED.**

8a If this application is for Form 990-BL, 990-PF, 990-T, 4720, or 6069, enter the tentative tax, less any nonrefundable credits. See instructions.	8a	\$	37,747.
b If this application is for Form 990-PF, 990-T, 4720, or 6069, enter any refundable credits and estimated tax payments made. Include any prior year overpayment allowed as a credit and any amount paid previously with Form 8868.	8b	\$	37,747.
c Balance Due. Subtract line 8b from line 8a. Include your payment with this form, or, if required, deposit with FTD coupon or, if required, by using EFTPS (Electronic Federal Tax Payment System). See instructions	8c	\$	0.

Signature and Verification

Under penalties of perjury, I declare that I have examined this form, including accompanying schedules and statements, and to the best of my knowledge and belief, it is true, correct, and complete, and that I am authorized to prepare this form.

Signature **▶ *John C. Relly*** Title **▶ Assistant Vice President** Date **▶ 8-11-2010**