



See a Social Security Number? Say Something!
Report Privacy Problems to <https://public.resource.org/privacy>
Or call the IRS Identity Theft Hotline at 1-800-908-4490



MAY 1 2 2010
 ENVELOPE
 TO JULIA W. CITE

Form **990-PF**

Return of Private Foundation
 or Section 4947(a)(1) Nonexempt Charitable Trust
 Treated as a Private Foundation

OMB No. 1545-0052

2009

Note: The foundation may be able to use a copy of this return to satisfy state reporting requirements.

For calendar year **2009**, or tax year beginning **2009**, and ending **20**

G Check all that apply: Initial return Initial return of a former public charity Final return
 Amended return Address change Name change

Use the IRS label. Otherwise, print or type. See Specific Instructions.	Name of foundation FRED AND FLOY WILLMOTT FOUNDATION 14-217520	A Employer identification number 22-2587484
	Number and street (or P O box number if mail is not delivered to street address) Room/suite ONE HSBC CENTER, 23RD FLOOR	B Telephone number (see page 10 of the instructions) () -
	City or town, state, and ZIP code BUFFALO, NY 14203-2885	C If exemption application is pending, check here <input type="checkbox"/> D 1 Foreign organizations, check here <input type="checkbox"/> 2 Foreign organizations meeting the 85% test, check here and attach computation <input type="checkbox"/>
H Check type of organization: <input checked="" type="checkbox"/> Section 501(c)(3) exempt private foundation <input type="checkbox"/> Section 4947(a)(1) nonexempt charitable trust <input type="checkbox"/> Other taxable private foundation		E If private foundation status was terminated under section 507(b)(1)(A), check here <input type="checkbox"/> F If the foundation is in a 60-month termination under section 507(b)(1)(B), check here <input type="checkbox"/>
I Fair market value of all assets at end of year (from Part II, col (c), line 16) ▶ \$ 5,117,833.		
J Accounting method: <input checked="" type="checkbox"/> Cash <input type="checkbox"/> Accrual <input type="checkbox"/> Other (specify) _____ (Part I, column (d) must be on cash basis.)		

SCANNED MAY 1 8 2010
 Revenue

Part I Analysis of Revenue and Expenses (The total of amounts in columns (b), (c), and (d) may not necessarily equal the amounts in column (a) (see page 11 of the instructions))	(a) Revenue and expenses per books	(b) Net investment income	(c) Adjusted net income	(d) Disbursements for charitable purposes (cash basis only)
1 Contributions, gifts, grants, etc., received (attach schedule)				
2 Check <input checked="" type="checkbox"/> if the foundation is not required to attach Sch. B.				
3 Interest on savings and temporary cash investments				
4 Dividends and interest from securities	131,842.	129,384.		
5a Gross rents				
b Net rental income or (loss)				
6a Net gain or (loss) from sale of assets not on line 10	-308,524.			
b Gross sales price for all assets on line 6a	1,380,703.			
7 Capital gain net income (from Part IV, line 2)				
8 Net short-term capital gain				
9 Income modifications				
10a Gross sales less returns and allowances				
b Less: Cost of goods sold				
c Gross profit or (loss) (attach schedule)				
11 Other income (attach schedule)	5,606.			STMT 1
12 Total. Add lines 1 through 11	-171,076.	129,384.		
13 Compensation of officers, directors, trustees, etc.	61,994.	43,396.		18,598.
14 Other employee salaries and wages				
15 Pension plans, employee benefits				
16a Legal fees (attach schedule)				
b Accounting fees (attach schedule) STMT 2	2,478.	NONE	NONE	2,478.
c Other professional fees (attach schedule) STMT 3	26,700.			26,700.
17 Interest				
18 Taxes (attach schedule) (see page 14 of the instructions) STMT 4	1,963.	579.		
19 Depreciation (attach schedule) and depletion				
20 Occupancy				
21 Travel, conferences, and meetings				
22 Printing and publications				
23 Other expenses (attach schedule) STMT 5	250.	668.		250.
24 Total operating and administrative expenses				
Add lines 13 through 23	93,385.	44,643.	NONE	48,026.
25 Contributions, gifts, grants paid	232,481.			232,481.
26 Total expenses and disbursements Add lines 24 and 25	325,866.	44,643.	NONE	280,507.
27 Subtract line 26 from line 12.				
a Excess of revenue over expenses and disbursements	-496,942.			
b Net investment income (if negative, enter -0-)		84,741.		
c Adjusted net income (if negative, enter -0-)				

RECEIVED
 MAY 17 2010
 IR-CO
 OPERATING AND ADMINISTRATIVE EXPENSES

9

Part II Balance Sheets		Attached schedules and amounts in the description column should be for end-of-year amounts only (See instructions)			
		Beginning of year	End of year		
		(a) Book Value	(b) Book Value	(c) Fair Market Value	
Assets	1	Cash - non-interest-bearing			
	2	Savings and temporary cash investments	184,941.	79,565.	79,571.
	3	Accounts receivable ▶ Less: allowance for doubtful accounts ▶			
	4	Pledges receivable ▶ Less: allowance for doubtful accounts ▶			
	5	Grants receivable			
	6	Receivables due from officers, directors, trustees, and other disqualified persons (attach schedule) (see page 16 of the instructions)			
	7	Other notes and loans receivable (attach schedule) ▶ Less: allowance for doubtful accounts ▶			
	8	Inventories for sale or use			
	9	Prepaid expenses and deferred charges			
	10 a	Investments - U S and state government obligations (attach schedule)			
	b	Investments - corporate stock (attach schedule) . STMT 6 .	2,537,839.	2,297,110.	2,837,701.
	c	Investments - corporate bonds (attach schedule)			
	11	Investments - land, buildings, and equipment, basis Less: accumulated depreciation (attach schedule) ▶			
	12	Investments - mortgage loans			
	13	Investments - other (attach schedule) STMT 7 .	2,334,735.	2,183,898.	2,200,561.
	14	Land, buildings, and equipment basis Less: accumulated depreciation (attach schedule) ▶			
15	Other assets (describe ▶)				
16	Total assets (to be completed by all filers - see the instructions. Also, see page 1, item I)	5,057,515.	4,560,573.	5,117,833.	
Liabilities	17	Accounts payable and accrued expenses			
	18	Grants payable			
	19	Deferred revenue			
	20	Loans from officers, directors, trustees, and other disqualified persons			
	21	Mortgages and other notes payable (attach schedule)			
	22	Other liabilities (describe ▶)			
23	Total liabilities (add lines 17 through 22)				
Net Assets or Fund Balances	Foundations that follow SFAS 117, check here ▶ <input type="checkbox"/> and complete lines 24 through 26 and lines 30 and 31.				
	24	Unrestricted			
	25	Temporarily restricted			
	26	Permanently restricted			
	Foundations that do not follow SFAS 117, check here and complete lines 27 through 31. ▶ <input checked="" type="checkbox"/>				
	27	Capital stock, trust principal, or current funds	5,057,515.	4,560,573.	
	28	Paid-in or capital surplus, or land, bldg, and equipment fund			
29	Retained earnings, accumulated income, endowment, or other funds				
30	Total net assets or fund balances (see page 17 of the instructions)	5,057,515.	4,560,573.		
31	Total liabilities and net assets/fund balances (see page 17 of the instructions)	5,057,515.	4,560,573.		

Part III Analysis of Changes in Net Assets or Fund Balances		
1	Total net assets or fund balances at beginning of year - Part II, column (a), line 30 (must agree with end-of-year figure reported on prior year's return)	1 5,057,515.
2	Enter amount from Part I, line 27a	2 -496,942.
3	Other increases not included in line 2 (itemize) ▶	3
4	Add lines 1, 2, and 3	4 4,560,573.
5	Decreases not included in line 2 (itemize) ▶	5
6	Total net assets or fund balances at end of year (line 4 minus line 5) - Part II, column (b), line 30	6 4,560,573.

Part IV Capital Gains and Losses for Tax on Investment Income

(a) List and describe the kind(s) of property sold (e.g., real estate, 2-story brick warehouse; or common stock, 200 shs MLC Co)		(b) How acquired P-Purchase D-Donation	(c) Date acquired (mo., day, yr.)	(d) Date sold (mo., day, yr.)
1a	SEE PART IV DETAIL			
b				
c				
d				
e				
(e) Gross sales price	(f) Depreciation allowed (or allowable)	(g) Cost or other basis plus expense of sale	(h) Gain or (loss) (e) plus (f) minus (g)	
a				
b				
c				
d				
e				
Complete only for assets showing gain in column (h) and owned by the foundation on 12/31/69			(i) Gains (Col (h) gain minus col (k), but not less than -0-) or Losses (from col. (h))	
(i) F.M.V. as of 12/31/69	(j) Adjusted basis as of 12/31/69	(k) Excess of col. (i) over col. (j), if any		
a				
b				
c				
d				
e				
2	Capital gain net income or (net capital loss)	{ If gain, also enter in Part I, line 7 If (loss), enter -0- in Part I, line 7 }	2	-310,432.
3	Net short-term capital gain or (loss) as defined in sections 1222(5) and (6): If gain, also enter in Part I, line 8, column (c) (see pages 13 and 17 of the instructions) If (loss), enter -0- in Part I, line 8.	{ }	3	

Part V Qualification Under Section 4940(e) for Reduced Tax on Net Investment Income

(For optional use by domestic private foundations subject to the section 4940(a) tax on net investment income.)

If section 4940(d)(2) applies, leave this part blank.

Was the foundation liable for the section 4942 tax on the distributable amount of any year in the base period? Yes No
If "Yes," the foundation does not qualify under section 4940(e). Do not complete this part.

1 Enter the appropriate amount in each column for each year; see page 18 of the instructions before making any entries.

(a) Base period years Calendar year (or tax year beginning in)	(b) Adjusted qualifying distributions	(c) Net value of noncharitable-use assets	(d) Distribution ratio (col (b) divided by col (c))
2008	331,919.	5,297,685.	0.06265359303
2007	337,365.	6,132,977.	0.05500835891
2006	327,380.	5,764,295.	0.05679445622
2005	312,737.	5,734,459.	0.05453644363
2004	299,890.	5,775,824.	0.05192159595
2	Total of line 1, column (d)		2 0.28091444774
3	Average distribution ratio for the 5-year base period - divide the total on line 2 by 5, or by the number of years the foundation has been in existence if less than 5 years		3 0.05618288955
4	Enter the net value of noncharitable-use assets for 2009 from Part X, line 5		4 4,565,620.
5	Multiply line 4 by line 3		5 256,510.
6	Enter 1% of net investment income (1% of Part I, line 27b)		6 847.
7	Add lines 5 and 6		7 257,357.
8	Enter qualifying distributions from Part XII, line 4 If line 8 is equal to or greater than line 7, check the box in Part VI, line 1b, and complete that part using a 1% tax rate. See the Part VI instructions on page 18.		8 280,507.

Part VI Excise Tax Based on Investment Income (Section 4940(a), 4940(b), 4940(e), or 4948 - see page 18 of the instructions)

1a	Exempt operating foundations described in section 4940(d)(2), check here <input type="checkbox"/> and enter "N/A" on line 1 Date of ruling or determination letter _____ (attach copy of ruling letter if necessary - see instructions)	1	847.
b	Domestic foundations that meet the section 4940(e) requirements in Part V, check here <input checked="" type="checkbox"/> and enter 1% of Part I, line 27b		
c	All other domestic foundations enter 2% of line 27b. Exempt foreign organizations enter 4% of Part I, line 12, col. (b)		
2	Tax under section 511 (domestic section 4947(a)(1) trusts and taxable foundations only. Others enter -0-)	2	
3	Add lines 1 and 2	3	847.
4	Subtitle A (income) tax (domestic section 4947(a)(1) trusts and taxable foundations only. Others enter -0-)	4	NONE
5	Tax based on investment income. Subtract line 4 from line 3. If zero or less, enter -0-	5	847.
6	Credits/Payments:		
a	2009 estimated tax payments and 2008 overpayment credited to 2009	6a	1,824.
b	Exempt foreign organizations-tax withheld at source	6b	NONE
c	Tax paid with application for extension of time to file (Form 8868)	6c	NONE
d	Backup withholding erroneously withheld	6d	
7	Total credits and payments. Add lines 6a through 6d	7	1,824.
8	Enter any penalty for underpayment of estimated tax. Check here <input type="checkbox"/> if Form 2220 is attached	8	
9	Tax due. If the total of lines 5 and 8 is more than line 7, enter amount owed	9	
10	Overpayment. If line 7 is more than the total of lines 5 and 8, enter the amount overpaid	10	977.
11	Enter the amount of line 10 to be Credited to 2010 estimated tax <input type="checkbox"/> Refunded <input checked="" type="checkbox"/>	11	977.

Part VII-A Statements Regarding Activities

	Yes	No
1a		X
1b		X
1c		X
2		X
3		X
4a		X
4b	N/A	
5		X
6	X	
7	X	
8a		
8b	X	
9		X
10		X

Part VII-A Statements Regarding Activities (continued)

11	At any time during the year, did the foundation, directly or indirectly, own a controlled entity within the meaning of section 512(b)(13)? If "Yes," attach schedule (see page 20 of the instructions)		X
12	Did the foundation acquire a direct or indirect interest in any applicable insurance contract before August 17, 2008?		X
13	Did the foundation comply with the public inspection requirements for its annual returns and exemption application?	X	
Website address ▶ N/A			
14 The books are in care of ▶ HSBC BANK USA Telephone no. ▶ (800) 284-5866			
Located at ▶ ONE HSBC CENTER, BUFFALO, NY ZIP + 4 ▶ 14203			
15 Section 4947(a)(1) nonexempt charitable trusts filing Form 990-PF in lieu of Form 1041 - Check here ▶ <input type="checkbox"/>			
and enter the amount of tax-exempt interest received or accrued during the year ▶ 15			

Part VII-B Statements Regarding Activities for Which Form 4720 May Be Required

File Form 4720 if any item is checked in the "Yes" column, unless an exception applies.		Yes	No
1a	During the year did the foundation (either directly or indirectly):		
(1)	Engage in the sale or exchange, or leasing of property with a disqualified person? <input type="checkbox"/> Yes <input checked="" type="checkbox"/> No		
(2)	Borrow money from, lend money to, or otherwise extend credit to (or accept it from) a disqualified person? <input type="checkbox"/> Yes <input checked="" type="checkbox"/> No		
(3)	Furnish goods, services, or facilities to (or accept them from) a disqualified person? <input type="checkbox"/> Yes <input checked="" type="checkbox"/> No		
(4)	Pay compensation to, or pay or reimburse the expenses of, a disqualified person? <input type="checkbox"/> Yes <input checked="" type="checkbox"/> No		
(5)	Transfer any income or assets to a disqualified person (or make any of either available for the benefit or use of a disqualified person)? <input type="checkbox"/> Yes <input checked="" type="checkbox"/> No		
(6)	Agree to pay money or property to a government official? (Exception. Check "No" if the foundation agreed to make a grant to or to employ the official for a period after termination of government service, if terminating within 90 days.) <input type="checkbox"/> Yes <input checked="" type="checkbox"/> No		
b	If any answer is "Yes" to 1a(1)-(6), did any of the acts fail to qualify under the exceptions described in Regulations section 53.4941(d)-3 or in a current notice regarding disaster assistance (see page 20 of the instructions)? <input type="checkbox"/> Yes <input checked="" type="checkbox"/> No	1b	N/A
c	Did the foundation engage in a prior year in any of the acts described in 1a, other than excepted acts, that were not corrected before the first day of the tax year beginning in 2009?	1c	X
2	Taxes on failure to distribute income (section 4942) (does not apply for years the foundation was a private operating foundation defined in section 4942(j)(3) or 4942(j)(5)).		
a	At the end of tax year 2009, did the foundation have any undistributed income (lines 6d and 6e, Part XIII) for tax year(s) beginning before 2009? <input type="checkbox"/> Yes <input checked="" type="checkbox"/> No		
If "Yes," list the years ▶ _____			
b	Are there any years listed in 2a for which the foundation is not applying the provisions of section 4942(a)(2) (relating to incorrect valuation of assets) to the year's undistributed income? (If applying section 4942(a)(2) to all years listed, answer "No" and attach statement - see page 20 of the instructions)	2b	N/A
c	If the provisions of section 4942(a)(2) are being applied to any of the years listed in 2a, list the years here ▶ _____		
3a	Did the foundation hold more than a 2% direct or indirect interest in any business enterprise at any time during the year? <input type="checkbox"/> Yes <input checked="" type="checkbox"/> No		
b	If "Yes," did it have excess business holdings in 2009 as a result of (1) any purchase by the foundation or disqualified persons after May 26, 1969; (2) the lapse of the 5-year period (or longer period approved by the Commissioner under section 4943(c)(7)) to dispose of holdings acquired by gift or bequest, or (3) the lapse of the 10-, 15-, or 20-year first phase holding period? (Use Schedule C, Form 4720, to determine if the foundation had excess business holdings in 2009)	3b	N/A
4a	Did the foundation invest during the year any amount in a manner that would jeopardize its charitable purposes?	4a	X
b	Did the foundation make any investment in a prior year (but after December 31, 1969) that could jeopardize its charitable purpose that had not been removed from jeopardy before the first day of the tax year beginning in 2009?	4b	X

Part VII-B Statements Regarding Activities for Which Form 4720 May Be Required (continued)

- 5a During the year did the foundation pay or incur any amount to:
- (1) Carry on propaganda, or otherwise attempt to influence legislation (section 4945(e))? Yes No
 - (2) Influence the outcome of any specific public election (see section 4955); or to carry on, directly or indirectly, any voter registration drive? Yes No
 - (3) Provide a grant to an individual for travel, study, or other similar purposes? Yes No
 - (4) Provide a grant to an organization other than a charitable, etc., organization described in section 509(a)(1), (2), or (3), or section 4940(d)(2)? (see page 22 of the instructions) Yes No
 - (5) Provide for any purpose other than religious, charitable, scientific, literary, or educational purposes, or for the prevention of cruelty to children or animals? Yes No
- b If any answer is "Yes" to 5a(1)-(5), did any of the transactions fail to qualify under the exceptions described in Regulations section 53.4945 or in a current notice regarding disaster assistance (see page 22 of the instructions)? Yes No
 Organizations relying on a current notice regarding disaster assistance check here
- c If the answer is "Yes" to question 5a(4), does the foundation claim exemption from the tax because it maintained expenditure responsibility for the grant? Yes No
 If "Yes," attach the statement required by Regulations section 53.4945-5(d). N/A
- 6a Did the foundation, during the year, receive any funds, directly or indirectly, to pay premiums on a personal benefit contract? Yes No
- b Did the foundation, during the year, pay premiums, directly or indirectly, on a personal benefit contract? Yes No
 If "Yes" to 6b, file Form 8870
- 7a At any time during the tax year, was the foundation a party to a prohibited tax shelter transaction? Yes No
- b If yes, did the foundation receive any proceeds or have any net income attributable to the transaction? Yes No

5b	N/A	
6b		X
7b	N/A	

Part VIII Information About Officers, Directors, Trustees, Foundation Managers, Highly Paid Employees, and Contractors

1 List all officers, directors, trustees, foundation managers and their compensation (see page 22 of the instructions).

(a) Name and address	(b) Title, and average hours per week devoted to position	(c) Compensation (if not paid, enter -0-)	(d) Contributions to employee benefit plans and deferred compensation	(e) Expense account, other allowances
SEE STATEMENT 9	AS REQ'D	61,994.	-0-	-0-

2 Compensation of five highest-paid employees (other than those included on line 1 - see page 23 of the instructions). If none, enter "NONE."

(a) Name and address of each employee paid more than \$50,000	(b) Title, and average hours per week devoted to position	(c) Compensation	(d) Contributions to employee benefit plans and deferred compensation	(e) Expense account, other allowances
SEE STATEMENT 10		NONE	NONE	NONE

Total number of other employees paid over \$50,000 NONE

Part VIII Information About Officers, Directors, Trustees, Foundation Managers, Highly Paid Employees, and Contractors (continued)

3 Five highest-paid independent contractors for professional services (see page 23 of the instructions). If none, enter "NONE."

(a) Name and address of each person paid more than \$50,000	(b) Type of service	(c) Compensation
SEE STATEMENT 11		NONE

Total number of others receiving over \$50,000 for professional services **NONE**

Part IX-A Summary of Direct Charitable Activities

List the foundation's four largest direct charitable activities during the tax year. Include relevant statistical information such as the number of organizations and other beneficiaries served, conferences convened, research papers produced, etc	Expenses
1 NONE	
2	
3	
4	

Part IX-B Summary of Program-Related Investments (see page 23 of the instructions)

Describe the two largest program-related investments made by the foundation during the tax year on lines 1 and 2	Amount
1 NONE	
2	
All other program-related investments See page 24 of the instructions	
3 NONE	
Total. Add lines 1 through 3	

Part X Minimum Investment Return (All domestic foundations must complete this part. Foreign foundations, see page 24 of the instructions.)

1	Fair market value of assets not used (or held for use) directly in carrying out charitable, etc., purposes:		
a	Average monthly fair market value of securities	1a	4,536,021.
b	Average of monthly cash balances	1b	99,126.
c	Fair market value of all other assets (see page 24 of the instructions)	1c	NONE
d	Total (add lines 1a, b, and c)	1d	4,635,147.
e	Reduction claimed for blockage or other factors reported on lines 1a and 1c (attach detailed explanation)	1e	
2	Acquisition indebtedness applicable to line 1 assets	2	NONE
3	Subtract line 2 from line 1d	3	4,635,147.
4	Cash deemed held for charitable activities. Enter 1 1/2% of line 3 (for greater amount, see page 25 of the instructions)	4	69,527.
5	Net value of noncharitable-use assets. Subtract line 4 from line 3. Enter here and on Part V, line 4	5	4,565,620.
6	Minimum investment return. Enter 5% of line 5	6	228,281.

Part XI Distributable Amount (see page 25 of the instructions) (Section 4942(j)(3) and (j)(5) private operating foundations and certain foreign organizations check here and do not complete this part.)

1	Minimum investment return from Part X, line 6	1	228,281.
a	Tax on investment income for 2009 from Part VI, line 5	2a	847.
b	Income tax for 2009. (This does not include the tax from Part VI.)	2b	
c	Add lines 2a and 2b	2c	847.
3	Distributable amount before adjustments. Subtract line 2c from line 1	3	227,434.
4	Recoveries of amounts treated as qualifying distributions	4	NONE
5	Add lines 3 and 4	5	227,434.
6	Deduction from distributable amount (see page 25 of the instructions)	6	NONE
7	Distributable amount as adjusted. Subtract line 6 from line 5. Enter here and on Part XIII, line 1	7	227,434.

Part XII Qualifying Distributions (see page 25 of the instructions)

1	Amounts paid (including administrative expenses) to accomplish charitable, etc., purposes:		
a	Expenses, contributions, gifts, etc. - total from Part I, column (d), line 26	1a	280,507.
b	Program-related investments - total from Part IX-B	1b	
2	Amounts paid to acquire assets used (or held for use) directly in carrying out charitable, etc., purposes	2	NONE
3	Amounts set aside for specific charitable projects that satisfy the:		
a	Suitability test (prior IRS approval required)	3a	NONE
b	Cash distribution test (attach the required schedule)	3b	NONE
4	Qualifying distributions. Add lines 1a through 3b. Enter here and on Part V, line 8, and Part XIII, line 4	4	280,507.
5	Foundations that qualify under section 4940(e) for the reduced rate of tax on net investment income. Enter 1% of Part I, line 27b (see page 26 of the instructions)	5	847.
6	Adjusted qualifying distributions. Subtract line 5 from line 4	6	279,660.

Note: The amount on line 6 will be used in Part V, column (b), in subsequent years when calculating whether the foundation qualifies for the section 4940(e) reduction of tax in those years.

Part XIII Undistributed Income (see page 26 of the instructions)

	(a) Corpus	(b) Years prior to 2008	(c) 2008	(d) 2009
1 Distributable amount for 2009 from Part XI, line 7				227,434.
2 Undistributed income, if any, as of the end of 2009:				
a Enter amount for 2008 only			NONE	
b Total for prior years 20 07, 20 _____, 20 _____		NONE		
3 Excess distributions carryover, if any, to 2009:				
a From 2004	14,231.			
b From 2005	27,773.			
c From 2006	46,571.			
d From 2007	36,906.			
e From 2008	69,447.			
f Total of lines 3a through e	194,928.			
4 Qualifying distributions for 2009 from Part XII, line 4: ▶ \$ 280,507.				
a Applied to 2008, but not more than line 2a			NONE	
b Applied to undistributed income of prior years (Election required - see page 26 of the instructions)		NONE		
c Treated as distributions out of corpus (Election required - see page 26 of the instructions)	NONE			
d Applied to 2009 distributable amount				227,434.
e Remaining amount distributed out of corpus	53,073.			
5 Excess distributions carryover applied to 2009 (If an amount appears in column (d), the same amount must be shown in column (a).)		NONE		NONE
6 Enter the net total of each column as indicated below:				
a Corpus Add lines 3f, 4c, and 4e Subtract line 5	248,001.			
b Prior years' undistributed income. Subtract line 4b from line 2b		NONE		
c Enter the amount of prior years' undistributed income for which a notice of deficiency has been issued, or on which the section 4942(a) tax has been previously assessed		NONE		
d Subtract line 6c from line 6b Taxable amount - see page 27 of the instructions		NONE		
e Undistributed income for 2008. Subtract line 4a from line 2a Taxable amount - see page 27 of the instructions			NONE	
f Undistributed income for 2009. Subtract lines 4d and 5 from line 1 This amount must be distributed in 2010.				NONE
7 Amounts treated as distributions out of corpus to satisfy requirements imposed by section 170(b)(1)(F) or 4942(g)(3) (see page 27 of the instructions)	NONE			
8 Excess distributions carryover from 2004 not applied on line 5 or line 7 (see page 27 of the instructions)	14,231.			
9 Excess distributions carryover to 2010. Subtract lines 7 and 8 from line 6a	233,770.			
10 Analysis of line 9:				
a Excess from 2005	27,773.			
b Excess from 2006	46,571.			
c Excess from 2007	36,906.			
d Excess from 2008	69,447.			
e Excess from 2009	53,073.			

Part XIV Private Operating Foundations (see page 27 of the instructions and Part VII-A, question 9) **NOT APPLICABLE**

1 a If the foundation has received a ruling or determination letter that it is a private operating foundation, and the ruling is effective for 2009, enter the date of the ruling

b Check box to indicate whether the foundation is a private operating foundation described in section 4942(j)(3) or 4942(j)(5)

	Tax year				(e) Total
	(a) 2009	(b) 2008	(c) 2007	(d) 2006	
2 a Enter the lesser of the adjusted net income from Part I or the minimum investment return from Part X for each year listed					
b 85% of line 2a					
c Qualifying distributions from Part XII, line 4 for each year listed					
d Amounts included in line 2c not used directly for active conduct of exempt activities					
e Qualifying distributions made directly for active conduct of exempt activities Subtract line 2d from line 2c					
3 Complete 3a, b, or c for the alternative test relied upon					
a "Assets" alternative test - enter					
(1) Value of all assets					
(2) Value of assets qualifying under section 4942(j)(3)(B)(i),					
b "Endowment" alternative test - enter 2/3 of minimum investment return shown in Part X, line 6 for each year listed					
c "Support" alternative test - enter:					
(1) Total support other than gross investment income (interest, dividends, rents, payments on securities loans (section 512(a)(5)), or royalties),					
(2) Support from general public and 5 or more exempt organizations as provided in section 4942(j)(3)(B)(iii)					
(3) Largest amount of support from an exempt organization					
(4) Gross investment income					

Part XV Supplementary Information (Complete this part only if the foundation had \$5,000 or more in assets at any time during the year - see page 28 of the instructions.)

1 Information Regarding Foundation Managers:

a List any managers of the foundation who have contributed more than 2% of the total contributions received by the foundation before the close of any tax year (but only if they have contributed more than \$5,000). (See section 507(d)(2).)

N/A

b List any managers of the foundation who own 10% or more of the stock of a corporation (or an equally large portion of the ownership of a partnership or other entity) of which the foundation has a 10% or greater interest.

N/A

2 Information Regarding Contribution, Grant, Gift, Loan, Scholarship, etc., Programs:

Check here if the foundation only makes contributions to preselected charitable organizations and does not accept unsolicited requests for funds. If the foundation makes gifts, grants, etc. (see page 28 of the instructions) to individuals or organizations under other conditions, complete items 2a, b, c, and d.

a The name, address, and telephone number of the person to whom applications should be addressed:

b The form in which applications should be submitted and information and materials they should include:

c Any submission deadlines:

d Any restrictions or limitations on awards, such as by geographical areas, charitable fields, kinds of institutions, or other factors:

Part XV Supplementary Information (continued)

3 Grants and Contributions Paid During the Year or Approved for Future Payment

Recipient Name and address (home or business)	If recipient is an individual, show any relationship to any foundation manager or substantial contributor	Foundation status of recipient	Purpose of grant or contribution	Amount
<p>a Paid during the year</p> <p>SEE STATEMENT 36</p>				
Total				3a 232,481.
<p>b Approved for future payment</p>				
Total				3b

**FORM 990-PF - PART IV
CAPITAL GAINS AND LOSSES FOR TAX ON INVESTMENT INCOME**

Kind of Property		Description				P or D	Date acquired	Date sold
Gross sale price less expenses of sale	Depreciation allowed/ allowable	Cost or other basis	FMV as of 12/31/69	Adj. basis as of 12/31/69	Excess of FMV over adj basis		Gain or (loss)	
		TOTAL SHORT-TERM CAPITAL GAIN DIVIDENDS					242.	
		TOTAL SHORT-TERM COMMON TRUST FUND AND PARTNERSHIP, S CORPORATION, AND OTHER ESTATES OR TRUST GAIN OR LOSS					4,286.	
		TOTAL LONG-TERM COMMON TRUST FUND AND PARTNERSHIP, S CORPORATION, AND OTHER ESTATES OR TRUST GAIN OR LOSS					5,746.	
7,611.00		141. UNITED TECHNOLOGIES CORP PROPERTY TYPE: SECURITIES 7,815.00					01/20/2006 -204.00	01/05/2009
1,136.00		56. COGNIZANT TECHNOLOGY SOLUTIONS CORP PROPERTY TYPE: SECURITIES 1,010.00					12/12/2008 126.00	01/14/2009
25,490.00		1257. COGNIZANT TECHNOLOGY SOLUTIONS COR PROPERTY TYPE: SECURITIES 29,042.00					03/31/2005 -3,552.00	01/14/2009
		.012 BANK AMER CORP PROPERTY TYPE: SECURITIES					09/25/2008	01/15/2009
20,264.00		2661. BANK AMER CORP PROPERTY TYPE: SECURITIES 65,376.00					VAR -45,112.00	01/15/2009
2,123.00		612. CITIGROUP INC PROPERTY TYPE: SECURITIES 13,763.00					VAR -11,640.00	01/15/2009
6,829.00		1969. CITIGROUP INC PROPERTY TYPE: SECURITIES 33,077.00					01/22/1997 -26,248.00	01/15/2009
402.00		80. FIFTH THIRD BANCORP PROPERTY TYPE: SECURITIES 602.00					12/12/2008 -200.00	01/15/2009

**FORM 990-PF - PART IV
CAPITAL GAINS AND LOSSES FOR TAX ON INVESTMENT INCOME**

Kind of Property		Description				P or D	Date acquired	Date sold
Gross sale price less expenses of sale	Depreciation allowed/ allowable	Cost or other basis	FMV as of 12/31/69	Adj. basis as of 12/31/69	Excess of FMV over adj basis		Gain or (loss)	
8,944.00		1778. FIFTH THIRD BANCORP PROPERTY TYPE: SECURITIES 71,294.00				VAR	01/15/2009	
						-62,350.00		
50,085.00		1000. HESS CORPORATION PROPERTY TYPE: SECURITIES 53,391.00				VAR	01/15/2009	
						-3,306.00		
1,022.00		89. GENERAL ELEC CO PROPERTY TYPE: SECURITIES 1,502.00				12/12/2008	02/02/2009	
						-480.00		
1,663.00		123. WILLIAMS COMPANIES INC PROPERTY TYPE: SECURITIES 1,788.00				12/12/2008	02/02/2009	
						-125.00		
37,220.00		2753. WILLIAMS COMPANIES INC PROPERTY TYPE: SECURITIES 30,887.00				05/14/2004	02/02/2009	
						6,333.00		
1,490.00		155. TIME WARNER INC NEW PROPERTY TYPE: SECURITIES 1,530.00				12/12/2008	02/06/2009	
						-40.00		
33,177.00		3451. TIME WARNER INC NEW PROPERTY TYPE: SECURITIES 146,687.00				VAR	02/06/2009	
						-113510.00		
507.00		52. MIRANT CORP PROPERTY TYPE: SECURITIES 988.00				12/12/2008	03/05/2009	
						-481.00		
11,202.00		1150. MIRANT CORP PROPERTY TYPE: SECURITIES 31,683.00				02/06/2006	03/05/2009	
						-20,481.00		
26,034.00		3542. HSBC INVESTOR INTL EQUITY FD PROPERTY TYPE: SECURITIES 75,573.00				VAR	03/12/2009	
						-49,539.00		
28,551.00		304. GENENTECH INC PROPERTY TYPE: SECURITIES 28,102.00				VAR	03/13/2009	
						449.00		

**FORM 990-PF - PART IV
CAPITAL GAINS AND LOSSES FOR TAX ON INVESTMENT INCOME**

Kind of Property		Description				P or D	Date acquired	Date sold
Gross sale price less expenses of sale	Depreciation allowed/ allowable	Cost or other basis	FMV as of 12/31/69	Adj. basis as of 12/31/69	Excess of FMV over adj basis		Gain or (loss)	
53,439.00		569. GENENTECH INC PROPERTY TYPE: SECURITIES 47,745.00				04/03/2006	03/13/2009	
21,602.00		421. MARKET VECTORS DBL SHORT EUR PROPERTY TYPE: SECURITIES 22,502.00				01/29/2009	03/18/2009	
1,026.00		28. COVANCE INC PROPERTY TYPE: SECURITIES 1,131.00				12/12/2008	03/26/2009	
22,876.00		624. COVANCE INC PROPERTY TYPE: SECURITIES 28,275.00				04/29/2005	03/26/2009	
20,839.00		354. LABORATORY CORP AMER HLDGS PROPERTY TYPE: SECURITIES 27,921.00				09/19/2007	03/27/2009	
40,597.00		1673. SCHERING PLOUGH CORP PROPERTY TYPE: SECURITIES 50,290.00				10/25/2007	03/27/2009	
1,382.00		31. BALL CORP PROPERTY TYPE: SECURITIES 1,212.00				12/12/2008	04/02/2009	
30,635.00		687. BALL CORP PROPERTY TYPE: SECURITIES 30,410.00				02/07/2008	04/02/2009	
1,195.00		80. WELLS FARGO & CO NEW PROPERTY TYPE: SECURITIES 2,081.00				12/12/2008	04/07/2009	
26,763.00		1792. WELLS FARGO & CO NEW PROPERTY TYPE: SECURITIES 29,030.00				03/13/2000	04/07/2009	
21,995.00		303. PROSHARES SHORT S&P 500 PROPERTY TYPE: SECURITIES 22,852.00				04/07/2009	04/09/2009	

**FORM 990-PF - PART IV
CAPITAL GAINS AND LOSSES FOR TAX ON INVESTMENT INCOME**

Kind of Property		Description				P or D	Date acquired	Date sold
Gross sale price less expenses of sale	Depreciation allowed/ allowable	Cost or other basis	FMV as of 12/31/69	Adj. basis as of 12/31/69	Excess of FMV over adj basis		Gain or (loss)	
2,539.00		109. SCHERING PLOUGH CORP PROPERTY TYPE: SECURITIES 1,805.00					12/12/2008 734.00	05/08/2009
17,514.00		752. SCHERING PLOUGH CORP PROPERTY TYPE: SECURITIES 20,590.00					VAR -3,076.00	05/08/2009
31,136.00		1364. CHESAPEAKE ENERGY CORP PROPERTY TYPE: SECURITIES 43,854.00					VAR -12,718.00	05/11/2009
4,995.00		72. EXXON MOBIL CORP PROPERTY TYPE: SECURITIES 5,713.00					12/12/2008 -718.00	05/22/2009
6,283.00		422. PFIZER INC PROPERTY TYPE: SECURITIES 18,470.00					08/28/2000 -12,187.00	05/22/2009
1,799.00		43. QUALCOMM INC PROPERTY TYPE: SECURITIES 2,243.00					04/07/2006 -444.00	05/22/2009
13,719.00		242. 3M CO PROPERTY TYPE: SECURITIES 16,785.00					08/03/2006 -3,066.00	05/22/2009
20,834.00		681. CREE RESH INC PROPERTY TYPE: SECURITIES 10,422.00					12/30/2008 10,412.00	05/29/2009
50,277.00		943.467 HSBC BANK USA D I F TAXABLE BOND PROPERTY TYPE: SECURITIES 52,249.00					04/30/1991 -1,972.00	05/29/2009
34,748.00		6606. HSBC INVESTOR MID CAP FD Y-TRUST S PROPERTY TYPE: SECURITIES 57,994.00					VAR -23,246.00	06/01/2009
36,241.00		4009. HSBC INVESTOR SMALL CAP EQUITY FD PROPERTY TYPE: SECURITIES 47,547.00					05/31/2002 -11,306.00	06/02/2009

**FORM 990-PF - PART IV
CAPITAL GAINS AND LOSSES FOR TAX ON INVESTMENT INCOME**

Kind of Property		Description				P or D	Date acquired	Date sold
Gross sale price less expenses of sale	Depreciation allowed/ allowable	Cost or other basis	FMV as of 12/31/69	Adj. basis as of 12/31/69	Excess of FMV over adj basis		Gain or (loss)	
140,814.00		2627.135 HSBC BANK USA D I F TAXABLE BON PROPERTY TYPE: SECURITIES 145,012.00					04/30/1991 -4,198.00	06/30/2009
20,594.00		1293. VALERO REFNG & MARKETING CO PROPERTY TYPE: SECURITIES 31,786.00					02/09/2009 -11,192.00	07/08/2009
557.00		8. EXXON MOBIL CORP PROPERTY TYPE: SECURITIES 635.00					12/12/2008 -78.00	08/06/2009
21,086.00		303. EXXON MOBIL CORP PROPERTY TYPE: SECURITIES 10,844.00					03/18/1999 10,242.00	08/06/2009
28,034.00		466. FREEPORT-MCMORAN COPPER & GOLD B PROPERTY TYPE: SECURITIES 23,556.00					05/08/2009 4,478.00	09/02/2009
50,336.00		2488. SUNTRUST BKS INC PROPERTY TYPE: SECURITIES 34,144.00					05/22/2009 16,192.00	09/02/2009
28,068.00		1058. KRAFT FOODS INC CL A PROPERTY TYPE: SECURITIES 33,613.00					08/29/2007 -5,545.00	09/09/2009
37,489.00		1368. MCGRAW HILL INC PROPERTY TYPE: SECURITIES 34,553.00					VAR 2,936.00	09/10/2009
30,912.00		1034. STARWOOD HOTELS & RESORTS PROPERTY TYPE: SECURITIES 22,634.00					05/12/2009 8,278.00	09/10/2009
2,398.00		91. KRAFT FOODS INC CL A PROPERTY TYPE: SECURITIES 2,411.00					12/12/2008 -13.00	09/23/2009
25,455.00		966. KRAFT FOODS INC CL A PROPERTY TYPE: SECURITIES 29,543.00					VAR -4,088.00	09/23/2009

**FORM 990-PF - PART IV
CAPITAL GAINS AND LOSSES FOR TAX ON INVESTMENT INCOME**

Kind of Property		Description				P or D	Date acquired	Date sold
Gross sale price less expenses of sale	Depreciation allowed/ allowable	Cost or other basis	FMV as of 12/31/69	Adj basis as of 12/31/69	Excess of FMV over adj basis		Gain or (loss)	
41,886.00		594. CHEVRONTXACO CORP PROPERTY TYPE: SECURITIES 41,235.00					VAR 651.00	10/06/2009
21,537.00		286. MONSANTO CO PROPERTY TYPE: SECURITIES 23,111.00					VAR -1,574.00	10/09/2009
20,139.00		173. AMAZON COM INC PROPERTY TYPE: SECURITIES 14,352.00					VAR 5,787.00	10/23/2009
33,662.00		625. AMGEN PROPERTY TYPE: SECURITIES 29,233.00					04/03/2009 4,429.00	11/05/2009
29,300.00		677. PETROLEO BRASILEIRO SA SPONSORED AD PROPERTY TYPE: SECURITIES 23,758.00					05/29/2009 5,542.00	12/08/2009
63,438.00		1946. CVS CORP PROPERTY TYPE: SECURITIES 37,627.00					VAR 25,811.00	12/21/2009
44,829.00		503. EXPRESS SCRIPTS INC CL A PROPERTY TYPE: SECURITIES 17,857.00					VAR 26,972.00	12/21/2009
		CAPITAL GAIN DISTRIBUTION					3,711.00	
TOTAL GAIN(LOSS)					----- -310,432. =====	

FORM 990PF, PART I - OTHER INCOME
=====

DESCRIPTION -----	REVENUE AND EXPENSES PER BOOKS -----
FEDERAL TAX REFUND	5,606.
TOTALS	----- 5,606. =====

FORM 990PF, PART I - ACCOUNTING FEES
=====

DESCRIPTION	REVENUE AND EXPENSES PER BOOKS	NET INVESTMENT INCOME	ADJUSTED NET INCOME	CHARITABLE PURPOSES
ACCOUNTING PREP FEE	2,478.			2,478.
TOTALS	2,478.	NONE	NONE	2,478.

FORM 990PF, PART I - OTHER PROFESSIONAL FEES

DESCRIPTION	REVENUE AND EXPENSES PER BOOKS	CHARITABLE PURPOSES
LUTHER W. MILLER	26,700.	26,700.
TOTALS	26,700.	26,700.

FORM 990PF, PART I - TAXES

=====

DESCRIPTION	REVENUE AND EXPENSES PER BOOKS	NET INVESTMENT INCOME
-----	-----	-----
FOREIGN TAX	139.	579.
EST TAX 1ST QTR FY09	912.	
EST TAX 2ND QTR FY09	912.	
TOTALS	1,963.	579.
	=====	=====

FORM 990PF, PART I - OTHER EXPENSES

=====

DESCRIPTION	REVENUE AND EXPENSES PER BOOKS	NET INVESTMENT INCOME	CHARITABLE PURPOSES
CTF EXPENSE		668.	250.
NYS FILING FEE	250.		
TOTALS	250.	668.	250.

FRED AND FLOY WILLMOTT FOUNDATION 14-217520

22-2587484

FORM 990PF, PART II - CORPORATE STOCK

=====

DESCRIPTION	BEGINNING BOOK VALUE	ENDING BOOK VALUE	ENDING FMV
SEE ATTACHED STATEMENTS	2,537,839.	2,297,110.	2,837,701.
TOTALS	2,537,839.	2,297,110.	2,837,701.

FORM 990PF, PART II - OTHER INVESTMENTS

=====

DESCRIPTION	COST/ FMV		ENDING FMV
	C OR F	BOOK VALUE	
SEE ATTACHED STATEMENTS	C	2,334,735.	2,200,561.
TOTALS		2,334,735.	2,200,561.

STATE(S) WHERE THE FOUNDATION IS REGISTERED
=====

NY

FORM 990PF, PART VIII - LIST OF OFFICERS, DIRECTORS, AND TRUSTEES
=====

OFFICER NAME:

HSBC BANK USA

ADDRESS:

PO BOX 4203
BUFFALO, NY 14240

TITLE:

CO-TRUSTEE

COMPENSATION 51,873.

OFFICER NAME:

REV JOHN D COOKE

ADDRESS:

641 STOLLE ROAD
ELMA, NY 14059-9360

TITLE:

CO-TRUSTEE

COMPENSATION 10,121.

TOTAL COMPENSATION: 61,994.
=====

FRED AND FLOY WILLMOTT FOUNDATION 14-217520

22-2587484

990PF, PART VIII - COMPENSATION OF THE FIVE HIGHEST PAID EMPLOYEES

=====

EMPLOYEE NAME:

NONE

STATEMENT 10

XD576 2 000

DY8151 L736 05/10/2010 10:18:09

14-217520

32 -

990PF, PART VIII- COMPENSATION OF THE FIVE HIGHEST PAID PROFESSIONALS

=====

NAME:
NONE

RECIPIENT NAME:
LAKESIDE HEALTH SYSTEMS
ADDRESS:
156 WEST AVENUE
BROCKPORT, NY 14420
RELATIONSHIP:
NONE
PURPOSE OF GRANT:
GENERAL CHARITABLE PURPOSES
FOUNDATION STATUS OF RECIPIENT:
501(c)(3) PUBLIC CHARITY
AMOUNT OF GRANT PAID 1,500.

RECIPIENT NAME:
JOHN CALVIN PRESBYTERIAN CHURCH
ADDRESS:
50 WARD HILL ROAD
HENRIETTA, NY 14467
RELATIONSHIP:
NONE
PURPOSE OF GRANT:
REPAIRS
FOUNDATION STATUS OF RECIPIENT:
501(c)(3) PUBLIC CHARITY
AMOUNT OF GRANT PAID 3,000.

RECIPIENT NAME:
HOPE HALL
ADDRESS:
1612 BUFFALO ROAD
ROCHESTER, NY 14624
RELATIONSHIP:
NONE
PURPOSE OF GRANT:
GENERAL CHARITABLE PURPOSES
FOUNDATION STATUS OF RECIPIENT:
501(c)(3) PUBLIC CHARITY
AMOUNT OF GRANT PAID 2,500.

RECIPIENT NAME:
UNIVERSITY OF ROCHESTER
SCHOOL OF MEDICINE, BOX 270012
ADDRESS:
601 ELMWOOD AVENUE
ROCHESTER, NY 14627-0012
RELATIONSHIP:
NONE
PURPOSE OF GRANT:
GENERAL CHARITABLE PURPOSES
FOUNDATION STATUS OF RECIPIENT:
501(c)(3) PUBLIC CHARITY
AMOUNT OF GRANT PAID 4,000.

RECIPIENT NAME:
ROCHESTER REHABILITATION
CENTER, INC.
ADDRESS:
1000 ELMWOOD AVENUE
ROCHESTER, NY 14620
RELATIONSHIP:
NONE
PURPOSE OF GRANT:
GENERAL CHARITABLE PURPOSES
FOUNDATION STATUS OF RECIPIENT:
501(c)(3) PUBLIC CHARITY
AMOUNT OF GRANT PAID 2,500.

RECIPIENT NAME:
HOUSE OF MERCY
ADDRESS:
725 HUDSON AVENUE
ROCHESTER, NY 14621
RELATIONSHIP:
NONE
PURPOSE OF GRANT:
GENERAL CHARITABLE PURPOSES
FOUNDATION STATUS OF RECIPIENT:
501(c)(3) PUBLIC CHARITY
AMOUNT OF GRANT PAID 11,000.

RECIPIENT NAME:
PINES OF PEACE
ADDRESS:
2378 RIDGE ROAD
ONTARIO, NY 14519
RELATIONSHIP:
NONE
PURPOSE OF GRANT:
GENERAL CHARITABLE PURPOSES
FOUNDATION STATUS OF RECIPIENT:
501(c)(3) PUBLIC CHARITY
AMOUNT OF GRANT PAID 2,000.

RECIPIENT NAME:
GENESEE CENTER FOR ARTS
AND EDUCATION
ADDRESS:
713 MONROE AVENUE
ROCHESTER, NY 14607
RELATIONSHIP:
NONE
PURPOSE OF GRANT:
GENERAL CHARITABLE PURPOSES
FOUNDATION STATUS OF RECIPIENT:
501(c)(3) PUBLIC CHARITY
AMOUNT OF GRANT PAID 1,500.

RECIPIENT NAME:
DANIEL & FRIENDS SUMMER
CAMP INC
ADDRESS:
137 VALLEY GREEN DRIVE
PENFIELD, NY 14526
RELATIONSHIP:
NONE
PURPOSE OF GRANT:
GENERAL CHARITABLE PURPOSES
FOUNDATION STATUS OF RECIPIENT:
501(c)(3) PUBLIC CHARITY
AMOUNT OF GRANT PAID 2,000.

RECIPIENT NAME:
ROCHESTER CITY BALLET
ADDRESS:
1326 UNIVERSITY AVE
ROCHESTER, NY 14607
RELATIONSHIP:
NONE
PURPOSE OF GRANT:
GENERAL CHARITABLE PURPOSES
FOUNDATION STATUS OF RECIPIENT:
501(c)(3) PUBLIC CHARITY
AMOUNT OF GRANT PAID 2,500.

RECIPIENT NAME:
UNITY HEALTH SYSTEM
FOUNDATION
ADDRESS:
1555 LONG POND ROAD
ROCHESTER, NY 14626
RELATIONSHIP:
NONE
PURPOSE OF GRANT:
GENERAL CHARITABLE PURPOSES
FOUNDATION STATUS OF RECIPIENT:
501(c)(3) PUBLIC CHARITY
AMOUNT OF GRANT PAID 3,000.

RECIPIENT NAME:
LIFESPAN OF GREATER
ROCHESTER, INC.
ADDRESS:
1900 S. CLINTON AVENUE N
ROCHESTER, NY 13618
RELATIONSHIP:
NONE
PURPOSE OF GRANT:
GENERAL CHARITABLE PURPOSES
FOUNDATION STATUS OF RECIPIENT:
501(c)(3) PUBLIC CHARITY
AMOUNT OF GRANT PAID 3,000.

RECIPIENT NAME:
WESTERN NY CONFERENCE OF
UMC
ADDRESS:
131 JOHN MUIR DRIVE
WEST AMHERST, NY 14228-1147
RELATIONSHIP:
NONE
PURPOSE OF GRANT:
GENERAL CHARITABLE PURPOSES
FOUNDATION STATUS OF RECIPIENT:
501(c)(3) PUBLIC CHARITY
AMOUNT OF GRANT PAID 7,500.

RECIPIENT NAME:
ROCHESTER FRIENDLY HOME
ADDRESS:
3156 EAST AVE.
ROCHESTER, NY 14618
RELATIONSHIP:
NONE
PURPOSE OF GRANT:
GENERAL CHARITABLE PURPOSES
FOUNDATION STATUS OF RECIPIENT:
501(c)(3) PUBLIC CHARITY
AMOUNT OF GRANT PAID 5,000.

RECIPIENT NAME:
WRITERS AND BOOKS
ADDRESS:
740 UNIVERSITY AVENUE
ROCHESTER, NY 14607-1259
RELATIONSHIP:
NONE
PURPOSE OF GRANT:
GENERAL CHARITABLE PURPOSES
FOUNDATION STATUS OF RECIPIENT:
501(c)(3) PUBLIC CHARITY
AMOUNT OF GRANT PAID 2,500.

RECIPIENT NAME:
EMPIRE STATE COLLEGE
FOUNDATION
ADDRESS:
28 UNION AVE
SARASOTA SPRINGS, NY 12866-4390
RELATIONSHIP:
NONE
PURPOSE OF GRANT:
GENERAL CHARITABLE PURPOSES
FOUNDATION STATUS OF RECIPIENT:
501(c)(3) PUBLIC CHARITY
AMOUNT OF GRANT PAID 2,500.

RECIPIENT NAME:
AD COUNCIL OF ROCHESTER
ADDRESS:
274 N. GOODMAN STREET, SUITE B269
ROCHESTER, NY 14607
RELATIONSHIP:
NONE
PURPOSE OF GRANT:
GENERAL CHARITABLE PURPOSES
FOUNDATION STATUS OF RECIPIENT:
501(c)(3) PUBLIC CHARITY
AMOUNT OF GRANT PAID 1,000.

RECIPIENT NAME:
WILSON COMMENCEMENT
PARK
ADDRESS:
251 JOSEPH AVENUE
ROCHESTER, NY 14605
RELATIONSHIP:
NONE
PURPOSE OF GRANT:
GENERAL CHARITABLE PURPOSES
FOUNDATION STATUS OF RECIPIENT:
501(c)(3) PUBLIC CHARITY
AMOUNT OF GRANT PAID 2,000.

RECIPIENT NAME:
FAIRPORT BAPTIST HOME
ADDRESS:
4646 NINE MILE POINT ROAD
FAIRPORT, NY 14450
RELATIONSHIP:
NONE
PURPOSE OF GRANT:
GENERAL CHARITABLE PURPOSES
FOUNDATION STATUS OF RECIPIENT:
501(c)(3) PUBLIC CHARITY
AMOUNT OF GRANT PAID 3,500.

RECIPIENT NAME:
STEP BY STEP OF ROCHESTER
INC.
ADDRESS:
228 S. PLYMOUTH AVENUE
ROCHESTER, NY 14608
RELATIONSHIP:
NONE
PURPOSE OF GRANT:
GENERAL CHARITABLE PURPOSES
FOUNDATION STATUS OF RECIPIENT:
501(c)(3) PUBLIC CHARITY
AMOUNT OF GRANT PAID 2,500.

RECIPIENT NAME:
ALDRSGATE UNITED
METHODIST CHURCH
ADDRESS:
4115 DEWEY AVENUE
ROCHESTER, NY 14616
RELATIONSHIP:
NONE
PURPOSE OF GRANT:
GENERAL CHARITABLE PURPOSES
FOUNDATION STATUS OF RECIPIENT:
501(c)(3) PUBLIC CHARITY
AMOUNT OF GRANT PAID 10,000.

RECIPIENT NAME:
HOUGHTON COLLEGE
ADDRESS:
ONE WILLARD AVENUE
HOUGHTON, NY 14744
RELATIONSHIP:
NONE
PURPOSE OF GRANT:
GENERAL CHARITABLE PURPOSES
FOUNDATION STATUS OF RECIPIENT:
501(c)(3) PUBLIC CHARITY
AMOUNT OF GRANT PAID 1,231.

RECIPIENT NAME:
ST JOHN FISHER COLLEGE
ADDRESS:
3690 EAST AVENUE
ROCHESTER, NY 14618
RELATIONSHIP:
NONE
PURPOSE OF GRANT:
GENERAL CHARITABLE PURPOSES
FOUNDATION STATUS OF RECIPIENT:
501(c)(3) PUBLIC CHARITY
AMOUNT OF GRANT PAID 3,500.

RECIPIENT NAME:
GRACE URBAN MINISTRIES
ADDRESS:
858 DEWEY AVENUE
ROCHESTER, NY 14613-2097
RELATIONSHIP:
NONE
PURPOSE OF GRANT:
GENERAL CHARITABLE PURPOSES
FOUNDATION STATUS OF RECIPIENT:
501(c)(3) PUBLIC CHARITY
AMOUNT OF GRANT PAID 25,000.

RECIPIENT NAME:
RESEARCH FOUNDATION OF
SUNY-BROCKPORT
ADDRESS:
350 NEW CAMPUS DRIVE
BROCKPORT, NY 14420
RELATIONSHIP:
NONE
PURPOSE OF GRANT:
GENERAL CHARITABLE PURPOSES
FOUNDATION STATUS OF RECIPIENT:
501(c)(3) PUBLIC CHARITY
AMOUNT OF GRANT PAID 1,000.

RECIPIENT NAME:
PARTNERS IN COMMUNITY
DEVELOPMENT
ADDRESS:
45 MAXSON STREET
ROCHESTER, NY 14609
RELATIONSHIP:
NONE
PURPOSE OF GRANT:
GENERAL CHARITABLE PURPOSES
FOUNDATION STATUS OF RECIPIENT:
501(c)(3) PUBLIC CHARITY
AMOUNT OF GRANT PAID 2,500.

RECIPIENT NAME:
ARTS & CULTURAL COUNCIL
FOR GREATER ROCHESTER
ADDRESS:
277 NORTH GOODMAN STREET
ROCHESTER, NY 14607-1511
RELATIONSHIP:
NONE
PURPOSE OF GRANT:
GENERAL CHARITABLE PURPOSES
FOUNDATION STATUS OF RECIPIENT:
501(c)(3) PUBLIC CHARITY
AMOUNT OF GRANT PAID 1,000.

RECIPIENT NAME:
RIGHT ON SCHOOL
ST LUKE & ST SIMON EPISCOPAL CHURCH
ADDRESS:
17 S. FITZGERALD STREET
ROCHESTER, NY 14614
RELATIONSHIP:
NONE
PURPOSE OF GRANT:
GENERAL CHARITABLE PURPOSES
FOUNDATION STATUS OF RECIPIENT:
501(c)(3) PUBLIC CHARITY
AMOUNT OF GRANT PAID 2,000.

RECIPIENT NAME:
CHARLES FINNEY SCHOOL
ADDRESS:
2070 FIVE MILE LINE ROAD
PENFIELD, NY 14526
RELATIONSHIP:
NONE
PURPOSE OF GRANT:
GENERAL CHARITABLE PURPOSES
FOUNDATION STATUS OF RECIPIENT:
501(c)(3) PUBLIC CHARITY
AMOUNT OF GRANT PAID 1,500.

RECIPIENT NAME:
URBAN LEAGUE OF ROCHESTER, INC.
ADDRESS:
265 N. CLINTON AVENUE
ROCHESTER, NY 14605
RELATIONSHIP:
NONE
PURPOSE OF GRANT:
GENERAL CHARITABLE PURPOSES
FOUNDATION STATUS OF RECIPIENT:
501(c)(3) PUBLIC CHARITY
AMOUNT OF GRANT PAID 1,000.

=====

RECIPIENT NAME:

COMPEER, INC.

MONROE SQUARE

ADDRESS:

259 MONROE AVENUE

ROCHESTER, NY 14607

RELATIONSHIP:

NONE

PURPOSE OF GRANT:

GENERAL CHARITABLE PURPOSES

FOUNDATION STATUS OF RECIPIENT:

501(c)(3) PUBLIC CHARITY

AMOUNT OF GRANT PAID 3,000.

RECIPIENT NAME:

EAST HOUSE

ADDRESS:

1701 LAC DEVILLE BLVD

ROCHESTER, NY 14618-5663

RELATIONSHIP:

NONE

PURPOSE OF GRANT:

GENERAL CHARITABLE PURPOSES

FOUNDATION STATUS OF RECIPIENT:

501(c)(3) PUBLIC CHARITY

AMOUNT OF GRANT PAID 1,000.

RECIPIENT NAME:

COURT APPOINTED SPECIAL ADVOCATES

-CASA -HALL OF JUSTICE- FAM. COURT

ADDRESS:

HALL OF JUSTICE, FAM. COURT, RM 332

ROCHESTER, NY 14614

RELATIONSHIP:

NONE

PURPOSE OF GRANT:

GENERAL CHARITABLE PURPOSES

FOUNDATION STATUS OF RECIPIENT:

501(c)(3) PUBLIC CHARITY

AMOUNT OF GRANT PAID 1,500.

RECIPIENT NAME:
PROJECT U.N.I.Q.U.E., INC.
ADDRESS:
BRIGHTON STATION, P.O. BOX 10069
ROCHESTER, NY 14610
RELATIONSHIP:
NONE
PURPOSE OF GRANT:
GENERAL CHARITABLE PURPOSES
FOUNDATION STATUS OF RECIPIENT:
501(c)(3) PUBLIC CHARITY
AMOUNT OF GRANT PAID 3,500.

RECIPIENT NAME:
MUSCULAR DYSTROPHY
ASSOCIATION
ADDRESS:
7284 MAPLEWOOD AVENUE
LIMA, NY 14485
RELATIONSHIP:
NONE
PURPOSE OF GRANT:
GENERAL CHARITABLE PURPOSES
FOUNDATION STATUS OF RECIPIENT:
501(c)(3) PUBLIC CHARITY
AMOUNT OF GRANT PAID 2,000.

RECIPIENT NAME:
LIFETIME ASSISTANCE
FOUNDATION, INC.
ADDRESS:
425 PAUL ROAD
ROCHESTER, NY 14624
RELATIONSHIP:
NONE
PURPOSE OF GRANT:
GENERAL CHARITABLE PURPOSES
FOUNDATION STATUS OF RECIPIENT:
501(c)(3) PUBLIC CHARITY
AMOUNT OF GRANT PAID 2,000.

RECIPIENT NAME:
NATIONAL MULTIPLE SCLEROSIS SOCIETY
ATTN: RANDAL SIMONETTI
ADDRESS:
1650 SOUTH AVENUE - SUITE 100
ROCHESTER, NY 14620-3901
RELATIONSHIP:
NONE
PURPOSE OF GRANT:
GENERAL CHARITABLE PURPOSES
FOUNDATION STATUS OF RECIPIENT:
501(c)(3) PUBLIC CHARITY
AMOUNT OF GRANT PAID 3,000.

RECIPIENT NAME:
LEROY CHRISTIAN COMMUNITY
PROJECT
ADDRESS:
124 E MAIN STREET
LEROY, NY 14482
RELATIONSHIP:
NONE
PURPOSE OF GRANT:
GENERAL CHARITABLE PURPOSES
FOUNDATION STATUS OF RECIPIENT:
501(c)(3) PUBLIC CHARITY
AMOUNT OF GRANT PAID 2,500.

RECIPIENT NAME:
WESTSIDE HEALTH SERVICES
WOODWARD HEALTH CENTER
ADDRESS:
480 GENESEE STREET
ROCHESTER, NY 14611
RELATIONSHIP:
NONE
PURPOSE OF GRANT:
GENERAL CHARITABLE PURPOSES
FOUNDATION STATUS OF RECIPIENT:
501(c)(3) PUBLIC CHARITY
AMOUNT OF GRANT PAID 5,000.

RECIPIENT NAME:
SOJOURNER HOUSE
ADDRESS:
30 MILLBANK ST.
ROCHESTER, NY 14619
RELATIONSHIP:
NONE
PURPOSE OF GRANT:
GENERAL CHARITABLE PURPOSES
FOUNDATION STATUS OF RECIPIENT:
501(c)(3) PUBLIC CHARITY
AMOUNT OF GRANT PAID 2,000.

RECIPIENT NAME:
LITTLE THEATRE FILM SOCIETY, INC.
ADDRESS:
240 EAST AVENUE
ROCHESTER, NY 14604
RELATIONSHIP:
NONE
PURPOSE OF GRANT:
GENERAL CHARITABLE PURPOSES
FOUNDATION STATUS OF RECIPIENT:
501(c)(3) PUBLIC CHARITY
AMOUNT OF GRANT PAID 3,000.

RECIPIENT NAME:
JOHN CALVIN PRESBYTERIAN CHURCH
ADDRESS:
50 WARD HILL ROAD
HENRIETTA, NY 14467
RELATIONSHIP:
NONE
PURPOSE OF GRANT:
MODIFY CHURCH FOR NURSERY SCHOOL
FOUNDATION STATUS OF RECIPIENT:
501(c)(3) PUBLIC CHARITY
AMOUNT OF GRANT PAID 2,500.

RECIPIENT NAME:
SPIRITUS CHRISTI PRISON
OUTREACH INC.
ADDRESS:
934 CULVER RD
ROCHESTER, NY 14609
RELATIONSHIP:
NONE
PURPOSE OF GRANT:
GENERAL CHARITABLE PURPOSES
FOUNDATION STATUS OF RECIPIENT:
501(c)(3) PUBLIC CHARITY
AMOUNT OF GRANT PAID 1,500.

RECIPIENT NAME:
NORTHEASTERN SEMINARY
ADDRESS:
2265 WESTSIDE DRIVE
ROCHESTER, NY 14624
RELATIONSHIP:
NONE
PURPOSE OF GRANT:
GENERAL CHARITABLE PURPOSES
FOUNDATION STATUS OF RECIPIENT:
501(c)(3) PUBLIC CHARITY
AMOUNT OF GRANT PAID 5,000.

RECIPIENT NAME:
GRACE COMMUNITY VILLAGE, INC.
ADDRESS:
121 DRIVING PARK AVENUE
ROCHESTER, NY 14613
RELATIONSHIP:
NONE
PURPOSE OF GRANT:
GENERAL CHARITABLE PURPOSES
FOUNDATION STATUS OF RECIPIENT:
501(c)(3) PUBLIC CHARITY
AMOUNT OF GRANT PAID 12,000.

RECIPIENT NAME:
HERITAGE CHRISTIAN SERVICES INC.
ADDRESS:
349 WEST COMMERCIAL ST., SUITE 2795
EAST ROCHESTER, NY 14445
RELATIONSHIP:
NONE
PURPOSE OF GRANT:
GENERAL CHARITABLE PURPOSES
FOUNDATION STATUS OF RECIPIENT:
501(c)(3) PUBLIC CHARITY
AMOUNT OF GRANT PAID 3,000.

RECIPIENT NAME:
FAIRPORT UNITED METHODIST
CHURCH
RELATIONSHIP:
NONE
PURPOSE OF GRANT:
GENERAL CHARITABLE PURPOSES
FOUNDATION STATUS OF RECIPIENT:
501(c)(3) PUBLIC CHARITY
AMOUNT OF GRANT PAID 2,500.

RECIPIENT NAME:
ROCHESTER CHILDREN'S THEATRE INC
NAZARETH COLLEGE ARTS CENTER
ADDRESS:
4245 EAST AVENUE
ROCHESTER, NY 14607
RELATIONSHIP:
NONE
PURPOSE OF GRANT:
GENERAL CHARITABLE PURPOSES
FOUNDATION STATUS OF RECIPIENT:
501(c)(3) PUBLIC CHARITY
AMOUNT OF GRANT PAID 3,000.

RECIPIENT NAME:
BROCKPORT INTEGRATED SERVICE
COMM.
ADDRESS:
PO BOX 197
BROCKPORT, NY 14420
RELATIONSHIP:
NONE
PURPOSE OF GRANT:
GENERAL CHARITABLE PURPOSES
FOUNDATION STATUS OF RECIPIENT:
501(c)(3) PUBLIC CHARITY
AMOUNT OF GRANT PAID 1,500.

RECIPIENT NAME:
ROCHESTER BROADWAY
THEATRE
ADDRESS:
885 EAST MAIN STREET
ROCHESTER, NY 14605
RELATIONSHIP:
NONE
PURPOSE OF GRANT:
GENERAL CHARITABLE PURPOSES
FOUNDATION STATUS OF RECIPIENT:
501(c)(3) PUBLIC CHARITY
AMOUNT OF GRANT PAID 1,000.

RECIPIENT NAME:
LUTHERAN CHURCH / INCARNATE WORD
ADDRESS:
597 EAST AVE AT GOODMAN
ROCHESTER, NY 14607
RELATIONSHIP:
NONE
PURPOSE OF GRANT:
GENERAL CHARITABLE PURPOSES
FOUNDATION STATUS OF RECIPIENT:
501(c)(3) PUBLIC CHARITY
AMOUNT OF GRANT PAID 3,500.

=====

RECIPIENT NAME:

COLLEEN HENDRICK DANCE
THEATRE, INC

ADDRESS:

34 ELTON STREET
ROCHESTER, NY 14607

RELATIONSHIP:

NONE

PURPOSE OF GRANT:

GENERAL CHARITABLE PURPOSES

FOUNDATION STATUS OF RECIPIENT:

501(c)(3) PUBLIC CHARITY

AMOUNT OF GRANT PAID 1,000.

RECIPIENT NAME:

CHILDREN AWAITING PARENTS
ATTN: ELLEN SCALZO

ADDRESS:

595 BLOSSOM ROAD
ROCHESTER, NY 14610

RELATIONSHIP:

NONE

PURPOSE OF GRANT:

GENERAL CHARITABLE PURPOSES

FOUNDATION STATUS OF RECIPIENT:

501(c)(3) PUBLIC CHARITY

AMOUNT OF GRANT PAID 1,000.

RECIPIENT NAME:

JUNIOR ACHIEVEMENT OF
ROCHESTER NEW YORK AREA, INC.

ADDRESS:

259 MONROE AVENUE, SUITE 108
ROCHESTER, NY 14607

RELATIONSHIP:

NONE

PURPOSE OF GRANT:

GENERAL CHARITABLE PURPOSES

FOUNDATION STATUS OF RECIPIENT:

501(c)(3) PUBLIC CHARITY

AMOUNT OF GRANT PAID 6,000.

RECIPIENT NAME:
ADVOCACY CENTER, INC.
ADDRESS:
590 SOUTH AVENUE
ROCHESTER, NY 14620
RELATIONSHIP:
NONE
PURPOSE OF GRANT:
GENERAL CHARITABLE PURPOSES
FOUNDATION STATUS OF RECIPIENT:
501(c)(3) PUBLIC CHARITY
AMOUNT OF GRANT PAID 1,500.

RECIPIENT NAME:
ROCHESTER CITY SCHOOL DISTRICT
ADDRESS:
131 W. BROAD STREET
ROCHESTER, NY 14614
RELATIONSHIP:
NONE
PURPOSE OF GRANT:
GENERAL CHARITABLE PURPOSE
FOUNDATION STATUS OF RECIPIENT:
501(c)(3) PUBLIC CHARITY
AMOUNT OF GRANT PAID 4,000.

RECIPIENT NAME:
UNIVERSITY OF ROCHESTER
CANCER CENTER
ADDRESS:
110 OFFICE PARK WAY
PITTSFORD, NY 14534
RELATIONSHIP:
NONE
PURPOSE OF GRANT:
GENERAL CHARITABLE PURPOSES
FOUNDATION STATUS OF RECIPIENT:
501(c)(3) PUBLIC CHARITY
AMOUNT OF GRANT PAID 2,500.

RECIPIENT NAME:
GENESEE AREA CAMPUS MINISTRIES
UNIVERSITY OF ROCHESTER
ADDRESS:
320 WILSON BOULEVARD
ROCHESTER, NY 14627
RELATIONSHIP:
NONE
PURPOSE OF GRANT:
GENERAL CHARITABLE PURPOSES
FOUNDATION STATUS OF RECIPIENT:
501(c)(3) PUBLIC CHARITY
AMOUNT OF GRANT PAID 1,000.

RECIPIENT NAME:
EPISCOPAL CHURCH HOME
ADDRESS:
505 MT. HOPE AVENUE
ROCHESTER, NY 14620
RELATIONSHIP:
NONE
PURPOSE OF GRANT:
GENERAL CHARITABLE PURPOSES
FOUNDATION STATUS OF RECIPIENT:
501(c)(3) PUBLIC CHARITY
AMOUNT OF GRANT PAID 2,500.

RECIPIENT NAME:
CAMERON COMMUNITY MINISTRIES
ADDRESS:
48 CAMERON STREET
ROCHESTER, NY 14606
RELATIONSHIP:
NONE
PURPOSE OF GRANT:
GENERAL CHARITABLE PURPOSES
FOUNDATION STATUS OF RECIPIENT:
501(c)(3) PUBLIC CHARITY
AMOUNT OF GRANT PAID 1,500.

RECIPIENT NAME:
CENTER FOR YOUTH
ADDRESS:
905 MONROE AVENUE
ROCHESTER, NY 14620
RELATIONSHIP:
NONE
PURPOSE OF GRANT:
GENERAL CHARITABLE PURPOSES
FOUNDATION STATUS OF RECIPIENT:
501 (c)(3) PUBLIC CHARITY
AMOUNT OF GRANT PAID 1,500.

RECIPIENT NAME:
TOGETHERNESS IN LOVE COMMUNITY
ADDRESS:
1443 E. MAIN STREET
ROCHESTER, NY 14609
RELATIONSHIP:
NONE
PURPOSE OF GRANT:
GENERAL CHARITABLE PURPOSES
FOUNDATION STATUS OF RECIPIENT:
501 (c)(3) PUBLIC CHARITY
AMOUNT OF GRANT PAID 3,000.

RECIPIENT NAME:
JUDICIAL PROCESS
COMMISSION
ADDRESS:
285 ORMOND STREET
ROCHESTER, NY 14605
RELATIONSHIP:
NONE
PURPOSE OF GRANT:
GENERAL CHARITABLE PURPOSES
FOUNDATION STATUS OF RECIPIENT:
501 (c)(3) PUBLIC CHARITY
AMOUNT OF GRANT PAID 2,000.

RECIPIENT NAME:
ROCHESTER CITY BALLET
ADDRESS:
1326 UNIVERSITY AVENUE
ROCHESTER, NY 14607
RELATIONSHIP:
NONE
PURPOSE OF GRANT:
PETER AND WOLF PROGRAM
FOUNDATION STATUS OF RECIPIENT:
501(c)(3) PUBLIC CHARITY
AMOUNT OF GRANT PAID 2,500.

RECIPIENT NAME:
HOCHSTEIN SCHOOL OF MUSIC
ATTN: MARGARET QUACKENBUSH
ADDRESS:
50 N. PLYMOUTH AVE.
ROCHESTER, NY 14614
RELATIONSHIP:
NONE
PURPOSE OF GRANT:
GENERAL CHARITABLE PURPOSES
FOUNDATION STATUS OF RECIPIENT:
501(c)(3) PUBLIC CHARITY
AMOUNT OF GRANT PAID 9,000.

RECIPIENT NAME:
RAPA
ADDRESS:
727 E MAIN STREET
ROCHESTER, NY 14605
RELATIONSHIP:
NONE
PURPOSE OF GRANT:
GENERAL CHARITABLE PURPOSES
FOUNDATION STATUS OF RECIPIENT:
501(c)(3) PUBLIC CHARITY
AMOUNT OF GRANT PAID 3,500.

RECIPIENT NAME:
MERCY RESPITE FOR CARE GIVERS
SISTERS OF MERCY
ADDRESS:
435 E HENRIETTA ROAD
ROCHESTER, NY 14620
RELATIONSHIP:
NONE
PURPOSE OF GRANT:
GENERAL CHARITABLE CONTRIBUTIONS
FOUNDATION STATUS OF RECIPIENT:
501(c)(3) PUBLIC CHARITY
AMOUNT OF GRANT PAID 3,000.

RECIPIENT NAME:
ROCHESTER HEARING & SPEECH
CENTER
ADDRESS:
1000 ELMWOOD AVENUE SUITE 400
ROCHESTER, NY 14620-3092
RELATIONSHIP:
NONE
PURPOSE OF GRANT:
GENERAL CHARITABLE PURPOSES
FOUNDATION STATUS OF RECIPIENT:
501(c)(3) PUBLIC CHARITY
AMOUNT OF GRANT PAID 1,500.

RECIPIENT NAME:
HORIZONS AT HARLEY SCHOOL
ADDRESS:
1981 CLOVER STREET
ROCHESTER, NY 14618
RELATIONSHIP:
NONE
PURPOSE OF GRANT:
GENERAL CHARITABLE PURPOSES
FOUNDATION STATUS OF RECIPIENT:
501(c)(3) PUBLIC CHARITY
AMOUNT OF GRANT PAID 2,000.

RECIPIENT NAME:
COMMUNITY FOOD CUPBOARD
ROCHESTER
ADDRESS:
253 N. CLINTON AVENUE
ROCHESTER, NY 14604
RELATIONSHIP:
NONE
PURPOSE OF GRANT:
GENERAL CHARITABLE PURPOSES
FOUNDATION STATUS OF RECIPIENT:
501(c)(3) PUBLIC CHARITY
AMOUNT OF GRANT PAID 2,500.

RECIPIENT NAME:
SCARLET THREAD MINISTRIES
ADDRESS:
32 MILL STREET
SODUS, NY 14551
RELATIONSHIP:
NONE
PURPOSE OF GRANT:
GENERAL CHARITABLE PURPOSES
FOUNDATION STATUS OF RECIPIENT:
501(c)(3) PUBLIC CHARITY
AMOUNT OF GRANT PAID 1,000.

RECIPIENT NAME:
HUMANE SOCIETY OF GREATER ROCHESTER
ROCHESTER P.C.A. INC.
ADDRESS:
99 VICTOR ROAD
FAIRPORT, NY 14450
RELATIONSHIP:
NONE
PURPOSE OF GRANT:
GENERAL CHARITABLE PURPOSES
FOUNDATION STATUS OF RECIPIENT:
501(c)(3) PUBLIC CHARITY
AMOUNT OF GRANT PAID 1,000.

RECIPIENT NAME:

ALTERNATIVE FOR BATTERED WOMEN
WOMEN

ADDRESS:

PO BOX 39601
ROCHESTER, NY 14604

RELATIONSHIP:

NONE

PURPOSE OF GRANT:

GENERAL CHARITABLE PURPOSES

FOUNDATION STATUS OF RECIPIENT:

501(c)(3) PUBLIC CHARITY


AMOUNT OF GRANT PAID 1,250.




TOTAL GRANTS PAID:

232,481.
=====




PORTFOLIO SUMMARY

Total market value as of Nov. 30, 2009**	\$5,101,507.44
Additions	\$0.00
Withdrawals	(\$60,492.27)
Income received	\$16,142.01
Change in market value of account	\$60,676.12
Total market value as of Dec. 31, 2009**	\$5,117,833.30



-  1.55% Cash & Cash Equivalents
-  31.14% Fixed Income
-  67.31% Equities

Portfolio Asset Summary*

	Total Market Value**	% of Portfolio	Cost	Estimated Annual Income	Current Yield
 Cash & Cash Equivalents	\$79,571.08	1.55%	\$79,564.84	\$8	0.01%
 Fixed Income	\$1,593,632.06	31.14%	\$1,600,454.75	\$71,072	4.51%
 Equities	\$3,444,630.16	67.31%	\$2,880,553.38	\$52,526	1.53%
Total	\$5,117,833.30	100.00%	\$4,560,572.97	\$123,606	2.42%

Income Summary

	This Period	Year to Date	Realized	Year to Date
Dividends	\$10,184.58	\$51,548.28	\$5,783.85	(\$30,002.21)
Miscellaneous	\$5,957.43	\$78,570.24	\$52,783.36	(\$297,754.64)
Total	\$16,142.01	\$130,118.52	\$58,567.21	(\$327,756.85)

Net Gain/Loss Summary

	Net ST Gain/Loss	Net LT Gain/Loss	Total
	\$51,548.28	\$78,570.24	\$130,118.52
	(\$30,002.21)	(\$297,754.64)	(\$327,756.85)
Total	\$21,546.07	(\$219,184.40)	(\$197,638.33)

* All values reported in U.S. dollars
 ** Includes Accrued Income

PRINCIPAL PORTFOLIO

Asset Summary*	Total Market Value**	% of Portfolio	Cost	Estimated Annual Income	Current Yield
Cash & Cash Equivalents	\$64,289.04	1.26%	\$64,283.31	\$6	0.01%
Fixed Income	\$1,593,632.06	31.23%	\$1,600,454.75	\$71,072	4.51%
Equities	\$3,444,630.16	67.51%	\$2,880,553.38	\$52,526	1.53%
Total	\$5,102,551.26	100.00%	\$4,545,291.44	\$123,604	2.43%



* All values reported in U.S. dollars

** Includes Accrued Income

*** Prices are rounded to the nearest 100th decimal place for statement formatting purposes

CASH AND CASH EQUIVALENTS

Summary

	Total Market Value**	% of Portfolio	Estimated Annual Income
Taxable Money Market Funds	\$64,289.04	1.26%	\$6
Total	\$64,289.04	1.26%	\$6

Holdings*
 (Description sorted by type/alphabetical)

Taxable Money Market Funds

	Quantity	Cost	Price/Unit***	Market Value	Accrued Income	Estimated Annual Income	Current Yield
FIDELITY INSTL CASH U S GOVT PORT A (CUSIP # 609999CT2)	64,283.31	64,283.31	1.00	64,283.31	5.73	6	0.01%
Total Cash and Cash Equivalents		\$64,283.31		\$64,283.31	\$5.73	\$6	0.01%

* All values reported in U.S. dollars

** Includes Accrued Income

*** Prices are rounded to the nearest 100th decimal place for statement formatting purposes



FIXED INCOME

Summary

	Total Market Value**	% of Portfolio	Estimated Annual Income
Common & Collective Fds-Fxd IN	\$1,593,632.06	31.23%	\$71,072
Total	\$1,593,632.06	31.23%	\$71,072

Holdings*

(Description sorted by Maturity)

Common & Collective Fds-Fxd IN

	Par Value	Cost	Price/*** Unit	Market Value	Accrued Income	Total Market Value**	Estimated Annual Income	Current Yield
HSBC BANK USA NA DIVERSIFIED INVESTMENT FUND TAXABLE INCOME FUND (CUSIP #.568998AD0)	29,197.11	1,600,454.75	53.97	1,575,768.03	17,864.03	1,593,632.06	71,072	4.51%
Total Fixed Income		\$1,600,454.75		\$1,575,768.03	\$17,864.03	\$1,593,632.06	\$71,072	4.51%

* All values reported in U.S. dollars

** Includes Accrued Income

*** Prices are rounded to the nearest 100th decimal place for statement formatting purposes

EQUITIES

Summary

	Total Market Value**	% of Portfolio	Estimated Annual Income
ADR's			
Closed End Equity Mutual Funds	\$94,703.21	1.86%	\$1,449
Global/Intl Equity Mutual Fds	\$160,048.18	3.14%	\$4,188
Non-U.S. Common Stocks	\$175,062.09	3.43%	\$2,470
U.S. Common Stocks	\$101,687.78	1.99%	\$0
U.S. Equity Mutual Funds	\$2,742,998.03	53.76%	\$44,419
Total	\$3,444,630.16	67.51%	\$52,526

Holdings*
 (Description sorted by type/alphabetical)

ADR's

Description	Shares	Cost	Price/Unit***	Market Value	Accrued Income	Estimated Annual Income	Current Yield
CADBURY PLC SPONSORED AMERICAN DEPOSITORY RECEIPT (Ticker Symbol:CBY)	1,044.00	54,271.79	51.39	53,651.16	0.00	1,106	2.06%
PETROLEO BRASILEIRO SA PETROBRAS SPONSOR AMERICAN DEPOSITORY RECEIPT (Ticker Symbol:PBR/A)	964.00	33,830.22	42.39	40,863.96	188.09	343	0.84%

Closed End Equity Mutual Funds

ISHARES INC RUSSELL 2000 VALUE INDEX FD (Ticker Symbol: IWN)	1,334.00	72,377.90	58.04	77,425.36	0.00	2,010	2.60%
--	----------	-----------	-------	-----------	------	-------	-------

* All values reported in U.S. dollars
 ** Includes Accrued Income
 *** Prices are rounded to the nearest 100th decimal place for statement formatting purposes



EQUITIES

Holdings*
 (Description sorted by type/alphabetical)

Shares	Cost	Price/Unit***	Market Value	Accrued Income	Estimated Annual Income	Current Yield
Global/Intl Equity Mutual Fds						
1,253.00	80,211.29	65.94	82,622.82	0.00	2,178	2.64%
ISHARES S&P MIDCAP 400/BARRA VALUE INDEX FUND (Ticker Symbol:IJJ)						
10,626.69	167,456.65	12.51	132,939.89	0.00	2,051	1.54%
HSBC INVESTOR INTERNATIONAL EQUITY FUND CLASS I #11 (Ticker Symbol:RINEX)						
1,820.32	26,237.59	23.14	42,122.20	0.00	419	0.99%
MFS INTERNATIONAL GROWTH FUND (Ticker Symbol MQGIX)						
Non-U.S. Common Stocks						
1,144.00	43,476.07	40.70	46,560.80	0.00	0	0.00%
NOBLE CORP (Ticker Symbol:NE)						
3,078.00	51,443.55	17.91	55,126.98	0.00	0	0.00%
WEATHERFORD INTNTL LTD (Ticker Symbol WFT)						
U.S. Common Stocks						
933.00	55,141.96	53.99	50,372.67	0.00	1,493	2.96%
ABBOTT LABS (Ticker Symbol:ABT)						
3,256.00	42,978.22	16.12	52,486.72	0.00	391	0.74%
ALCOA INC COM (Ticker Symbol AA)						
520.00	36,970.00	134.52	69,950.40	0.00	0	0.00%
AMAZON.COM INC (Ticker Symbol:AMZN)						
482.00	38,063.05	210.73	101,571.86	0.00	0	0.00%
APPLE INC (Ticker Symbol AAPL)						
2,042.00	63,399.76	28.03	57,237.26	0.00	3,431	5.99%
AT & T INC (Ticker Symbol:T)						

* All values reported in U.S. dollars

** Includes Accrued Income

*** Prices are rounded to the nearest 100th decimal place for statement formatting purposes

EQUITIES

Holdings*
 (Description sorted by type/alphabetical)

	Shares	Cost	Price/Unit***	Market Value	Accrued Income	Estimated Annual Income	Current Yield
BANK OF AMERICA CORP (Ticker Symbol:BAC)	2,327.00	38,624.84	15.06	35,044.62	0.00	93	0.27%
BOEING CO (Ticker Symbol:BA)	1,028.00	53,123.49	54.13	55,645.64	0.00	1,727	3.10%
CATERPILLAR INC (Ticker Symbol:CAT)	1,207.00	38,984.87	56.99	68,786.93	0.00	2,028	2.95%
CELGENE CORP (Ticker Symbol:CELG)	530.00	20,300.39	55.68	29,510.40	0.00	0	0.00%
CISCO SYSTEMS INC (Ticker Symbol:CSCO)	2,773.00	41,518.60	23.94	66,385.62	0.00	0	0.00%
CME GROUP INC. (Ticker Symbol:CME)	89.00	27,015.02	335.96	29,900.44	0.00	409	1.37%
COACH INC (Ticker Symbol:COH)	1,097.00	34,730.65	36.53	40,073.41	0.00	329	0.82%
COCA COLA CO (Ticker Symbol:KO)	980.00	51,087.91	57.00	55,860.00	0.00	1,607	2.88%
COLGATE PALMOLIVE CO (Ticker Symbol:CL)	755.00	35,027.32	82.15	62,023.25	0.00	1,329	2.14%
CREE INC (Ticker Symbol:CREE)	767.00	11,737.71	56.37	43,235.79	0.00	0	0.00%
DANAHER CORP (Ticker Symbol:DHR)	864.00	66,989.91	75.20	64,972.80	34.56	138	0.21%
DISNEY WALT CO NEW (Ticker Symbol:DIS)	2,067.00	60,085.99	32.25	66,660.75	723.45	723	1.08%
ECOLAB INC (Ticker Symbol:ECL)	890.00	41,154.13	44.58	39,676.20	137.95	552	1.39%

* All values reported in U.S. dollars

** Includes Accrued Income

*** Prices are rounded to the nearest 100th decimal place for statement formatting purposes



EQUITIES

Holdings*
 (Description sorted by type/alphabetical)

	Shares	Cost	Price/Unit***	Market Value	Accrued Income	Estimated Annual Income	Current Yield
ELECTRONIC ARTS INC (Ticker Symbol: ERTS)	2,156.00	37,591.85	17.75	38,269.00	0.00	0	0.00%
EXPRESS SCRIPTS INC CL A (Ticker Symbol: ESRX)	447.00	14,997.85	86.42	38,629.74	0.00	0	0.00%
EXXON MOBIL CORPORATION (Ticker Symbol: XOM)	1,489.00	53,287.35	68.19	101,534.91	0.00	2,502	2.46%
GENERAL ELECTRIC CORP (Ticker Symbol: GE)	2,580.00	8,876.96	15.13	39,035.40	258.00	1,032	2.64%
GILEAD SCIENCES INC (Ticker Symbol: GILD)	896.00	39,403.19	43.27	38,769.92	0.00	0	0.00%
GOLDMAN SACHS GROUP INC (Ticker Symbol: GS)	406.00	39,278.90	168.84	68,549.04	0.00	568	0.83%
GOOGLE INC-CL A (Ticker Symbol: GOOG)	154.00	65,821.22	619.98	95,476.92	0.00	0	0.00%
INTL. BUSINESS MACHINES CORP (Ticker Symbol: IBM)	318.00	29,268.88	130.90	41,626.20	0.00	700	1.68%
ITT CORPORATION (Ticker Symbol: ITT)	1,796.00	71,055.59	49.74	89,333.04	381.65	1,527	1.71%
JOHNSON & JOHNSON (Ticker Symbol: JNJ)	1,055.00	58,791.14	64.41	67,952.55	0.00	2,068	3.04%
JP MORGAN CHASE & CO (Ticker Symbol: JPM)	1,657.00	65,783.75	41.67	69,047.19	0.00	331	0.48%
KLA-TENCOR CORP (Ticker Symbol: KLAC)	828.00	33,316.14	36.16	29,940.48	0.00	497	1.66%
LABORATORY CORP AMERICA HOLDINGS (Ticker Symbol: LH)	536.00	41,401.29	74.84	40,114.24	0.00	0	0.00%

* All values reported in U.S. dollars
 ** Includes Accrued Income
 *** Prices are rounded to the nearest 100th decimal place for statement formatting purposes

EQUITIES

Holdings*
 (Description sorted by type/alphabetical)

	Shares	Cost	Price/Unit***	Market Value	Accrued Income	Estimated Annual Income	Current Yield
LILLY ELI & CO (Ticker Symbol: LLY)	980.00	33,784.22	35.71	34,995.80	0.00	1,921	5.49%
LOWES COS INC (Ticker Symbol: LOW)	1,967.00	55,766.93	23.39	46,008.13	0.00	708	1.54%
MERCK & CO INC (Ticker Symbol: MRK)	1,522.00	57,577.31	36.54	55,613.88	0.00	2,313	4.16%
MICROSOFT CORP (Ticker Symbol: MSFT)	3,356.00	108,886.09	30.48	102,290.88	0.00	1,745	1.71%
MORGAN STANLEY (Ticker Symbol: MS)	1,741.00	39,741.73	29.60	51,533.60	0.00	348	0.68%
OCCIDENTAL PETE CORP (Ticker Symbol: OXY)	745.00	33,651.33	81.35	60,605.75	245.85	983	1.62%
PEPSICO INC (Ticker Symbol: PEP)	711.00	42,938.36	60.80	43,228.80	0.00	1,280	2.96%
PFIZER INC (Ticker Symbol: PFE)	1,400.00	43,630.92	18.19	25,466.00	0.00	1,008	3.96%
PRAXAIR INC (Ticker Symbol: PX)	751.00	42,483.29	80.31	60,312.81	0.00	1,202	1.99%
PROCTER & GAMBLE CO (Ticker Symbol: PG)	878.00	48,946.40	60.63	53,233.14	0.00	1,545	2.90%
QUALCOMM INC (Ticker Symbol: QCOM)	1,300.00	52,523.07	46.26	60,138.00	0.00	884	1.47%
RAYTHEON COMPANY (Ticker Symbol: RTN)	890.00	33,065.98	51.52	45,852.80	275.90	1,104	2.41%
REGIONS FINANCIAL CORP (Ticker Symbol: RF)	5,884.00	40,155.95	5.29	31,126.36	58.84	235	0.76%

* All values reported in U.S. dollars

** Includes Accrued Income

*** Prices are rounded to the nearest 100th decimal place for statement formatting purposes



EQUITIES

Holdings*
 (Description sorted by type/alphabetical)

Holdings*	Shares	Cost	Price/Unit***	Market Value	Accrued Income	Estimated Annual Income	Current Yield
T ROWE PRICE GROUP INC (Ticker Symbol:TROW)	1,230.00	45,623.91	53.25	65,497.50	0.00	1,230	1.88%
TARGET CORP (Ticker Symbol:TGT)	923.00	48,753.14	48.37	44,645.51	0.00	628	1.41%
TRAVELERS COMPANIES INC (Ticker Symbol:TRV)	1,028.00	40,033.40	49.86	51,256.08	0.00	1,357	2.65%
UNITED TECHNOLOGIES CORP (Ticker Symbol:UTX)	565.00	31,314.96	69.41	39,216.65	0.00	870	2.22%
VISA INC--CLASS A (Ticker Symbol:V)	716.00	40,156.36	87.46	62,621.36	0.00	358	0.57%
VULCAN MATLS CO (Ticker Symbol:VMC)	817.00	38,568.41	52.67	43,031.39	0.00	817	1.90%
3M CO (Ticker Symbol:MMM)	200.00	13,598.42	82.67	16,534.00	0.00	408	2.47%

U.S. Equity Mutual Funds

FIDELITY ADVISOR MID CAP II FUND (Ticker Symbol:FIMX)	2,835.88	34,803.37	14.31	40,581.44	0.00	0	0.00%
HSBC INVESTOR MID-CAP FUND CLASS 1 #49 (Ticker Symbol:HMCTX)	6,605.51	31,262.82	6.34	41,878.93	0.00	0	0.00%
HSBC INVESTOR OPPORTUNITY FUND CLASS 1 #10 (Ticker Symbol:RESCX)	4,008.65	41,697.29	10.98	44,014.98	0.00	0	0.00%

* All values reported in U.S. dollars
 ** Includes Accrued Income
 *** Prices are rounded to the nearest 100th decimal place for statement formatting purposes

EQUITIES

Holdings*
 (Description sorted by type/alphabetical)

Holdings*	Shares	Cost	Price/Unit***	Market Value	Accrued Income	Estimated Annual Income	Current Yield
LORD ABBETT DEVELOPING GROWTH FUND (Ticker Symbol:LADYX)	2,649.00	36,476.73	16.48	43,655.52	0.00	0	0.00%
Total Equities		\$2,880,553.38		\$3,442,325.87	\$2,304.29	\$52,526	1.53%

* All values reported in U.S. dollars

** Includes Accrued Income

*** Prices are rounded to the nearest 100th decimal place for statement formatting purposes

INVESTED INCOME PORTFOLIO

Asset Summary*	Total Market Value**	% of Portfolio	Cost	Estimated Annual Income	Current Yield
Cash & Cash Equivalents	\$15,282.04	100.00%	\$15,281.53	\$2	0.01%
Total	\$15,282.04	100.00%	\$15,281.53	\$2	0.01%



* All values reported in U.S. dollars
 ** Includes Accrued Income
 *** Prices are rounded to the nearest 100th decimal place for statement formatting purposes