



See a Social Security Number? Say Something!
Report Privacy Problems to <https://public.resource.org/privacy>
Or call the IRS Identity Theft Hotline at 1-800-908-4490



Form **990-PF**

Return of Private Foundation
or Section 4947(a)(1) Nonexempt Charitable Trust
Treated as a Private Foundation

OMB No 1545-0052

2009

Department of the Treasury
Internal Revenue Service (77)

Note: The foundation may be able to use a copy of this return to satisfy state reporting requirements

For calendar year **2009**, or tax year beginning _____, and ending _____

G Check all that apply: Initial return Initial return of a former public charity Final return
 Amended return Address change Name change

Use the IRS label. Otherwise, print or type See Specific Instructions.	Name of foundation THE DOMINUS NIHIL FOUNDATION		A Employer identification number 20-8104194
	Number and street (or P O box number if mail is not delivered to street address)	Room/suite	B Telephone number (see page 10 of the instructions) (609)274-6968
	City or town, state, and ZIP code Pennington NJ 08534-1525		C If exemption application is pending, check here <input type="checkbox"/>
H Check type of organization: <input checked="" type="checkbox"/> Section 501(c)(3) exempt private foundation <input type="checkbox"/> Section 4947(a)(1) nonexempt charitable trust <input type="checkbox"/> Other taxable private foundation		D 1 Foreign organizations, check here <input type="checkbox"/> 2 Foreign organizations meeting the 85% test, check here and attach computation <input type="checkbox"/>	
I Fair market value of all assets at end of year (from Part II, col (c), line 16) ▶ \$ 1,027,684		E If private foundation status was terminated under section 507(b)(1)(A), check here <input type="checkbox"/>	
J Accounting method: <input checked="" type="checkbox"/> Cash <input type="checkbox"/> Accrual <input type="checkbox"/> Other (specify) _____		F If the foundation is in a 60-month termination under section 507(b)(1)(B), check here <input type="checkbox"/>	

Part I Analysis of Revenue and Expenses (The total of amounts in columns (b), (c), and (d) may not necessarily equal the amounts in column (a) (see page 11 of the instructions))		(a) Revenue and expenses per books	(b) Net investment income	(c) Adjusted net income	(d) Disbursements for charitable purposes (cash basis only)
Revenue	1 Contributions, gifts, grants, etc., received (attach schedule)				
	2 Check <input type="checkbox"/> if the foundation is not required to attach Sch. B				
	3 Interest on savings and temporary cash investments	0	0		
	4 Dividends and interest from securities	29,482	27,010		
	5 a Gross rents		0		
	b Net rental income or (loss) 0				
	6 a Net gain or (loss) from sale of assets not on line 10	-81,565			
	b Gross sales price for all assets on line 6a 784,945				
	7 Capital gain net income (from Part IV, line 2)		0		
	8 Net short-term capital gain			0	
	9 Income modifications				
	10 a Gross sales less returns and allowances 0				
b Less Cost of goods sold 0					
c Gross profit or (loss) (attach schedule)	0				
11 Other income (attach schedule)	71	-4	0		
12 Total. Add lines 1 through 11	-52,012	27,006	0		
Operating Expenses	13 Compensation of officers, directors, trustees, etc	0			
	14 Other employee salaries and wages				
	15 Pension plans, employee benefits				
	16 a Legal fees (attach schedule)	170	153	0	17
	b Accounting fees (attach schedule)	6,000	0	0	6,000
	c Other professional fees (attach schedule)	13,472	11,223	0	1,347
	17 Interest				
	18 Taxes (attach schedule) (see page 14 of the instructions)	210	210	0	0
	19 Depreciation (attach schedule) and depletion	0	0	0	
	20 Occupancy				
	21 Travel, conferences, and meetings				
	22 Printing and publications				
	23 Other expenses (attach schedule)	254	244	0	10
	24 Total operating and administrative expenses. Add lines 13 through 23	20,106	11,830	0	7,374
	25 Contributions, gifts, grants paid	95,000			95,000
26 Total expenses and disbursements. Add lines 24 and 25	115,106	11,830	0	102,374	
27 Subtract line 26 from line 12					
a Excess of revenue over expenses and disbursements	-167,118				
b Net investment income (if negative, enter -0-)		15,176			
c Adjusted net income (if negative, enter -0-)			0		

For Privacy Act and Paperwork Reduction Act Notice, see page 30 of the instructions

Form 990-PF (2009)

(HTA)

614 312

Part II Balance Sheets		Attached schedules and amounts in the description column should be for end-of-year amounts only (See instructions)			
		Beginning of year (a) Book Value	End of year (b) Book Value (c) Fair Market Value		
Assets	1	Cash—non-interest-bearing	3,533	56,771	56,771
	2	Savings and temporary cash investments	90,340	32,120	32,120
	3	Accounts receivable			
		Less allowance for doubtful accounts	0	0	0
	4	Pledges receivable			
		Less allowance for doubtful accounts	0	0	0
	5	Grants receivable			
	6	Receivables due from officers, directors, trustees, and other disqualified persons (attach schedule) (see page 15 of the instructions)	0	0	0
	7	Other notes and loans receivable (attach schedule)			
		Less allowance for doubtful accounts	0	0	0
	8	Inventories for sale or use		0	
	9	Prepaid expenses and deferred charges		0	
	10 a	Investments—U S and state government obligations (attach schedule)	0	0	0
	b	Investments—corporate stock (attach schedule)	32,792	41,289	39,860
	c	Investments—corporate bonds (attach schedule)	0	0	0
	11	Investments—land, buildings, and equipment basis			
	Less accumulated depreciation (attach schedule)	0	0	0	
12	Investments—mortgage loans				
13	Investments—other (attach schedule)	1,050,287	884,121	954,375	
14	Land, buildings, and equipment basis				
	Less accumulated depreciation (attach schedule)	0	0	0	
15	Other assets (describe)	0	0	0	
16	Total assets (to be completed by all filers—see the instructions Also, see page 1, item I)	1,176,952	1,014,301	1,083,126	
Liabilities	17	Accounts payable and accrued expenses		0	
	18	Grants payable			
	19	Deferred revenue		0	
	20	Loans from officers, directors, trustees, and other disqualified persons	0	0	
	21	Mortgages and other notes payable (attach schedule)	0	0	
	22	Other liabilities (describe)	0	0	
	23	Total liabilities (add lines 17 through 22)	0	0	
Net Assets or Fund Balances	Foundations that follow SFAS 117, check here and complete lines 24 through 26 and lines 30 and 31. <input type="checkbox"/>				
	24	Unrestricted			
	25	Temporarily restricted			
	26	Permanently restricted			
	Foundations that do not follow SFAS 117, check here and complete lines 27 through 31. <input checked="" type="checkbox"/>				
	27	Capital stock, trust principal, or current funds	1,176,952	1,014,301	
	28	Paid-in or capital surplus, or land, bldg, and equipment fund			
29	Retained earnings, accumulated income, endowment, or other funds				
30	Total net assets or fund balances (see page 17 of the instructions)	1,176,952	1,014,301		
31	Total liabilities and net assets/fund balances (see page 17 of the instructions)	1,176,952	1,014,301		

Part III Analysis of Changes in Net Assets or Fund Balances		
1	Total net assets or fund balances at beginning of year—Part II, column (a), line 30 (must agree with end-of-year figure reported on prior year's return)	1,176,952
2	Enter amount from Part I, line 27a	-167,118
3	Other increases not included in line 2 (itemize) See Attached Statement	7,035
4	Add lines 1, 2, and 3	1,016,869
5	Decreases not included in line 2 (itemize) See Attached Statement	2,568
6	Total net assets or fund balances at end of year (line 4 minus line 5)—Part II, column (b), line 30	1,014,301

Part IV Capital Gains and Losses for Tax on Investment Income

(a) List and describe the kind(s) of property sold (e.g., real estate, 2-story brick warehouse, or common stock, 200 shs MLC Co)		(b) How acquired P—Purchase D—Donation	(c) Date acquired (mo., day, yr.)	(d) Date sold (mo., day, yr.)
1a See Attached Statement				
b				
c				
d				
e				
(e) Gross sales price	(f) Depreciation allowed (or allowable)	(g) Cost or other basis plus expense of sale	(h) Gain or (loss) (e) plus (f) minus (g)	
a 0	0	0	0	
b 0	0	0	0	
c 0	0	0	0	
d 0	0	0	0	
e 0	0	0	0	
Complete only for assets showing gain in column (h) and owned by the foundation on 12/31/69			(l) Gains (Col (h) gain minus col (k), but not less than -0-) or Losses (from col (h))	
(i) FMV as of 12/31/69	(j) Adjusted basis as of 12/31/69	(k) Excess of col (i) over col (j), if any		
a 0	0	0	0	
b 0	0	0	0	
c 0	0	0	0	
d 0	0	0	0	
e 0	0	0	0	
2 Capital gain net income or (net capital loss) { If gain, also enter in Part I, line 7 If (loss), enter -0- in Part I, line 7 }		2	-81,565	
3 Net short-term capital gain or (loss) as defined in sections 1222(5) and (6) If gain, also enter in Part I, line 8, column (c) (see pages 13 and 17 of the instructions) If (loss), enter -0- in Part I, line 8		3	0	

Part V Qualification Under Section 4940(e) for Reduced Tax on Net Investment Income

(For optional use by domestic private foundations subject to the section 4940(a) tax on net investment income)

If section 4940(d)(2) applies, leave this part blank

Was the foundation liable for the section 4942 tax on the distributable amount of any year in the base period? Yes No

If "Yes," the foundation does not qualify under section 4940(e) Do not complete this part

1 Enter the appropriate amount in each column for each year, see page 18 of the instructions before making any entries

(a) Base period years Calendar year (or tax year beginning in)	(b) Adjusted qualifying distributions	(c) Net value of noncharitable-use assets	(d) Distribution ratio (col (b) divided by col (c))
2008	52,295	1,220,078	0.042862
2007	240,664	1,464,141	0.164372
2006		1,476,740	0.000000
2005			0.000000
2004			0.000000
2 Total of line 1, column (d)			2 0.207234
3 Average distribution ratio for the 5-year base period—divide the total on line 2 by 5, or by the number of years the foundation has been in existence if less than 5 years			3 0.069078
4 Enter the net value of noncharitable-use assets for 2009 from Part X, line 5			4 1,009,561
5 Multiply line 4 by line 3			5 69,738
6 Enter 1% of net investment income (1% of Part I, line 27b)			6 152
7 Add lines 5 and 6			7 69,890
8 Enter qualifying distributions from Part XII, line 4 If line 8 is equal to or greater than line 7, check the box in Part VI, line 1b, and complete that part using a 1% tax rate See the Part VI instructions on page 18			8 102,374

Part VI Excise Tax Based on Investment Income (Section 4940(a), 4940(b), 4940(e), or 4948—see page 18 of the instructions)

1 a Exempt operating foundations described in section 4940(d)(2), check here <input type="checkbox"/> and enter "N/A" on line 1 Date of ruling or determination letter _____ (attach copy of letter if necessary—see instructions)	1	152
b Domestic foundations that meet the section 4940(e) requirements in Part V, check here <input checked="" type="checkbox"/> and enter 1% of Part I, line 27b		
c All other domestic foundations enter 2% of line 27b Exempt foreign organizations enter 4% of Part I, line 12, col (b)		
2 Tax under section 511 (domestic section 4947(a)(1) trusts and taxable foundations only Others enter -0-)	2	0
3 Add lines 1 and 2	3	152
4 Subtitle A (income) tax (domestic section 4947(a)(1) trusts and taxable foundations only Others enter -0-)	4	
5 Tax based on investment income. Subtract line 4 from line 3 If zero or less, enter -0-	5	152
6 Credits/Payments		
a 2009 estimated tax payments and 2008 overpayment credited to 2009	6a	330
b Exempt foreign organizations—tax withheld at source	6b	
c Tax paid with application for extension of time to file (Form 8868)	6c	0
d Backup withholding erroneously withheld	6d	
7 Total credits and payments Add lines 6a through 6d	7	330
8 Enter any penalty for underpayment of estimated tax Check here <input type="checkbox"/> if Form 2220 is attached	8	0
9 Tax due. If the total of lines 5 and 8 is more than line 7, enter amount owed	9	0
10 Overpayment. If line 7 is more than the total of lines 5 and 8, enter the amount overpaid	10	178
11 Enter the amount of line 10 to be Credited to 2010 estimated tax Refunded	11	26

Part VII-A Statements Regarding Activities

	Yes	No
1 a During the tax year, did the foundation attempt to influence any national, state, or local legislation or did it participate or intervene in any political campaign?		X
b Did it spend more than \$100 during the year (either directly or indirectly) for political purposes (see page 19 of the instructions for definition)? <i>If the answer is "Yes" to 1a or 1b, attach a detailed description of the activities and copies of any materials published or distributed by the foundation in connection with the activities</i>		X
c Did the foundation file Form 1120-POL for this year?		X
d Enter the amount (if any) of tax on political expenditures (section 4955) imposed during the year (1) On the foundation \$ _____ (2) On foundation managers \$ _____		
e Enter the reimbursement (if any) paid by the foundation during the year for political expenditure tax imposed on foundation managers \$ _____		
2 Has the foundation engaged in any activities that have not previously been reported to the IRS? <i>If "Yes," attach a detailed description of the activities</i>		X
3 Has the foundation made any changes, not previously reported to the IRS, in its governing instrument, articles of incorporation, or bylaws, or other similar instruments? <i>If "Yes," attach a conformed copy of the changes</i>		X
4 a Did the foundation have unrelated business gross income of \$1,000 or more during the year?		X
b If "Yes," has it filed a tax return on Form 990-T for this year?	N/A	
5 Was there a liquidation, termination, dissolution, or substantial contraction during the year? <i>If "Yes," attach the statement required by General Instruction T</i>		X
6 Are the requirements of section 508(e) (relating to sections 4941 through 4945) satisfied either • By language in the governing instrument, or • By state legislation that effectively amends the governing instrument so that no mandatory directions that conflict with the state law remain in the governing instrument?	X	
7 Did the foundation have at least \$5,000 in assets at any time during the year? <i>If "Yes," complete Part II, col (c), and Part XV</i>	X	
8 a Enter the states to which the foundation reports or with which it is registered (see page 19 of the instructions) CA		
b If the answer is "Yes" to line 7, has the foundation furnished a copy of Form 990-PF to the Attorney General (or designate) of each state as required by General Instruction G? <i>If "No," attach explanation</i>	X	
9 Is the foundation claiming status as a private operating foundation within the meaning of section 4942(j)(3) or 4942(j)(5) for calendar year 2009 or the taxable year beginning in 2009 (see instructions for Part XIV on page 27)? <i>If "Yes," complete Part XIV</i>		X
10 Did any persons become substantial contributors during the tax year? <i>If "Yes," attach a schedule listing their names and addresses</i>		X

Part VII-A Statements Regarding Activities (continued)

11	At any time during the year, did the foundation, directly or indirectly, own a controlled entity within the meaning of section 512(b)(13)? If "Yes," attach schedule (see page 20 of the instructions)	11		X
12	Did the foundation acquire a direct or indirect interest in any applicable insurance contract before August 17, 2008?	12		X
13	Did the foundation comply with the public inspection requirements for its annual returns and exemption application? Website address ▶ N/A	13	X	
14	The books are in care of ▶ MLTC, a division of Bank of America, N A Telephone no ▶ 609-274-6968 Located at ▶ 1300 Merrill Lynch Drive Pennington NJ ZIP+4 ▶ 08534-1525			
15	Section 4947(a)(1) nonexempt charitable trusts filing Form 990-PF in lieu of Form 1041—Check here and enter the amount of tax-exempt interest received or accrued during the year ▶ 15			<input type="checkbox"/>

Part VII-B Statements Regarding Activities for Which Form 4720 May Be Required

File Form 4720 if any item is checked in the "Yes" column, unless an exception applies.

		Yes	No
1a	During the year did the foundation (either directly or indirectly)		
	(1) Engage in the sale or exchange, or leasing of property with a disqualified person? <input type="checkbox"/> Yes <input checked="" type="checkbox"/> No		
	(2) Borrow money from, lend money to, or otherwise extend credit to (or accept it from) a disqualified person? <input type="checkbox"/> Yes <input checked="" type="checkbox"/> No		
	(3) Furnish goods, services, or facilities to (or accept them from) a disqualified person? <input type="checkbox"/> Yes <input checked="" type="checkbox"/> No		
	(4) Pay compensation to, or pay or reimburse the expenses of, a disqualified person? <input type="checkbox"/> Yes <input checked="" type="checkbox"/> No		
	(5) Transfer any income or assets to a disqualified person (or make any of either available for the benefit or use of a disqualified person)? <input type="checkbox"/> Yes <input checked="" type="checkbox"/> No		
	(6) Agree to pay money or property to a government official? (Exception. Check "No" if the foundation agreed to make a grant to or to employ the official for a period after termination of government service, if terminating within 90 days) <input type="checkbox"/> Yes <input checked="" type="checkbox"/> No		
b	If any answer is "Yes" to 1a(1)–(6), did any of the acts fail to qualify under the exceptions described in Regulations section 53.4941(d)-3 or in a current notice regarding disaster assistance (see page 20 of the instructions)? Organizations relying on a current notice regarding disaster assistance check here ▶ <input type="checkbox"/>	1b	N/A
c	Did the foundation engage in a prior year in any of the acts described in 1a, other than excepted acts, that were not corrected before the first day of the tax year beginning in 2009?	1c	X
2	Taxes on failure to distribute income (section 4942) (does not apply for years the foundation was a private operating foundation defined in section 4942(j)(3) or 4942(j)(5))		
a	At the end of tax year 2009, did the foundation have any undistributed income (lines 6d and 6e, Part XIII) for tax year(s) beginning before 2009? <input type="checkbox"/> Yes <input checked="" type="checkbox"/> No If "Yes," list the years ▶ 20____, 20____, 20____, 20____		
b	Are there any years listed in 2a for which the foundation is not applying the provisions of section 4942(a)(2) (relating to incorrect valuation of assets) to the year's undistributed income? (If applying section 4942(a)(2) to all years listed, answer "No" and attach statement—see page 20 of the instructions)	2b	X
c	If the provisions of section 4942(a)(2) are being applied to any of the years listed in 2a, list the years here ▶ 20____, 20____, 20____, 20____		
3a	Did the foundation hold more than a 2% direct or indirect interest in any business enterprise at any time during the year? <input type="checkbox"/> Yes <input checked="" type="checkbox"/> No		
b	If "Yes," did it have excess business holdings in 2009 as a result of (1) any purchase by the foundation or disqualified persons after May 26, 1969, (2) the lapse of the 5-year period (or longer period approved by the Commissioner under section 4943(c)(7)) to dispose of holdings acquired by gift or bequest, or (3) the lapse of the 10-, 15-, or 20-year first phase holding period? (Use Schedule C, Form 4720, to determine if the foundation had excess business holdings in 2009)	3b	N/A
4a	Did the foundation invest during the year any amount in a manner that would jeopardize its charitable purposes?	4a	X
b	Did the foundation make any investment in a prior year (but after December 31, 1969) that could jeopardize its charitable purpose that had not been removed from jeopardy before the first day of the tax year beginning in 2009?	4b	X

Part VII-B Statements Regarding Activities for Which Form 4720 May Be Required (continued)

5a During the year did the foundation pay or incur any amount to

(1) Carry on propaganda, or otherwise attempt to influence legislation (section 4945(e))? Yes No

(2) Influence the outcome of any specific public election (see section 4955), or to carry on, directly or indirectly, any voter registration drive? Yes No

(3) Provide a grant to an individual for travel, study, or other similar purposes? Yes No

(4) Provide a grant to an organization other than a charitable, etc., organization described in section 509(a)(1), (2), or (3), or section 4940(d)(2)? (see page 22 of the instructions) Yes No

(5) Provide for any purpose other than religious, charitable, scientific, literary, or educational purposes, or for the prevention of cruelty to children or animals? Yes No

b If any answer is "Yes" to 5a(1)–(5), did any of the transactions fail to qualify under the exceptions described in Regulations section 53.4945 or in a current notice regarding disaster assistance (see page 22 of the instructions)? Yes No
 Organizations relying on a current notice regarding disaster assistance check here ▶

c If the answer is "Yes" to question 5a(4), does the foundation claim exemption from the tax because it maintained expenditure responsibility for the grant? Yes No
 If "Yes," attach the statement required by Regulations section 53.4945–5(d) N/A

6a Did the foundation, during the year, receive any funds, directly or indirectly, to pay premiums on a personal benefit contract? Yes No

b Did the foundation, during the year, pay premiums, directly or indirectly, on a personal benefit contract? Yes No
 If "Yes" to 6b, file Form 8870

7a At any time during the tax year, was the foundation a party to a prohibited tax shelter transaction? Yes No

b If yes, did the foundation receive any proceeds or have any net income attributable to the transaction? Yes No

	5b	N/A
6b		X
7b		X

Part VIII Information About Officers, Directors, Trustees, Foundation Managers, Highly Paid Employees, and Contractors

1 List all officers, directors, trustees, foundation managers and their compensation (see page 22 of the instructions).

(a) Name and address	(b) Title, and average hours per week devoted to position	(c) Compensation (If not paid, enter -0-)	(d) Contributions to employee benefit plans and deferred compensation	(e) Expense account, other allowances
Jennifer A Moores 12265 El Camino Real San Diego CA 92130	President 1 00	0	0	0
Darlene Lilo 11343 Avenida Del Gato San Diego CA 92126	Secretary/CFO 1 00	0	0	0
.....	00	0	0	0
.....	00	0	0	0

2 Compensation of five highest-paid employees (other than those included on line 1—see page 23 of the instructions). If none, enter "NONE."

(a) Name and address of each employee paid more than \$50,000	(b) Title, and average hours per week devoted to position	(c) Compensation	(d) Contributions to employee benefit plans and deferred compensation	(e) Expense account, other allowances
None				
.....				
.....				
.....				
.....				

Total number of other employees paid over \$50,000 ▶ 0

Part VIII Information About Officers, Directors, Trustees, Foundation Managers, Highly Paid Employees, and Contractors (continued)

3 Five highest-paid independent contractors for professional services (see page 23 of the instructions) If none, enter "NONE "

(a) Name and address of each person paid more than \$50,000	(b) Type of service	(c) Compensation
NONE		0
.....		0
.....		0
.....		0
.....		0
.....		0
Total number of others receiving over \$50,000 for professional services		1

Part IX-A Summary of Direct Charitable Activities

List the foundation's four largest direct charitable activities during the tax year. Include relevant statistical information such as the number of organizations and other beneficiaries served, conferences convened, research papers produced, etc

	Expenses
1 N/A	
.....	
2	
.....	
3	
.....	
4	
.....	

Part IX-B Summary of Program-Related Investments (see page 24 of the instructions)

Describe the two largest program-related investments made by the foundation during the tax year on lines 1 and 2

	Amount
1 None	
.....	
2	
.....	
All other program-related investments See page 24 of the instructions	
3 None	0
.....	0
Total. Add lines 1 through 3	0

Part X Minimum Investment Return (All domestic foundations must complete this part. Foreign foundations, see page 24 of the instructions.)

1	Fair market value of assets not used (or held for use) directly in carrying out charitable, etc., purposes		
a	Average monthly fair market value of securities	1a	960,914
b	Average of monthly cash balances	1b	64,021
c	Fair market value of all other assets (see page 24 of the instructions)	1c	
d	Total (add lines 1a, b, and c)	1d	1,024,935
e	Reduction claimed for blockage or other factors reported on lines 1a and 1c (attach detailed explanation)	1e	
2	Acquisition indebtedness applicable to line 1 assets	2	
3	Subtract line 2 from line 1d	3	1,024,935
4	Cash deemed held for charitable activities. Enter 1½% of line 3 (for greater amount, see page 25 of the instructions)	4	15,374
5	Net value of noncharitable-use assets. Subtract line 4 from line 3. Enter here and on Part V, line 4	5	1,009,561
6	Minimum investment return. Enter 5% of line 5	6	50,478

Part XI Distributable Amount (see page 25 of the instructions) (Section 4942(j)(3) and (j)(5) private operating foundations and certain foreign organizations check here and do not complete this part.)

1	Minimum investment return from Part X, line 6	1	50,478
2a	Tax on investment income for 2009 from Part VI, line 5	2a	152
b	Income tax for 2009 (This does not include the tax from Part VI)	2b	
c	Add lines 2a and 2b	2c	152
3	Distributable amount before adjustments. Subtract line 2c from line 1	3	50,326
4	Recoveries of amounts treated as qualifying distributions	4	
5	Add lines 3 and 4	5	50,326
6	Deduction from distributable amount (see page 25 of the instructions)	6	
7	Distributable amount as adjusted. Subtract line 6 from line 5. Enter here and on Part XIII, line 1	7	50,326

Part XII Qualifying Distributions (see page 25 of the instructions)

1	Amounts paid (including administrative expenses) to accomplish charitable, etc., purposes		
a	Expenses, contributions, gifts, etc.—total from Part I, column (d), line 26	1a	102,374
b	Program-related investments—total from Part IX-B	1b	0
2	Amounts paid to acquire assets used (or held for use) directly in carrying out charitable, etc., purposes	2	
3	Amounts set aside for specific charitable projects that satisfy the		
a	Suitability test (prior IRS approval required)	3a	
b	Cash distribution test (attach the required schedule)	3b	0
4	Qualifying distributions. Add lines 1a through 3b. Enter here and on Part V, line 8, and Part XIII, line 4	4	102,374
5	Foundations that qualify under section 4940(e) for the reduced rate of tax on net investment income. Enter 1% of Part I, line 27b (see page 26 of the instructions)	5	152
6	Adjusted qualifying distributions. Subtract line 5 from line 4	6	102,222

Note. The amount on line 6 will be used in Part V, column (b), in subsequent years when calculating whether the foundation qualifies for the section 4940(e) reduction of tax in those years.

Part XIII. Undistributed Income (see page 26 of the instructions)

	(a) Corpus	(b) Years prior to 2008	(c) 2008	(d) 2009
1 Distributable amount for 2009 from Part XI, line 7				50,326
2 Undistributed income, if any, as of the end of 2009				
a Enter amount for 2008 only			0	
b Total for prior years 20____, 20____, 20____		0		
3 Excess distributions carryover, if any, to 2009				
a From 2004	NONE			
b From 2005	NONE			
c From 2006	NONE			
d From 2007	172,696			
e From 2008	NONE			
f Total of lines 3a through e	172,696			
4 Qualifying distributions for 2009 from Part XII, line 4 ▶ \$ 102,374				
a Applied to 2008, but not more than line 2a			0	
b Applied to undistributed income of prior years (Election required—see page 26 of the instructions)		0		
c Treated as distributions out of corpus (Election required—see page 26 of the instructions)	0			
d Applied to 2009 distributable amount				50,326
e Remaining amount distributed out of corpus	52,048			
5 Excess distributions carryover applied to 2009 (If an amount appears in column (d), the same amount must be shown in column (a))	0			0
6 Enter the net total of each column as indicated below:				
a Corpus Add lines 3f, 4c, and 4e Subtract line 5	224,744			
b Prior years' undistributed income Subtract line 4b from line 2b		0		
c Enter the amount of prior years' undistributed income for which a notice of deficiency has been issued, or on which the section 4942(a) tax has been previously assessed				
d Subtract line 6c from line 6b Taxable amount—see page 27 of the instructions		0		
e Undistributed income for 2008 Subtract line 4a from line 2a Taxable amount—see page 27 of the instructions			0	
f Undistributed income for 2009 Subtract lines 4d and 5 from line 1 This amount must be distributed in 2010				0
7 Amounts treated as distributions out of corpus to satisfy requirements imposed by section 170(b)(1)(F) or 4942(g)(3) (see page 27 of the instructions)				
8 Excess distributions carryover from 2004 not applied on line 5 or line 7 (see page 27 of the instructions)	0			
9 Excess distributions carryover to 2010. Subtract lines 7 and 8 from line 6a	224,744			
10 Analysis of line 9:				
a Excess from 2005	0			
b Excess from 2006	0			
c Excess from 2007	172,696			
d Excess from 2008	0			
e Excess from 2009	52,048			

Part XIV Private Operating Foundations (see page 27 of the instructions and Part VII-A, question 9)

N/A

1 a If the foundation has received a ruling or determination letter that it is a private operating foundation, and the ruling is effective for 2009, enter the date of the ruling

▶ []

b Check box to indicate whether the foundation is a private operating foundation described in section

4942(j)(3) or 4942(j)(5)

2 a Enter the lesser of the adjusted net income from Part I or the minimum investment return from Part X for each year listed

Tax year	Prior 3 years			(e) Total
	(a) 2009	(b) 2008	(c) 2007	
0				0
b 85% of line 2a	0	0	0	0
c Qualifying distributions from Part XII, line 4 for each year listed	0			0
d Amounts included in line 2c not used directly for active conduct of exempt activities				0
e Qualifying distributions made directly for active conduct of exempt activities Subtract line 2d from line 2c	0	0	0	0
3 Complete 3a, b, or c for the alternative test relied upon				
a "Assets" alternative test—enter				
(1) Value of all assets				0
(2) Value of assets qualifying under section 4942(j)(3)(B)(i)				0
b "Endowment" alternative test—enter 2/3 of minimum investment return shown in Part X, line 6 for each year listed	0			0
c "Support" alternative test—enter				
(1) Total support other than gross investment income (interest, dividends, rents, payments on securities loans (section 512(a)(5)), or royalties)				0
(2) Support from general public and 5 or more exempt organizations as provided in section 4942(j)(3)(B)(iii)				0
(3) Largest amount of support from an exempt organization				0
(4) Gross investment income				0

Part XV Supplementary Information (Complete this part only if the foundation had \$5,000 or more in assets at any time during the year—see page 28 of the instructions.)

1 Information Regarding Foundation Managers:

a List any managers of the foundation who have contributed more than 2% of the total contributions received by the foundation before the close of any tax year (but only if they have contributed more than \$5,000) (See section 507(d)(2))

NONE

b List any managers of the foundation who own 10% or more of the stock of a corporation (or an equally large portion of the ownership of a partnership or other entity) of which the foundation has a 10% or greater interest

NONE

2 Information Regarding Contribution, Grant, Gift, Loan, Scholarship, etc., Programs:

Check here if the foundation only makes contributions to preselected charitable organizations and does not accept unsolicited requests for funds. If the foundation makes gifts, grants, etc (see page 28 of the instructions) to individuals or organizations under other conditions, complete items 2a, b, c, and d

a The name, address, and telephone number of the person to whom applications should be addressed

b The form in which applications should be submitted and information and materials they should include

c Any submission deadlines

d Any restrictions or limitations on awards, such as by geographical areas, charitable fields, kinds of institutions, or other factors.

Account Number: 88Q-74M33

MERRILL LYNCH TRUST COMPANY,
 A DIVISION OF BANK OF AMERICA, N.A.
 AGENT OF THE
 DOMINUS NIHIL FOUNDATION
 UAD 01/10/2006

Private Banking and
 Investment Group



Net Portfolio Value: **\$1,027,683.82**

Your Private Wealth Advisor:
 JONES/ZAFARI GROUP
 2049 CENTURY PARK E 11.1/12 FL
 CENTURY CITY CA 90067
 (310) 407-3900

Trust Officer:
 ROBERT MUROI
 310-203-3303

PIA BALANCED

This account is enrolled in the Personal Investment Advisory Program

December 01, 2009 - December 31, 2009

ASSETS

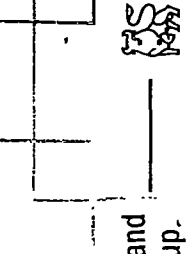
	December 31	November 30
Cash/Money Accounts	33,449.18	7,263.51
Fixed Income	-	-
Equities	39,859.88	39,699.89
Mutual Funds	925,341.75	999,361.31
Options	-	-
Other	-	-
Alternative Investments	29,033.01	30,018.08
Subtotal (Long Portfolio)	1,027,683.82	1,076,342.79
TOTAL ASSETS	\$1,027,683.82	\$1,076,342.79

LIABILITIES

Debit Balance	-	-
Short Market Value	-	-
NET PORTFOLIO VALUE	\$1,027,683.82	\$1,076,342.79

CASH FLOW

	This Statement	Year to Date
Opening Cash/Money Accounts	\$7,263.51	
CREDITS		
Funds Received	-	-
Electronic Transfers	-	-
Other Credits	75.00	26,832.77
Subtotal	75.00	26,832.77
DEBITS		
Electronic Transfers	-	-
Other Debits	(52,500.00)	(147,799.62)
ML Trust Fees	(1,156.39)	(16,855.10)
Non ML Trust Fees	-	-
Bill Payment	-	-
Subtotal	(\$53,656.39)	(\$164,654.72)
Net Cash Flow	(\$53,581.39)	(\$137,821.95)
Dividends/Interest Income	8,588.82	28,934.41
Dividend Reinvestments	(6,070.94)	(15,904.00)
Security Purchases/Debits	(104,547.96)	(692,231.24)
Security Sales/Credits	181,797.14	782,009.41
Closing Cash/Money Accounts	\$33,449.18	
Securities You Transferred In/Out	185.47	1,347.76



DOMINUS NIHIL FOUNDATION

Account Number: 88Q-74M33

YOUR TRUST MANAGEMENT ACCOUNT STATEMENT OF PRINCIPAL INVESTMENTS

December 01, 2009 - December 31, 2009

CASH/MONEY ACCOUNTS	Description	Quantity	Total Cost Basis	Estimated Market Price	Estimated Market Value	Estimated Annual Income	Estimated Annual Yield%
CASH		0.08	28,760.00	1.0000	28,760.00	29	.10
TOTAL			28,760.00		28,760.08	29	.10

EQUITIES	Description	Symbol	Acquired	Quantity	Unit Cost Basis	Total Cost Basis	Estimated Market Price	Estimated Market Value	Unrealized Gain/(Loss)	Annual Income	Estimated Current Yield%
	BERKSHIRE HATHAWAY CLB	BRKB	05/11/07	5	3,636.0620	18,180.31	3,286.0000	16,430.00	(1,750.31)		
			08/16/07	2	3,670.0600	7,340.12	3,286.0000	6,572.00	(768.12)		
			02/11/09	1	2,860.0600	2,860.06	3,286.0000	3,286.00	425.94		
			06/12/09	1	2,963.1000	2,963.10	3,286.0000	3,286.00	322.90		
	Subtotal			9	31,343.59	31,343.59	3.8800	29,574.00	(1,769.59)		
	CHIMERA INVESTMENT CORP	CIM	05/29/09	748	3.4831	2,605.43	3.8800	2,902.24	296.81		509 17.52
			08/26/09	960	3.8366	3,683.23	3.8800	3,724.80	41.57		653 17.52
			11/05/09	655	3.7474	2,454.61	3.8800	2,541.40	86.79		446 17.52
			12/24/09	288	4.1753	1,202.49	3.8800	1,117.44	(85.05)		196 17.52
	Subtotal			2,651	9,945.76	41,289.35	39,859.88	(1,429.47)			1,804 4.53
TOTAL											

MUTUAL FUNDS/CLOSED END FUNDS/UIT	Description	Quantity	Total Client Investment	Cumulative Investment Return	Total Cost Basis	Estimated Market Price	Estimated Market Value	Unrealized Gain/(Loss)	Annual Income	Estimated Current Yield%
	AIM CHARTER FD	466	6,449	563	6,449.44	15.0500	7,013.30	563.86	48	.68
	CL Y									
	SYMBOL: CHTYX		Initial Purchase: 08/26/09	.5880 Fractional Share	N/A	15.0500	8.84		1	.68
	Equity 100%									
	ARTIO GLOBAL HIGH INCOME	1,016	7,895	2,396	7,972.69	10.1300	10,292.08	2,319.39	718	6.96
	FUND CL I									
	SYMBOL: JHYX		Initial Purchase: 02/11/09	.2200 Fractional Share	N/A	10.1300	2.22		1	6.96
	Fixed Income 100%									

+

.001

646042310007260002

2047

NETLECOO 00000000

4 of 4

DOMINUS NIHIL FOUNDATION

Account Number: 88Q-74M33

YOUR TRUST MANAGEMENT ACCOUNT STATEMENT OF PRINCIPAL INVESTMENTS

December 01, 2009 - December 31, 2009

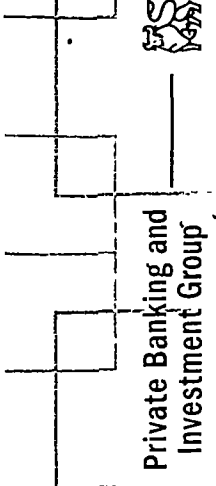
Private Banking and Investment Group



MUTUAL FUNDS/CLOSED END FUNDS/UIT

(continued) Description	Quantity	Total Client Investment	Cumulative Investment Return	Cost Basis	Estimated Market Price	Estimated Market Value	Unrealized Gain/(Loss)	Estimated Annual Income	Current Yield%
BLACKROCK HL SC OPP INST SYMBOL: SHSX Initial Purchase: 01/17/07 .8700 Fractional Share Equity 100%	646	13,477	4,843	17,119.14	28.3600	18,320.56	1,201.42		
BLACKROCK HIGH YIELD MUNICIPAL FUND INSTL SYMBOL: MAYHX Initial Purchase: 12/24/09 .0120 Fractional Share Fixed Income 100%	905	7,402		7,402.90	8.1800	7,402.90		421	5.68
BLACKROCK GLOBAL ALLOCATION FD INC INSTL SYMBOL: MALOX Initial Purchase: 01/17/07 .2600 Fractional Share Fixed Income 39% Equity 61%	2,056	33,465	3,460	37,760.41	17.9600	36,925.76	(834.65)	720	1.94
BRANDYWINE FUND INC SYMBOL: BRWIX Initial Purchase: 12/29/09 .5050 Fractional Share Equity 100%	655	14,514	(150)	14,514.79	21.9300	14,364.15	(150.64)		
CALAMOS CONVERTIBLE FUND SYMBOL: CCVIX Initial Purchase: 02/24/09 .2060 Fractional Share Fixed Income 20% Equity 80%	944	14,444	3,293	14,528.53	18.7900	17,737.76	3,209.23	554	3.11
CRM GLOBAL OPPORTUNITY FUND CL INS SYMBOL: CRIWX Initial Purchase: 07/29/09 .9210 Fractional Share Equity 100%	487	6,102	861	6,200.05	14.3000	6,964.10	764.05	2	.02
CRM MID/LARGE CAP VALUE FUND INSTITUTIONAL CL SYMBOL: CRIGX Initial Purchase: 11/04/08 .2620 Fractional Share	1,985	16,240	2,200	16,249.15	9.2900	18,440.65	2,191.50	121	.65

+



DOMINUS NIHIL FOUNDATION

Account Number: 88Q-74M33

YOUR TRUST MANAGEMENT ACCOUNT STATEMENT OF PRINCIPAL INVESTMENTS

December 01, 2009 - December 31, 2009

MUTUAL FUNDS/CLOSED END FUNDS/UIT

(continued) Description	Quantity	Total Client Investment	Cumulative Investment Return	Cost Basis	Total	Estimated Market Price	Estimated Market Value	Unrealized Gain/(Loss)	Annual Income	Estimated Current Yield%
DWS DISCIPLINED MARKET NEUTRAL FD CL S SYMBOL: DDMSX Initial Purchase: 10/26/09 Equity 100%	568	5,314	(72)	5,361.16	N/A	9.2300	5,242.64	(118.52)		
DWS SHORT DURATION PLUS CL S SYMBOL: DBPIX Initial Purchase: 06/29/09 Fixed Income 100%	2,806	26,124	419	26,162.49	N/A	9.4600	26,544.76	382.27	1,187	4.47
EATON VANCE FLOATING RATE FUND CL I SYMBOL: EIBLX Initial Purchase: 05/13/09 Fixed Income 100%	2,740	20,966	2,433	20,998.44	N/A	8.5400	23,399.60	2,401.16	1,107	4.73
FPA NEW INCOME INC SYMBOL: FPNIX Initial Purchase: 11/26/08 Fixed Income 100%	191	2,068	17	2,100.95	N/A	10.9200	2,085.72	(15.23)	68	3.25
GOLDMAN SACHS ABSOLUTE RETURN TRACKER FD CL A SYMBOL: CARTX Initial Purchase: 08/26/09 Equity 100%	1,136	10,226	65	10,235.40	N/A	9.0600	10,292.16	56.76		
HARTFORD FLOATING RATE FUND CL I SYMBOL: HFLIX Initial Purchase: 09/14/09 Fixed Income 100%	698	5,702	209	5,718.94	N/A	8.4700	5,912.06	193.12	315	5.31



DOMINUS NIHIL FOUNDATION

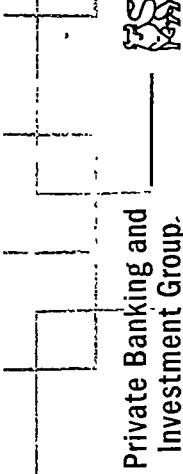
Account Number: 88Q-74M33

YOUR TRUST MANAGEMENT ACCOUNT STATEMENT OF PRINCIPAL INVESTMENTS

December 01, 2009 - December 31, 2009

MUTUAL FUNDS/CLOSED END FUNDS/UIT (continued) Description	Quantity	Total Client Investment	Cumulative Investment Return	Total Cost Basis	Estimated Market Price	Estimated Market Value	Unrealized Gain/(Loss)	Estimated Current Annual Income	Current Yield%
HENDERSON INTERNATIONAL OPPORTUNITIES FD CL W SYMBOL: HFOWX Initial Purchase: 10/15/09 .5040 Fractional Share Equity 100%	232	4,800	(132)	4,800.07	20.1200	4,667.84	(132.23)		
IVA WORLDWIDE FUND CL I SYMBOL: IWIX Initial Purchase: 01/15/09 .2620 Fractional Share Fixed Income 32% Equity 68%	3,230	38,525	8,858	39,686.36	14.6700	47,384.10	7,697.74	440	.92
JENNISON HEALTH SCFNCS FD CL Z SYMBOL: PHSZX Initial Purchase: 01/09/08 .3010 Fractional Share Equity 100%	674	14,209	(507)	14,267.18	20.3300	13,702.42	(564.76)	127	.92
JP MORGAN TAX AWARE REAL RETURN FUND CL SELECT SYMBOL: TXRSX Initial Purchase: 07/09/08 .1480 Fractional Share Fixed Income 100%	3,168	32,061	(476)	32,118.38	9.9700	31,584.96	(533.42)	878	2.77
JP MORGAN STRATEGIC INCOME OPP FUND SYMBOL: JSOSX Initial Purchase: 09/14/09 .6920 Fractional Share Fixed Income 100%	459	5,215	104	5,250.30	11.5900	5,319.81	69.51	191	3.58
LATEEF FUND CL I SYMBOL: LIMIX Initial Purchase: 08/26/09 .1390 Fractional Share Equity 100%	813	6,455	609	6,455.21	8.6900	7,064.97	609.76	1	3.58

+



DOMINUS NIHIL FOUNDATION

Account Number: 88Q-74M33

December 01, 2009 - December 31, 2009

YOUR TRUST MANAGEMENT ACCOUNT STATEMENT OF PRINCIPAL INVESTMENTS

MUTUAL FUNDS/CLOSED END FUNDS/UIT

(continued) Description	Quantity	Total Client Investment	Cumulative Investment Return	Total Cost Basis	Estimated Market Price	Estimated Market Value	Unrealized Gain/(Loss)	Annual Income	Estimated Current Yield%
LAZARD US HIGH YIELD PTLF INSTL SHS SYMBOL: LZHYX Initial Purchase: 02/11/09 Fixed Income 100%	1,381	5,547	943	5,564.02	4.7000	6,490.70	926.68	478	7.36
LAZARD EMERGING MKTS EQUITY PTFL INSTL CLASS SYMBOL: LZEMX Initial Purchase: 09/19/08 Fixed Income 100%	314	3,321	2,333	3,720.33	18.0100	5,655.14	1,934.81	146	2.57
LOOMIS SAYLES BOND FD INSTL CL SYMBOL: LSBDX Initial Purchase: 02/11/09 Fixed Income 100%	2,083	23,690	4,096	23,774.33	13.3400	27,787.22	4,012.89	1,619	5.82
LORD ABBETT HIGH YIELD M MUNICIPAL BOND FD CL F SYMBOL: HYMFY Initial Purchase: 08/28/09 Fixed Income 100%	1,397	15,094	650	15,116.12	11.2700	15,744.19	628.07	1,033	6.55
MANAGERS AMG FQ GLOBAL ALTERNATIVES FUND CL A SYMBOL: MGAAX Initial Purchase: 10/26/09 Equity 100%	542	5,311	92	5,311.59	9.9700	5,403.74	92.15	370	6.84
MARKET VECTORS ETF TR GOLD MINERS ETF SYMBOL: GDXX Initial Purchase: 06/25/09 Equity 100%	307	14,191	(4)	14,191.04	46.2100	14,186.47	(4.57)	35	.24





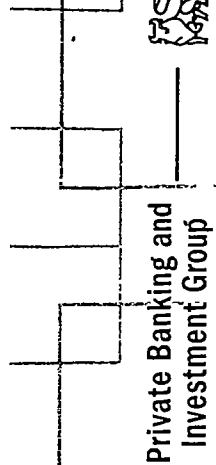
DOMINUS NIHIL FOUNDATION

Account Number: 88Q-74M33

YOUR TRUST MANAGEMENT ACCOUNT STATEMENT OF PRINCIPAL INVESTMENTS

December 01, 2009 - December 31, 2009

MUTUAL FUNDS/CLOSED END FUNDS/UIT (continued)	Quantity	Total Client Investment	Cumulative Investment Return	Cost Basis	Estimated Market Price	Estimated Market Value	Unrealized Gain/(Loss)	Estimated Annual Income	Current Yield%
MATTHEWS ASIAN FUNDS ASIAN GROWTH AND INC FD SYMBOL: MACSX Initial Purchase:03/27/09 .7400 Fractional Share Equity 100%	815	9,304	3,548	9,317.56	15.7700	12,852.55	3,534.99	358	2.78
METROPOLITAN WEST HIGH YIELD BOND FD CL M SYMBOL: MWHYX Initial Purchase:09/14/09 .2600 Fractional Share Fixed Income 100%	379	3,631	233	3,662.14	10.2000	3,865.80	203.66	361	9.31
MFS MUNICIPAL HIGH INCOME FUND CLASS A SYMBOL: MMHYX Initial Purchase:06/19/09 .8470 Fractional Share Fixed Income 100%	2,325	16,610	454	16,632.27	7.3400	17,065.50	433.23	982	5.74
NATIXIS GATEWAY FUND CL Y SYMBOL: GTEYX Initial Purchase:10/22/08 .6870 Fractional Share Equity 100%	208	4,846	402	4,918.21	25.2400	5,249.92	331.71	111	2.10
NUVEEN TRADEWINDS GLOBAL ALL CAP FD CL I SYMBOL: NWGRX Initial Purchase:01/17/07 .6580 Fractional Share Equity 100%	2,143	37,226	14,484	47,551.96	24.1300	51,710.59	4,158.63	242	.46
OPPENHEIMER ROCHESTER NATIONAL MUNI FD CL A SYMBOL: ORNAX Initial Purchase 11/18/09 .9000 Fractional Share Fixed Income 100%	213	1,461	46	1,461.18	7.0800	1,508.04	46.86	123	8.10



DOMINUS NIHIL FOUNDATION

Account Number: 88Q-74M33

YOUR TRUST MANAGEMENT ACCOUNT STATEMENT OF PRINCIPAL INVESTMENTS

December 01, 2009 - December 31, 2009

MUTUAL FUNDS/CLOSED END FUNDS/UIT

(continued) Description	Quantity	Total Client Investment	Cumulative Investment Return	Total Cost Basis	Estimated Market Price	Estimated Market Value	Unrealized Gain/(Loss)	Annual Income	Estimated Current Yield%
OPPENHEIMER DEVELOPING MARKETS FD CL A SYMBOL: ODMAX Initial Purchase: 08/26/09 .9270 Fractional Share Equity 100%	206	5,112	799	5,112.91	28.7000	5,912.20	799.29	24	.40
OPPENHEIMER AMT-FREE MUNICIPAL FUND CLASS A SYMBOL: OPTAX Initial Purchase: 11/18/09 .0720 Fractional Share Fixed Income 100%	623	3,881	80	3,887.65	6.3600	3,962.28	74.63	313	7.87
PIMCO TOTAL RETURN FUND CL P SYMBOL: PTPPX Initial Purchase: 12/10/09 .5590 Fractional Share Fixed Income 100%	4,709	51,233	(376)	51,233.91	10.8000	50,857.20	(376.71)	2,811	5.52
PIMCO ALL ASSET ALL AUTHORITY FUND CL P SYMBOL: PAUPX Initial Purchase: 09/23/09 .4250 Fractional Share Fixed Income 100%	997	10,537	(318)	10,547.96	10.2500	10,219.25	(328.71)	801	7.83
PRINCIPAL INVESTORS PREFERRED SECURITIES A SYMBOL: PPSAX Initial Purchase: 06/19/09 .1720 Fractional Share Fixed Income 100%	479	3,939	438	3,972.91	9.1400	4,378.06	405.15	285	6.49
PUTNAM TAX FREE HIGH YIELD FD CL Y SYMBOL: PTFYX Initial Purchase: 12/24/09 .2470 Fractional Share Fixed Income 100%	652	7,400		7,400.19	11.3500	7,400.20	.01	426	5.74

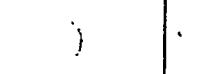
+



001

2047

10 of



Private Banking and
Investment Group

DOMINUS NIHIL FOUNDATION

Account Number: 88Q-74M33

YOUR TRUST MANAGEMENT ACCOUNT STATEMENT OF PRINCIPAL INVESTMENTS

December 01, 2009 - December 31, 2009

MUTUAL FUNDS/CLOSED END FUNDS/UIT		Total Client Investment	Quantity	Cumulative Investment Return	Total Cost Basis	Estimated Market Price	Estimated Market Value	Unrealized Gain/(Loss)	Estimated Annual Income	Current Yield%
(continued) Description										
PUTNAM DIVERSIFIED INCOME TRUST FUND CL Y		3,798	487	29	3,798.60	7.8600	3,827.82	29.22	356	9.30
SYMBOL: PDVYX Initial Purchase: 12/24/09 .6920 Fractional Share Fixed Income 100%					N/A	7.8600	5.43		1	9.30
SECTOR SPDR ENERGY		8,121	164	1,228	8,121.07	57.0100	9,349.64	1,228.57	200	2.13
SYMBOL: XIE Initial Purchase: 04/29/09 Equity 100%										
SECTOR SPDR FINANCIAL		14	1		14.69	14.4000	14.40	(0.29)	1	1.45
SYMBOL: XLF Initial Purchase: 12/04/09 Equity 100%										
TEMPLETON GLOBAL TOTAL RETURN FUND CL ADV		3,387	302	212	3,434.35	11.9200	3,599.84	165.49	201	5.57
SYMBOL: TTRZX Initial Purchase: 08/17/09 .1450 Fractional Share Fixed Income 100%					N/A	11.9200	1.72		1	5.57
TEMPLETON GBL BOND FD ADV CL		7,077	653	1,209	7,206.17	12.6900	8,286.57	1,080.40	372	4.48
SYMBOL: TGBAX Initial Purchase: 11/26/08 .3530 Fractional Share Fixed Income 100%					N/A	12.6900	4.47		1	4.48
THE MANAGERS BOND FUND		8,113	398	1,558	8,243.84	24.3000	9,671.40	1,427.56	511	5.28
SYMBOL: MGFIX Initial Purchase: 02/11/09 .4420 Fractional Share Fixed Income 100%					N/A	24.3000	10.74		1	5.28
THE MERGER FUND CL RETAIL		7,238	469	49	7,238.98	15.5400	7,288.26	49.28		

+

DOMINUS NIHIL FOUNDATION

Account Number: 88Q-74M33

YOUR TRUST MANAGEMENT ACCOUNT STATEMENT OF PRINCIPAL INVESTMENTS

December 01, 2009 - December 31, 2009

Private Banking and Investment Group



MUTUAL FUNDS/CLOSED END FUNDS/UIT

(continued) Description	Quantity	Total Client Investment	Cumulative Investment Return	Total Cost Basis	Estimated Market Price	Estimated Market Value	Unrealized Gain/(Loss)	Estimated Annual Income	Current Yield%
SYMBOL: MERFX Initial Purchase: 10/26/09 Equity 100%		7850 Fractional Share		N/A	15.5400	12.19			
UAM FPA CRESCENT PORT SYMBOL: FPACX Initial Purchase: 09/15/08 Fixed Income 43% Equity 57%	1,921	42,930	4,748	43,022.28	24.8200	47,679.22	4,656.94	586	1.22
		2180 Fractional Share		N/A	24.8200	5.41		1	1.22
VANGUARD GROWTH ETF SYMBOL: YUG Initial Purchase: 02/25/08 Equity 100%	262	12,426	1,475	12,426.62	53.0600	13,901.72	1,475.10	188	1.34
VANGUARD PACIFIC ETF SYMBOL: VPL Initial Purchase: 01/09/08 Equity 100%	215	14,251	(3,217)	14,251.08	51.3200	11,033.80	(3,217.28)	306	2.76
VANGUARD DIVIDEND APPRECIATION ETF SYMBOL: VIG Initial Purchase: 10/28/08 Equity 100%	1,364	52,655	11,261	52,655.11	46.8600	63,917.04	11,261.93	1,315	2.05
VANGUARD TOTAL BOND MKT SYMBOL: BND Initial Purchase: 05/07/08 Fixed Income 100%	1,418	108,834	2,606	108,834.60	78.5900	111,440.62	2,606.02	4,342	3.89
VANGUARD TOT WORLD STK I SYMBOL: VT Initial Purchase: 10/02/09 Equity 100%	803	33,931	670	33,931.03	43.0900	34,601.27	670.24	532	1.53
VIRTUS MULTI SECTOR FIXED INCOME FUND CL I	384	3,385	527	3,414.93	10.1900	3,912.96	498.03	236	6.02

+

.001



2047

12 of

DOMINUS NIHIL FOUNDATION

Account Number: 88Q-74M33

YOUR TRUST MANAGEMENT ACCOUNT STATEMENT OF PRINCIPAL INVESTMENTS

December 01, 2009 - December 31, 2009

Private Banking and
Investment Group



MUTUAL FUNDS/CLOSED END FUNDS/UIT (continued) Description	Quantity	Total Client Investment	Cumulative Investment Return	Total Cost Basis	Estimated Market Price	Estimated Market Value	Unrealized Gain/(Loss)	Estimated Current Annual Income	Estimated Current Yield%
SYMBOL: VMFIX Initial Purchase: 06/19/09 Fixed Income 100%	5150 Fractional Share	N/A		10.1900	5.24			1	6.02
WISDOMTREE JAP S/C DVD F	486	17,718	914	38.3400	18,633.24	914.75	562	3.01	
SYMBOL: DFJ Initial Purchase: 01/15/08 Equity 100%									
Subtotal (Fixed Income)					456,295.03				
Subtotal (Equities)					462,096.87				
TOTAL		859,040.10	80,162		918,391.90	59,029.05	27,160	2.96	

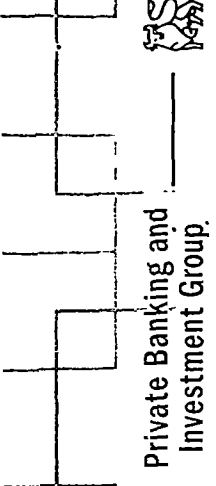
Total Client Investment: Cost of shares directly purchased and still held. Does not include shares purchased through reinvestment.

Cumulative Investment Return: Estimated Market Value minus Total Client Investment. Cumulative Investment Return is the capital appreciation (depreciation) of all shares purchased, including shares purchased through reinvestment.

Market Timing: Merrill Lynch's policies prohibit mutual fund market timing, which involves the purchase and sale of mutual fund shares within short periods of time with the intention of capturing short-term profits resulting from market volatility. Market timing may result in lower returns for long-term fund shareholders because market timers capture short-term gains that would otherwise pass to all shareholders and due to increased transaction costs and fewer assets for investment due to the need to retain cash to satisfy redemptions.

ALTERNATIVE INVESTMENTS Description	Acquired	Quantity	Unit Cost Basis	Total Cost Basis	Estimated Market Price	Estimated Market Value	Unrealized Gain/(Loss)	Estimated Current Annual Income	Estimated Current Yield%
POWERSHARES DB COMMODITY INDEX TRKGS FD	01/17/07	342	21.7800		24.6200	8,420.04	971.27		
POWERSHARES DB COMMODITY Subtotal	12/18/08	336	20.7472	20,278	24.6200	8,272.32	1,301.23		
SPDR GOLD TRUST	10/03/08	115	82.6402	9,503.63	107.3100	12,340.65	2,837.02		
TOTAL				23,923.49		29,033.01	5,109.52		

TOTAL PRINCIPAL INVESTMENTS	953,013.02	1,016,044.87	62,709.10	28,993	2.85
-----------------------------	------------	--------------	-----------	--------	------



Private Banking and Investment Group

DOMINUS NIHIL FOUNDATION

Account Number: 88Q-74M33

December 01, 2009 - December 31, 2009

YOUR TRUST MANAGEMENT ACCOUNT STATEMENT OF PRINCIPAL INVESTMENTS

Total values exclude N/A items

YOUR TRUST MANAGEMENT ACCOUNT STATEMENT OF INCOME INVESTMENTS

CASH/MONEY ACCOUNTS	Description	Quantity	Total Cost Basis	Estimated Market Price	Estimated Market Value	Estimated Annual Income	Est. Annual Yield%
	CASH	1,329.10	1,329.10		1,329.10		
	CMA MONEY FUND	3,360.00	3,360.00	1.0000	3,360.00	3	.10
	TOTAL		4,689.10		4,689.10	3	.10

MUTUAL FUNDS/CLOSED END FUNDS/UIT	Description	Quantity	Total Client Investment	Cumulative Investment Return	Total Cost Basis	Estimated Market Price	Estimated Market Value	Unrealized Gain/(Loss)	Estimated Annual Current Income
	AIM CHARTER FD CL Y	3	N/A	45	44.58	15.0500	45.15	.57	1
	SYMBOL: CHTYX Initial Purchase: REINV Equity 100%								
	ARTIO GLOBAL HIGH INCOME FUND CL I	62	N/A	620	561.57	10.1300	628.06	66.49	44
	SYMBOL: JHYX Initial Purchase: 02/11/09 Fixed Income 100%								
	BLACKROCK GLOBAL ALLOCATION FD INC INSLIL	29	N/A	520	516.49	17.9600	520.84	4.35	11
	SYMBOL: MALOX Initial Purchase: REINV Fixed Income 39% Equity 61%								
	CALAMOS CONVERTIBLE FUND	10	N/A	187	185.40	18.7900	187.90	2.50	6
	SYMBOL: CCVIX Initial Purchase: REINV Fixed Income 20% Equity 80%								
	CRM MID/LARGE CAP VALUE FUND INSTITUTIONAL CL	27	N/A	250	223.66	9.2900	250.83	27.17	2



+
-001



DOMINUS NIHIL FOUNDATION

Account Number: 88Q-74M33

YOUR TRUST MANAGEMENT ACCOUNT STATEMENT OF INCOME INVESTMENTS

December 01, 2009 - December 31, 2009

(continued) Description	Quantity	Total Client Investment	Cumulative Investment Return	Cost Basis	Estimated Market Price	Estimated Market Value	Unrealized Gain/(Loss)	Estimated Annual Current Income	Current Yield%
MUTUAL FUNDS/CLOSED END FUNDS/UIT									
DWS SHORT DURATION PLUS CI S SYMBOL: CRIGX Initial Purchase:REINV Equity 100%	36	N/A	340	339.16	9.4600	340.56	1.40	16	4.47
EATON VANCE FLOATING RATE FUND CL I SYMBOL: DBFIX Initial Purchase:REINV Fixed Income 100%	10	N/A	85	84.32	8.5400	85.40	1.08	5	4.73
FPA NEW INCOME INC SYMBOL: FPNIX Initial Purchase:REINV Fixed Income 100%	2	N/A	21	21.98	10.9200	21.84	(0.14)	1	3.25
HARTFORD FLOATING RATE FUND CL I SYMBOL: HFLIX Initial Purchase:REINV Fixed Income 100%	6	N/A	50	49.77	8.4700	50.82	1.05	3	5.31
HENDERSON INTERNATIONAL OPPORTUNITIES FD CL W SYMBOL: HFOWX Initial Purchase:REINV Equity 100%	1	N/A	20	20.15	20.1200	20.12	(0.03)		
IWA WORLDWIDE FUND CL I SYMBOL: IWPIX Initial Purchase:REINV Fixed Income 32% Equity 68%	29	N/A	425	427.46	14.6700	425.43	(2.03)	4	92
JP MORGAN TAX AWARE REAL RETURN FUND CL SELECT SYMBOL: TXRSX Initial Purchase:REINV Fixed Income 100%	18	N/A	179	178.68	9.9700	179.46	78	5	2.77
JP MORGAN STRATEGIC	4	N/A	34	45.96	11.5900	46.36	.40	2	3.58

+



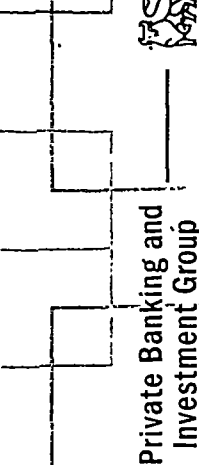
DOMINUS NIHIL FOUNDATION

Account Number: 88Q-74M33

YOUR TRUST MANAGEMENT ACCOUNT STATEMENT OF INCOME INVESTMENTS

December 01, 2009 - December 31, 2009

MUTUAL FUNDS/CLOSED END FUNDS/UIT (continued) Description	Quantity	Total Client Investment	Cumulative Investment Return	Total Cost Basis	Estimated Market Price	Estimated Market Value	Unrealized Gain/(Loss)	Estimated Annual Current Income	Yield%
Fixed Income 100% OPPENHEIMER ROCHESTER NATIONAL MUNI FD CL A SYMBOL: ORNAX Initial Purchase:REINV	1	N/A	7	7.08	7.0800	7.08		1	8.10
Fixed Income 100% OPPENHEIMER AMT-FREE MUNICIPAL FUND CLASS A	3	N/A	19	19.08	6.3600	19.08		2	7.87
SYMBOL: OPTAX Initial Purchase:REINV	1	N/A		N/A	6.3600	6.36		1	7.87
Fixed Income 100% PIMCO ALL ASSET ALL AUTHORITY FUND CL P	51	N/A	522	522.75	10.2500	522.75		41	7.83
SYMBOL: PAUPX Initial Purchase:REINV	1	N/A		N/A	10.2500	10.25		1	7.83
Fixed Income 100% PRINCIPAL INVESTORS PREFERRED SECURITIES A	6	N/A	47	52.09	9.1400	54.84	2.75	4	6.49
SYMBOL: PPSAX Initial Purchase:06/19/09									
Fixed Income 100% TEMPLETON GBLB BOND FD ADV CL	10	N/A	126	124.78	12.6900	126.90	2.12	6	4.48
SYMBOL: TGBAX Initial Purchase:REINV									
Fixed Income 100% THE MANAGERS BOND FUND	2	N/A	48	48.57	24.3000	48.60	.03	3	5.28
SYMBOL: MGFIX Initial Purchase:REINV									
Fixed Income 100% UAM FPA CRESCENT PORT SYMBOL: FPACX Initial Purchase:REINV	30	N/A	744	667.88	24.8200	744.60	76.72	10	1.22
Fixed Income 43% Equity 57%									



DOMINUS NIHIL FOUNDATION

Account Number: 88Q-74M33

December 01, 2009 - December 31, 2009

YOUR TRUST MANAGEMENT ACCOUNT STATEMENT OF INCOME INVESTMENTS

MUTUAL FUNDS/CLOSED END FUNDS/UIT (continued)	Quantity	Total Client Investment	Cumulative Investment Return	Total Cost Basis	Estimated Market Price	Estimated Market Value	Unrealized Gain/(Loss)	Estimated Annual Current Income	Estimated Annual Current Income Yield%
VIRTUS MULTI SECTOR FIXED INCOME FUND CL I SYMBOL: VMFIX Initial Purchase:REINV Fixed Income 100%	2	N/A	20	20.24	10.1900	20.38	.14	2	6.02
Subtotal (Fixed Income)									
Subtotal (Equities)									
TOTAL			6,851	6,570.85		6,949.85	352.26	319	4.59
TOTAL INCOME INVESTMENTS				11,259.95		11,638.95	352.26	322	2.77

Total Client Investment: Cost of shares directly purchased and still held. Does not include shares purchased through reinvestment. Does not apply to income investments *denoted by "N/A".

Cumulative Investment Return: Estimated Market Value minus Total Client Investment. Cumulative Investment Return is the capital appreciation (depreciation) of all shares purchased, including shares purchased through reinvestment.

Market Timing: Merrill Lynch's policies prohibit mutual fund market timing, which involves the purchase and sale of mutual fund shares within short periods of time with the intention of capturing short-term profits resulting from market volatility. Market timing may result in lower returns for long-term fund shareholders because market timers capture short-term gains that would otherwise pass to all shareholders and due to increased transaction costs and fewer assets for investment due to the need to retain cash to satisfy redemptions.

YOUR TRUST MANAGEMENT ACCOUNT TRANSACTIONS

DIVIDENDS/INTEREST INCOME TRANSACTIONS			REINVESTMENT			INCOME	
Date	Transaction Type	Quantity	Description	Reinvestment	Income Cash	Principal Cash	Income Year To Date
12/01	Dividend		VAN KAMPEN HIGH YIELD MUNI PORTFOLIO CL I DIVIDEND PAY DATE 11/30/2009		83.43		

Continuation of Part XV, Line 3a (990-PF) - Grants and Contributions Paid During the Year

Recipient(s) paid during the year

Name

SCRIPPS ENCINATAS

Person Business

Street

City

ENCINITAS

State

CA

Zip code

92024

Foreign Country

Relationship

None

Foundation Status

501(c)(3)

Purpose of grant/contribution

General Operating

Amount

25,000

Name

UCSD FOUNDATION

Person Business

Street

City

SAN DIEGO

State

CA

Zip code

92093

Foreign Country

Relationship

None

Foundation Status

501(c)(3)

Purpose of grant/contribution

General Operating

Amount

20,000

Name

SOUTHERN POVERTY LAW CENTER

Person Business

Street

City

MONTGOMERY

State

AL

Zip code

36104

Foreign Country

Relationship

None

Foundation Status

501(c)(3)

Purpose of grant/contribution

General Operating

Amount

50,000

Name

Person Business

Street

City

State

Zip code

Foreign Country

Relationship

Foundation Status

Purpose of grant/contribution

Amount

0

Name

Person Business

Street

City

State

Zip code

Foreign Country

Relationship

Foundation Status

Purpose of grant/contribution

Amount

0

Name

Person Business

Street

City

State

Zip code

Foreign Country

Relationship

Foundation Status

Purpose of grant/contribution

Amount

0

Line 6 (990-PF) - Gain/Loss from Sale of Assets Other Than Inventory

Index	Check "X" if Sale of Security	Description	CUSIP #	Purchaser	Check "X" if Purchaser is a Business	Date Acquired	Acquisition Method	Date Sold	Gross Sales Price	Cost, Other Basis and Expenses		Net Gain or Loss
										Cost	Donated Value	
									782,267	866,094	-83,827	
									2,678	416	2,262	
Totals												
Securities												
Other sales												
1	X	VANGUARD GROWTH ETF	922908736			1/9/2008		2/9/2009	24,889	38,092		
2	X	VANGUARD GROWTH ETF	922908736			1/9/2008		3/27/2009	2,340	3,718		
3	X	VANGUARD GROWTH ETF	922908736			1/9/2008		6/19/2009	6,764	9,508		
4	X	VANGUARD GROWTH ETF	922908736			1/9/2008		8/28/2009	3,248	4,144		
5	X	VANGUARD GROWTH ETF	922908736			1/9/2008		10/2/2009	7,079	8,959		
6	X	VANGUARD GROWTH ETF	922908736			1/9/2008		12/24/2009	18,906	21,514		
7	X	VANGUARD GROWTH ETF	922908736		X	2/25/2008		12/24/2009	4,981	5,519		
8	X	VIRTUS MULTI SECTOR	92828R289			1/14/2009		11/18/2009	10	10		
9	X	VIRTUS MULTI SECTOR	92828R289			6/19/2009		11/18/2009	1,287	1,128		
10	X	WISDOMTREE JAP SIC DVD F	97717W836			1/17/2007		5/8/2009	1,252	1,894		
11	X	WISDOMTREE JAP SIC DVD F	97717W836			4/25/2007		5/8/2009	304	472		
12	X	WISDOMTREE JAP SIC DVD F	97717W836			1/15/2008		5/8/2009	3,721	4,618		
13	X	WISDOMTREE JAP SIC DVD F	97717W836			1/15/2008		8/28/2009	9,435	9,445		
14	X	AIM ENERGY FD CL A	00142F204			9/15/2008		2/11/2009	2,080	3,036		
15	X	AIM ENERGY FD CL A	00142F204			9/19/2008		2/11/2009	1,528	2,500		
16	X	AIM ENERGY FD CL A	00142F204			10/3/2008		2/11/2009	5,036	6,279		
17	X	AIM ENERGY FD CL A	00142F204			10/8/2008		2/11/2009	25	27		
18	X	AIM ENERGY FD CL A	00142F204			12/12/2008		2/11/2009	125	121		
19	X	ANNALY CAP MGMT INC	035710409			1/5/2009		9/23/2009	6,200	5,027		
20	X	ANNALY CAP MGMT INC	035710409			5/29/2009		9/23/2009	2,151	1,556		
21	X	ARTIO GLOBAL EQUITY FUND	04315J704			2/11/2009		6/12/2009	14,752	11,931		
22	X	ARTIO INTERNATIONAL	04315J837			1/9/2008		2/11/2009	7,001	13,319		
23	X	ARTIO INTERNATIONAL	04315J837			6/2/2008		2/11/2009	1,179	2,209		
24	X	ARTIO INTERNATIONAL	04315J837			9/19/2008		2/11/2009	1,631	2,447		
25	X	ARTIO INTERNATIONAL	04315J837			9/22/2008		2/11/2009	9	13		
26	X	ARTIO INTERNATIONAL	04315J837			1/2/2009		2/11/2009	410	391		
27	X	ARTIO INTERNATIONAL	04315J837			5/11/2007		1/14/2009	6,842	7,272		
28	X	BERKSHIRE HATHAWAY CLB	084670207			9/15/2008		3/26/2009	4,497	4,497		
29	X	BLACKROCK ENERGY	091937532			9/15/2008		3/26/2009	72	53		
30	X	BLACKROCK ENERGY	091937532			9/15/2008		3/26/2009	1,341	3,757		
31	X	BLACKROCK ENERGY	091937532			12/16/2008		3/26/2009	1,426	1,336		
32	X	BLACKROCK ENERGY	091937532			12/17/2008		3/26/2009	21	21		
33	X	BLACKROCK ENERGY	091937532			2/11/2009		3/26/2009	2,533	2,517		
34	X	BLACKROCK ENERGY	091937532			2/12/2009		3/26/2009	21	21		
35	X	BLACKROCK ENERGY	091937532			1/17/2007		2/11/2009	10,880	13,266		
36	X	BLACKROCK HL SC OPP INST	091937540			1/17/2007		2/12/2009	1,587	2,445		
37	X	BLACKROCK ENGY AND RES	09250U101			1/17/2007		2/12/2009	1,143	1,761		
38	X	BLACKROCK ENGY AND RES	09250U101			1/17/2007		2/20/2009	277	447		
39	X	BLACKROCK ENGY AND RES	09250U101			1/17/2007		3/23/2009	1,454	2,419		
40	X	BLACKROCK ENGY AND RES	09250U101			1/17/2007		3/24/2009	1,244	2,077		
41	X	BLACKROCK ENGY AND RES	09250U101			1/17/2007		3/25/2009	458	762		
42	X	BLACKROCK ENGY AND RES	09250U101			7/24/2008		3/25/2009	331	636		
43	X	BLACKROCK ENGY AND RES	09250U101			7/24/2008		3/26/2009	1,857	3,515		
44	X	BLACKROCK ENGY AND RES	09250U101			9/19/2008		3/26/2009	496	829		
45	X	BLACKROCK ENGY AND RES	09250U101			9/19/2008		4/1/2009	221	374		
46	X	BLACKROCK ENGY AND RES	09250U101			10/3/2008		4/1/2009	126	171		
47	X	BLACKROCK ENGY AND RES	09250U101			9/19/2008		4/2/2009	315	535		
48	X	BLACKROCK ENGY AND RES	09250U101			10/3/2008		4/3/2009	48	64		
49	X	BLACKROCK ENGY AND RES	09250U101			10/3/2008		4/3/2009				

Line 6 (990-PF) - Gain/Loss from Sale of Assets Other Than Inventory

Index	Check "X" if Sale of Security	Description	Amount		Purchaser	Check "X" if Purchaser is a Business	Date Acquired	Acquisition Method	Date Sold	Gross Sales Price	Cost, Other Basis and Expenses		Net Gain or Loss
			Long Term CG Distributions	Short Term CG Distributions							Cost	Donated Value	
99	X	VANGUARD EMERGING MKTS		246				8/17/2009	2,586	1,998		-83,827	
100	X	VANGUARD EMERGING MKTS						8/17/2009	1,871	1,673		2,262	
101	X	VANGUARD PACIFIC ETF						2/11/2009	17,479	30,632			
102	X	VANGUARD PACIFIC ETF						2/11/2009	4,719	8,750			
103	X	VANGUARD PACIFIC ETF						3/27/2009	1,938	3,500			
104	X	VANGUARD PACIFIC ETF						3/27/2009	1,899	3,435			
105	X	VANGUARD PACIFIC ETF						4/2/2009	2,213	3,856			
106	X	VANGUARD PACIFIC ETF						4/2/2009	3,621	5,966			
107	X	VANGUARD PACIFIC ETF						7/30/2009	5,548	7,424			
108	X	VANGUARD PACIFIC ETF						8/28/2009	2,894	3,712			
109	X	VANGUARD PACIFIC ETF						10/2/2009	4,392	5,767			
110	X	VANGUARD PACIFIC ETF						12/1/2009	2,315	2,916			
111	X	TCW TOTAL RETURN						12/7/2009	187	166			
112	X	TCW TOTAL RETURN						3/2/2009	10	9			
113	X	TCW TOTAL RETURN						12/7/2009	146	127			
114	X	TCW TOTAL RETURN						12/7/2009	6,831	6,422			
115	X	TCW TOTAL RETURN						12/7/2009	10	9			
116	X	TCW TOTAL RETURN						12/7/2009	14,448	13,202			
117	X	TCW TOTAL RETURN						12/7/2009	10	9			
118	X	TEMPLETON GLOBAL BOND						12/19/2008	793	796			
119	X	TEMPLETON GLOBAL BOND						1/20/2009	77	79			
120	X	TEMPLETON GLOBAL BOND						2/11/2009	1,752	1,733			
121	X	TEMPLETON GLOBAL BOND						2/11/2009	55	55			
122	X	TEMPLETON GLOBAL BOND						2/11/2009	55	54			
123	X	NUVEEN GLOBAL VAL OPPTY						8/6/2009	601	797			
124	X	NUVEEN GLOBAL VAL OPPTY						8/7/2009	1,119	1,474			
125	X	NUVEEN GLOBAL VAL OPPTY						10/15/2009	70	80			
126	X	NUVEEN GLOBAL VAL OPPTY						10/16/2009	496	578			
127	X	NUVEEN GLOBAL VAL OPPTY						10/19/2009	514	597			
128	X	NUVEEN GLOBAL VAL OPPTY						10/20/2009	392	458			
129	X	NUVEEN GLOBAL VAL OPPTY						10/21/2009	102	119			
130	X	NUVEEN GLOBAL VAL OPPTY						10/22/2009	862	1,016			
131	X	NUVEEN GLOBAL VAL OPPTY						10/23/2009	370	438			
132	X	NUVEEN GLOBAL VAL OPPTY						10/26/2009	268	319			
133	X	NUVEEN GLOBAL VAL OPPTY						10/27/2009	131	159			
134	X	NUVEEN GLOBAL VAL OPPTY						10/27/2009	213	238			
135	X	NUVEEN GLOBAL VAL OPPTY						11/19/2009	526	549			
136	X	NUVEEN GLOBAL VAL OPPTY						11/20/2009	596	622			
137	X	NUVEEN GLOBAL VAL OPPTY						11/20/2009	53	57			
138	X	NUVEEN GLOBAL VAL OPPTY						11/23/2009	442	476			
139	X	NUVEEN GLOBAL VAL OPPTY						11/24/2009	246	267			
140	X	NUVEEN GLOBAL VAL OPPTY						11/25/2009	737	800			
141	X	NUVEEN GLOBAL VAL OPPTY						12/1/2009	176	190			
142	X	NUVEEN GLOBAL VAL OPPTY						12/1/2009	88	70			
143	X	NUVEEN GLOBAL VAL OPPTY						9/22/2008	1,003	807			
144	X	NUVEEN GLOBAL VAL OPPTY						12/2/2009	812	651			
145	X	NUVEEN GLOBAL VAL OPPTY						12/3/2009	194	156			
146	X	NUVEEN GLOBAL VAL OPPTY						12/3/2009	405	320			
147	X	NUVEEN GLOBAL VAL OPPTY						12/4/2009	544	431			
Totals									782,267	866,094	416		
Securities									2,678				
Other sales													

Line 6 (990-PF) - Gain/Loss from Sale of Assets Other Than Inventory

Index	Check "X" if Sale of Security	Description	CUSIP #	Purchaser	Check "X" if Purchaser is a Business	Date Acquired	Acquisition Method	Date Sold	Gross Sales Price	Cost, Other Basis and Expenses		Net Gain or Loss
										Cost	Donated Value	
									782,267	866,094	-83,827	
									2,678	416	2,262	
Totals												
Securities												
Other sales												
148	X	NUVEEN GLOBAL VAL OPPTY	6706EH103			9/23/2008		12/8/2009	351	278		
149	X	NUVEEN GLOBAL VAL OPPTY	6706EH103			9/24/2008		12/8/2009	316	250		
150	X	NUVEEN GLOBAL VAL OPPTY	6706EH103			9/24/2008		12/9/2009	280	222		
151	X	NUVEEN GLOBAL VAL OPPTY	6706EH103			9/24/2008		12/10/2009	141	111		
152	X	NUVEEN GLOBAL VAL OPPTY	6706EH103			9/25/2008		12/10/2009	494	390		
153	X	NUVEEN GLOBAL VAL OPPTY	6706EH103			9/26/2008		12/10/2009	300	231		
154	X	NUVEEN GLOBAL VAL OPPTY	6706EH103			9/26/2008		12/11/2009	207	163		
155	X	NUVEEN GLOBAL VAL OPPTY	6706EH103			9/26/2008		12/14/2009	173	136		
156	X	NUVEEN GLOBAL VAL OPPTY	6706EH103			10/1/2008		12/14/2009	156	118		
157	X	NUVEEN GLOBAL VAL OPPTY	6706EH103			10/1/2008		12/15/2009	670	511		
158	X	NUVEEN GLOBAL VAL OPPTY	6706EH103			10/2/2008		12/15/2009	69	53		
159	X	NUVEEN GLOBAL VAL OPPTY	6706EH103			10/2/2008		12/16/2009	991	755		
160	X	NUVEEN GLOBAL VAL OPPTY	6706EH103			10/2/2008		12/17/2009	754	583		
161	X	NUVEEN GLOBAL VAL OPPTY	6706EH103			10/2/2008		12/18/2009	188	146		
162	X	POWERSHARES DB COMMON	73935S105			1/17/2007		8/26/2009	11,253	11,272		
163	X	PRINCIPAL INVESTORS	74254T252			6/1/2009		10/15/2009	9	8		
164	X	PRINCIPAL INVESTORS	74254T252			6/19/2009		10/15/2009	2,846	2,474		
165	X	PRINCIPAL INVESTORS	74254T252			7/6/2009		10/15/2009	107	93		
166	X	PRINCIPAL INVESTORS	74254T252			7/31/2009		10/15/2009	116	109		
167	X	PRINCIPAL INVESTORS	74254T252			8/31/2009		10/15/2009	116	110		
168	X	PRINCIPAL INVESTORS	74254T252			9/30/2009		10/15/2009	107	106		
169	X	PRINCIPAL INVESTORS	74254T252			4/30/2009		10/15/2009	90	65		
170	X	PRINCIPAL INVESTORS	74254T252			5/29/2009		10/15/2009	90	75		
171	X	PRINCIPAL INVESTORS	74254T252			4/20/2009		10/15/2009	10,722	7,440		
172	X	PRINCIPAL INVESTORS	74254T252			4/23/2009		10/15/2009	9	6		
173	X	PRINCIPAL INVESTORS	74254T252			2/11/2009		10/15/2009	9	6		
174	X	PRINCIPAL INVESTORS	74254T252			2/27/2009		10/15/2009	18	11		
175	X	PRINCIPAL INVESTORS	74254T252			3/31/2009		10/15/2009	18	11		
176	X	PRINCIPAL INVESTORS	74254T252			2/11/2009		10/15/2009	9	6		
177	X	PRINCIPAL INVESTORS	74254T252			2/11/2009		10/15/2009	2,730	1,897		
178	X	SPDRGOLDTRUST	78463V107			10/3/2008		1/31/2009	1	1		
179	X	SPDRGOLDTRUST	78463V107			10/3/2008		1/31/2009	3	3		
180	X	SPDRGOLDTRUST	78463V107			10/3/2008		1/31/2009	3	3		
181	X	SPDRGOLDTRUST	78463V107			10/3/2008		2/28/2009	1	1		
182	X	SPDRGOLDTRUST	78463V107			10/3/2008		2/28/2009	3	3		
183	X	SPDRGOLDTRUST	78463V107			10/3/2008		2/28/2009	3	3		
184	X	SPDRGOLDTRUST	78463V107			10/3/2008		3/31/2009	3	3		
185	X	SPDRGOLDTRUST	78463V107			10/3/2008		3/31/2009	1	1		
186	X	SPDRGOLDTRUST	78463V107			10/3/2008		3/31/2009	3	3		
187	X	SPDRGOLDTRUST	78463V107			10/3/2008		4/30/2009	1	1		
188	X	SPDRGOLDTRUST	78463V107			10/3/2008		4/30/2009	3	3		
189	X	SPDRGOLDTRUST	78463V107			10/3/2008		4/30/2009	3	3		
190	X	SPDRGOLDTRUST	78463V107			10/3/2008		5/31/2009	1	1		
191	X	SPDRGOLDTRUST	78463V107			10/3/2008		5/31/2009	3	3		
192	X	SPDRGOLDTRUST	78463V107			10/3/2008		5/31/2009	3	3		
193	X	SPDRGOLDTRUST	78463V107			10/3/2008		6/30/2009	3	3		
194	X	SPDRGOLDTRUST	78463V107			10/3/2008		6/30/2009	3	3		
195	X	SPDRGOLDTRUST	78463V107			10/3/2008		6/30/2009	1	1		
196	X	SPDRGOLDTRUST	78463V107			10/3/2008		7/14/2009	3,906	3,549		

Line 6 (990-PF) - Gain/Loss from Sale of Assets Other Than Inventory

Index	Check "X" if Sale of Security	Description	CUSIP #	Purchaser	Check "X" if Purchaser is a Business	Date Acquired	Acquisition Method	Date Sold	Gross Sales Price	Cost, Other Basis and Expenses		Net Gain or Loss
										Cost	Donated Value	
									782,267	866,094	-83,827	
									2,678	416	2,262	
Totals												
Securities												
Other sales												
197	X	SPDRGOLDTRUST	78463V107			10/3/2008		7/29/2009	9,748	8,829		
198	X	SPDRGOLDTRUST	78463V107			10/3/2008		7/31/2009	3	3		
199	X	FIDELITY ADV FLOATING	315807552			5/1/2009		11/5/2009	9	9		
200	X	FIDELITY ADV FLOATING	315807552			5/13/2009		11/5/2009	2,111	1,985		
201	X	FIDELITY ADV FLOATING	315807552			6/19/2009		11/5/2009	4,701	4,534		
202	X	FIDELITY ADV FLOATING	315807552			6/22/2009		11/5/2009	9	9		
203	X	FIDELITY ADV FLOATING	315807552			8/3/2009		11/5/2009	9	9		
204	X	FIDELITY ADV FLOATING	315807552			9/30/2009		11/5/2009	50	28		
205	X	FIDELITY ADV FLOATING	315807552			10/30/2009		11/5/2009	34	19		
206	X	NATIXIS GATEWAY FUND CL	367829884			10/23/2008		10/2/2009	7,515	7,305		
207	X	NATIXIS GATEWAY FUND CL	367829884			12/31/2008		10/2/2009	97	97		
208	X	NATIXIS GATEWAY FUND CL	367829884			3/27/2009		10/2/2009	97	90		
209	X	NATIXIS GATEWAY FUND CL	367829884			6/26/2009		10/2/2009	73	71		
210	X	NATIXIS GATEWAY FUND CL	367829884			9/25/2009		10/2/2009	73	73		
211	X	NATIXIS GATEWAY FUND CL	367829884			10/22/2008		10/26/2009	2,837	2,719		
212	X	ISHARES MSCI BRAZIL FREE	464286400			4/2/2009		7/30/2009	1,676	1,227		
213	X	ISHARES MSCI BRAZIL FREE	464286400			4/2/2009		8/17/2009	4,723	3,471		
214	X	ISHARES MSCI BRAZIL FREE	464286400			5/8/2009		8/17/2009	288	254		
215	X	ISHARES MSCI CDA INDX FD	464286509			3/27/2009		7/30/2009	4,613	3,324		
216	X	ISHARES MSCI CDA INDX FD	464286509			3/27/2009		8/17/2009	8,003	6,031		
217	X	ISHARES MSCI CDA INDX FD	464286509			4/21/2009		8/17/2009	1,273	1,003		
218	X	ISHARES MSCI CDA INDX FD	464286509			4/21/2009		9/23/2009	1,322	913		
219	X	ISHARES MSCI CDA INDX FD	464286509			5/8/2009		9/23/2009	493	404		
220	X	ISHARES MSCI CDA INDX FD	464286509			6/25/2009		9/23/2009	2,800	2,316		
221	X	ISHARES BARCLAYS TIPS BO	464287176			10/27/2008		2/9/2009	9,896	9,256		
222	X	ISHARE BARCLYS 20+ YR	464287432			2/9/2009		2/11/2009	1,595	1,526		
223	X	ISHARE BARCLYS 20+ YR	464287432			2/9/2009		3/5/2009	23,664	22,888		
224	X	ISHARE BARCLYS 20+ YR	464287432			4/24/2009		5/13/2009	18,281	18,819		
225	X	JENNISON HEALTH	476294806			12/16/2008		8/28/2009	151	122		
226	X	JENNISON HEALTH	476294806			1/9/2008		8/28/2009	3,270	3,950		
227	X	JP MORGAN TAX AWARE REA	4812A2520			10/1/2008		2/11/2009	145	143		
228	X	JP MORGAN TAX AWARE REA	4812A2520			11/3/2008		2/11/2009	174	164		
229	X	JP MORGAN TAX AWARE REA	4812A2520			12/1/2008		2/11/2009	165	150		
230	X	JP MORGAN TAX AWARE REA	4812A2520			1/2/2009		2/11/2009	174	161		
231	X	JP MORGAN TAX AWARE REA	4812A2520			2/2/2009		2/11/2009	155	153		
232	X	JP MORGAN TAX AWARE REA	4812A2520			7/9/2008		2/11/2009	11,240	11,774		
233	X	JP MORGAN TAX AWARE REA	4812A2546			8/3/2009		9/23/2009	110	107		
234	X	JP MORGAN TAX AWARE REA	4812A2546			9/1/2009		9/23/2009	110	108		
235	X	JP MORGAN TAX AWARE REA	4812A2546			7/9/2008		9/23/2009	17,558	17,785		
236	X	LAZARD EMERGING MKTS	52106N889			12/23/2008		8/26/2009	485	317		
237	X	LAZARD EMERGING MKTS	52106N889			9/15/2008		8/26/2009	8,075	8,910		
238	X	LAZARD EMERGING MKTS	52106N889			9/19/2008		8/26/2009	1,405	1,619		
239	X	LORD ABBETT SHORT	543916464			6/19/2009		9/15/2009	5	4		
240	X	LORD ABBETT SHORT	543916464			7/7/2009		9/15/2009	3,112	3,009		
241	X	LORD ABBETT SHORT	543916464			7/6/2009		9/15/2009	5	4		
242	X	LORD ABBETT SHORT	543916464			8/4/2009		9/15/2009	5	4		
243	X	LORD ABBETT SHORT	543916464			9/15/2009		9/15/2009	9	9		
244	X	LORD ABBETT SHORT	543916464			9/15/2009		9/15/2009	9	9		
245	X	LORD ABBETT SHORT	543916464			6/19/2009		9/15/2009	5	4		

Line 6 (990-PF) - Gain/Loss from Sale of Assets Other Than Inventory

Index	Check "X" if Sale of Security	Description	CUSIP #	Purchaser	Check "X" if Purchaser is a Business	Date Acquired	Acquisition Method	Date Sold	Gross Sales Price	Totals		Expense of Sale and Cost of Improvements	Net Gain or Loss
										Gross Sales	Cost, Other Basis and Expenses		
		Long Term CG Distributions	Amount										
		Short Term CG Distributions	246										
247	X	LORD ABBETT SHORT	543916484			10/5/2009		10/8/2009	5				
248	X	LORD ABBETT CONVERTIBLE	543916498			2/11/2009		10/15/2009	4,237	3,403			
249	X	LORD ABBETT CONVERTIBLE	543916498			9/30/2009		10/15/2009	62	61			
250	X	LORD ABBETT CONVERTIBLE	543916498			2/11/2009		10/26/2009	512	416			
251	X	LORD ABBETT CONVERTIBLE	543916498			5/13/2009		10/26/2009	2,129	1,816			
252	X	THE MANAGERS	561717505			10/1/2009		10/26/2009	10	10			
253	X	THE MANAGERS	561717505			2/25/2009		11/4/2009	48	39			
254	X	THE MANAGERS	561717505			3/27/2009		11/4/2009	48	38			
255	X	THE MANAGERS	561717505			4/28/2009		11/4/2009	48	40			
256	X	THE MANAGERS	561717505			5/27/2009		11/4/2009	72	62			
257	X	THE MANAGERS	561717505			6/26/2009		11/4/2009	72	66			
258	X	THE MANAGERS	561717505			7/29/2009		11/4/2009	72	67			
259	X	THE MANAGERS	561717505			8/27/2009		11/4/2009	72	70			
260	X	THE MANAGERS	561717505			9/28/2009		11/4/2009	72	72			
261	X	THE MANAGERS	561717505			10/28/2009		11/4/2009	72	72			
262	X	NUVEEN TROWDS GLOBAL A	67065W795			2/11/2009		11/4/2009	6,969	5,855			
263	X	NUVEEN TROWDS GLOBAL A	67065W795			1/17/2007		2/11/2009	16	22			
264	X	NUVEEN TROWDS GLOBAL A	67065W795			1/17/2007		2/11/2009	13,610	19,671			
265	X	NUVEEN GLOBAL VAL OPPTY	6706EH103			12/31/2008		2/11/2009	334	338			
266	X	NUVEEN GLOBAL VAL OPPTY	6706EH103			1/17/2007		2/13/2009	4,977	8,464			
267	X	NUVEEN GLOBAL VAL OPPTY	6706EH103			1/17/2007		2/13/2009	1,045	1,832			
268	X	NUVEEN GLOBAL VAL OPPTY	6706EH103			1/17/2007		7/30/2009	1,154	1,494			
269	X	NUVEEN GLOBAL VAL OPPTY	6706EH103			1/17/2007		7/31/2009	622	817			
270	X	NUVEEN GLOBAL VAL OPPTY	6706EH103			1/17/2007		8/3/2009	258	339			
271	X	NUVEEN GLOBAL VAL OPPTY	6706EH103			1/17/2007		8/4/2009	914	1,195			
272	X	NUVEEN GLOBAL VAL OPPTY	6706EH103			1/17/2007		8/4/2009	1,092	1,434			
273	X	SPDRGOLDTRUST	78463V107			1/17/2007		8/5/2009	421	558			
274	X	SPDRGOLDTRUST	78463V107			10/3/2008		7/31/2009	3	3			
275	X	SPDRGOLDTRUST	78463V107			10/3/2008		8/31/2009	4	3			
276	X	SPDRGOLDTRUST	78463V107			10/3/2008		9/30/2009	4	3			
277	X	SPDRGOLDTRUST	78463V107			10/3/2008		10/31/2009	4	3			
278	X	SPDRGOLDTRUST	78463V107			10/3/2008		11/30/2009	4	3			
279	X	HEALTH CARE SELECT SPDR	81369Y209			10/3/2008		12/31/2009	4	3			
280	X	HEALTH CARE SELECT SPDR	81369Y209			9/19/2008		2/11/2009	7,049	8,298			
281	X	HEALTH CARE SELECT SPDR	81369Y209			9/19/2008		4/21/2009	2,090	2,724			
282	X	HEALTH CARE SELECT SPDR	81369Y209			9/22/2008		4/21/2009	1,514	1,966			
283	X	HEALTH CARE SELECT SPDR	81369Y209			9/22/2008		4/29/2009	848	1,092			
284	X	SECTOR SPDR ENERGY	81369Y506			10/3/2008		4/29/2009	8,574	10,785			
285	X	SECTOR SPDR ENERGY	81369Y506			3/11/2009		10/26/2009	6,554	4,544			
286	X	TCW TOTAL RETURN	87234N880			4/29/2008		10/26/2009	1,490	1,173			
287	X	TCW TOTAL RETURN	87234N880			9/30/2008		2/11/2009	37	37			
288	X	TCW TOTAL RETURN	87234N880			11/3/2008		2/11/2009	37	37			
289	X	TCW TOTAL RETURN	87234N880			11/28/2008		2/11/2009	110	111			
290	X	TCW TOTAL RETURN	87234N880			12/19/2008		2/11/2009	193	193			
291	X	TCW TOTAL RETURN	87234N880			1/30/2009		2/11/2009	129	128			
292	X	TCW TOTAL RETURN	87234N880			7/9/2008		2/11/2009	927	970			
293	X	TCW TOTAL RETURN	87234N880			11/30/2009		12/7/2009	323	317			
294	X	TCW TOTAL RETURN	87234N880			11/3/2009		12/7/2009	10	10			
						11/4/2009		12/7/2009	9,455	9,427			
Totals									782,267	866,094	416		-83,827
Securities									2,678				2,262
Other sales													

Line 11 (990-PF) - Other Income

		71	-4	0
	Description	Revenue and Expenses per Books	Net Investment Income	Adjusted Net Income
1	UNITED STATES OIL FUND ORDINARY	-4	-4	
2	STATE TAX REFUND	75		
3			0	
4			0	
5			0	
6			0	
7			0	
8			0	
9			0	
10			0	

Line 16a (990-PF) - Legal Fees

	170	153	0	17
	Revenue and Expenses per Books	Net Investment Income	Adjusted Net Income	Disbursements for Charitable Purposes (Cash Basis Only)
1	ATTORNEY FEES	170	153	17
2				
3				
4				
5				
6				
7				
8				
9				
10				

Line 16b (990-PF) - Accounting Fees

		6,000	0	0	0	6,000
	Name of Organization or Person Providing Service	Revenue and Expenses per Books	Net Investment Income	Adjusted Net Income	Disbursements for Charitable Purposes (Cash Basis Only)	
1	TAX PREP FEES	6,000			6,000	
2						
3						
4						
5						
6						
7						
8						
9						
10						

Line 16c (990-PF) - Other Fees

		13,472	11,223	0	1,347
	Name of Organization or Person Providing Service	Revenue and Expenses per Books	Net Investment Income	Adjusted Net Income	Disbursements for Charitable Purposes (Cash Basis Only)
1	MLBTC FEES AS AGENT	13,067	10,885		1,307
2	EMA ANNUAL FEE	405	338		40
3					
4					
5					
6					
7					
8					
9					
10					

Line 18 (990-PF) - Taxes

		210	210	0	0
	Description	Revenue and Expenses per Books	Net Investment Income	Adjusted Net Income	Disbursements for Charitable Purposes
1	FOREIGN TAX WITHHELD	210	210		
2					
3					
4					
5					
6					
7					
8					
9					
10					

Line 23 (990-PF) - Other Expenses

		254	244	0	10
	Description	Revenue and Expenses per Books	Net Investment Income	Adjusted Net Income	Disbursements for Charitable Purposes
1		0	0	0	0
2	INVESTMENT EXPENSES	71	71		
3	CA FORM 199 FEES	10			10
4	POWERSHARES DB COMMODITY EXPENSE	173	173		
5					
6					
7					
8					
9					
10					

Part III (990-PF) - Changes in Net Assets or Fund Balances

Line 3 - Other increases not included in Part III, Line 2

1	PY Late Posting Mutual Funds	1	566
2	Federal Excise Tax Refund	2	6,469
3	Total	3	7,035

Line 5 - Decreases not included in Part III, Line 2

1	CY Late Posting Mutual Funds	1	524
2	Cost Basis Adjustment	2	2,044
3	Total	3	2,568

Part VIII, Line 1 (990-PF) - Compensation of Officers, Directors, Trustees and Foundation Managers

	Name	Check "X" if Business	Street	City	State	Zip Code	Foreign Country	Title	Average Hours	Compensation
1	Jennifer A Moores		12265 El Camino Real	San Diego	CA	92130		President	1	0
2	Darlene Lilo		11343 Avenida Del Gato	San Diego	CA	92126		Secretary/CFO	1	
3										
4										
5										
6										
7										
8										
9										
10										

0

Part VI, Line 6a (990-PF) - Estimated Tax Payments

	Date	Amount
1 Credit from prior year return	1	330
2 First quarter estimated tax payment	2	0
3 Second quarter estimated tax payment	3	0
4 Third quarter estimated tax payment	4	0
5 Fourth quarter estimated tax payment	5	0
6 Other payments	6	0
7 Total	7	330

Form **6781**

Gains and Losses From Section 1256 Contracts and Straddles

OMB No 1545-0644

2009

Attachment Sequence No **82**

Department of the Treasury
Internal Revenue Service

▶ Attach to your tax return.

Name(s) shown on tax return: **THE DOMINUS NIHIL FOUNDATION** Identifying number: **20-8104194**

Check all applicable boxes (see instructions):
A Mixed straddle election **C** Mixed straddle account election
B Straddle-by-straddle identification election **D** Net section 1256 contracts loss election

Part I Section 1256 Contracts Marked to Market

(a) Identification of account	(b) (Loss)	(c) Gain
1 From K-1 Input Worksheet		2,373
2 Add the amounts on line 1 in columns (b) and (c)	2 (0)	2,373
3 Net gain or (loss) Combine line 2, columns (b) and (c)	3	2,373
4 Form 1099-B adjustments See instructions and attach schedule	4	
5 Combine lines 3 and 4	5	2,373
<i>Note: If line 5 shows a net gain, skip line 6 and enter the gain on line 7. Partnerships and S corporations, see instructions.</i>		
6 If you have a net section 1256 contracts loss and checked box D above, enter the amount of loss to be carried back. Enter the loss as a positive number.	6	
7 Combine lines 5 and 6	7	2,373
8 Short-term capital gain or (loss). Multiply line 7 by 40% (40). Enter here and include on the appropriate line of Schedule D (see instructions)	8	949
9 Long-term capital gain or (loss). Multiply line 7 by 60% (60). Enter here and include on the appropriate line of Schedule D (see instructions)	9	1,424

Part II Gains and Losses From Straddles. Attach a separate schedule listing each straddle and its components

Section A—Losses From Straddles

(a) Description of property	(b) Date entered into or acquired	(c) Date closed out or sold	(d) Gross sales price	(e) Cost or other basis plus expense of sale	(f) Loss if column (e) is more than (d) enter difference. Otherwise, enter -0-	(g) Unrecognized gain on offsetting positions	(h) Recognized loss If column (f) is more than (g), enter difference. Otherwise, enter -0-
10					0		0
11 a Enter the short-term portion of losses from line 10, column (h), here and include on the appropriate line of Schedule D (see instructions)							11a ()
b Enter the long-term portion of losses from line 10, column (h), here and include on the appropriate line of Schedule D (see instructions)							11b ()

Section B—Gains From Straddles

(a) Description of property	(b) Date entered into or acquired	(c) Date closed out or sold	(d) Gross sales price	(e) Cost or other basis plus expense of sale	(f) Gain If column (d) is more than (e), enter difference. Otherwise, enter -0-	
12					0	
13 a Enter the short-term portion of gains from line 12, column (f), here and include on the appropriate line of Schedule D (see instructions)						13a
b Enter the long-term portion of gains from line 12, column (f), here and include on the appropriate line of Schedule D (see instructions)						13b

Part III Unrecognized Gains From Positions Held on Last Day of Tax Year. Memo Entry Only (see instructions)

(a) Description of property	(b) Date acquired	(c) Fair market value on last business day of tax year	(d) Cost or other basis as adjusted	(e) Unrecognized gain If column (c) is more than (d), enter difference. Otherwise, enter -0-
14				0
				0
				0