



See a Social Security Number? Say Something!
Report Privacy Problems to <https://public.resource.org/privacy>
Or call the IRS Identity Theft Hotline at 1-800-908-4490



Return of Private Foundation
or Section 4947(a)(1) Nonexempt Charitable Trust
Treated as a Private Foundation

2009

Department of the Treasury
Internal Revenue Service

Note. The foundation may be able to use a copy of this return to satisfy state reporting requirements.

For calendar year 2009, or tax year beginning _____, and ending _____

G Check all that apply: Initial return Initial return of a former public charity Final return
 Amended return Address change Name change

Use the IRS label. Otherwise, print or type. See Specific Instructions.	Name of foundation ROSS CHARITABLE TRUST C/O DENNIS L. ROSS, M.D. Number and street (or P O box number if mail is not delivered to street address) Room/suite 747 N. LINDEN COURT City or town, state, and ZIP code WICHITA, KS 67206-4004	A Employer identification number 20-6567754 B Telephone number 316-634-0357
H Check type of organization: <input checked="" type="checkbox"/> Section 501(c)(3) exempt private foundation <input type="checkbox"/> Section 4947(a)(1) nonexempt charitable trust <input type="checkbox"/> Other taxable private foundation	J Accounting method: <input checked="" type="checkbox"/> Cash <input type="checkbox"/> Accrual <input type="checkbox"/> Other (specify) _____	C If exemption application is pending, check here <input type="checkbox"/> D 1. Foreign organizations, check here <input type="checkbox"/> 2. Foreign organizations meeting the 85% test, check here and attach computation <input type="checkbox"/> E If private foundation status was terminated under section 507(b)(1)(A), check here <input type="checkbox"/> F If the foundation is in a 60-month termination under section 507(b)(1)(B), check here <input type="checkbox"/>
I Fair market value of all assets at end of year (from Part II, col. (c), line 16) \$ 3,197,054. (Part I, column (d) must be on cash basis.)		

Part I	Analysis of Revenue and Expenses <small>(The total of amounts in columns (b), (c), and (d) may not necessarily equal the amounts in column (a))</small>	(a) Revenue and expenses per books	(b) Net investment income	(c) Adjusted net income	(d) Disbursements for charitable purposes (cash basis only)
	1 Contributions, gifts, grants, etc., received			N/A	
	2 Check <input checked="" type="checkbox"/> if the foundation is not required to attach Sch B				
	3 Interest on savings and temporary cash investments	16.	16.		STATEMENT 1
	4 Dividends and interest from securities	70,676.	70,676.		STATEMENT 2
	5a Gross rents				
	b Net rental income or (loss)				
	6a Net gain or (loss) from sale of assets not on line 10	-380,389.			
	b Gross sales price for all assets on line 8a 1,735,145.				
	7 Capital gain net income (from Part IV, line 2)		0.		
	8 Net short-term capital gain				
	9 Income modifications				
	10a Gross sales less returns and allowances				
	b Less Cost of goods sold				
	c Gross profit or (loss)				
	11 Other income				
	12 Total. Add lines 1 through 11	-309,697.	70,692.		
	13 Compensation of officers, directors, trustees, etc.	0.	0.		0.
	14 Other employee salaries and wages				
	15 Pension plans, employee benefits				
	16a Legal fees				
	b Accounting fees STMT 3	3,832.	2,874.		958.
	c Other professional fees				
	17 Interest				
	18 Taxes STMT 4	2,896.	2,896.		0.
	19 Depreciation and depletion				
	20 Occupancy				
	21 Travel, conferences, and meetings				
	22 Printing and publications				
	23 Other expenses STMT 5	39,692.	39,692.		0.
	24 Total operating and administrative expenses. Add lines 13 through 23	46,420.	45,462.		958.
	25 Contributions, gifts, grants paid	240,000.			240,000.
	26 Total expenses and disbursements. Add lines 24 and 25	286,420.	45,462.		240,958.
	27 Subtract line 26 from line 12:				
	a Excess of revenue over expenses and disbursements	-596,117.			
	b Net investment income (if negative, enter -0-)		25,230.		
	c Adjusted net income (if negative, enter -0-)			N/A	

RECEIVED
JUN 28 2010
OGDEN, UT
IRS OSC

SCANNED JUL 01 2010
Operating and Administrative Expenses

ROSS CHARITABLE TRUST
C/O DENNIS L. ROSS, M.D.

Form 990-PF (2009)

20-6567754 Page 2

Part II Balance Sheets <small>Attached schedules and amounts in the description column should be for end-of-year amounts only</small>		Beginning of year	End of year	
		(a) Book Value	(b) Book Value	(c) Fair Market Value
Assets	1 Cash - non-interest-bearing			
	2 Savings and temporary cash investments	376,382.	221,757.	221,757.
	3 Accounts receivable ▶ 1,198.			
	Less: allowance for doubtful accounts ▶	103,351.	1,198.	1,198.
	4 Pledges receivable ▶			
	Less: allowance for doubtful accounts ▶			
	5 Grants receivable			
	6 Receivables due from officers, directors, trustees, and other disqualified persons			
	7 Other notes and loans receivable ▶			
	Less: allowance for doubtful accounts ▶			
	8 Inventories for sale or use			
	9 Prepaid expenses and deferred charges			
	10a Investments - U.S. and state government obligations			
	b Investments - corporate stock STMT 6	3,318,723.	2,863,592.	2,974,099.
	c Investments - corporate bonds			
11 Investments - land, buildings, and equipment: basis ▶				
Less accumulated depreciation ▶				
12 Investments - mortgage loans				
13 Investments - other				
14 Land, buildings, and equipment: basis ▶				
Less accumulated depreciation ▶				
15 Other assets (describe ▶ _____)				
16 Total assets (to be completed by all filers)	3,798,456.	3,086,547.	3,197,054.	
Liabilities	17 Accounts payable and accrued expenses			
	18 Grants payable			
	19 Deferred revenue			
	20 Loans from officers, directors, trustees, and other disqualified persons			
	21 Mortgages and other notes payable			
22 Other liabilities (describe ▶ <u>COST OF STOCK SOLD</u>)	116,856.	0.		
23 Total liabilities (add lines 17 through 22)	116,856.	0.		
Net Assets or Fund Balances	Foundations that follow SFAS 117, check here ▶ <input type="checkbox"/> and complete lines 24 through 26 and lines 30 and 31.			
	24 Unrestricted			
	25 Temporarily restricted			
	26 Permanently restricted			
	Foundations that do not follow SFAS 117, check here ▶ <input checked="" type="checkbox"/> and complete lines 27 through 31.			
	27 Capital stock, trust principal, or current funds	3,681,600.	3,086,547.	
	28 Paid-in or capital surplus, or land, bldg., and equipment fund	0.	0.	
29 Retained earnings, accumulated income, endowment, or other funds	0.	0.		
30 Total net assets or fund balances	3,681,600.	3,086,547.		
31 Total liabilities and net assets/fund balances	3,798,456.	3,086,547.		

Part III Analysis of Changes in Net Assets or Fund Balances

1 Total net assets or fund balances at beginning of year - Part II, column (a), line 30 (must agree with end-of-year figure reported on prior year's return)	1	3,681,600.
2 Enter amount from Part I, line 27a	2	-596,117.
3 Other increases not included in line 2 (itemize) ▶ <u>NONDIVIDEND DISTRIBUTIONS</u>	3	1,064.
4 Add lines 1, 2, and 3	4	3,086,547.
5 Decreases not included in line 2 (itemize) ▶ _____	5	0.
6 Total net assets or fund balances at end of year (line 4 minus line 5) - Part II, column (b), line 30	6	3,086,547.

Form 990-PF (2009)

ROSS CHARITABLE TRUST
C/O DENNIS L. ROSS, M.D.

Form 990-PF (2009)

20-6567754 Page 3

Part IV Capital Gains and Losses for Tax on Investment Income

(a) List and describe the kind(s) of property sold (e.g., real estate, 2-story brick warehouse; or common stock, 200 shs. MLC Co.)	(b) How acquired P - Purchase D - Donation	(c) Date acquired (mo., day, yr.)	(d) Date sold (mo., day, yr.)
1a			
b SEE ATTACHED STATEMENT			
c			
d			
e			

(e) Gross sales price	(f) Depreciation allowed (or allowable)	(g) Cost or other basis plus expense of sale	(h) Gain or (loss) (e) plus (f) minus (g)
a			
b			
c			
d			
e 1,735,145.		2,115,534.	-380,389.

Complete only for assets showing gain in column (h) and owned by the foundation on 12/31/69			(l) Gains (Col. (h) gain minus col. (k), but not less than -0-) or Losses (from col. (h))
(i) F.M.V. as of 12/31/69	(j) Adjusted basis as of 12/31/69	(k) Excess of col. (i) over col. (j), if any	
a			
b			
c			
d			
e			-380,389.

2 Capital gain net income or (net capital loss)	{ If gain, also enter in Part I, line 7 If (loss), enter -0- in Part I, line 7	2	-380,389.
3 Net short-term capital gain or (loss) as defined in sections 1222(5) and (6): If gain, also enter in Part I, line 8, column (c). If (loss), enter -0- in Part I, line 8		3	N/A

Part V Qualification Under Section 4940(e) for Reduced Tax on Net Investment Income

(For optional use by domestic private foundations subject to the section 4940(a) tax on net investment income.)

If section 4940(d)(2) applies, leave this part blank.

Was the foundation liable for the section 4942 tax on the distributable amount of any year in the base period?

Yes No

If "Yes," the foundation does not qualify under section 4940(e). Do not complete this part.

1 Enter the appropriate amount in each column for each year; see instructions before making any entries.

(a) Base period years Calendar year (or tax year beginning in)	(b) Adjusted qualifying distributions	(c) Net value of noncharitable-use assets	(d) Distribution ratio (col. (b) divided by col. (c))
2008	76,887.	3,749,957.	.020503
2007	204,156.	4,346,334.	.046972
2006	262,017.	4,203,438.	.062334
2005	0.	2,173,695.	.000000
2004			

2 Total of line 1, column (d)	2	.129809
3 Average distribution ratio for the 5-year base period - divide the total on line 2 by 5, or by the number of years the foundation has been in existence if less than 5 years	3	.032452
4 Enter the net value of noncharitable-use assets for 2009 from Part X, line 5	4	2,821,749.
5 Multiply line 4 by line 3	5	91,571.
6 Enter 1% of net investment income (1% of Part I, line 27b)	6	252.
7 Add lines 5 and 6	7	91,823.
8 Enter qualifying distributions from Part XII, line 4	8	240,958.

If line 8 is equal to or greater than line 7, check the box in Part VI, line 1b, and complete that part using a 1% tax rate. See the Part VI instructions.

ROSS CHARITABLE TRUST
C/O DENNIS L. ROSS, M.D.

Form 990-PF (2009)

20-6567754 Page 4

Part VI Excise Tax Based on Investment Income (Section 4940(a), 4940(b), 4940(e), or 4948 - see instructions)

<p>1a Exempt operating foundations described in section 4940(d)(2), check here <input type="checkbox"/> and enter "N/A" on line 1. Date of ruling or determination letter: _____ (attach copy of letter if necessary-see instructions)</p> <p>b Domestic foundations that meet the section 4940(e) requirements in Part V, check here <input checked="" type="checkbox"/> and enter 1% of Part I, line 27b</p> <p>c All other domestic foundations enter 2% of line 27b. Exempt foreign organizations enter 4% of Part I, line 12, col. (b)</p>	1	252.
2 Tax under section 511 (domestic section 4947(a)(1) trusts and taxable foundations only. Others enter -0-)	2	0.
3 Add lines 1 and 2	3	252.
4 Subtitle A (income) tax (domestic section 4947(a)(1) trusts and taxable foundations only. Others enter -0-)	4	0.
5 Tax based on investment income. Subtract line 4 from line 3. If zero or less, enter -0-	5	252.
6 Credits/Payments:		
a 2009 estimated tax payments and 2008 overpayment credited to 2009	6a	1,088.
b Exempt foreign organizations - tax withheld at source	6b	
c Tax paid with application for extension of time to file (Form 8868)	6c	
d Backup withholding erroneously withheld	6d	
7 Total credits and payments. Add lines 6a through 6d	7	1,088.
8 Enter any penalty for underpayment of estimated tax. Check here <input type="checkbox"/> if Form 2220 is attached	8	
9 Tax due. If the total of lines 5 and 8 is more than line 7, enter amount owed	9	
10 Overpayment. If line 7 is more than the total of lines 5 and 8, enter the amount overpaid	10	836.
11 Enter the amount of line 10 to be: Credited to 2010 estimated tax <input checked="" type="checkbox"/> 836. Refunded <input type="checkbox"/>	11	0.

Part VII-A Statements Regarding Activities

		Yes	No
1a During the tax year, did the foundation attempt to influence any national, state, or local legislation or did it participate or intervene in any political campaign?	1a		X
1b Did it spend more than \$100 during the year (either directly or indirectly) for political purposes (see instructions for definition)? If the answer is "Yes" to 1a or 1b, attach a detailed description of the activities and copies of any materials published or distributed by the foundation in connection with the activities.	1b		X
1c Did the foundation file Form 1120-POL for this year?	1c		X
d Enter the amount (if any) of tax on political expenditures (section 4955) imposed during the year: (1) On the foundation. <input checked="" type="checkbox"/> \$ 0. (2) On foundation managers. <input checked="" type="checkbox"/> \$ 0.			
e Enter the reimbursement (if any) paid by the foundation during the year for political expenditure tax imposed on foundation managers. <input checked="" type="checkbox"/> \$ 0.			
2 Has the foundation engaged in any activities that have not previously been reported to the IRS? If "Yes," attach a detailed description of the activities.	2		X
3 Has the foundation made any changes, not previously reported to the IRS, in its governing instrument, articles of incorporation, or bylaws, or other similar instruments? If "Yes," attach a conformed copy of the changes	3		X
4a Did the foundation have unrelated business gross income of \$1,000 or more during the year?	4a		X
b If "Yes," has it filed a tax return on Form 990-T for this year?	4b		
5 Was there a liquidation, termination, dissolution, or substantial contraction during the year? If "Yes," attach the statement required by General Instruction T	5		X
6 Are the requirements of section 508(e) (relating to sections 4941 through 4945) satisfied either: • By language in the governing instrument, or • By state legislation that effectively amends the governing instrument so that no mandatory directions that conflict with the state law remain in the governing instrument?	6	X	
7 Did the foundation have at least \$5,000 in assets at any time during the year? If "Yes," complete Part II, col. (c), and Part XV.	7	X	
8a Enter the states to which the foundation reports or with which it is registered (see instructions) <input checked="" type="checkbox"/> <u>KS</u>			
b If the answer is "Yes" to line 7, has the foundation furnished a copy of Form 990-PF to the Attorney General (or designate) of each state as required by General Instruction G? If "No," attach explanation	8b	X	
9 Is the foundation claiming status as a private operating foundation within the meaning of section 4942(j)(3) or 4942(j)(5) for calendar year 2009 or the taxable year beginning in 2009 (see instructions for Part XIV)? If "Yes," complete Part XIV	9		X
10 Did any persons become substantial contributors during the tax year? If "Yes," attach a schedule listing their names and addresses	10		X

N/A

Form 990-PF (2009)

ROSS CHARITABLE TRUST
C/O DENNIS L. ROSS, M.D.

Form 990-PF (2009)

20-6567754

Page 5

Part VII-A Statements Regarding Activities (continued)

11	At any time during the year, did the foundation, directly or indirectly, own a controlled entity within the meaning of section 512(b)(13)? If "Yes," attach schedule (see instructions)	11		X
12	Did the foundation acquire a direct or indirect interest in any applicable insurance contract before August 17, 2008?	12		X
13	Did the foundation comply with the public inspection requirements for its annual returns and exemption application? Website address ▶ N/A	13	X	
14	The books are in care of ▶ DENNIS L. ROSS, M.D. Telephone no. ▶ 316-634-0357 Located at ▶ 747 N. LINDEN COURT, WICHITA, KS ZIP+4 ▶ 67206-4004			
15	Section 4947(a)(1) nonexempt charitable trusts filing Form 990-PF in lieu of Form 1041 - Check here and enter the amount of tax-exempt interest received or accrued during the year ▶ 15 N/A			

Part VII-B Statements Regarding Activities for Which Form 4720 May Be Required

File Form 4720 if any item is checked in the "Yes" column, unless an exception applies.		Yes	No
1a	During the year did the foundation (either directly or indirectly):		
	(1) Engage in the sale or exchange, or leasing of property with a disqualified person? <input type="checkbox"/> Yes <input checked="" type="checkbox"/> No		
	(2) Borrow money from, lend money to, or otherwise extend credit to (or accept it from) a disqualified person? <input type="checkbox"/> Yes <input checked="" type="checkbox"/> No		
	(3) Furnish goods, services, or facilities to (or accept them from) a disqualified person? <input type="checkbox"/> Yes <input checked="" type="checkbox"/> No		
	(4) Pay compensation to, or pay or reimburse the expenses of, a disqualified person? <input type="checkbox"/> Yes <input checked="" type="checkbox"/> No		
	(5) Transfer any income or assets to a disqualified person (or make any of either available for the benefit or use of a disqualified person)? <input type="checkbox"/> Yes <input checked="" type="checkbox"/> No		
	(6) Agree to pay money or property to a government official? (Exception. Check "No" if the foundation agreed to make a grant to or to employ the official for a period after termination of government service, if terminating within 90 days.) <input type="checkbox"/> Yes <input checked="" type="checkbox"/> No		
b	If any answer is "Yes" to 1a(1)-(6), did any of the acts fail to qualify under the exceptions described in Regulations section 53.4941(d)-3 or in a current notice regarding disaster assistance (see page 20 of the instructions)? Organizations relying on a current notice regarding disaster assistance check here <input type="checkbox"/> N/A	1b	
c	Did the foundation engage in a prior year in any of the acts described in 1a, other than excepted acts, that were not corrected before the first day of the tax year beginning in 2009? <input type="checkbox"/> Yes <input checked="" type="checkbox"/> No	1c	X
2	Taxes on failure to distribute income (section 4942) (does not apply for years the foundation was a private operating foundation defined in section 4942(j)(3) or 4942(j)(5)):		
a	At the end of tax year 2009, did the foundation have any undistributed income (lines 6d and 6e, Part XIII) for tax year(s) beginning before 2009? <input type="checkbox"/> Yes <input checked="" type="checkbox"/> No If "Yes," list the years ▶ _____, _____, _____		
b	Are there any years listed in 2a for which the foundation is not applying the provisions of section 4942(a)(2) (relating to incorrect valuation of assets) to the year's undistributed income? (If applying section 4942(a)(2) to all years listed, answer "No" and attach statement - see instructions.) <input type="checkbox"/> Yes <input checked="" type="checkbox"/> No	2b	
c	If the provisions of section 4942(a)(2) are being applied to any of the years listed in 2a, list the years here. ▶ _____, _____, _____		
3a	Did the foundation hold more than a 2% direct or indirect interest in any business enterprise at any time during the year? <input type="checkbox"/> Yes <input checked="" type="checkbox"/> No		
b	If "Yes," did it have excess business holdings in 2009 as a result of (1) any purchase by the foundation or disqualified persons after May 26, 1969; (2) the lapse of the 5-year period (or longer period approved by the Commissioner under section 4943(c)(7)) to dispose of holdings acquired by gift or bequest; or (3) the lapse of the 10-, 15-, or 20-year first phase holding period? (Use Schedule C, Form 4720, to determine if the foundation had excess business holdings in 2009.) <input type="checkbox"/> Yes <input checked="" type="checkbox"/> No	3b	
4a	Did the foundation invest during the year any amount in a manner that would jeopardize its charitable purposes?	4a	X
b	Did the foundation make any investment in a prior year (but after December 31, 1969) that could jeopardize its charitable purpose that had not been removed from jeopardy before the first day of the tax year beginning in 2009?	4b	X

Form 990-PF (2009)

ROSS CHARITABLE TRUST

Form 990-PF (2009)

C/O DENNIS L. ROSS, M.D.

20-6567754

Page 6

Part VII-B Statements Regarding Activities for Which Form 4720 May Be Required (continued)

5a During the year did the foundation pay or incur any amount to:

- (1) Carry on propaganda, or otherwise attempt to influence legislation (section 4945(e))? Yes No
- (2) Influence the outcome of any specific public election (see section 4955); or to carry on, directly or indirectly, any voter registration drive? Yes No
- (3) Provide a grant to an individual for travel, study, or other similar purposes? Yes No
- (4) Provide a grant to an organization other than a charitable, etc., organization described in section 509(a)(1), (2), or (3), or section 4940(d)(2)? Yes No
- (5) Provide for any purpose other than religious, charitable, scientific, literary, or educational purposes, or for the prevention of cruelty to children or animals? Yes No

b If any answer is "Yes" to 5a(1)-(5), did any of the transactions fail to qualify under the exceptions described in Regulations section 53.4945 or in a current notice regarding disaster assistance (see instructions)? Yes No
 Organizations relying on a current notice regarding disaster assistance check here N/A

c If the answer is "Yes" to question 5a(4), does the foundation claim exemption from the tax because it maintained expenditure responsibility for the grant? Yes No
 If "Yes," attach the statement required by Regulations section 53.4945-5(d). N/A

6a Did the foundation, during the year, receive any funds, directly or indirectly, to pay premiums on a personal benefit contract? Yes No

b Did the foundation, during the year, pay premiums, directly or indirectly, on a personal benefit contract? Yes No
 If "Yes" to 6b, file Form 8870.

7a At any time during the tax year, was the foundation a party to a prohibited tax shelter transaction? Yes No

b If yes, did the foundation receive any proceeds or have any net income attributable to the transaction? Yes No

Part VIII Information About Officers, Directors, Trustees, Foundation Managers, Highly Paid Employees, and Contractors

1 List all officers, directors, trustees, foundation managers and their compensation.

(a) Name and address	(b) Title, and average hours per week devoted to position	(c) Compensation (If not paid, enter -0-)	(d) Contributions to employee benefit plans and deferred compensation	(e) Expense account, other allowances
DENNIS L. ROSS, M.D. 747 N. LINDEN COURT WICHITA, KS 67206	TRUSTEE 1.00	0.	0.	0.
ANN M. ROSS 747 N. LINDEN COURT WICHITA, KS 67206	TRUSTEE 1.00	0.	0.	0.

2 Compensation of five highest-paid employees (other than those included on line 1). If none, enter "NONE."

(a) Name and address of each employee paid more than \$50,000	(b) Title, and average hours per week devoted to position	(c) Compensation	(d) Contributions to employee benefit plans and deferred compensation	(e) Expense account, other allowances
NONE				

Total number of other employees paid over \$50,000 0

Form 990-PF (2009)

Part VIII Information About Officers, Directors, Trustees, Foundation Managers, Highly Paid Employees, and Contractors (continued)

3 Five highest-paid independent contractors for professional services. If none, enter "NONE."

(a) Name and address of each person paid more than \$50,000	(b) Type of service	(c) Compensation
NONE		

Total number of others receiving over \$50,000 for professional services ▶ 0

Part IX-A Summary of Direct Charitable Activities

List the foundation's four largest direct charitable activities during the tax year. Include relevant statistical information such as the number of organizations and other beneficiaries served, conferences convened, research papers produced, etc.	Expenses
1 N/A	
2	
3	
4	

Part IX-B Summary of Program-Related Investments

Describe the two largest program-related investments made by the foundation during the tax year on lines 1 and 2.	Amount
1 N/A	
2	
All other program-related investments. See instructions.	
3	

Total. Add lines 1 through 3 ▶ 0.

Part X Minimum Investment Return (All domestic foundations must complete this part. Foreign foundations, see instructions.)

1 Fair market value of assets not used (or held for use) directly in carrying out charitable, etc., purposes:			
a	Average monthly fair market value of securities	1a	2,577,969.
b	Average of monthly cash balances	1b	286,751.
c	Fair market value of all other assets	1c	
d	Total (add lines 1a, b, and c)	1d	2,864,720.
e	Reduction claimed for blockage or other factors reported on lines 1a and 1c (attach detailed explanation)	1e	0.
2	Acquisition indebtedness applicable to line 1 assets	2	0.
3	Subtract line 2 from line 1d	3	2,864,720.
4	Cash deemed held for charitable activities. Enter 1 1/2% of line 3 (for greater amount, see instructions)	4	42,971.
5	Net value of noncharitable-use assets. Subtract line 4 from line 3. Enter here and on Part V, line 4	5	2,821,749.
6	Minimum investment return. Enter 5% of line 5	6	141,087.

Part XI Distributable Amount (see instructions) (Section 4942(j)(3) and (j)(5) private operating foundations and certain foreign organizations check here and do not complete this part.)

1	Minimum investment return from Part X, line 6	1	141,087.
2a	Tax on investment income for 2009 from Part VI, line 5	2a	252.
b	Income tax for 2009. (This does not include the tax from Part VI.)	2b	
c	Add lines 2a and 2b	2c	252.
3	Distributable amount before adjustments. Subtract line 2c from line 1	3	140,835.
4	Recoveries of amounts treated as qualifying distributions	4	0.
5	Add lines 3 and 4	5	140,835.
6	Deduction from distributable amount (see instructions)	6	0.
7	Distributable amount as adjusted. Subtract line 6 from line 5. Enter here and on Part XIII, line 1	7	140,835.

Part XII Qualifying Distributions (see instructions)

1 Amounts paid (including administrative expenses) to accomplish charitable, etc., purposes:			
a	Expenses, contributions, gifts, etc. - total from Part I, column (d), line 26	1a	240,958.
b	Program-related investments - total from Part IX-B	1b	0.
2	Amounts paid to acquire assets used (or held for use) directly in carrying out charitable, etc., purposes	2	
3 Amounts set aside for specific charitable projects that satisfy the:			
a	Suitability test (prior IRS approval required)	3a	
b	Cash distribution test (attach the required schedule)	3b	
4	Qualifying distributions. Add lines 1a through 3b. Enter here and on Part V, line 8, and Part XIII, line 4	4	240,958.
5	Foundations that qualify under section 4940(e) for the reduced rate of tax on net investment income. Enter 1% of Part I, line 27b	5	252.
6	Adjusted qualifying distributions. Subtract line 5 from line 4	6	240,706.

Note. The amount on line 6 will be used in Part V, column (b), in subsequent years when calculating whether the foundation qualifies for the section 4940(e) reduction of tax in those years.

Part XIII Undistributed Income (see instructions)

	(a) Corpus	(b) Years prior to 2008	(c) 2008	(d) 2009
1 Distributable amount for 2009 from Part XI, line 7				140,835.
2 Undistributed income, if any, as of the end of 2009:				
a Enter amount for 2008 only			88,376.	
b Total for prior years:		0.		
3 Excess distributions carryover, if any, to 2009:				
a From 2004				
b From 2005				
c From 2006				
d From 2007				
e From 2008				
f Total of lines 3a through e	0.			
4 Qualifying distributions for 2009 from Part XII, line 4: ▶ \$ 240,958.				
a Applied to 2008, but not more than line 2a			88,376.	
b Applied to undistributed income of prior years (Election required - see instructions)		0.		
c Treated as distributions out of corpus (Election required - see instructions)	0.			
d Applied to 2009 distributable amount				140,835.
e Remaining amount distributed out of corpus	11,747.			
5 Excess distributions carryover applied to 2009 (if an amount appears in column (d), the same amount must be shown in column (a).)	0.			0.
6 Enter the net total of each column as indicated below:				
a Corpus Add lines 3f, 4c, and 4e Subtract line 5	11,747.			
b Prior years' undistributed income. Subtract line 4b from line 2b		0.		
c Enter the amount of prior years' undistributed income for which a notice of deficiency has been issued, or on which the section 4942(a) tax has been previously assessed		0.		
d Subtract line 6c from line 6b. Taxable amount - see instructions		0.		
e Undistributed income for 2008. Subtract line 4a from line 2a. Taxable amount - see instr.			0.	
f Undistributed income for 2009. Subtract lines 4d and 5 from line 1. This amount must be distributed in 2010				0.
7 Amounts treated as distributions out of corpus to satisfy requirements imposed by section 170(b)(1)(F) or 4942(g)(3)	0.			
8 Excess distributions carryover from 2004 not applied on line 5 or line 7	0.			
9 Excess distributions carryover to 2010. Subtract lines 7 and 8 from line 6a	11,747.			
10 Analysis of line 9:				
a Excess from 2005				
b Excess from 2006				
c Excess from 2007				
d Excess from 2008				
e Excess from 2009	11,747.			

Part XV Supplementary Information (continued)

3 Grants and Contributions Paid During the Year or Approved for Future Payment

Recipient Name and address (home or business)	If recipient is an individual, show any relationship to any foundation manager or substantial contributor	Foundation status of recipient	Purpose of grant or contribution	Amount
<p><i>a</i> Paid during the year CONCORDIA THEOLOGICAL SEMINARY 6600 N. CLINTON FT WAYNE, IN 46825</p>	N/A	PUBLIC	GENERAL OPERATIONS	50,000.
<p>HOLY CROSS LUTHERAN SCHOOL AND CHURCH 600 N. GREENWICH WICHITA, KS 67206</p>	N/A	PUBLIC	GENERAL OPERATIONS	150,000.
<p>LCMS WORLD MISSION 1333 S. KIRKWOOD RD ST. LOUIS, MO 63122</p>	N/A	PUBLIC	GENERAL OPERATIONS	40,000.
Total				▶ 3a 240,000.
<i>b</i> Approved for future payment				
NONE				
Total				▶ 3b 0.

Part IV Capital Gains and Losses for Tax on Investment Income

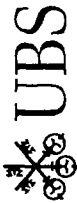
(a) List and describe the kind(s) of property sold, e.g., real estate, 2-story brick warehouse; or common stock, 200 shs. MLC Co.	(b) How acquired P - Purchase D - Donation	(c) Date acquired (mo., day, yr.)	(d) Date sold (mo., day, yr.)
1a UBS 37690 - SEE SCHEDULE D-1		VARIOUS	VARIOUS
b UBS 37690 - SEE SCHEDULE D-1		VARIOUS	VARIOUS
c UBS 37804 - SEE SCHEDULE D-2		VARIOUS	VARIOUS
d UBS 37804 - SEE SCHEDULE D-2		VARIOUS	VARIOUS
e SOCIETE GENERALE FRANCE		VARIOUS	06/29/09
f UBS 37805 - SEE SCHEDULE D-3		VARIOUS	VARIOUS
g UBS 37805 - SEE SCHEDULE D-3		VARIOUS	VARIOUS
h UBS 37806 - SEE SCHEDULE D-4		VARIOUS	VARIOUS
i UBS 37806 - SEE SCHEDULE D-4		VARIOUS	VARIOUS
j ENSCO INTL INC		VARIOUS	VARIOUS
k ENSCO INTL INC		VARIOUS	VARIOUS
l CAPITAL GAINS DIVIDENDS			
m			
n			
o			

(e) Gross sales price	(f) Depreciation allowed (or allowable)	(g) Cost or other basis plus expense of sale	(h) Gain or (loss) (e) plus (f) minus (g)
a 122,857.		191,802.	-68,945.
b 208,138.		377,846.	-169,708.
c 95,336.		97,009.	-1,673.
d 248,946.		370,189.	-121,243.
e 461.			461.
f 580,044.		537,258.	42,786.
g 94,807.		126,936.	-32,129.
h 110,223.		136,150.	-25,927.
i 262,033.		270,243.	-8,210.
j 4,850.		3,059.	1,791.
k 6,959.		5,042.	1,917.
l 491.			491.
m			
n			
o			

Complete only for assets showing gain in column (h) and owned by the foundation on 12/31/69

(i) F.M.V. as of 12/31/69	(j) Adjusted basis as of 12/31/69	(k) Excess of col. (i) over col. (j), if any	(l) Losses (from col. (h)) Gains (excess of col. (h) gain over col. (k), but not less than "-0-")
a			-68,945.
b			-169,708.
c			-1,673.
d			-121,243.
e			461.
f			42,786.
g			-32,129.
h			-25,927.
i			-8,210.
j			1,791.
k			1,917.
l			491.
m			
n			
o			

2 Capital gain net income or (net capital loss) { If gain, also enter in Part I, line 7 If (loss), enter "-0-" in Part I, line 7 }	2	-380,389.
3 Net short-term capital gain or (loss) as defined in sections 1222(5) and (6): If gain, also enter in Part I, line 8, column (c). If (loss), enter "-0-" in Part I, line 8	3	N/A



UBS Financial Services Inc
121 S WHITTIER ST
WICHITA KS 67207-1064

ENP7002051381 1209 WT 0

2009 Year End Summary

Ross Charitable Trust
20-6567754
2009 SCHEDULE D-1, pg 1

Account name: DENNIS L ROSS & ANN M ROSS
TRUSTEES ROSS CHARITABLE TRUST
Friendly account name: Denny - NFJ
Account number: WT 37690 SJ

DENNIS L ROSS & ANN M ROSS
TRUSTEES ROSS CHARITABLE TRUST
U/A DATED 5/25/2005
747 LINDEN CT
WICHITA KS 67206-4004

Your Financial Advisor:
SMITH INVESTMENT GROUP
Phone 316-612-6500/866-311-9752

Summary of gains and losses

	Amount (\$)
Short term	-68,945.33
Long term	-169,708.31
Total	\$-238,653.64

Realized gains and losses

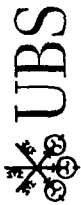
Estimated 2009 gains and losses for transactions with trade dates through 12/31/09 have been incorporated into this statement. To calculate gains and losses, we liquidate the oldest security lot first. This is known as the first-in, first-out or FIFO accounting method. We use this method unless you specified which tax lot to close when you placed your order. This is known as a versus purchases or VSP order. See *Important information about your statement* on the last page of this statement for more information.

We may not adjust gains and losses for all capital changes. Cost basis for coupon tax-exempt municipal securities, include securities subject to AMT, has been adjusted for mandatory amortization of bond premium. Estimates in the Unclassified section can not be classified as short term or long term because information is missing, or the product is one in which the gain/loss calculation is not provided.

Short-term capital gains and losses

Security description	Method	Quantity or face value (\$)	Purchase date	Sale date	Sale amount (\$)	Purchase amount (\$)	Loss (\$)	Gain (\$)	Net gain or loss (\$)
ALCOA INC	FIFO	380 000	Nov 14, 08	Feb 17, 09	2,665 00	4,292 59	-1,627 59		
	FIFO	20 000	Nov 14, 08	Feb 06, 09	170 38	225 93	-55 55		

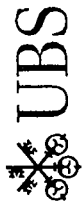
continued next page



Friendly account name: Denny - NFJ
Account number: WT 37690 SJ

Security description	Method	Quantity or face value (\$)	Purchase date	Sale date	Sale amount (\$)	Purchase amount (\$)	Loss (\$)	Gain (\$)	Net gain or loss (\$)
Realized gains and losses (continued)									
Short-term capital gains and losses (continued)									
ANNALY CAPITAL MANAGEMENT INC REIT	FIFO	280.000	Jun 30, 08	Jan 02, 09	4,278.37	4,379.03	-100.66		
BANK OF AMER CORP	FIFO	420.000	Dec 10, 08	Feb 04, 09	2,153.82	6,921.81	-4,767.99		
	FIFO	15.000	Dec 10, 08	Jan 28, 09	111.50	247.21	-135.71		
CARDINAL HEALTH INC	FIFO	10.000	Feb 26, 09	Aug 27, 09	339.69	335.58		4.11	
	FIFO	90.000	Mar 04, 09	Aug 27, 09	3,057.24	2,838.63		218.61	
	FIFO	75.000	Mar 10, 09	Aug 27, 09	2,547.70	2,360.47		187.23	
	FIFO	75.000	Feb 20, 09	Aug 24, 09	2,651.82	2,698.21	-46.39		
	FIFO	55.000	Feb 26, 09	Aug 24, 09	1,944.67	1,845.71		98.96	
CATERPILLAR INC	FIFO	55.000	Nov 13, 08	May 22, 09	1,918.27	1,910.38		7.89	
CENTURYTEL INC	LIFO	0.300	Mar 12, 09	Jul 01, 09	9.29	7.34		1.95	
DOW CHEMICAL	FIFO	150.000	Jan 13, 09	Mar 02, 09	1,110.37	2,353.98	-1,243.61		
GENL ELECTRIC CO	FIFO	70.000	Sep 22, 08	Apr 23, 09	834.93	1,880.23	-1,045.30		
	FIFO	195.000	Sep 24, 08	Apr 23, 09	2,325.87	4,678.17	-2,352.30		
	FIFO	95.000	Sep 18, 08	Apr 20, 09	1,085.83	2,121.19	-1,035.36		
	FIFO	110.000	Sep 22, 08	Apr 20, 09	1,257.27	2,954.64	-1,697.37		
	FIFO	125.000	Sep 17, 08	Apr 16, 09	1,468.84	2,932.50	-1,463.66		
	FIFO	90.000	Sep 18, 08	Apr 16, 09	1,057.56	2,009.55	-951.99		
	FIFO	75.000	Sep 17, 08	Apr 14, 09	931.26	1,759.50	-828.24		
HARRIS STRATEX NETWORKS INC CL A	FIFO	69.000	May 27, 09	Jun 12, 09	435.89	370.25		65.64	
	Adjustment	0.556	May 27, 09	May 27, 09	2.87	2.98	-0.11		
HARTFORD FINCL SERVICES GROUP INC	FIFO	85.000	May 15, 08	Mar 04, 09	369.37	5,890.54	-5,521.17		
	FIFO	70.000	May 22, 08	Mar 04, 09	304.18	4,902.35	-4,598.17		
	FIFO	80.000	May 29, 08	Mar 04, 09	347.64	5,747.01	-5,399.37		
	FIFO	70.000	Jun 06, 08	Mar 04, 09	304.18	5,070.95	-4,766.77		
HOST HOTELS & RESORTS INC (REIT)	FIFO	205.000	Feb 29, 08	Jan 27, 09	1,196.41	3,315.30	-2,118.89		
	FIFO	270.000	Mar 10, 08	Jan 27, 09	1,575.77	4,371.25	-2,795.48		
	FIFO	20.000	Feb 15, 08	Jan 20, 09	121.54	336.59	-215.05		
	FIFO	215.000	Feb 20, 08	Jan 20, 09	1,306.57	3,545.84	-2,239.27		

continued next page



ACCESS

Account name: DENNIS L ROSS & ANN M ROSS
Friendly account name: Denny - NFJ
Account number: WT 37690 SJ

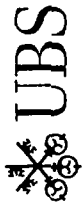
Ross Charitable Trust
20-6567754
2009 SCHEDULE D-1, pg 3

Realized gains and losses (continued)

Short-term capital gains and losses (continued)

Security description	Method	Quantity or face value (\$)	Purchase date	Sale date	Sale amount (\$)	Purchase amount (\$)	Loss (\$)	Gain (\$)	Net gain or loss (\$)
LINCOLN NATL CORP IND	FIFO	175 000	Feb 29, 08	Jan 20, 09	1,063 48	2,830 14	-1,766 66		
	FIFO	320 000	Feb 08, 08	Jan 09, 09	2,350 96	5,448 99	-3,098 03		
	FIFO	60 000	Feb 15, 08	Jan 09, 09	440 80	1,009 78	-568 98		
LINCOLN NATL CORP IND	FIFO	35 000	Sep 18, 08	May 04, 09	397 19	1,521 87	-1,124 68		
	FIFO	55 000	Sep 26, 08	May 04, 09	624 16	2,668 67	-2,044 51		
	FIFO	130 000	Oct 02, 08	May 04, 09	1,475 29	5,271 03	-3,795 74		
	FIFO	500 000	Dec 10, 08	May 04, 09	5,674 20	7,880 60	-2,206 40		
	FIFO	115 000	Jan 12, 09	May 04, 09	1,305 07	2,064 50	-759 43		
	FIFO	170 000	Aug 21, 08	Apr 24, 09	1,690 84	8,197 20	-6,506 36		
	FIFO	95 000	Sep 18, 08	Apr 24, 09	944 88	4,130 79	-3,185 91		
NORFOLK STHN CORP	FIFO	5 000	Mar 19, 09	Nov 12, 09	257 65	159 19		98 46	
	FIFO	65 000	Mar 24, 09	Nov 12, 09	3,349 49	2,235 56		1,113 93	
	FIFO	85 000	Mar 30, 09	Nov 12, 09	4,380 10	2,868 14		1,511 96	
	FIFO	65 000	Apr 03, 09	Nov 12, 09	3,349 49	2,408 62		940 87	
	FIFO	80 000	Mar 19, 09	Nov 11, 09	4,159 07	2,547 10		1,611 97	
	FIFO	90 000	Feb 23, 09	Oct 07, 09	4,095 86	2,216 57		1,879 29	
PNC FINANCIAL SERVICES GROUP	FIFO	265 000	Feb 23, 09	Oct 06, 09	12,105 62	6,526 55		5,579 07	
	FIFO	100 000	Feb 23, 09	Mar 13, 09	2,744 44	2,462 85		281 59	
	FIFO	35 000	Feb 11, 09	Mar 11, 09	880 34	1,112 12	-231 78		
	FIFO	60 000	Feb 17, 09	Mar 11, 09	1,509 15	1,545 64	-36 49		
	FIFO	30 000	Feb 23, 09	Mar 11, 09	754 57	738 86		15 71	
	FIFO	75 000	Jan 05, 09	Mar 04, 09	1,797 51	3,606 81	-1,809 30		
	FIFO	65 000	Jan 12, 09	Mar 04, 09	1,557 84	3,115 30	-1,557 46		
	FIFO	95 000	Jan 20, 09	Mar 04, 09	2,276 84	2,404 33	-127 49		
	FIFO	15 000	Feb 11, 09	Mar 04, 09	359 50	476 62	-117 12		
	FIFO	45 000	Feb 24, 09	Nov 25, 09	665 27	789 80	-124 53		
SUPERVALU INC	FIFO	185 000	Mar 04, 09	Nov 25, 09	2,735 01	2,974 02	-239 01		
	FIFO	155 000	Feb 06, 09	Nov 24, 09	2,289 57	3,046 93	-757 36		
	FIFO	70 000	Feb 17, 09	Nov 24, 09	1,034 00	1,206 70	-172 70		
	FIFO	160 000	Feb 24, 09	Nov 24, 09	2,363 42	2,808 16	-444 74		
	FIFO	90 000	Feb 23, 09	Nov 24, 09	4,095 86	2,216 57		1,879 29	

continued next page



Friendly account name: Denny - NFJ
Account number: WT 37690 SJ

Realized gains and losses (continued)

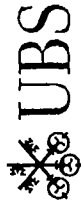
Short-term capital gains and losses (continued)

Security description	Method	Quantity or face value (\$)	Purchase date	Sale date	Sale amount (\$)	Purchase amount (\$)	Loss (\$)	Gain (\$)	Net gain or loss (\$)
WASTE MGMT INC NEW	FIFO	140 000	Jan 11, 08	Jan 02, 09	4,729 45	4,379 31		350 14	
WELLS FARGO & CO NEW	FIFO	50,000	Jul 16, 08	Mar 12, 09	659 18	1,244 85	-585 67		
	FIFO	105 000	Jul 17, 08	Mar 12, 09	1,384 28	2,814 18	-1,429 90		
	FIFO	185 000	Jul 17, 08	Mar 12, 09	2,438 97	5,093 59	-2,654 62		
	FIFO	175 000	Jul 21, 08	Mar 12, 09	2,307 14	4,960 53	-2,653 39		
	FIFO	35 000	Jul 16, 08	Mar 09, 09	341 26	871 40	-530 14		
	FIFO	30 000	Jul 16, 08	Jan 12, 09	738 01	746 91	-8 90		
	FIFO	125 000	Jul 16, 08	Jan 02, 09	3,742 72	3,112 13		630 59	
Total					\$122,856.72	\$191,802.05	-\$63,543.30	\$14,597.97	-\$68,945.33

Long-term capital gains and losses

Security description	Method	Quantity or face value (\$)	Purchase date	Sale date	Sale amount (\$)	Purchase amount (\$)	Loss (\$)	Gain (\$)	Net gain or loss (\$)
ALCOA INC	FIFO	135 000	Sep 24, 07	Feb 06, 09	1,150 06	4,995 12	-3,845 06		
	FIFO	140 000	Sep 28, 07	Feb 06, 09	1,192 65	5,469 90	-4,277 25		
	FIFO	20 000	Oct 15, 07	Feb 06, 09	170 38	757 95	-587 57		
	FIFO	165 000	Sep 14, 07	Jan 29, 09	1,376 88	5,845 65	-4,468 77		
	FIFO	140 000	Sep 20, 07	Jan 29, 09	1,168 26	5,225 26	-4,057 00		
	FIFO	25 000	Sep 24, 07	Jan 29, 09	208 62	925 02	-716 40		
	FIFO	10,000	Sep 14, 07	Jan 20, 09	86 73	354 28	-267 55		
ALLSTATE CORP	FIFO	40,000	Apr 05, 06	Jan 02, 09	1,328 79	2,082 26	-753 47		
AT&T INC	FIFO	5 000	Apr 13, 06	Feb 06, 09	130 06	127 55		2 51	
	FIFO	90 000	Apr 13, 06	Jan 12, 09	2,347 05	2,295 90		51 15	
	FIFO	130 000	Apr 05, 06	Jan 02, 09	3,824 84	3,516 37		308 47	
	FIFO	40,000	Apr 13, 06	Jan 02, 09	1,176 87	1,020 40		156 47	
BANK OF AMER CORP	FIFO	75 000	Apr 05, 06	Jan 28, 09	557 49	3,487 50	-2,930 01		
	FIFO	350 000	Apr 13, 06	Jan 28, 09	2,601 64	16,023 00	-13,421 36		
BLACK & DECKER CORP	FIFO	65 000	Jul 12, 07	May 04, 09	2,604 27	6,174 72	-3,570 45		
	FIFO	70 000	Jul 31, 07	May 04, 09	2,804 60	6,072 26	-3,267 66		
	FIFO	65 000	Aug 03, 07	May 04, 09	2,604 27	5,769 22	-3,164 95		
	FIFO	55,000	Aug 14, 07	May 04, 09	2,203 61	4,840 74	-2,637 13		
	FIFO	15,000	Mar 12, 08	May 04, 09	600 99	989 93	-388 94		

continued next page



ACCESS

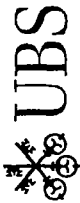
Account name: DENNIS L ROSS & ANN M ROSS
Friendly account name: Denny - NFJ
Account number: WT 37690 SJ

Ross Charitable Trust
20-6567754
2009 SCHEDULE D-1, pg 5

Realized gains and losses (continued)
Long-term capital gains and losses (continued)

Security description	Method	Quantity or face value (\$)	Purchase date	Sale date	Sale amount (\$)	Purchase amount (\$)	Loss (\$)	Gain (\$)	Net gain or loss (\$)
BOEING COMPANY									
	FIFO	20,000	Aug 06, 08	Oct 28, 09	949.82	1,306.16	-356.34		
	FIFO	60,000	Aug 08, 08	Oct 28, 09	2,849.47	4,110.52	-1,261.05		
	FIFO	60,000	Aug 06, 08	Oct 27, 09	2,862.44	3,918.49	-1,056.05		
CATERPILLAR INC									
	FIFO	60,000	Nov 28, 07	May 22, 09	2,092.66	4,245.16	-2,152.50		
	FIFO	70,000	Dec 03, 07	May 22, 09	2,441.44	5,067.76	-2,626.32		
	FIFO	80,000	Dec 06, 07	May 22, 09	2,790.21	5,836.42	-3,046.21		
	FIFO	75,000	Dec 11, 07	May 22, 09	2,615.83	5,598.46	-2,982.63		
	FIFO	25,000	Nov 28, 07	Jan 02, 09	1,168.74	1,768.82	-600.08		
CBS CORP NEW CL B									
	FIFO	120,000	Jun 01, 06	Mar 12, 09	467.35	3,183.16	-2,715.81		
	FIFO	165,000	Jun 08, 06	Mar 12, 09	642.60	4,422.30	-3,779.70		
	FIFO	190,000	Jun 27, 06	Mar 12, 09	739.97	5,022.14	-4,282.17		
	FIFO	135,000	Jun 29, 06	Mar 12, 09	525.77	3,638.40	-3,112.63		
	FIFO	45,000	Jun 30, 06	Mar 12, 09	175.26	1,223.98	-1,048.72		
	FIFO	75,000	Jun 01, 06	Mar 05, 09	276.28	1,989.47	-1,713.19		
CHEVRON CORP	FIFO	20,000	Apr 13, 06	Feb 06, 09	1,482.21	1,171.80		310.41	
DIAMOND OFFSHORE DRILLING INC									
	FIFO	45,000	Dec 20, 07	Jun 30, 09	3,757.94	5,934.66	-2,176.72		
	FIFO	5,000	Dec 27, 07	Jun 30, 09	417.55	740.33	-322.78		
DOW CHEMICAL									
	FIFO	95,000	Mar 08, 07	Mar 02, 09	703.23	4,057.76	-3,354.53		
	FIFO	85,000	Mar 23, 07	Mar 02, 09	629.21	3,856.56	-3,227.35		
	FIFO	5,000	Mar 26, 07	Mar 02, 09	37.01	235.50	-198.49		
	FIFO	130,000	Feb 05, 07	Feb 24, 09	955.39	5,429.79	-4,474.40		
	FIFO	120,000	Feb 14, 07	Feb 24, 09	881.90	5,161.50	-4,279.60		
	FIFO	30,000	Mar 08, 07	Feb 24, 09	220.47	1,281.40	-1,060.93		
	FIFO	170,000	Apr 13, 06	Feb 17, 09	1,535.03	6,803.01	-5,267.98		
	FIFO	65,000	Feb 05, 07	Feb 17, 09	586.93	2,714.89	-2,127.96		
	FIFO	155,000	Apr 13, 06	Feb 11, 09	1,546.41	6,202.74	-4,656.33		
	FIFO	85,000	Apr 05, 06	Feb 02, 09	991.61	3,486.70	-2,495.09		
	FIFO	80,000	Apr 13, 06	Feb 02, 09	933.28	3,201.42	-2,268.14		
ENCANA CORP									
	FIFO	70,000	Aug 25, 08	Nov 10, 09	4,092.72	4,979.36	-886.64		
	FIFO	60,000	Sep 02, 08	Nov 10, 09	3,508.05	4,251.58	-743.53		

continued next page



Friendly account name: Denny - NFJ
Account number: WT 37690 SJ

Realized gains and losses (continued)

Long-term capital gains and losses (continued)

Security description	Method	Quantity or face value (\$)	Purchase date	Sale date	Sale amount (\$)	Purchase amount (\$)	Loss (\$)	Gain (\$)	Net gain or loss (\$)
GLAXO SMITHKLINE PLC ADR	FIFO	85,000	Sep 08, 08	Nov 10, 09	4,969.74	5,756.91	-787.17		
	FIFO	80,000	Sep 15, 08	Nov 10, 09	4,677.40	5,319.20	-641.80		
	FIFO	5,000	Apr 13, 06	Feb 06, 09	185.17	261.25	-76.08		
	FIFO	105,000	Apr 13, 06	Jan 12, 09	4,041.70	5,486.25	-1,444.55		
	FIFO	65,000	Apr 05, 06	Jan 02, 09	2,402.26	3,405.88	-1,003.62		
	FIFO	70,000	Apr 13, 06	Jan 02, 09	2,587.04	3,657.50	-1,070.46		
HALLIBURTON CO (HOLDING COMPANY)	FIFO	150,000	Jan 07, 08	Jul 27, 09	3,454.85	5,630.67	-2,175.82		
	FIFO	150,000	Jan 14, 08	Jul 27, 09	3,454.85	5,438.70	-1,983.85		
	FIFO	175,000	Jan 23, 08	Jul 27, 09	4,030.65	5,358.34	-1,327.69		
	FIFO	180,000	Jan 25, 08	Jul 27, 09	4,145.81	6,119.73	-1,973.92		
HOME DEPOT INC	FIFO	90,000	Dec 18, 07	Jan 02, 09	2,165.58	2,343.49	-177.91		
INTEL CORP	FIFO	205,000	Feb 04, 08	Feb 26, 09	2,680.95	4,378.60	-1,697.65		
	FIFO	205,000	Feb 04, 08	Feb 24, 09	2,594.81	4,378.60	-1,783.79		
	FIFO	140,000	Jan 31, 08	Feb 20, 09	1,786.39	2,939.36	-1,152.97		
	FIFO	95,000	Feb 04, 08	Feb 20, 09	1,212.19	2,029.11	-816.92		
	FIFO	180,000	Jan 31, 08	Feb 18, 09	2,420.98	3,779.17	-1,358.19		
	FIFO	185,000	Jan 31, 08	Feb 17, 09	2,455.86	3,884.15	-1,428.29		
	FIFO	225,000	Apr 13, 06	Jul 07, 09	7,346.29	9,468.00	-2,121.71		
	FIFO	85,000	Apr 05, 06	Jul 06, 09	2,739.88	3,615.05	-875.17		
	FIFO	155,000	Apr 13, 06	Jul 06, 09	4,996.25	6,522.40	-1,526.15		
	FIFO	40,000	Apr 05, 06	Apr 24, 09	397.85	2,305.04	-1,907.19		
JPMORGAN CHASE & CO	FIFO	285,000	Apr 13, 06	Apr 24, 09	2,834.65	16,051.20	-13,216.55		
	FIFO	20,000	Apr 05, 06	Mar 04, 09	127.53	1,152.52	-1,024.99		
	FIFO	190,000	Apr 05, 06	Jan 02, 09	3,161.96	3,340.96	-179.00		
LINCOLN NATL CORP IND	FIFO	50,000	Apr 13, 06	Apr 03, 09	3,018.04	2,410.94	607.10		
	FIFO	35,000	Apr 13, 06	Mar 27, 09	2,037.58	1,687.66	349.92		
	FIFO	50,000	Apr 13, 06	Mar 24, 09	2,943.09	2,410.94	532.15		
	FIFO	135,000	Apr 13, 06	Mar 19, 09	8,123.09	6,509.53	1,613.56		
	FIFO	45,000	Apr 13, 06	Feb 06, 09	2,524.60	2,169.84	354.76		
PFIZER INC	FIFO	80,000	Apr 05, 06	Jan 12, 09	1,389.26	2,012.80	-623.54		
TRAVELERS COS INC/THE	FIFO	45,000	Apr 13, 06	Jun 30, 09	1,849.02	1,849.26	-0.24		

continued next page



ACCESS

Account name: DENNIS L ROSS & ANN M ROSS
Friendly account name: Denny - NFJ
Account number: WT 37690 SJ

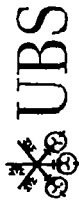
Ross Charitable Trust
20-6567754
2009 SCHEDULE D-1, pg 7

Realized gains and losses (continued)

Long-term capital gains and losses (continued)

Security description	Method	Quantity or face value (\$)	Purchase date	Sale date	Sale amount (\$)	Purchase amount (\$)	Loss (\$)	Gain (\$)	Net gain or loss (\$)
	FIFO	85 000	Apr 05, 06	Jan 02, 09	3,814.46	3,591.25		223.21	
VERIZON COMMUNICATIONS									
INC	FIFO	5 000	Apr 05, 06	Jun 30, 09	153.61	165.07	-11.46		
	FIFO	45 000	Apr 13, 06	Jun 30, 09	1,382.48	1,413.34	-30.86		
	FIFO	95 000	Apr 05, 06	Jan 02, 09	3,288.12	3,136.24		151.88	
VF CORP	FIFO	20 000	Apr 05, 06	Jun 30, 09	1,107.59	1,142.62	-35.03		
	FIFO	45 000	Apr 13, 06	Jun 30, 09	2,492.08	2,524.67	-32.59		
	FIFO	40 000	Apr 05, 06	Jan 02, 09	2,267.62	2,285.24	-17.62		
WHIRLPOOL CORP	FIFO	20 000	Dec 19, 07	Apr 23, 09	722.46	1,615.68	-893.22		
	FIFO	65 000	Jan 04, 08	Apr 23, 09	2,347.99	5,076.06	-2,728.07		
	FIFO	15 000	Dec 13, 07	Apr 16, 09	526.86	1,248.44	-721.58		
	FIFO	60 000	Dec 19, 07	Apr 16, 09	2,107.46	4,847.04	-2,739.58		
	FIFO	55 000	Dec 06, 07	Apr 07, 09	1,790.25	4,642.92	-2,852.67		
	FIFO	45 000	Dec 13, 07	Apr 07, 09	1,464.75	3,745.31	-2,280.56		
	FIFO	20 000	Dec 06, 07	Apr 02, 09	679.74	1,688.33	-1,008.59		
WYETH ***MERGER EFF	FIFO	65 000	Nov 19, 07	Feb 25, 09	2,711.92	3,043.39	-331.47		
10/09***	FIFO	30 000	Nov 14, 07	Feb 23, 09	1,256.07	1,416.34	-160.27		
	FIFO	30 000	Nov 19, 07	Feb 23, 09	1,256.07	1,404.64	-148.57		
	FIFO	75 000	Nov 14, 07	Feb 19, 09	3,220.77	3,540.85	-320.08		
	FIFO	125 000	Nov 05, 07	Feb 18, 09	5,353.20	5,965.93	-612.73		
	FIFO	110 000	Nov 09, 07	Feb 18, 09	4,710.82	4,977.69	-266.87		
	FIFO	40 000	Nov 14, 07	Feb 18, 09	1,713.03	1,888.45	-175.42		
Total					\$208,137.51	\$377,845.82	-\$174,369.90	\$4,661.59	-\$169,708.31
Net capital gains/losses:									-\$238,653.64

¹ Indicates that the cost basis information has been provided by a source other than UBS Financial Services Inc



UBS Financial Services Inc
121 S WHITTIER ST
WICHITA KS 67207-1064

ENP7002051389 1209 WT 0

2009 Year End Summary

Ross Charitable Trust
20-6567754
2009 SCHEDULE D-2, pg 1

Account name: DENNIS L ROSS & ANN M ROSS
TRUSTEES ROSS CHARITABLE TRUST
Friendly account name: CRUT - NWQ
Account number: WT 37804 SJ

DENNIS L ROSS & ANN M ROSS
TRUSTEES ROSS CHARITABLE TRUST
U/A DATED 5/25/2005
747 LINDEN CT
WICHITA KS 67206-4004

Your Financial Advisor:
SMITH INVESTMENT GROUP
Phone 316-612-6500/866-311-9752

Summary of gains and losses

	Amount (\$)
Short term	-1,672.95
Long term	-121,242.90
Total	\$-122,915.85

Realized gains and losses

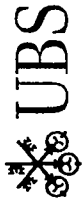
Estimated 2009 gains and losses for transactions with trade dates through 12/31/09 have been incorporated into this statement. To calculate gains and losses, we liquidate the oldest security lot first. This is known as the first-in, first-out or FIFO accounting method. We use this method unless you specified which tax lot to close when you placed your order. This is known as a versus purchases or VSP order. See *Important information about your statement* on the last page of this statement for more information.

We may not adjust gains and losses for all capital changes. Cost basis for coupon tax-exempt municipal securities, include securities subject to AMT, has been adjusted for mandatory amortization of bond premium. Estimates in the Unclassified section can not be classified as short term or long term because information is missing, or the product is one in which the gain/loss calculation is not provided.

Short-term capital gains and losses

Security description	Method	Quantity or face value (\$)	Purchase date	Sale date	Sale amount (\$)	Purchase amount (\$)	Loss (\$)	Gain (\$)	Net gain or loss (\$)
CENTRAIS ELECTRICAS BRAS									
SA SPON ADR REP 50 PREF	FIFO	419 000	Oct 28, 08	Oct 05, 09	5,899.37	3,895.48		2,003.89	
CL B ADR									

continued next page



Friendly account name: CRUT - NWQ
Account number: WT 37804 SJ

Realized gains and losses (continued)

Short-term capital gains and losses (continued)

Security description	Method	Quantity or face value (\$)	Purchase date	Sale date	Sale amount (\$)	Purchase amount (\$)	Loss (\$)	Gain (\$)	Net gain or loss (\$)
GEMALTO NV *LIQUIDATION									
EFF. 11/09* ADR	FIFO	210.000	Mar 11, 09	Apr 21, 09	3,226.08	2,414.50		811.58	
	FIFO	58.000	Mar 12, 09	Apr 21, 09	891.01	675.91		215.10	
HACHIUNI BANK LTD ADR	FIFO	51.000	Jun 19, 08	Mar 23, 09	3,009.81	3,340.31	-330.50		
L M ERICSSON TELEFON CO									
SEK 10 NEW 2002 ADR	FIFO	594.000	Mar 19, 08	Feb 02, 09	4,618.62	5,179.09	-560.47		
LIHIR GOLD LTD SPON ADR	FIFO	172.000	Jul 29, 08	May 29, 09	4,465.67	4,769.47	-303.80		
	FIFO	10.000	Jul 29, 08	May 20, 09	229.82	277.30	-47.48		
LONMIN PLC NEW SPON ADR	FIFO	60.000	Aug 04, 08	Apr 03, 09	1,342.89	2,683.41	-1,340.52		
	FIFO	100.000	Sep 23, 08	Apr 03, 09	2,238.15	4,738.39	-2,500.24		
NOKIA CORP SPONS ADR									
FINLAND ADR	FIFO	245.000	Feb 02, 09	Apr 23, 09	3,658.09	2,960.68		697.41	
NOVAGOLD RESOURCES INC									
NEW	FIFO	247.000	Mar 10, 08	Jan 02, 09	388.28	2,513.25	-2,124.97		
NOVARTIS AG SPON ADR	FIFO	146.000	Feb 13, 09	Dec 02, 09	8,211.54	6,263.27		1,948.27	
PETRO-CANADA COM									
STOCK**MEREGR EFF									
07/2009**	FIFO	138.000	Feb 12, 08	Feb 02, 09	2,977.98	6,110.10	-3,132.12		
PROMISE CO LTD UNSPON									
ADR	FIFO	168.000	Aug 27, 08	Aug 17, 09	794.09	1,794.68	-1,000.59		
	FIFO	342.000	Aug 27, 08	Jun 15, 09	2,297.12	3,653.45	-1,356.33		
ROHM CO LTD ADR	FIFO	71.000	Jan 16, 09	Jul 01, 09	2,529.08	1,764.73		764.35	
SILVER STD RES INC									
	FIFO	100.000	Jun 10, 08	Mar 23, 09	1,612.62	2,727.30	-1,114.68		
	FIFO	80.000	Jun 11, 08	Mar 23, 09	1,290.10	2,236.58	-946.48		
SOCIETE GENERALE FRANCE									
SPONS ADR ADR	FIFO	270.000	Oct 20, 08	Oct 02, 09	4,147.93	3,056.94		1,090.99	
STORA ENSO OYJ REPSTG									
SER R SHS SPON ADR	FIFO	105.000	Jun 02, 09	Sep 16, 09	772.45	655.67		116.78	
	FIFO	251.000	Jun 03, 09	Sep 16, 09	1,846.53	1,571.49		275.04	
SUNCOR ENERGY INC NEW									
	FIFO	131.000	Jan 28, 09	Oct 01, 09	4,388.92	2,676.17		1,712.75	
	FIFO	118.000	Jan 28, 09	Aug 20, 09	3,759.11	2,410.60		1,348.51	

continued next page



ACCESS

Account name: DENNIS L ROSS & ANN M ROSS
Friendly account name: CRUT - NWQ
Account number: WT 37804 SJ

Ross Charitable Trust
20-6567754
2009 SCHEDULE D-2, pg 3

Realized gains and losses (continued)

Short-term capital gains and losses (continued)

Security description	Method	Quantity or face value (\$)	Purchase date	Sale date	Sale amount (\$)	Purchase amount (\$)	Loss (\$)	Gain (\$)	Net gain or loss (\$)
SUNCOR INC **MEREGR EFF 07/2009**	FIFO	75.000	Jul 23, 08	Jul 15, 09	2,197.24	4,036.63	-1,839.39		
TDK CORP ADR JAPAN ADR	FIFO	94.000	Oct 22, 08	Aug 24, 09	5,421.07	3,265.80		2,155.27	
	FIFO	59.000	Oct 22, 08	Aug 03, 09	3,120.12	2,049.81		1,070.31	
	FIFO	1.000	Jul 03, 08	Jul 01, 09	46.91	61.09	-14.18		
	FIFO	36.000	Jul 29, 08	Jul 01, 09	1,688.62	2,196.97	-508.35		
	FIFO	87.000	Jul 03, 08	Jan 16, 09	3,270.92	5,315.22	-2,044.30		
TECHNIP SA NEW SPON ADR	FIFO	27.000	Sep 08, 08	Jul 24, 09	1,608.81	1,925.45	-316.64		
	FIFO	85.000	Nov 20, 08	Jul 24, 09	5,064.78	2,041.67		3,023.11	
	FIFO	45.000	Sep 08, 08	May 07, 09	2,024.85	3,209.08	-1,184.23		
	FIFO	6.000	Sep 08, 08	Feb 09, 09	224.74	427.88	-203.14		
TNT N V SPON ADR	FIFO	209.000	Mar 31, 09	Oct 13, 09	5,699.74	3,467.44		2,232.30	
	FIFO	0.100	Mar 31, 09	Apr 28, 09	1.71	1.66		0.05	
Total					\$95,335.67	\$97,008.62	-\$21,138.66	\$19,465.71	-\$1,672.95

Long-term capital gains and losses

Security description	Method	Quantity or face value (\$)	Purchase date	Sale date	Sale amount (\$)	Purchase amount (\$)	Loss (\$)	Gain (\$)	Net gain or loss (\$)
AEGON NV ADR N Y SHS NETHERLANDS ADR	FIFO	310.000	Jun 13, 06	Jun 30, 09	1,896.62	4,761.26	-2,864.64		
ALUMINA LTD SPON ADR	FIFO	754.000	Apr 21, 06	Jun 30, 09	3,453.68	16,800.85	-13,347.17		
	FIFO	115.000	Aug 07, 06	Jun 30, 09	526.76	2,257.36	-1,730.60		
	FIFO	191.000	Nov 20, 07	Jun 30, 09	874.87	4,491.14	-3,616.27		
ANGLOGOLD ASHANTI LTD NEW SPON ADR	FIFO	70.000	Mar 04, 08	Sep 08, 09	3,014.55	2,555.58		458.97	
	FIFO	42.000	Feb 13, 08	Mar 13, 09	1,434.41	1,454.95	-20.54		
	FIFO	43.000	Mar 04, 08	Mar 13, 09	1,468.57	1,569.86	-101.29		
	FIFO	25.000	Oct 03, 07	Mar 11, 09	792.19	1,091.90	-299.71		
	FIFO	83.000	Feb 13, 08	Mar 11, 09	2,630.09	2,875.25	-245.16		
	FIFO	6.000	Oct 23, 06	Feb 17, 09	188.53	239.47	-50.94		
	FIFO	161.000	Oct 03, 07	Feb 17, 09	5,058.96	7,031.84	-1,972.88		
BARRICK GOLD CORP	FIFO	100.000	Nov 15, 06	Nov 19, 09	4,376.38	2,916.72		1,459.66	

continued next page



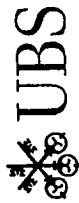
Friendly account name: CRUT - NWQ
Account number: WT 37804 SJ

Realized gains and losses (continued)

Long-term capital gains and losses (continued)

Security description	Method	Quantity or face value (\$)	Purchase date	Sale date	Sale amount (\$)	Purchase amount (\$)	Loss (\$)	Gain (\$)	Net gain or loss (\$)
BP PLC SPON ADR	FIFO	50.000	Nov 14, 06	Oct 20, 09	1,894.73	1,459.42		435.31	
	FIFO	45.000	Nov 15, 06	Oct 20, 09	1,705.26	1,312.52		392.74	
	FIFO	122.000	Feb 23, 07	Oct 27, 09	7,073.56	7,698.74	-625.08		
CENTRAIS ELETRICAS BRAS									
SA SPON ADR REP 50 COM (ELETROBRAS)	FIFO	37.000	Mar 05, 07	Apr 24, 09	471.58	369.26		102.32	
	FIFO	42.000	Jun 12, 07	Apr 24, 09	535.30	553.27	-17.97		
	FIFO	55.000	Mar 05, 07	Apr 23, 09	694.74	548.90		145.84	
CENTRAIS ELETRICAS BRAS									
SA SPON ADR REP 50 PREF CL B ADR	FIFO	205.000	Dec 18, 07	Oct 05, 09	2,886.32	2,617.60		268.72	
	FIFO	50.000	Jan 23, 07	Jun 30, 09	646.40	540.98		105.42	
	FIFO	140.000	Jan 24, 07	Jun 30, 09	1,809.91	1,547.36		262.55	
	FIFO	239.000	Jun 06, 07	Jun 30, 09	3,089.78	3,005.52		84.26	
	FIFO	13.000	Dec 18, 07	Jun 30, 09	168.06	165.99		2.07	
DAIWA HOUSE IND LTD ADR									
JAPAN ADR	FIFO	27.000	Jan 04, 08	Jun 16, 09	2,746.44	3,456.54	-710.10		
	FIFO	8.000	Nov 08, 07	Apr 09, 09	684.90	979.91	-295.01		
	FIFO	6.000	Jan 04, 08	Apr 09, 09	513.68	768.12	-254.44		
	FIFO	39.000	Nov 08, 07	Jan 02, 09	3,818.07	4,777.06	-958.99		
FUJI FILM HOLDINGS CORP									
ADR	FIFO	98.000	Apr 18, 06	Jul 21, 09	2,969.04	3,305.93	-336.89		
	FIFO	34.000	Nov 12, 07	Mar 18, 09	417.35	615.10	-197.75		
	FIFO	125.000	Feb 01, 08	Mar 18, 09	1,534.37	1,821.70	-287.33		
	FIFO	225.000	May 22, 07	Mar 12, 09	2,763.46	3,904.65	-1,141.19		
	FIFO	160.000	Nov 12, 07	Mar 12, 09	1,965.12	2,894.61	-929.49		
	FIFO	13.000	May 10, 07	Mar 06, 09	144.46	229.86	-85.40		
	FIFO	95.000	May 22, 07	Mar 06, 09	1,055.65	1,648.63	-592.98		
	FIFO	144.000	Feb 08, 07	Jan 30, 09	1,544.33	2,413.38	-869.05		
	FIFO	142.000	Mar 05, 07	Jan 30, 09	1,522.88	2,332.28	-809.40		
	FIFO	157.000	May 10, 07	Jan 30, 09	1,683.75	2,776.01	-1,092.26		

continued next page



ACCESS

Account name: DENNIS L ROSS & ANN M ROSS
Friendly account name: CRUT - NWQ
Account number: WT 37804 SJ

Ross Charitable Trust
20-6567754
2009 SCHEDULE D-2, pg 5

Realized gains and losses (continued)

Long-term capital gains and losses (continued)

Security description	Method	Quantity or face value (\$)	Purchase date	Sale date	Sale amount (\$)	Purchase amount (\$)	Loss (\$)	Gain (\$)	Net gain or loss (\$)
IMPALA PLATINUM HLDG LTD SPON ADR	FIFO	95,000	Sep 02, 08	Sep 11, 09	2,343.90	2,411.13	-67.23		
IVANHOE MINES LTD	FIFO	70,000	May 19, 06	Nov 16, 09	893.62	477.15		416.47	
	FIFO	171,000	May 22, 06	Nov 16, 09	2,183.00	1,150.83		1,032.17	
	FIFO	20,000	May 18, 06	Nov 09, 09	255.90	139.87		116.03	
	FIFO	60,000	May 19, 06	Nov 09, 09	767.69	408.98		358.71	
	FIFO	205,000	May 16, 06	Sep 04, 09	2,305.18	1,426.70		878.48	
	FIFO	15,000	May 18, 06	Sep 04, 09	168.67	104.91		63.76	
KIRIN HOLDINGS LTD SPON ADR	FIFO	670,000	Apr 21, 06	Apr 23, 09	7,537.37	9,849.54	-2,312.17		
	FIFO	520,000	Nov 15, 06	Apr 23, 09	5,849.90	6,894.84	-1,044.94		
	FIFO	382,000	Apr 21, 06	Jan 02, 09	5,061.47	5,615.71	-554.24		
	FIFO	380,000	Apr 18, 06	Oct 05, 09	6,575.88	8,645.00	-2,069.12		
	FIFO	161,000	May 16, 08	Oct 05, 09	2,786.09	3,677.82	-891.73		
	FIFO	447,000	Apr 18, 06	May 20, 09	6,458.89	10,169.25	-3,710.36		
	FIFO	241,000	Apr 18, 06	Apr 14, 09	3,480.70	5,482.75	-2,002.05		
	FIFO	170,000	Apr 18, 06	Apr 13, 09	2,470.22	3,867.50	-1,397.28		
	FIFO	212,000	Apr 18, 06	Mar 12, 09	2,722.74	4,823.00	-2,100.26		
L M ERICSSON TELEFON CO SEK 10 NEW 2002 ADR	FIFO	46,000	Nov 20, 07	Feb 02, 09	357.67	582.65	-224.98		
	FIFO	518,000	Nov 21, 07	Feb 02, 09	4,027.68	6,155.11	-2,127.43		
LIHIR GOLD LTD SPON ADR	FIFO	64,000	Apr 21, 06	May 20, 09	1,470.83	1,437.46		33.37	
	FIFO	48,000	Apr 29, 08	May 20, 09	1,103.12	1,342.26	-239.14		
	FIFO	81,000	Apr 21, 06	Mar 05, 09	1,590.34	1,819.28	-228.94		
	FIFO	12,000	Sep 26, 07	Apr 03, 09	268.58	792.41	-523.83		
	FIFO	91,000	Apr 21, 06	Mar 11, 09	1,606.93	4,454.81	-2,847.88		
	FIFO	22,000	Sep 26, 07	Mar 11, 09	388.49	1,452.76	-1,064.27		
MAGNA INTL INC CL A SUB VTG CANADA ORD	FIFO	78,000	Apr 22, 08	Nov 06, 09	3,929.31	5,609.11	-1,679.80		
	FIFO	44,000	Jun 05, 08	Nov 06, 09	2,216.54	3,058.86	-842.32		

continued next page



Friendly account name: CRUT - NWQ
Account number: WT 37804 SJ

Realized gains and losses (continued)

Long-term capital gains and losses (continued)

Security description	Method	Quantity or face value (\$)	Purchase date	Sale date	Sale amount (\$)	Purchase amount (\$)	Loss (\$)	Gain (\$)	Net gain or loss (\$)
NEWCREST MINING LTD SPON									
AUSTRALIA ADR	FIFO	50,000	Jun 27, 06	Jan 28, 09	1,079.55	740.52		339.03	
	FIFO	85,000	Sep 12, 06	Jan 28, 09	1,835.24	1,308.58		526.66	
NEWMONT MINING CORP (HOLDING CO)									
	FIFO	205,000	Jun 05, 07	Oct 29, 09	8,717.60	8,460.62		256.98	
	FIFO	157,000	May 31, 07	Jul 10, 09	5,912.36	6,314.87	-402.51		
	FIFO	39,000	Jun 05, 07	Jul 10, 09	1,468.67	1,609.58	-140.91		
	FIFO	57,000	May 31, 07	Jul 07, 09	2,257.93	2,292.66	-34.73		
	FIFO	2,000	May 23, 07	Feb 27, 09	84.63	78.91		5.72	
	FIFO	62,000	May 31, 07	Feb 27, 09	2,623.61	2,493.77		129.84	
	FIFO	101,000	May 23, 07	Feb 06, 09	4,150.29	3,984.81		165.48	
NEXEN INC	FIFO	13,000	Sep 24, 07	Jun 02, 09	332.08	393.31	-61.23		
	FIFO	172,000	Oct 02, 07	Jun 02, 09	4,393.63	5,234.89	-841.26		
NOVAGOLD RESOURCES INC									
NEW	FIFO	163,000	Jan 11, 07	Jan 02, 09	256.23	2,581.84	-2,325.61		
	FIFO	80,000	Feb 12, 07	Jan 02, 09	125.76	1,317.15	-1,191.39		
	FIFO	55,000	Feb 16, 07	Jan 02, 09	86.46	907.37	-820.91		
PETRO-CANADA COM									
STOCK**MEREGR EFF	FIFO	50,000	Dec 05, 07	Feb 02, 09	1,078.98	2,430.70	-1,351.72		
07/2009**	FIFO	105,000	Jan 17, 08	Feb 02, 09	2,265.85	5,071.80	-2,805.95		
PROMISE CO LTD UNSPON									
ADR	FIFO	88,000	Nov 09, 06	Jun 15, 09	591.07	1,525.70	-934.63		
	FIFO	34,000	Jul 10, 06	May 08, 09	225.28	859.45	-634.17		
	FIFO	170,000	Sep 21, 06	May 08, 09	1,126.41	3,421.78	-2,295.37		
	FIFO	50,000	Sep 22, 06	May 08, 09	331.30	984.42	-653.12		
	FIFO	131,000	Nov 09, 06	May 08, 09	868.00	2,271.21	-1,403.21		
	FIFO	180,000	Apr 21, 06	Mar 16, 09	1,176.87	5,217.59	-4,040.72		
	FIFO	206,000	Jul 10, 06	Mar 16, 09	1,346.86	5,207.27	-3,860.41		
SANOFF-AVENTIS SA SPON									
ADR	FIFO	155,000	Oct 03, 07	Oct 28, 09	5,960.29	6,587.62	-627.33		
	FIFO	50,000	Sep 25, 07	Jan 20, 09	1,559.28	2,128.88	-569.60		

continued next page



ACCESS

Ross Charitable Trust
20-6567754
2009 SCHEDULE D-2, pg 7

Account name: DENNIS L ROSS & ANN M ROSS
Friendly account name: CRUT - NWQ
Account number: WT 37804 SJ

Realized gains and losses (continued)

Long-term capital gains and losses (continued)

Security description	Method	Quantity or face value (\$)	Purchase date	Sale date	Sale amount (\$)	Purchase amount (\$)	Loss (\$)	Gain (\$)	Net gain or loss (\$)
SEKISUI HOUSE LTD SPON ADR	FIFO	151,000	Sep 25, 07	Jan 02, 09	4,925.74	6,429.22	-1,503.48		
	FIFO	244,000	Sep 13, 07	May 20, 09	2,308.50	2,857.46	-548.96		
	FIFO	117,000	Jul 27, 07	Apr 09, 09	971.93	1,469.47	-497.54		
	FIFO	154,000	Sep 06, 07	Apr 09, 09	1,279.29	1,866.28	-586.99		
	FIFO	340,000	Jul 27, 07	Feb 03, 09	2,907.46	4,270.26	-1,362.80		
SIEMENS A G SPON ADR	FIFO	69,000	Sep 29, 08	Oct 29, 09	6,602.07	6,446.10		155.97	
STORA ENSO OYJ REPSTG	FIFO	50,000	Jun 06, 08	Sep 16, 09	367.83	618.32	-250.49		
SER R SHS SPON ADR	FIFO	235,000	Jun 06, 08	Sep 15, 09	1,695.33	2,906.08	-1,210.75		
	FIFO	441,000	Apr 21, 06	Aug 19, 09	2,908.32	6,963.13	-4,054.81		
	FIFO	295,000	Jun 06, 08	Aug 19, 09	1,945.47	3,648.06	-1,702.59		
	FIFO	835,000	Apr 21, 06	Aug 07, 09	5,258.69	13,184.15	-7,925.46		
	FIFO	450,000	Apr 21, 06	Aug 06, 09	2,871.06	7,105.23	-4,234.17		
SUNCOR ENERGY INC NEW	FIFO	21,000	Jul 23, 08	Aug 20, 09	668.99	1,130.26	-461.27		
SUNCOR INC **MEREGR EFF 07/2009**	FIFO	6,000	Apr 18, 06	Jul 15, 09	175.78	262.44	-86.66		
	FIFO	38,000	Jan 17, 08	Jul 15, 09	1,113.27	1,731.79	-618.52		
	FIFO	154,000	Apr 18, 06	Mar 12, 09	3,720.47	6,735.86	-3,015.39		
TDK CORP ADR JAPAN ADR	FIFO	43,000	Jul 29, 08	Aug 03, 09	2,273.98	2,624.16	-350.18		
TECHNIP SA NEW SPON ADR	FIFO	89,000	Sep 12, 06	Feb 09, 09	3,333.63	4,963.65	-1,630.02		
	FIFO	30,000	Jan 30, 08	Feb 09, 09	1,123.70	1,957.16	-833.46		
TOMKINS PLC SPONSORED ADR UNTD KINGDOM ADR	FIFO	679,000	Apr 21, 06	Jan 02, 09	5,305.68	16,263.75	-10,958.07		
	FIFO	225,000	Sep 08, 06	Jan 02, 09	1,758.14	4,149.63	-2,391.49		
VODAFONE GROUP PLC NEW SPON ADR	FIFO	46,000	Apr 18, 06	Nov 24, 09	1,041.42	1,187.00	-145.58		
	FIFO	250,000	May 26, 06	Nov 24, 09	5,659.87	6,355.34	-695.47		
Total					\$248,946.41	\$370,189.31	-\$129,439.43	\$8,196.53	-\$121,242.90
Net capital gains/losses:									-\$122,915.85



UBS Financial Services Inc.
121 S WHITTIER ST
WICHITA KS 67207-1064

ENP7002051397 1209 WT 0

2009 Year End Summary

Ross Charitable Trust
20-6567754
2009 SCHEDULE D-3, pg 1

Account name: DENNIS L ROSS & ANN M ROSS
TRUSTEES ROSS CHARITABLE TRUST
Friendly account name: CRUT - Neub Ber
Account number: WT 37805 SJ

Your Financial Advisor:
SMITH INVESTMENT GROUP
Phone 316-612-6500/866-311-9752

DENNIS L ROSS & ANN M ROSS
TRUSTEES ROSS CHARITABLE TRUST
U/A DATED 5/25/2005
747 LINDEN CT
WICHITA KS 67206-4004

Summary of gains and losses

	Amount (\$)
Short term	42,786.28
Long term	-32,129.12
Total	\$10,657.16

Realized gains and losses

Estimated 2009 gains and losses for transactions with trade dates through 12/31/09 have been incorporated into this statement. To calculate gains and losses, we liquidate the oldest security lot first. This is known as the first-in, first-out or FIFO accounting method. We use this method unless you specified which tax lot to close when you placed your order. This is known as a versus purchases or VSP order. See Important information about your statement on the last page of this statement for more information.

We may not adjust gains and losses for all capital changes. Cost basis for coupon tax-exempt municipal securities, include securities subject to AMT, has been adjusted for mandatory amortization of bond premium. Estimates in the Unclassified section can not be classified as short term or long term because information is missing, or the product is one in which the gain/loss calculation is not provided.

Short-term capital gains and losses

Security description	Method	Quantity or face value (\$)	Purchase date	Sale date	Sale amount (\$)	Purchase amount (\$)	Loss (\$)	Gain (\$)	Net gain or loss (\$)
ABBOTT LABS	FIFO	25 000	Oct 07, 08	Apr 22, 09	1,073.64	1,411.17	-337.53		
	FIFO	142,000	Oct 16, 08	Apr 22, 09	6,098.30	7,779.19	-1,680.89		
	FIFO	138,000	Nov 05, 08	Apr 22, 09	5,926.52	7,690.40	-1,763.88		

continued next page



Friendly account name: CRUT - Neub Ber
Account number: WT 37805 SJ

Realized gains and losses (continued)

Short-term capital gains and losses (continued)

Security description	Method	Quantity or face value (\$)	Purchase date	Sale date	Sale amount (\$)	Purchase amount (\$)	Loss (\$)	Gain (\$)	Net gain or loss (\$)
ALCON INC	FIFO	43,000	Jan 05, 09	Apr 22, 09	1,846.67	2,263.48	-416.81		
	FIFO	57,000	Jan 08, 09	Apr 22, 09	2,447.91	2,928.66	-480.75		
	FIFO	118,000	Oct 07, 08	Mar 02, 09	5,564.36	6,660.72	-1,096.36		
ALCON INC	FIFO	7,000	Dec 10, 08	Oct 19, 09	1,022.44	571.12		451.32	
	FIFO	40,000	Jan 21, 09	Oct 19, 09	5,842.49	3,262.62		2,579.87	
	FIFO	64,000	Feb 27, 09	Oct 19, 09	9,347.99	5,417.33		3,930.66	
ALCON INC	FIFO	20,000	Dec 10, 08	Oct 05, 09	2,720.73	1,631.77		1,088.96	
	FIFO	38,000	Dec 10, 08	Jun 17, 09	4,115.23	3,100.36		1,014.87	
	FIFO	74,000	Dec 10, 08	May 28, 09	7,848.96	6,037.54		1,811.42	
AON CORP	FIFO	20,000	Dec 10, 08	Mar 03, 09	1,563.51	1,631.77	-68.26		
	FIFO	257,000	Dec 09, 08	Apr 06, 09	10,289.93	11,228.15	-938.22		
	FIFO	76,000	Jan 08, 09	Apr 06, 09	3,042.94	3,301.20	-258.26		
BANCO SANTANDER S.A SPON ADR	FIFO	48,000	Dec 09, 08	Mar 03, 09	1,785.73	2,097.09	-311.36		
	FIFO	1,584,000	Aug 03, 09	Oct 08, 09	25,870.01	22,933.94		2,936.07	
	FIFO	42,000	Mar 19, 09	Dec 18, 09	3,020.98	1,917.07		1,103.91	
BHP BILLITON LTD SPON ADR	FIFO	108,000	Apr 02, 09	Dec 18, 09	7,768.24	5,344.23		2,424.01	
	FIFO	179,000	May 13, 09	Dec 18, 09	12,875.14	8,802.45		4,072.69	
	FIFO	20,000	Mar 10, 09	Jun 17, 09	1,103.54	803.78		299.76	
BLACKROCK INC	FIFO	94,000	Mar 19, 09	Jun 17, 09	5,186.63	4,290.59		896.04	
	FIFO	132,000	Mar 10, 09	Jun 02, 09	7,951.84	5,304.97		2,646.87	
	FIFO	32,000	Mar 03, 08	Mar 03, 09	2,977.68	6,084.52	-3,106.84		
CANADIAN NATURAL RESOURCES LTD	FIFO	24,000	Mar 20, 08	Mar 03, 09	2,233.26	4,753.89	-2,520.63		
	FIFO	123,000	May 04, 09	Oct 20, 09	8,996.13	6,228.19		2,767.94	
	FIFO	392,000	Apr 16, 09	May 11, 09	10,887.32	6,535.27		4,352.05	
CAPITAL ONE FINCL CORP	FIFO	82,000	May 07, 09	May 11, 09	2,277.45	2,211.20		66.25	
	FIFO	94,000	Dec 23, 08	Jul 30, 09	6,721.82	6,218.55		503.27	
	FIFO	24,000	Jan 05, 09	Jul 30, 09	1,716.21	1,650.89		65.32	
COLGATE PALMOLIVE CO	FIFO	31,000	Jan 08, 09	Jul 30, 09	2,216.77	2,020.27		196.50	
	FIFO	156,000	May 05, 09	Jul 30, 09	11,155.36	9,626.21		1,529.15	
									continued next page



ACCESS

Account name: DENNIS L ROSS & ANN M ROSS
Friendly account name: CRUT - Neub Ber
Account number: WT 37805 SJ

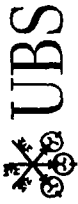
Ross Charitable Trust
20-6567754
2009 SCHEDULE D-3, pg 3

Realized gains and losses (continued)

Short-term capital gains and losses (continued)

Security description	Method	Quantity or face value (\$)	Purchase date	Sale date	Sale amount (\$)	Purchase amount (\$)	Loss (\$)	Gain (\$)	Net gain or loss (\$)
COVANCE INC	FIFO	152,000	Dec 23, 08	Jun 29, 09	10,897.71	10,055.53		842.18	
	FIFO	30,000	Jun 30, 08	Jan 28, 09	1,098.98	2,596.51	-1,497.53		
	FIFO	352,000	Oct 31, 08	Jan 28, 09	12,894.74	17,163.59	-4,268.85		
	FIFO	33,000	Jan 05, 09	Jan 28, 09	1,208.88	1,512.55	-303.67		
	FIFO	94,000	Jan 08, 09	Jan 28, 09	3,443.48	3,909.27	-465.79		
	FIFO	71,000	Jan 21, 09	Jan 28, 09	2,600.93	2,617.66	-16.73		
ECOLAB INC	FIFO	158,000	Nov 13, 08	Aug 24, 09	6,711.26	5,356.44		1,354.82	
	FIFO	35,000	Jan 05, 09	Aug 24, 09	1,486.67	1,231.60		255.07	
	FIFO	56,000	Jan 08, 09	Aug 24, 09	2,378.67	1,909.60		469.07	
GENL ELECTRIC CO	FIFO	1,462,000	Mar 12, 09	May 08, 09	20,778.43	13,547.33		7,231.10	
GOLDMAN SACHS GROUP INC	FIFO	36,000	Mar 23, 09	Oct 13, 09	6,684.76	3,672.55		3,012.21	
	FIFO	50,000	Mar 23, 09	May 18, 09	7,004.57	5,100.76		1,903.81	
HEWLETT PACKARD CO	FIFO	78,000	Mar 10, 09	Sep 14, 09	3,557.50	2,081.61		1,475.89	
	FIFO	182,000	Mar 27, 09	Sep 14, 09	8,300.84	6,021.09		2,279.75	
	FIFO	164,000	Apr 02, 09	Sep 14, 09	7,479.88	5,637.84		1,842.04	
	FIFO	154,000	Mar 10, 09	Sep 11, 09	7,088.65	4,109.84		2,978.81	
HSBC HOLDINGS PLC NEW GB SPON ADR	FIFO	54,000	Aug 03, 09	Oct 05, 09	3,002.87	2,935.68		67.19	
JOHNSON & JOHNSON COM	FIFO	174,000	Nov 05, 08	Oct 20, 09	10,610.84	10,488.60		122.24	
	FIFO	32,000	Jan 05, 09	Oct 20, 09	1,951.42	1,906.82		44.60	
	FIFO	36,000	Jan 08, 09	Oct 20, 09	2,195.35	2,116.72		78.63	
	FIFO	20,000	Jan 21, 09	Oct 20, 09	1,219.64	1,113.56		106.08	
	FIFO	132,000	Apr 17, 09	Oct 20, 09	8,049.60	6,997.64		1,051.96	
	FIFO	102,000	Oct 16, 08	Mar 02, 09	4,918.03	6,446.19	-1,528.16		
	FIFO	104,000	Nov 05, 08	Mar 02, 09	5,014.47	6,269.05	-1,254.58		
JPMORGAN CHASE & CO	FIFO	97,000	Nov 05, 08	Oct 27, 09	4,253.68	3,982.20		271.48	
	FIFO	311,000	Oct 16, 08	Oct 05, 09	13,603.26	12,374.69		1,228.57	
KANSAS CITY STHN NEW	FIFO	446,000	Feb 19, 09	Jun 09, 09	7,237.80	8,377.22	-1,139.42		
LOCKHEED MARTIN CORP	FIFO	154,000	Feb 09, 09	Oct 21, 09	10,774.01	12,436.92	-1,662.91		
	FIFO	190,000	Jul 21, 09	Oct 21, 09	13,292.61	14,400.99	-1,108.38		
	FIFO	106,000	Feb 09, 09	Mar 03, 09	6,396.71	8,560.48	-2,163.77		

continued next page



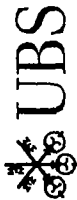
Friendly account name: CRUT - Neub Ber
Account number: WT 37805 SJ

Realized gains and losses (continued)

Short-term capital gains and losses (continued)

Security description	Method	Quantity or face value (\$)	Purchase date	Sale date	Sale amount (\$)	Purchase amount (\$)	Loss (\$)	Gain (\$)	Net gain or loss (\$)
MEDCO HEALTH SOLUTIONS INC									
	FIFO	139 000	Nov 07, 08	May 07, 09	6,337.62	5,661.26		676.36	
	FIFO	136 000	Nov 25, 08	May 07, 09	6,200.84	5,440.15		760.69	
	FIFO	51 000	Jan 05, 09	May 07, 09	2,325.32	2,208.20		117.12	
	FIFO	69 000	Nov 05, 08	Mar 03, 09	2,669.90	2,896.29	-226.39		
	FIFO	43 000	Nov 07, 08	Mar 03, 09	1,663.85	1,751.33	-87.48		
MONSANTO CO NEW									
	FIFO	83 000	Jan 07, 09	Oct 26, 09	5,863.33	7,173.98	-1,310.65		
	FIFO	46 000	Jan 21, 09	Oct 26, 09	3,249.56	3,548.90	-299.34		
	FIFO	58 000	Aug 18, 09	Oct 26, 09	4,097.27	4,691.63	-594.36		
	FIFO	134 000	Aug 12, 08	Mar 03, 09	9,856.08	15,108.75	-5,252.67		
	FIFO	76 000	Jan 07, 09	Mar 03, 09	5,590.02	6,568.95	-978.93		
ORACLE CORP									
	FIFO	642 000	Oct 27, 08	Oct 12, 09	13,330.47	10,618.04		2,712.43	
	FIFO	388 000	Apr 28, 09	Oct 12, 09	8,056.42	7,672.00		384.42	
PEPSICO INC									
	FIFO	255 000	Nov 24, 08	Apr 22, 09	12,388.95	13,891.61	-1,502.66		
	FIFO	24 000	Jan 05, 09	Apr 22, 09	1,166.02	1,336.65	-170.63		
	FIFO	28 000	Jan 08, 09	Apr 22, 09	1,360.36	1,486.80	-126.44		
	FIFO	88 000	Apr 17, 09	Apr 22, 09	4,275.40	4,572.44	-297.04		
PETROLEO BRASILEIRO SA SPON ADR									
	FIFO	244 000	Mar 19, 09	Oct 22, 09	12,168.46	7,906.50		4,261.96	
	FIFO	174 000	Apr 02, 09	Oct 22, 09	8,677.50	6,060.66		2,616.84	
	FIFO	154 000	Mar 19, 09	Jun 02, 09	6,863.52	4,990.17		1,873.35	
POTASH CORP SASK INC CANADA									
	FIFO	178 000	Sep 14, 09	Oct 12, 09	15,999.84	15,735.65		264.19	
QUALCOMM INC									
	FIFO	206 000	Mar 19, 09	Sep 18, 09	9,148.06	7,776.75		1,371.31	
	FIFO	130 000	Apr 02, 09	Sep 18, 09	5,773.04	5,374.37		398.67	
	FIFO	176 000	Mar 10, 09	Sep 14, 09	8,110.38	6,162.97		1,947.41	
	FIFO	50 000	Mar 19, 09	Sep 14, 09	2,304.09	1,887.56		416.53	
VORNADO REALTY TRUST									
	FIFO	114 000	Apr 22, 09	Dec 16, 09	8,028.94	5,258.47		2,770.47	
	FIFO	134 000	Apr 22, 09	Aug 27, 09	7,738.94	6,181.00		1,557.94	
WAL MART STORES INC									
	FIFO	161 000	Oct 20, 08	Sep 14, 09	8,103.74	8,636.70	-532.96		
	FIFO	27 000	Jan 05, 09	Sep 14, 09	1,359.01	1,517.88	-158.87		
	FIFO	30 000	Jan 08, 09	Sep 14, 09	1,510.01	1,540.80	-30.79		

continued next page



ACCESS

Account name: DENNIS L ROSS & ANN M ROSS
Friendly account name: CRUT - Neub Ber
Account number: WT 37805 SJ

Ross Charitable Trust
20-6567754
2009 SCHEDULE D-3, pg 5

Realized gains and losses (continued)

Short-term capital gains and losses (continued)

Security description	Method	Quantity or face value (\$)	Purchase date	Sale date	Sale amount (\$)	Purchase amount (\$)	Loss (\$)	Gain (\$)	Net gain or loss (\$)
	FIFO	39,000	Jan 21, 09	Sep 14, 09	1,963.02	1,913.73		49.29	
	FIFO	148,000	Apr 17, 09	Sep 14, 09	7,449.40	7,508.66	-59.26		
	FIFO	140,000	Oct 20, 08	Mar 03, 09	6,783.09	7,510.17	-727.08		
Total					\$580,044.42	\$537,258.14	-\$40,745.13	\$83,531.41	\$42,786.28

Long-term capital gains and losses

Security description	Method	Quantity or face value (\$)	Purchase date	Sale date	Sale amount (\$)	Purchase amount (\$)	Loss (\$)	Gain (\$)	Net gain or loss (\$)
AMER TOWER CORP CL A	FIFO	148,000	Aug 17, 07	Oct 05, 09	5,387.43	5,858.77	-471.34		
	FIFO	2,000	Aug 17, 07	Mar 11, 09	57.19	79.17	-21.98		
	FIFO	55,000	Apr 25, 06	Mar 05, 09	1,517.19	1,814.57	-297.38		
	FIFO	280,000	Jul 05, 06	Mar 05, 09	7,723.87	8,958.10	-1,234.23		
	FIFO	40,000	Jul 06, 06	Mar 05, 09	1,103.41	1,293.45	-190.04		
	FIFO	113,000	Aug 17, 07	Mar 05, 09	3,117.13	4,473.25	-1,356.12		
BLACKROCK INC	FIFO	47,000	Mar 20, 08	Jul 27, 09	8,936.74	9,309.69	-372.95		
	FIFO	27,000	Mar 20, 08	May 26, 09	4,104.91	5,348.12	-1,243.21		
	FIFO	26,000	Mar 20, 08	Apr 03, 09	3,573.65	5,150.04	-1,576.39		
C H ROBINSON WORLDWIDE INC NEW	FIFO	58,000	Nov 09, 07	Mar 03, 09	2,310.29	2,727.22	-416.93		
COVANCE INC	FIFO	53,000	Jan 25, 07	Jan 28, 09	1,941.54	3,223.77	-1,282.23		
	FIFO	70,000	Aug 16, 07	Jan 28, 09	2,564.30	4,913.71	-2,349.41		
DENBURY RESOURCES INC NEW	FIFO	670,000	Dec 14, 06	Mar 04, 09	8,828.07	10,293.04	-1,464.97		
	FIFO	484,000	Feb 04, 08	Mar 04, 09	6,377.29	13,180.92	-6,803.63		
ECOLAB INC	FIFO	154,000	Sep 19, 07	Aug 24, 09	6,541.35	6,969.13	-427.78		
	FIFO	95,000	Mar 05, 07	Mar 04, 09	2,945.94	3,919.58	-973.64		
	FIFO	81,000	Sep 19, 07	Mar 04, 09	2,511.80	3,665.58	-1,153.78		
ENBRIDGE INC	FIFO	118,000	May 09, 06	Jul 17, 09	4,248.06	3,576.67	671.39		
EXPEDITORS INTL WASH INC	FIFO	72,000	Dec 13, 06	Oct 20, 09	2,467.01	3,055.60	-588.59		
	FIFO	39,000	Dec 20, 07	Oct 20, 09	1,336.29	1,748.68	-412.39		
JPMORGAN CHASE & CO	FIFO	77,000	Oct 16, 08	Oct 27, 09	3,376.63	3,063.83	312.80		
KANSAS CITY STHN NEW	FIFO	135,000	Aug 03, 07	Jun 09, 09	2,190.82	4,539.48	-2,348.66		

continued next page



Friendly account name: CRUT - Neub Ber
Account number: WT 37805 SJ

Realized gains and losses (continued)

Long-term capital gains and losses (continued)

Security description	Method	Quantity or face value (\$)	Purchase date	Sale date	Sale amount (\$)	Purchase amount (\$)	Loss (\$)	Gain (\$)	Net gain or loss (\$)
	FIFO	181.000	Dec 20, 06	Mar 03, 09	2,751.29	5,104.71	-2,353.42		
	FIFO	120.000	Mar 01, 07	Mar 03, 09	1,824.06	3,838.36	-2,014.30		
	FIFO	145.000	Aug 03, 07	Mar 03, 09	2,204.07	4,875.74	-2,671.67		
SUNCOR INC **MEREGR EFF 07/2009**	FIFO	59.000	Sep 14, 06	Jun 17, 09	1,794.46	2,017.48	-223.02		
	FIFO	70.000	Mar 02, 07	Jun 17, 09	2,129.02	2,426.38	-297.36		
	FIFO	31.000	Dec 04, 07	Jun 17, 09	942.85	1,510.74	-567.89		
Total					\$94,806.66	\$126,935.78	-\$33,113.31	\$984.19	-\$32,129.12
Net capital gains/losses:									\$10,657.16



UBS Financial Services Inc
121 S WHITTIER ST
WICHITA KS 67207-1064

ENP7002051403 1209 WT 0

2009 Year End Summary

Ross Charitable Trust
20-6567754
2009 SCHEDULE D-4, pg 1

Account name: DENNIS L ROSS & ANN M ROSS
TRUSTEES ROSS CHARITABLE TRUST
Friendly account name: CRUT - Calamos
Account number: WT 37806 SJ

DENNIS L ROSS & ANN M ROSS
TRUSTEES ROSS CHARITABLE TRUST
U/A DATED 5/25/2005
747 LINDEN CT
WICHITA KS 67206-4004

Your Financial Advisor:
SMITH INVESTMENT GROUP
Phone 316-612-6500/866-311-9752

Summary of gains and losses

	Amount (\$)
Short term	-25,927.62
Long term	-8,209.65
Total	\$-34,137.27

Realized gains and losses

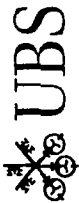
Estimated 2009 gains and losses for transactions with trade dates through 12/31/09 have been incorporated into this statement. To calculate gains and losses, we liquidate the oldest security lot first. This is known as the first-in, first-out or FIFO accounting method. We use this method unless you specified which tax lot to close when you placed your order. This is known as a versus purchases or VSP order. See *Important information about your statement* on the last page of this statement for more information.

We may not adjust gains and losses for all capital changes. Cost basis for coupon tax-exempt municipal securities, include securities subject to AMT, has been adjusted for mandatory amortization of bond premium. Estimates in the Unclassified section can not be classified as short term or long term because information is missing, or the product is one in which the gain/loss calculation is not provided.

Short-term capital gains and losses

Security description	Method	Quantity or face value (\$)	Purchase date	Sale date	Purchase amount (\$)	Sale amount (\$)	Loss (\$)	Gain (\$)	Net gain or loss (\$)
ALLERGAN INC	FIFO	85.000	Mar 03, 09	Oct 15, 09	3,024.57	4,917.98		1,893.41	
AMEDISYS INC	FIFO	20.000	May 20, 08	Jan 13, 09	1,040.10	942.79	-97.31		
BARD C R INC	FIFO	50.000	Sep 26, 08	Aug 06, 09	4,896.00	3,664.96	-1,231.04		

continued next page



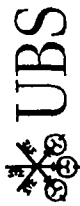
Friendly account name: CRUT - Calamos
Account number: WT 37806 SJ

Realized gains and losses (continued)

Short-term capital gains and losses (continued)

Security description	Method	Quantity or face value (\$)	Purchase date	Sale date	Sale amount (\$)	Purchase amount (\$)	Loss (\$)	Gain (\$)	Net gain or loss (\$)
	FIFO	10 000	Sep 26, 08	Jan 13, 09	833 79	979 20	-145.41		
BROADCOM CORP CL A	FIFO	30 000	Nov 25, 08	Oct 09, 09	874.17	444.83		429 34	
CAMERON INTL CORP	FIFO	40 000	Sep 11, 08	Jul 06, 09	1,016 77	1,600.64	-583 87		
COACH INC	FIFO	70 000	Apr 28, 08	Jan 13, 09	1,217 29	2,514.17	-1,296.88		
DECKERS OUTDOOR CORP	FIFO	70 000	Jun 30, 08	Feb 27, 09	2,907 09	9,801 25	-6,894.16		
DENTSPLY INTL INC	FIFO	30 000	Nov 06, 08	Oct 09, 09	1,063.87	884 28		179 59	
EBAY INC	FIFO	45 000	Oct 28, 08	Oct 09, 09	1,115 52	679.05		436 47	
EXPEDITORS INTL WASH INC	FIFO	120 000	Dec 26, 08	Oct 06, 09	4,038.37	3,828.10		210.27	
FLUOR CORP NEW	FIFO	95 000	Mar 27, 09	Nov 16, 09	4,177.04	3,597.97		579 07	
GENL DYNAMICS CORP	FIFO	90 000	Nov 11, 08	Jul 28, 09	4,808.63	5,370.30	-561.67		
GRAINGER W W INC	FIFO	55 000	Apr 16, 08	Mar 04, 09	3,497.16	4,675.92	-1,178.76		
ITT CORP	FIFO	15 000	Feb 07, 08	Jan 13, 09	1,141.64	1,179 08	-37 44		
JACOBS ENGINEERING GROUP INC	FIFO	15 000	Aug 08, 08	Jan 13, 09	701.69	1,018.75	-317.06		
MCAFFEE INC	FIFO	80 000	Oct 07, 09	Nov 18, 09	3,047.78	3,544 11	-496 33		
NATL-OILWELLVARCO INC	FIFO	180 000	Nov 10, 08	Sep 01, 09	7,003 01	5,632.20		1,370.81	
NETAPP INC	FIFO	40 000	Feb 11, 09	Nov 19, 09	1,748.63	1,142 64		605 99	
OPEN TEXT CORP	FIFO	25 000	Nov 03, 08	Oct 09, 09	1,138 80	750.00		388.80	
PANERA BREAD COMP CL A	FIFO	50 000	Jun 26, 08	Jan 13, 09	712.49	1,125 65	-413.16		
PARAMETRIC TECHNOLOGY CORP NEW	FIFO	55 000	Apr 02, 08	Jan 13, 09	1,709 39	1,889.95	-180 56		
PARKER HANNIFIN CORP	FIFO	130 000	Sep 02, 08	May 07, 09	7,225 50	7,064 33		161.17	
PRECISION CASTPARTS CORP	FIFO	75 000	Feb 15, 08	Jan 13, 09	737.24	1,212.38	-475 14		
PRICELINE COM INC NEW	FIFO	20 000	Feb 06, 08	Jan 13, 09	817 99	1,323.39	-505 40		
PRIDE INTL INC (DELA)	FIFO	60 000	Nov 13, 08	May 07, 09	4,713 92	3,119 40		1,594.52	
QUEST SOFTWARE INC	FIFO	15 000	Nov 13, 08	Jan 13, 09	868 34	779 85		88 49	
-RAYMOND JAMES FINANCIAL CORP	FIFO	15 000	Jul 10, 08	Jan 13, 09	1,103 50	1,653.21	-549 71		
SEAHAWK DRILLING INC	FIFO	35 000	Jun 18, 09	Oct 09, 09	1,108 42	817 63		290 79	
	FIFO	400 000	Mar 16, 09	Dec 09, 09	6,855 70	4,800 00		2,055.70	
	FIFO	235 000	Mar 04, 09	Sep 04, 09	5,054 77	3,168.83		1,885.94	
	FIFO	33 000	Jun 18, 09	Sep 01, 09	753 97	786.71	-32 74		

continued next page



Managed Accounts Consulting

Account name: DENNIS L ROSS & ANN M ROSS
 Friendly account name: CRUT - Calamos
 Account number: WT 37806 SJ

Ross Charitable Trust
 20-6567754
 2009 SCHEDULE D-4, pg 3

Realized gains and losses (continued)

Short-term capital gains and losses (continued)

Security description	Method	Quantity or face value (\$)	Purchase date	Sale date	Sale amount (\$)	Purchase amount (\$)	Loss (\$)	Gain (\$)	Net gain or loss (\$)
	FIFO	0.333	Jun 18, 09	Aug 25, 09	8.47	7.95		0.52	
SHAW GROUP INC	FIFO	120,000	Aug 01, 08	May 07, 09	3,619.28	6,769.25	-3,149.97		
STEC INC	FIFO	160,000	Aug 07, 09	Nov 09, 09	2,146.34	4,811.46	-2,665.12		
STERLITE INDUSTRIES									
INDIA LTD ADS	FIFO	70,000	Jul 17, 09	Oct 09, 09	1,193.46	816.96		376.50	
STRYKER CORP	FIFO	80,000	Feb 17, 09	Aug 20, 09	3,199.92	3,365.55	-165.63		
	FIFO	100,000	Mar 13, 09	Aug 20, 09	3,999.89	3,368.87		631.02	
TECHNE CORP MINN	FIFO	75,000	Aug 20, 08	Mar 03, 09	3,563.46	5,939.77	-2,376.31		
	FIFO	10,000	Aug 20, 08	Jan 13, 09	618.69	791.97	-173.28		
TELEDYNE TECHNOLOGIES									
INC	FIFO	130,000	Jun 19, 08	Mar 17, 09	3,112.84	6,919.19	-3,806.35		
	FIFO	20,000	Jun 19, 08	Jan 13, 09	810.19	1,064.49	-254.30		
URBAN OUTFITTERS INC	FIFO	240,000	Apr 14, 08	Mar 27, 09	3,976.87	7,396.73	-3,419.86		
WHITING PETROLEUM CORP									
NEW	FIFO	110,000	May 21, 08	Feb 24, 09	2,455.04	10,553.60	-8,098.56		
Total					\$110,222.66	\$136,150.28	-\$39,106.02	\$13,178.40	-\$25,927.62

Long-term capital gains and losses

Security description	Method	Quantity or face value (\$)	Purchase date	Sale date	Sale amount (\$)	Purchase amount (\$)	Loss (\$)	Gain (\$)	Net gain or loss (\$)
AGCO CORP	FIFO	165,000	Sep 26, 07	Dec 01, 09	5,185.71	8,028.65	-2,842.94		
ALTERA CORP	FIFO	55,000	May 02, 08	Oct 09, 09	1,143.97	1,205.84	-61.87		
AMEDISYS INC	FIFO	130,000	May 20, 08	Sep 21, 09	5,531.47	6,760.65	-1,229.18		
AMERICA MOVIL S A B DE									
C.V. SER L SPON ADR	FIFO	25,000	Apr 21, 06	Jan 13, 09	773.74	879.94	-106.20		
AMETEK INC (NEW)	FIFO	115,000	Dec 18, 07	Sep 08, 09	3,713.95	5,356.19	-1,642.24		
AMPHENOL CORP NEW CLA	FIFO	55,000	Nov 08, 07	Jan 13, 09	1,296.34	2,361.43	-1,065.09		
ANSYS INC	FIFO	95,000	Dec 28, 07	Nov 06, 09	3,905.29	3,984.89	-79.60		
	FIFO	105,000	Apr 18, 08	Nov 06, 09	4,316.37	4,224.18		92.19	
	FIFO	40,000	Dec 28, 07	Jan 13, 09	1,029.14	1,677.85	-648.71		
AON CORP	FIFO	145,000	Aug 03, 07	Feb 26, 09	5,537.86	6,113.82	-575.96		
	FIFO	45,000	Nov 15, 07	Feb 26, 09	1,718.65	2,136.29	-417.64		

continued next page



Realized gains and losses (continued)

Long-term capital gains and losses (continued)

Security description	Method	Quantity or face value (\$)	Purchase date	Sale date	Sale amount (\$)	Purchase amount (\$)	Loss (\$)	Gain (\$)	Net gain or loss (\$)
APPLE INC	FIFO	30,000	Aug 03, 07	Jan 13, 09	1,277.69	1,264.93		12.76	
	FIFO	15,000	Apr 21, 06	Oct 28, 09	2,914.01	1,012.79		1,901.22	
	FIFO	15,000	Apr 21, 06	Sep 22, 09	2,770.13	1,012.79		1,757.34	
	FIFO	15,000	Apr 21, 06	Jun 30, 09	2,134.15	1,012.79		1,121.36	
	FIFO	15,000	Apr 21, 06	Apr 30, 09	1,895.83	1,012.79		883.04	
	FIFO	15,000	Apr 21, 06	Jan 13, 09	1,336.67	1,012.79		323.88	
BAIDU INC ADS REPSNTG CL A ORD SHS	FIFO	10,000	Jun 28, 07	Oct 07, 09	4,053.75	1,620.97		2,432.78	
	FIFO	5,000	Jun 28, 07	Jan 13, 09	590.66	810.48	-219.82		
BIOMARIN PHARMACEUTICAL INC	FIFO	135,000	Oct 01, 07	Mar 12, 09	1,431.50	3,406.67	-1,975.17		
	FIFO	40,000	Oct 01, 07	Jan 13, 09	756.79	1,009.38	-252.59		
BROCADE COMMUNICATIONS SYS INC NEW	FIFO	555,000	Apr 16, 08	Oct 14, 09	5,283.85	3,934.28		1,349.57	
	FIFO	155,000	Apr 16, 08	Jul 06, 09	1,113.18	1,098.76		14.42	
	FIFO	125,000	Apr 10, 07	Apr 27, 09	2,195.83	2,838.28	-642.45		
	FIFO	100,000	Dec 21, 07	Apr 27, 09	1,756.66	2,893.14	-1,136.48		
CF INDUSTRIES HOLDINGS INC	FIFO	45,000	Jul 20, 07	Mar 12, 09	2,954.26	2,864.10		90.16	
	FIFO	100,000	Jul 20, 07	Feb 26, 09	6,320.72	6,364.67	-43.95		
	FIFO	14,000	Nov 12, 08	Dec 07, 09	4,557.44	3,169.60		1,387.84	
	FIFO	240,000	Apr 28, 08	Oct 21, 09	8,087.86	8,620.01	-532.15		
	FIFO	170,000	Nov 06, 08	Nov 13, 09	5,751.99	5,010.94		741.05	
DOLBY LABORATORIES INC CL A	FIFO	30,000	Sep 04, 07	Jan 13, 09	988.49	1,080.67	-92.18		
DONALDSON CO INC	FIFO	115,000	Jan 25, 08	Oct 02, 09	3,811.69	4,646.26	-834.57		
DUN & BRADSTREET CORP NEW	FIFO	35,000	Mar 19, 07	Jun 17, 09	2,826.77	3,165.47	-338.70		
	FIFO	25,000	Jul 19, 07	Jun 17, 09	2,019.12	2,649.00	-629.88		
	FIFO	15,000	Mar 19, 07	Jan 13, 09	1,114.34	1,356.63	-242.29		
	FIFO	45,000	Mar 16, 07	Aug 07, 09	2,475.74	2,998.35	-522.61		
	FIFO	80,000	Jul 31, 07	Aug 07, 09	4,401.31	5,274.76	-873.45		

continued next page



Managed Accounts Consulting

Ross Charitable Trust
20-6567754
2009 SCHEDULE D-4, pg 5

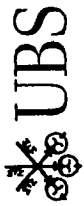
Account name: DENNIS L ROSS & ANN M ROSS
Friendly account name: CRUT - Calamos
Account number: WT 37806 SJ

Realized gains and losses (continued)

Long-term capital gains and losses (continued)

Security description	Method	Quantity or face value (\$)	Purchase date	Sale date	Sale amount (\$)	Purchase amount (\$)	Loss (\$)	Gain (\$)	Net gain or loss (\$)
FIRST SOLAR INC	FIFO	25,000	Mar 16, 07	Jan 13, 09	1,062.24	1,665.75	-603.51		
FLIR SYSTEMS INC	FIFO	8,000	Nov 19, 07	Jul 06, 09	1,173.59	1,713.39	-539.80		
FLUOR CORP NEW	FIFO	35,000	May 10, 07	Jan 13, 09	1,044.54	740.25		304.29	
F5 NETWORKS INC	FIFO	110,000	Jul 26, 07	Nov 16, 09	4,836.57	6,307.96	-1,471.39		
GAMESTOP CORP NEW (HOLDING CO) CL A	FIFO	150,000	Aug 18, 08	Oct 06, 09	5,936.50	5,172.96		763.54	
GILEAD SCIENCES INC	FIFO	50,000	Aug 09, 06	Jan 13, 09	1,256.49	1,116.44		140.05	
GUESS ? INC	FIFO	155,000	Apr 21, 06	Jun 12, 09	6,937.76	5,032.85		1,904.91	
GOOGLE INC CL A	FIFO	90,000	Apr 21, 06	Mar 16, 09	4,018.49	2,922.30		1,096.19	
GRAINGER W W INC	FIFO	105,000	Apr 21, 06	Feb 11, 09	5,213.38	3,409.35		1,804.03	
HEWITT ASSOCIATES INC	FIFO	4,000	Apr 24, 06	Jul 06, 09	1,623.15	1,757.60	-134.45		
CL A	FIFO	45,000	Feb 07, 08	Mar 04, 09	2,861.31	3,537.23	-675.92		
JACOBS ENGINEERING GROUP INC	FIFO	40,000	Nov 08, 07	Oct 09, 09	1,455.96	1,920.34	-464.38		
CL A	FIFO	120,000	Apr 16, 08	Jun 16, 09	3,548.13	4,940.22	-1,392.09		
KNIGHT CAPITAL GROUP INC	FIFO	60,000	Aug 14, 07	Nov 18, 09	2,285.84	3,993.96	-1,708.12		
CL A	FIFO	130,000	Nov 06, 08	Nov 18, 09	4,952.65	4,286.10		666.55	
MEMC ELECTRONIC MATERIALS INC	FIFO	30,000	Aug 14, 07	Jul 06, 09	1,146.87	1,996.98	-850.11		
MOLSON COORS BREWING CO	FIFO	191,000	Apr 23, 08	Sep 02, 09	3,748.89	3,551.36		197.53	
CL B	FIFO	109,000	Apr 23, 08	Sep 01, 09	2,143.83	2,026.69		117.14	
NATL-OILWELLVARCO INC	FIFO	230,000	Apr 21, 06	Dec 01, 09	2,850.15	9,710.03	-6,859.88		
CL B	FIFO	55,000	Sep 27, 07	Mar 11, 09	1,788.46	2,743.33	-954.87		
NIKE INC CL B	FIFO	100,000	Nov 03, 08	Nov 19, 09	4,371.59	3,000.00		1,371.59	
	FIFO	65,000	Nov 03, 08	Nov 10, 09	2,926.32	1,950.00		976.32	
	FIFO	110,000	Oct 31, 06	Aug 26, 09	6,077.00	5,039.72		1,037.28	
	FIFO	110,000	Oct 31, 06	Jun 25, 09	5,628.58	5,039.72		588.86	
	FIFO	125,000	Oct 31, 06	Jun 15, 09	6,993.90	5,726.96		1,266.94	
	FIFO	15,000	Oct 31, 06	Jan 13, 09	753.14	687.23		65.91	

continued next page



Friendly account name: CRUT - Calamos
Account number: WT 37806 SJ

Ross Charitable Trust
20-6567754
2009 SCHEDULE D-4, pg 6

Realized gains and losses (continued)

Long-term capital gains and losses (continued)

Security description	Method	Quantity or face value (\$)	Purchase date	Sale date	Sale amount (\$)	Purchase amount (\$)	Loss (\$)	Gain (\$)	Net gain or loss (\$)
OPEN TEXT CORP	FIFO	100,000	Apr 02, 08	Jun 17, 09	3,620.07	3,436.27		183.80	
	FIFO	185,000	May 06, 08	Jun 17, 09	6,697.12	7,109.37	-412.25		
PRICE T ROWE GROUP INC	FIFO	15,000	Apr 15, 08	Jul 06, 09	593.41	764.69	-171.28		
PRICELINE.COM INC NEW	FIFO	30,000	Jul 10, 08	Oct 06, 09	5,100.20	3,306.43		1,793.77	
RESEARCH IN MOTION LTD	FIFO	100,000	Nov 08, 06	Nov 20, 09	5,936.29	4,152.16		1,784.13	
	FIFO	60,000	Nov 08, 06	Oct 02, 09	3,954.92	2,491.29		1,463.63	
SINA CORP	FIFO	30,000	Oct 31, 07	Oct 09, 09	1,153.77	1,721.87	-568.10		
SMITH INTL INC	FIFO	140,000	Nov 21, 06	Feb 10, 09	3,342.21	5,648.44	-2,306.23		
SOWSTN ENERGY CO	FIFO	30,000	Nov 09, 07	Jul 06, 09	1,095.87	793.05		302.82	
STRAYER EDUCATION INC	FIFO	30,000	Dec 14, 07	Jan 08, 09	5,791.38	5,417.02		374.36	
TERRA IND INC	FIFO	135,000	Dec 14, 07	Nov 11, 09	4,924.68	5,399.97	-475.29		
TRANSOCEAN LTD	FIFO	63,000	Dec 26, 06	Dec 16, 09	5,344.78	5,058.76		286.02	
	FIFO	10,000	Dec 26, 06	Oct 09, 09	908.97	802.98		105.99	
VF CORP	FIFO	110,000	Oct 19, 06	Oct 05, 09	7,691.07	8,358.50	-667.43		
	FIFO	15,000	Oct 12, 06	Jan 13, 09	757.64	1,135.50	-377.86		
	FIFO	5,000	Oct 19, 06	Jan 13, 09	252.55	379.93	-127.38		
WADDELL & REED FINANCIAL INC CL A	FIFO	155,000	Dec 28, 07	Jun 03, 09	3,879.52	5,659.47	-1,779.95		
WMS INDUSTRIES INC	FIFO	125,000	Apr 03, 08	Sep 15, 09	5,380.61	4,747.51		633.10	
Total					\$262,033.31	\$270,242.96	-\$39,546.01	\$31,336.36	-\$8,209.65

Total 272,255.97
for fees

Net capital gains/losses:

-\$34,137.27

FORM 990-PF INTEREST ON SAVINGS AND TEMPORARY CASH INVESTMENTS STATEMENT 1

SOURCE	AMOUNT
UBS FINANCIAL SERVICES	16.
TOTAL TO FORM 990-PF, PART I, LINE 3, COLUMN A	16.

FORM 990-PF DIVIDENDS AND INTEREST FROM SECURITIES STATEMENT 2

SOURCE	GROSS AMOUNT	CAPITAL GAINS DIVIDENDS	COLUMN (A) AMOUNT
UBS WT 37690	34,230.	0.	34,230.
UBS WT 37804	21,259.	0.	21,259.
UBS WT 37805	11,802.	491.	11,311.
UBS WT 37806	3,876.	0.	3,876.
TOTAL TO FM 990-PF, PART I, LN 4	71,167.	491.	70,676.

FORM 990-PF ACCOUNTING FEES STATEMENT 3

DESCRIPTION	(A) EXPENSES PER BOOKS	(B) NET INVESTMENT INCOME	(C) ADJUSTED NET INCOME	(D) CHARITABLE PURPOSES
NOLAN O. LUKE CPA PA	3,832.	2,874.		958.
TO FORM 990-PF, PG 1, LN 16B	3,832.	2,874.		958.

FORM 990-PF TAXES STATEMENT 4

DESCRIPTION	(A) EXPENSES PER BOOKS	(B) NET INVESTMENT INCOME	(C) ADJUSTED NET INCOME	(D) CHARITABLE PURPOSES
FOREIGN TAXES ON DIVIDENDS	2,896.	2,896.		0.
TO FORM 990-PF, PG 1, LN 18	2,896.	2,896.		0.

FORM 990-PF OTHER EXPENSES STATEMENT 5

DESCRIPTION	(A) EXPENSES PER BOOKS	(B) NET INVEST- MENT INCOME	(C) ADJUSTED NET INCOME	(D) CHARITABLE PURPOSES
INVESTMENT ACCOUNT FEES/EXPENSES	35,208.	35,208.		0.
OTHER INVESTMENT EXPENSE	4,484.	4,484.		0.
TO FORM 990-PF, PG 1, LN 23	39,692.	39,692.		0.

FORM 990-PF CORPORATE STOCK STATEMENT 6

DESCRIPTION	BOOK VALUE	FAIR MARKET VALUE
UBS 37805	633,436.	704,143.
UBS 37804	872,871.	805,027.
UBS 37806	608,782.	741,385.
UBS 37690	748,503.	723,544.
TOTAL TO FORM 990-PF, PART II, LINE 10B	2,863,592.	2,974,099.

Application for Extension of Time To File an Exempt Organization Return

▶ File a separate application for each return.

- If you are filing for an **Automatic 3-Month Extension**, complete only **Part I** and check this box **X**
 - If you are filing for an **Additional (Not Automatic) 3-Month Extension**, complete only **Part II** (on page 2 of this form).
- Do not complete Part II unless you have already been granted an automatic 3-month extension on a previously filed Form 8868.**

Part I Automatic 3-Month Extension of Time. Only submit original (no copies needed).

A corporation required to file Form 990-T and requesting an automatic 6-month extension - check this box and complete Part I only

All other corporations (including 1120-C filers), partnerships, REMICs, and trusts must use Form 7004 to request an extension of time to file income tax returns

Electronic Filing (e-file). Generally, you can electronically file Form 8868 if you want a 3-month automatic extension of time to file one of the returns noted below (6 months for a corporation required to file Form 990-T). However, you cannot file Form 8868 electronically if (1) you want the additional (not automatic) 3-month extension or (2) you file Forms 990-BL, 6069, or 8870, group returns, or a composite or consolidated Form 990-T. Instead, you must submit the fully completed and signed page 2 (Part II) of Form 8868. For more details on the electronic filing of this form, visit www.irs.gov/efile and click on *e-file for Charities & Nonprofits*.

Type or print	Name of Exempt Organization ROSS CHARITABLE TRUST C/O DENNIS L. ROSS, M.D.	Employer identification number 20-6567754
File by the due date for filing your return. See instructions	Number, street, and room or suite no. If a P.O. box, see instructions. 747 N. LINDEN COURT	
	City, town or post office, state, and ZIP code. For a foreign address, see instructions. WICHITA, KS 67206-4004	

Check type of return to be filed (file a separate application for each return):

- | | | |
|---|---|------------------------------------|
| <input type="checkbox"/> Form 990 | <input type="checkbox"/> Form 990-T (corporation) | <input type="checkbox"/> Form 4720 |
| <input type="checkbox"/> Form 990-BL | <input type="checkbox"/> Form 990-T (sec. 401(a) or 408(a) trust) | <input type="checkbox"/> Form 5227 |
| <input type="checkbox"/> Form 990-EZ | <input type="checkbox"/> Form 990-T (trust other than above) | <input type="checkbox"/> Form 6069 |
| <input checked="" type="checkbox"/> Form 990-PF | <input type="checkbox"/> Form 1041-A | <input type="checkbox"/> Form 8870 |

DENNIS L. ROSS, M.D.

- The books are in the care of ▶ **747 N. LINDEN COURT - WICHITA, KS 67206-4004**
Telephone No. ▶ **316-634-0357** FAX No. ▶ _____
- If the organization does not have an office or place of business in the United States, check this box
- If this is for a Group Return, enter the organization's four digit Group Exemption Number (GEN) _____. If this is for the whole group, check this box . If it is for part of the group, check this box and attach a list with the names and EINs of all members the extension will cover

1 I request an automatic 3-month (6-months for a corporation required to file Form 990-T) extension of time until **AUGUST 15, 2010**, to file the exempt organization return for the organization named above. The extension is for the organization's return for:
▶ **X** calendar year **2009** or
▶ tax year beginning _____, and ending _____

2 If this tax year is for less than 12 months, check reason: Initial return Final return Change in accounting period

3a If this application is for Form 990-BL, 990-PF, 990-T, 4720, or 6069, enter the tentative tax, less any nonrefundable credits. See instructions.	3a	\$	252.
b If this application is for Form 990-PF or 990-T, enter any refundable credits and estimated tax payments made. Include any prior year overpayment allowed as a credit.	3b	\$	1,088.
c Balance Due. Subtract line 3b from line 3a. Include your payment with this form, or, if required, deposit with FTD coupon or, if required, by using EFTPS (Electronic Federal Tax Payment System). See instructions.	3c	\$	0.

Caution. If you are going to make an electronic fund withdrawal with this Form 8868, see Form 8453-EO and Form 8879-EO for payment instructions.