



See a Social Security Number? Say Something!
Report Privacy Problems to <https://public.resource.org/privacy>
Or call the IRS Identity Theft Hotline at 1-800-908-4490



Form 990-PF

Return of Private Foundation
or Section 4947(a)(1) Nonexempt Charitable Trust
Treated as a Private Foundation

OMB No 1545-0052

2009

Department of the Treasury
Internal Revenue Service

Note. The foundation may be able to use a copy of this return to satisfy state reporting requirements

For calendar year 2009, or tax year beginning 01-01-2009 , and ending 12-31-2009

G

Check all that apply

☐ Initial return

☐ Initial return of a former public charity

☐ Final return

☐ Amended return

☐ Address change

☐ Name change

Use the IRS label. Otherwise, print or type. See Specific Instructions.	Name of foundation GERTRUDE JOSEPHINE BENNETT FAMILY FOUNDATION		A Employer identification number 20-5716045	
	Number and street (or P O box number if mail is not delivered to street address) 660 US HWY ONE - 3RD FLOOR		Room/suite	B Telephone number (see page 10 of the instructions) (561) 627-8100
	City or town, state, and ZIP code N PALM BEACH, FL 33408		C If exemption application is pending, check here <input type="checkbox"/> D 1. Foreign organizations, check here <input type="checkbox"/> 2. Foreign organizations meeting the 85% test, check here and attach computation <input type="checkbox"/> E If private foundation status was terminated under section 507(b)(1)(A), check here <input type="checkbox"/> F If the foundation is in a 60-month termination under section 507(b)(1)(B), check here <input type="checkbox"/>	

H Check type of organization ☒ Section 501(c)(3) exempt private foundation
☐ Section 4947(a)(1) nonexempt charitable trust ☐ Other taxable private foundation

I Fair market value of all assets at end of year (from Part II, col. (c), line 16) \$ 7,234,566

J Accounting method ☒ Cash ☐ Accrual
☐ Other (specify) (Part I, column (d) must be on cash basis.)

Part I Analysis of Revenue and Expenses (The total of amounts in columns (b), (c), and (d) may not necessarily equal the amounts in column (a) (see page 11 of the instructions))		(a) Revenue and expenses per books	(b) Net investment income	(c) Adjusted net income	(d) Disbursements for charitable purposes (cash basis only)
Revenue	1 Contributions, gifts, grants, etc , received (attach schedule)				
	2 Check <input checked="" type="checkbox"/> if the foundation is not required to attach Sch B				
	3 Interest on savings and temporary cash investments				
	4 Dividends and interest from securities.	37,930	37,930	37,930	
	5a Gross rents				
	b Net rental income or (loss) _____				
	6a Net gain or (loss) from sale of assets not on line 10	309,065			
	b Gross sales price for all assets on line 6a 10,030,701				
	7 Capital gain net income (from Part IV , line 2)		309,065		
	8 Net short-term capital gain			489,910	
	9 Income modifications				
	10a Gross sales less returns and allowances				
	b Less Cost of goods sold				
Operating and Administrative Expenses	c Gross profit or (loss) (attach schedule)				
	11 Other income (attach schedule)				
	12 Total. Add lines 1 through 11	346,995	346,995	527,840	
	13 Compensation of officers, directors, trustees, etc				
	14 Other employee salaries and wages				
	15 Pension plans, employee benefits				
	16a Legal fees (attach schedule)	2,198	2,198		
	b Accounting fees (attach schedule)	2,130	2,130		
	c Other professional fees (attach schedule)				
	17 Interest				
	18 Taxes (attach schedule) (see page 14 of the instructions)	204	204		
	19 Depreciation (attach schedule) and depletion . . .	0			
	20 Occupancy				
	21 Travel, conferences, and meetings				
	22 Printing and publications				
	23 Other expenses (attach schedule)	27,563	27,563		
	24 Total operating and administrative expenses. Add lines 13 through 23	32,095	32,095		0
	25 Contributions, gifts, grants paid	201,000			201,000
	26 Total expenses and disbursements. Add lines 24 and 25	233,095	32,095		201,000
	27 Subtract line 26 from line 12				
	a Excess of revenue over expenses and disbursements	113,900			
	b Net investment income (if negative, enter -0-)		314,900		
	c Adjusted net income (if negative, enter -0-)			527,840	

Part II Balance Sheets		Attached schedules and amounts in the description column should be for end-of-year amounts only (See instructions)	Beginning of year	End of year	
			(a) Book Value	(b) Book Value	(c) Fair Market Value
Assets	1	Cash—non-interest-bearing			
	2	Savings and temporary cash investments	31,890	2,482,774	2,482,774
	3	Accounts receivable ▶ _____ Less allowance for doubtful accounts ▶ _____			
	4	Pledges receivable ▶ _____ Less allowance for doubtful accounts ▶ _____			
	5	Grants receivable			
	6	Receivables due from officers, directors, trustees, and other disqualified persons (attach schedule) (see page 15 of the instructions)			
	7	Other notes and loans receivable (attach schedule) ▶ _____ Less allowance for doubtful accounts ▶ _____			
	8	Inventories for sale or use			
	9	Prepaid expenses and deferred charges			
	10a	Investments—U S and state government obligations (attach schedule)			
	b	Investments—corporate stock (attach schedule)	920,202	4,770,511	4,751,792
	c	Investments—corporate bonds (attach schedule).			
	11	Investments—land, buildings, and equipment basis ▶ _____ Less accumulated depreciation (attach schedule) ▶ _____			
	12	Investments—mortgage loans			
	13	Investments—other (attach schedule)			
	14	Land, buildings, and equipment basis ▶ _____ Less accumulated depreciation (attach schedule) ▶ _____			
15	Other assets (describe ▶ _____)				
16	Total assets (to be completed by all filers—see the instructions Also, see page 1, item I)	952,092	7,253,285	7,234,566	
Liabilities	17	Accounts payable and accrued expenses			
	18	Grants payable			
	19	Deferred revenue			
	20	Loans from officers, directors, trustees, and other disqualified persons			
	21	Mortgages and other notes payable (attach schedule)			
	22	Other liabilities (describe ▶ _____)			
	23	Total liabilities (add lines 17 through 22)		0	
Net Assets or Fund Balances	Foundations that follow SFAS 117, check here ▶ <input type="checkbox"/> and complete lines 24 through 26 and lines 30 and 31.				
	24	Unrestricted			
	25	Temporarily restricted			
	26	Permanently restricted			
	Foundations that do not follow SFAS 117, check here ▶ <input checked="" type="checkbox"/> and complete lines 27 through 31.				
	27	Capital stock, trust principal, or current funds	1,000,000	7,187,293	
	28	Paid-in or capital surplus, or land, bldg , and equipment fund			
	29	Retained earnings, accumulated income, endowment, or other funds	-47,908	65,992	
	30	Total net assets or fund balances (see page 17 of the instructions)	952,092	7,253,285	
31	Total liabilities and net assets/fund balances (see page 17 of the instructions)	952,092	7,253,285		

Part III Analysis of Changes in Net Assets or Fund Balances		
1	Total net assets or fund balances at beginning of year—Part II, column (a), line 30 (must agree with end-of-year figure reported on prior year’s return)	1 952,092
2	Enter amount from Part I, line 27a	2 113,900
3	Other increases not included in line 2 (itemize) ▶ _____	3 6,187,293
4	Add lines 1, 2, and 3	4 7,253,285
5	Decreases not included in line 2 (itemize) ▶ _____	5
6	Total net assets or fund balances at end of year (line 4 minus line 5)—Part II, column (b), line 30	6 7,253,285

Part IV

Capital Gains and Losses for Tax on Investment Income

(a) List and describe the kind(s) of property sold (e g , real estate, 2-story brick warehouse, or common stock, 200 shs MLC Co)		(b) How acquired P—Purchase D—Donation	(c) Date acquired (mo , day, yr)	(d) Date sold (mo , day, yr)
1a	See Additional Data Table			
b				
c				
d				
e				

(e) Gross sales price	(f) Depreciation allowed (or allowable)	(g) Cost or other basis plus expense of sale	(h) Gain or (loss) (e) plus (f) minus (g)
a	See Additional Data Table		
b			
c			
d			
e			

Complete only for assets showing gain in column (h) and owned by the foundation on 12/31/69			(I) Gains (Col (h) gain minus col (k), but not less than -0-) or Losses (from col (h))
(i) F M V as of 12/31/69	(j) Adjusted basis as of 12/31/69	(k) Excess of col (i) over col (j), if any	
a	See Additional Data Table		
b			
c			
d			
e			

2	Capital gain net income or (net capital loss)	{ If gain, also enter in Part I, line 7 If (loss), enter -0- in Part I, line 7 }	2	309,065
3	Net short-term capital gain or (loss) as defined in sections 1222(5) and (6) If gain, also enter in Part I, line 8, column (c) (see pages 13 and 17 of the instructions) If (loss), enter -0- in Part I, line 8		3	489,910

Part V

Qualification Under Section 4940(e) for Reduced Tax on Net Investment Income

(For optional use by domestic private foundations subject to the section 4940(a) tax on net investment income)

If section 4940(d)(2) applies, leave this part blank

Was the foundation liable for the section 4942 tax on the distributable amount of any year in the base period? ☐ Yes ☐ No
If "Yes," the foundation does not qualify under section 4940(e) Do not complete this part

1 Enter the appropriate amount in each column for each year, see page 18 of the instructions before making any entries			
(a) Base period years Calendar year (or tax year beginning in)	(b) Adjusted qualifying distributions	(c) Net value of noncharitable-use assets	(d) Distribution ratio (col (b) divided by col (c))
2008			
2007			
2006			
2005			
2004			

2	Total of line 1, column (d).	2	
3	Average distribution ratio for the 5-year base period—divide the total on line 2 by 5, or by the number of years the foundation has been in existence if less than 5 years	3	
4	Enter the net value of noncharitable-use assets for 2009 from Part X, line 5.	4	
5	Multiply line 4 by line 3.	5	
6	Enter 1% of net investment income (1% of Part I, line 27b).	6	
7	Add lines 5 and 6.	7	
8	Enter qualifying distributions from Part XII, line 4.	8	

If line 8 is equal to or greater than line 7, check the box in Part VI, line 1b, and complete that part using a 1% tax rate See the Part VI instructions on page 18

Part VI

Excise Tax Based on Investment Income (Section 4940(a), 4940(b), 4940(e), or 4948—see page 18 of the instructions)

1a		Exempt operating foundations described in section 4940(d)(2), check here <input type="checkbox"/> and enter "N/A" on line 1			
		Date of ruling or determination letter _____ (attach copy of letter if necessary—see instructions)			
b		Domestic foundations that meet the section 4940(e) requirements in Part V, check here <input type="checkbox"/> and enter 1% of Part I, line 27b		1	6,298
c		All other domestic foundations enter 2% of line 27b Exempt foreign organizations enter 4% of Part I, line 12, col (b)			
2		Tax under section 511 (domestic section 4947(a)(1) trusts and taxable foundations only Others enter -0-)		2	
3		Add lines 1 and 2.		3	6,298
4		Subtitle A (income) tax (domestic section 4947(a)(1) trusts and taxable foundations only Others enter -0-)		4	
5		Tax based on investment income. Subtract line 4 from line 3 If zero or less, enter -0-		5	6,298
6		Credits/Payments			
a		2009 estimated tax payments and 2008 overpayment credited to 2009	6a	853	
b		Exempt foreign organizations—tax withheld at source	6b		
c		Tax paid with application for extension of time to file (Form 8868)	6c		
d		Backup withholding erroneously withheld	6d		
7		Total credits and payments Add lines 6a through 6d.		7	853
8		Enter any penalty for underpayment of estimated tax Check here <input type="checkbox"/> if Form 2220 is attached		8	
9		Tax due. If the total of lines 5 and 8 is more than line 7, enter amount owed		9	5,445
10		Overpayment. If line 7 is more than the total of lines 5 and 8, enter the amount overpaid.		10	
11		Enter the amount of line 10 to be Credited to 2010 estimated tax <input type="checkbox"/> 0	Refunded <input type="checkbox"/>	11	

Part VII-A

Statements Regarding Activities

1a	During the tax year, did the foundation attempt to influence any national, state, or local legislation or did it participate or intervene in any political campaign?		Yes	No
		1a		No
b	Did it spend more than \$100 during the year (either directly or indirectly) for political purposes (see page 19 of the instructions for definition)?			No
	If the answer is "Yes" to 1a or 1b, attach a detailed description of the activities and copies of any materials published or distributed by the foundation in connection with the activities.			
c	Did the foundation file Form 1120-POL for this year?.	1c		No
d	Enter the amount (if any) of tax on political expenditures (section 4955) imposed during the year (1) On the foundation <input type="checkbox"/> \$ _____ (2) On foundation managers <input type="checkbox"/> \$ _____			
e	Enter the reimbursement (if any) paid by the foundation during the year for political expenditure tax imposed on foundation managers <input type="checkbox"/> \$ _____			
2	Has the foundation engaged in any activities that have not previously been reported to the IRS?	2		No
	If "Yes," attach a detailed description of the activities.			
3	Has the foundation made any changes, not previously reported to the IRS, in its governing instrument, articles of incorporation, or bylaws, or other similar instruments? If "Yes," attach a conformed copy of the changes	3		No
4a	Did the foundation have unrelated business gross income of \$1,000 or more during the year?.	4a		No
b	If "Yes," has it filed a tax return on Form 990-T for this year?.	4b		No
5	Was there a liquidation, termination, dissolution, or substantial contraction during the year?	5		No
	If "Yes," attach the statement required by General Instruction T.			
6	Are the requirements of section 508(e) (relating to sections 4941 through 4945) satisfied either <ul style="list-style-type: none">By language in the governing instrument, orBy state legislation that effectively amends the governing instrument so that no mandatory directions that conflict with the state law remain in the governing instrument?	6	Yes	
7	Did the foundation have at least \$5,000 in assets at any time during the year? If "Yes," complete Part II, col (c), and Part XV	7	Yes	
8a	Enter the states to which the foundation reports or with which it is registered (see page 19 of the instructions) <input type="checkbox"/> FL _____			
b	If the answer is "Yes" to line 7, has the foundation furnished a copy of Form 990-PF to the Attorney General (or designate) of each state as required by General Instruction G? If "No," attach explanation .	8b	Yes	
9	Is the foundation claiming status as a private operating foundation within the meaning of section 4942(j)(3) or 4942(j)(5) for calendar year 2009 or the taxable year beginning in 2009 (see instructions for Part XIV on page 27)? If "Yes," complete Part XIV	9		No
10	Did any persons become substantial contributors during the tax year? If "Yes," attach a schedule listing their names and addresses	10		No

Part VII-A

Statements Regarding Activities (continued)

11	At any time during the year, did the foundation, directly or indirectly, own a controlled entity within the meaning of section 512(b)(13)? If "Yes," attach schedule (see page 20 of the instructions).	11		No
12	Did the foundation acquire a direct or indirect interest in any applicable insurance contract before August 17, 2008?	12		No
13	Did the foundation comply with the public inspection requirements for its annual returns and exemption application? Website address (none)	13	Yes	
14	The books are in care of GERALD L PRINCIPE Telephone no (561) 627-8100 Located at 660 US HWY ONE - 3R FLOOR N PALM BEACH FL ZIP+4 33408			
15	Section 4947(a)(1) nonexempt charitable trusts filing Form 990-PF in lieu of Form 1041 —Check here and enter the amount of tax-exempt interest received or accrued during the year.			
		15		

Part VII-B

Statements Regarding Activities for Which Form 4720 May Be Required

File Form 4720 if any item is checked in the "Yes" column, unless an exception applies.			Yes	No
1a	During the year did the foundation (either directly or indirectly) (1) Engage in the sale or exchange, or leasing of property with a disqualified person? Yes No (2) Borrow money from, lend money to, or otherwise extend credit to (or accept it from) a disqualified person?. Yes No (3) Furnish goods, services, or facilities to (or accept them from) a disqualified person? Yes No (4) Pay compensation to, or pay or reimburse the expenses of, a disqualified person? Yes No (5) Transfer any income or assets to a disqualified person (or make any of either available for the benefit or use of a disqualified person)?. Yes No (6) Agree to pay money or property to a government official? (Exception. Check "No" if the foundation agreed to make a grant to or to employ the official for a period after termination of government service, if terminating within 90 days). Yes No			
b	If any answer is "Yes" to 1a(1)–(6), did any of the acts fail to qualify under the exceptions described in Regulations section 53.4941(d)-3 or in a current notice regarding disaster assistance (see page 20 of the instructions)?. Organizations relying on a current notice regarding disaster assistance check here.	1b		No
c	Did the foundation engage in a prior year in any of the acts described in 1a, other than excepted acts, that were not corrected before the first day of the tax year beginning in 2009?.	1c		No
2	Taxes on failure to distribute income (section 4942) (does not apply for years the foundation was a private operating foundation defined in section 4942(j)(3) or 4942(j)(5))			
a	At the end of tax year 2009, did the foundation have any undistributed income (lines 6d and 6e, Part XIII) for tax year(s) beginning before 2009?. If "Yes," list the years 20 , 20 , 20 , 20			
b	Are there any years listed in 2a for which the foundation is not applying the provisions of section 4942(a)(2) (relating to incorrect valuation of assets) to the year's undistributed income? (If applying section 4942(a)(2) to all years listed, answer "No" and attach statement—see page 20 of the instructions).	2b		No
c	If the provisions of section 4942(a)(2) are being applied to any of the years listed in 2a, list the years here 20 , 20 , 20 , 20			
3a	Did the foundation hold more than a 2% direct or indirect interest in any business enterprise at any time during the year?. Yes No			
b	If "Yes," did it have excess business holdings in 2009 as a result of (1) any purchase by the foundation or disqualified persons after May 26, 1969, (2) the lapse of the 5-year period (or longer period approved by the Commissioner under section 4943(c)(7)) to dispose of holdings acquired by gift or bequest, or (3) the lapse of the 10-, 15-, or 20-year first phase holding period? (Use Schedule C, Form 4720, to determine if the foundation had excess business holdings in 2009.).	3b		No
4a	Did the foundation invest during the year any amount in a manner that would jeopardize its charitable purposes?	4a		No
b	Did the foundation make any investment in a prior year (but after December 31, 1969) that could jeopardize its charitable purpose that had not been removed from jeopardy before the first day of the tax year beginning in 2009?	4b		No

Part VII-B

Statements Regarding Activities for Which Form 4720 May Be Required (continued)

5a	During the year did the foundation pay or incur any amount to			
	(1) Carry on propaganda, or otherwise attempt to influence legislation (section 4945(e))?	<input type="checkbox"/> Yes	<input checked="" type="checkbox"/> No	
	(2) Influence the outcome of any specific public election (see section 4955), or to carry on, directly or indirectly, any voter registration drive?	<input type="checkbox"/> Yes	<input checked="" type="checkbox"/> No	
	(3) Provide a grant to an individual for travel, study, or other similar purposes?	<input type="checkbox"/> Yes	<input checked="" type="checkbox"/> No	
	(4) Provide a grant to an organization other than a charitable, etc , organization described in section 509(a)(1), (2), or (3), or section 4940(d)(2)? (see page 22 of the instructions).	<input type="checkbox"/> Yes	<input checked="" type="checkbox"/> No	
	(5) Provide for any purpose other than religious, charitable, scientific, literary, or educational purposes, or for the prevention of cruelty to children or animals?	<input type="checkbox"/> Yes	<input checked="" type="checkbox"/> No	
b	If any answer is "Yes" to 5a(1)–(5), did any of the transactions fail to qualify under the exceptions described in Regulations section 53.4945 or in a current notice regarding disaster assistance (see page 22 of the instructions)? Organizations relying on a current notice regarding disaster assistance check here.	5b		No
c	If the answer is "Yes" to question 5a(4), does the foundation claim exemption from the tax because it maintained expenditure responsibility for the grant? <i>If "Yes," attach the statement required by Regulations section 53.4945–5(d).</i>			
	<input type="checkbox"/> Yes <input checked="" type="checkbox"/> No			
6a	Did the foundation, during the year, receive any funds, directly or indirectly, to pay premiums on a personal benefit contract?			
	<input type="checkbox"/> Yes <input checked="" type="checkbox"/> No			
b	Did the foundation, during the year, pay premiums, directly or indirectly, on a personal benefit contract? <i>If "Yes" to 6b, file Form 8870.</i>	6b		No
7a	At any time during the tax year, was the foundation a party to a prohibited tax shelter transaction?			
	<input type="checkbox"/> Yes <input checked="" type="checkbox"/> No			
b	If yes, did the foundation receive any proceeds or have any net income attributable to the transaction?	7b		No

Part VIII

Information About Officers, Directors, Trustees, Foundation Managers, Highly Paid Employees, and Contractors

1 List all officers, directors, trustees, foundation managers and their compensation (see page 22 of the instructions).				
(a) Name and address	(b) Title, and average hours per week devoted to position	(c) Compensation (If not paid, enter -0-)	(d) Contributions to employee benefit plans and deferred compensation	(e) Expense account, other allowances
See Additional Data Table				
2 Compensation of five highest-paid employees (other than those included on line 1—see page 23 of the instructions). If none, enter "NONE."				
(a) Name and address of each employee paid more than \$50,000	(b) Title, and average hours per week devoted to position	(c) Compensation	(d) Contributions to employee benefit plans and deferred compensation	(e) Expense account, other allowances
NONE				
Total number of other employees paid over \$50,000.				

Part VIII

Information About Officers, Directors, Trustees, Foundation Managers, Highly Paid Employees, and Contractors (continued)

3 Five highest-paid independent contractors for professional services (see page 23 of the instructions). If none, enter "NONE".		
(a) Name and address of each person paid more than \$50,000	(b) Type of service	(c) Compensation
NONE		
Total number of others receiving over \$50,000 for professional services.		

Part IX-A

Summary of Direct Charitable Activities

List the foundation's four largest direct charitable activities during the tax year. Include relevant statistical information such as the number of organizations and other beneficiaries served, conferences convened, research papers produced, etc	Expenses
1 UNSOLICITED CONTRIBUTIONS TO PUBLIC CHARITIES- SEE PART XV OF THIS RETURN	201,000
2	
3	
4	

Part IX-B

Summary of Program-Related Investments (see page 23 of the instructions)

Describe the two largest program-related investments made by the foundation during the tax year on lines 1 and 2	Amount
1	
2	
All other program-related investments. See page 24 of the instructions	
3	
Total. Add lines 1 through 3.	

Part X

Minimum Investment Return (All domestic foundations must complete this part. Foreign foundations, see page 24 of the instructions.)

1	Fair market value of assets not used (or held for use) directly in carrying out charitable, etc , purposes		
a	Average monthly fair market value of securities.	1a	3,137,177
b	Average of monthly cash balances.	1b	440,794
c	Fair market value of all other assets (see page 24 of the instructions).	1c	0
d	Total (add lines 1a, b, and c).	1d	3,577,971
e	Reduction claimed for blockage or other factors reported on lines 1a and 1c (attach detailed explanation).	1e	0
2	Acquisition indebtedness applicable to line 1 assets.	2	
3	Subtract line 2 from line 1d.	3	3,577,971
4	Cash deemed held for charitable activities Enter 1 1/2% of line 3 (for greater amount, see page 25 of the instructions).	4	53,670
5	Net value of noncharitable-use assets. Subtract line 4 from line 3 Enter here and on Part V, line 4	5	3,524,301
6	Minimum investment return. Enter 5% of line 5.	6	176,215

Part XI

Distributable Amount (see page 25 of the instructions) (Section 4942(j)(3) and (j)(5) private operating foundations and certain foreign organizations check here ☒ and do not complete this part.)

1	Minimum investment return from Part X, line 6.	1	176,215
2a	Tax on investment income for 2009 from Part VI, line 5.	2a	6,298
b	Income tax for 2009 (This does not include the tax from Part VI).	2b	
c	Add lines 2a and 2b.	2c	6,298
3	Distributable amount before adjustments Subtract line 2c from line 1.	3	169,917
4	Recoveries of amounts treated as qualifying distributions.	4	
5	Add lines 3 and 4.	5	169,917
6	Deduction from distributable amount (see page 25 of the instructions).	6	
7	Distributable amount as adjusted Subtract line 6 from line 5 Enter here and on Part XIII, line 1.	7	169,917

Part XII

Qualifying Distributions (see page 25 of the instructions)

1	Amounts paid (including administrative expenses) to accomplish charitable, etc , purposes		
a	Expenses, contributions, gifts, etc —total from Part I, column (d), line 26.	1a	201,000
b	Program-related investments—total from Part IX-B.	1b	
2	Amounts paid to acquire assets used (or held for use) directly in carrying out charitable, etc , purposes.	2	
3	Amounts set aside for specific charitable projects that satisfy the		
a	Suitability test (prior IRS approval required).	3a	
b	Cash distribution test (attach the required schedule).	3b	
4	Qualifying distributions. Add lines 1a through 3b Enter here and on Part V, line 8, and Part XIII, line 4	4	201,000
5	Foundations that qualify under section 4940(e) for the reduced rate of tax on net investment income Enter 1% of Part I, line 27b (see page 26 of the instructions).	5	
6	Adjusted qualifying distributions. Subtract line 5 from line 4.	6	201,000
Note: The amount on line 6 will be used in Part V, column (b), in subsequent years when calculating whether the foundation qualifies for the section 4940(e) reduction of tax in those years			

Part XIII

Undistributed Income (see page 26 of the instructions)

	(a) Corpus	(b) Years prior to 2008	(c) 2008	(d) 2009
1	Distributable amount for 2009 from Part XI, line 7			
2	Undistributed income, if any, as of the end of 2008			
a	Enter amount for 2008 only. 31,712			
b	Total for prior years 20____, 20____, 20____			
3	Excess distributions carryover, if any, to 2009			
a	From 2004.			
b	From 2005.			
c	From 2006.			
d	From 2007.			
e	From 2008.			
f	Total of lines 3a through e.			
4	Qualifying distributions for 2009 from Part XII, line 4 ▶ \$ 201,000			
a	Applied to 2008, but not more than line 2a 31,712			
b	Applied to undistributed income of prior years (Election required—see page 26 of the instructions)			
c	Treated as distributions out of corpus (Election required—see page 26 of the instructions). . . 0			
d	Applied to 2009 distributable amount. 169,288			
e	Remaining amount distributed out of corpus			
5	Excess distributions carryover applied to 2009 (If an amount appears in column (d), the same amount must be shown in column (a).)			
6	Enter the net total of each column as indicated below:			
a	Corpus Add lines 3f, 4c, and 4e Subtract line 5			
b	Prior years' undistributed income Subtract line 4b from line 2b.			
c	Enter the amount of prior years' undistributed income for which a notice of deficiency has been issued, or on which the section 4942(a) tax has been previously assessed.			
d	Subtract line 6c from line 6b Taxable amount—see page 27 of the instructions . . .			
e	Undistributed income for 2008 Subtract line 4a from line 2a Taxable amount—see page 27 of the instructions			
f	Undistributed income for 2009 Subtract lines 4d and 5 from line 1 This amount must be distributed in 2010 629			
7	Amounts treated as distributions out of corpus to satisfy requirements imposed by section 170(b)(1)(F) or 4942(g)(3) (see page 27 of the instructions).			
8	Excess distributions carryover from 2004 not applied on line 5 or line 7 (see page 27 of the instructions).			
9	Excess distributions carryover to 2010. Subtract lines 7 and 8 from line 6a			
10	Analysis of line 9			
a	Excess from 2005.			
b	Excess from 2006.			
c	Excess from 2007.			
d	Excess from 2008.			
e	Excess from 2009.			

Part XIV

Private Operating Foundations (see page 27 of the instructions and Part VII-A, question 9)

1a

If the foundation has received a ruling or determination letter that it is a private operating foundation, and the ruling is effective for 2009, enter the date of the ruling.

b

Check box to indicate whether the organization is a private operating foundation described in section 4942(j)(3) or 4942(j)(5)

☐ 4942(j)(3) or ☐ 4942(j)(5)

2a	Enter the lesser of the adjusted net income from Part I or the minimum investment return from Part X for each year listed	Tax year	Prior 3 years			(e) Total
		(a) 2009	(b) 2008	(c) 2007	(d) 2006	
b	85% of line 2a					
c	Qualifying distributions from Part XII, line 4 for each year listed					
d	Amounts included in line 2c not used directly for active conduct of exempt activities					
e	Qualifying distributions made directly for active conduct of exempt activities Subtract line 2d from line 2c					
3	Complete 3a, b, or c for the alternative test relied upon					
a	"Assets" alternative test—enter					
	(1) Value of all assets					
	(2) Value of assets qualifying under section 4942(j)(3)(B)(i)					
b	"Endowment" alternative test— enter 2/3 of minimum investment return shown in Part X, line 6 for each year listed. . . .					
c	"Support" alternative test—enter					
	(1) Total support other than gross investment income (interest, dividends, rents, payments on securities loans (section 512(a)(5)), or royalties)					
	(2) Support from general public and 5 or more exempt organizations as provided in section 4942(j)(3)(B)(iii).					
	(3) Largest amount of support from an exempt organization					
	(4) Gross investment income					

Part XV

Supplementary Information (Complete this part only if the organization had \$5,000 or more in assets at any time during the year—see page 27 of the instructions.)

1

Information Regarding Foundation Managers:

a

List any managers of the foundation who have contributed more than 2% of the total contributions received by the foundation before the close of any tax year (but only if they have contributed more than \$5,000) (See section 507(d)(2))

b

List any managers of the foundation who own 10% or more of the stock of a corporation (or an equally large portion of the ownership of a partnership or other entity) of which the foundation has a 10% or greater interest

2

Information Regarding Contribution, Grant, Gift, Loan, Scholarship, etc., Programs:

Check here ☒ if the foundation only makes contributions to preselected charitable organizations and does not accept unsolicited requests for funds If the foundation makes gifts, grants, etc (see page 28 of the instructions) to individuals or organizations under other conditions, complete items 2a, b, c, and d

a

The name, address, and telephone number of the person to whom applications should be addressed

b

The form in which applications should be submitted and information and materials they should include

c

Any submission deadlines

d

Any restrictions or limitations on awards, such as by geographical areas, charitable fields, kinds of institutions, or other factors

Part XV

Supplementary Information (continued)

3 Grants and Contributions Paid During the Year or Approved for Future Payment

Recipient	If recipient is an individual, show any relationship to any foundation manager or substantial contributor	Foundation status of recipient	Purpose of grant or contribution	Amount
Name and address (home or business)				
a Paid during the year See Additional Data Table				
Total			▶ 3a	201,000
b Approved for future payment				
Total			▶ 3b	

Enter gross amounts unless otherwise indicated	Unrelated business income		Excluded by section 512, 513, or 514		(e) Related or exempt function income (See page 28 of the instructions)
	(a) Business code	(b) Amount	(c) Exclusion code	(d) Amount	
1 Program service revenue					
a _____					
b _____					
c _____					
d _____					
e _____					
f _____					
g Fees and contracts from government agencies					
2 Membership dues and assessments. . . .					
3 Interest on savings and temporary cash investments					
4 Dividends and interest from securities. . . .			14	37,930	
5 Net rental income or (loss) from real estate					
a Debt-financed property.					
b Not debt-financed property.					
6 Net rental income or (loss) from personal property					
7 Other investment income.					
8 Gain or (loss) from sales of assets other than inventory			18	309,065	
9 Net income or (loss) from special events					
10 Gross profit or (loss) from sales of inventory. .					
11 Other revenue a _____					
b _____					
c _____					
d _____					
e _____					
12 Subtotal. Add columns (b), (d), and (e). .				346,995	
13 Total. Add line 12, columns (b), (d), and (e).					346,995

[illegible]

1 Did the organization directly or indirectly engage in any of the following with any other organization described in section 501(c) of the Code (other than section 501(c)(3) organizations) or in section 527, relating to political organizations?		Yes	No
a Transfers from the reporting foundation to a noncharitable exempt organization of			
(1) Cash.	1a(1)		No
(2) Other assets.	1a(2)		No
b Other transactions			
(1) Sales of assets to a noncharitable exempt organization.	1b(1)		No
(2) Purchases of assets from a noncharitable exempt organization.	1b(2)		No
(3) Rental of facilities, equipment, or other assets.	1b(3)		No
(4) Reimbursement arrangements.	1b(4)		No
(5) Loans or loan guarantees.	1b(5)		No
(6) Performance of services or membership or fundraising solicitations.	1b(6)		No
c Sharing of facilities, equipment, mailing lists, other assets, or paid employees.	1c		No
d If the answer to any of the above is "Yes," complete the following schedule. Column (b) should always show the fair market value of the goods, other assets, or services given by the reporting foundation. If the foundation received less than fair market value in any transaction or sharing arrangement, show in column (d) the value of the goods, other assets, or services received.			



[illegible]

2a Is the foundation directly or indirectly affiliated with, or related to, one or more tax-exempt organizations described in section 501(c) of the Code (other than section 501(c)(3)) or in section 527? ☐ Yes ☒ No

b If "Yes," complete the following schedule

(a) Name of organization	(b) Type of organization	(c) Description of relationship

Sign Here

Under penalties of perjury, I declare that I have examined this return, including accompanying schedules and statements, and to the best of my knowledge and belief, it is true, correct, and complete Declaration of preparer (other than taxpayer or fiduciary) is based on all information of which preparer has any knowledge				
*****		2010-11-11	*****	
Signature of officer or trustee		Date	Title	
Paid Preparer's Use Only	Preparer's Signature  Sheldon M Snow CPA		Date 	Preparer's identifying number (see Signature on page 30 of the instructions)
	Firm's name (or yours if self-employed), address, and ZIP code Zigmond Snow & Lang 16542 Ventura Blvd Suite 417 Encino, CA 91436		Check if self-employed <input checked="" type="checkbox"/>	
	EIN 		Phone no (818) 789-7850	

TY 2009 IRS Payment

Name: GERTRUDE JOSEPHINE BENNETT
FAMILY FOUNDATION

EIN: 20-5716045

Software ID: 09000047

Software Version: 2009v1.3

Routing Transit Number: 101205681

Bank Account Number: 7711675641006

Type of Account: Checking

**Payment Amount in Whole
Dollars:** 5,445

Requested Payment Date: 2010-11-13

**Taxpayer's Daytime Phone
Number:** (561) 627-8100

Additional Data

Software ID: 09000047

Software Version:

EIN: 20-5716045

Name: GERTRUDE JOSEPHINE BENNETT
FAMILY FOUNDATION

Form 990PF Part IV - Capital Gains and Losses for Tax on Investment Income - Columns a - d

(a) List and describe the kind(s) of property sold (e g , real estate, 2-story brick warehouse, or common stock, 200 shs MLC Co)	(b) How acquired P—Purchase D—Donation	(c) Date acquired (mo , day, yr)	(d) Date sold (mo , day, yr)
275 Cost Plus Inc	P	2007-07-19	2009-12-31
1100 Cost Plus Inc	P	2007-05-10	2009-12-31
270 News Corp Ltd Class A	P	2008-08-13	2009-12-15
5 Fedex Corporation	P	2008-06-23	2009-12-15
45 Fedex Corporation	P	2008-01-07	2009-12-15
110 Du Pont EI De Nemours & Co	P	2007-07-26	2009-12-02
270 YRC Worldwide Inc	P	2007-12-14	2009-11-17
260 YRC Worldwide Inc	P	2007-07-26	2009-11-17
285 Microsoft Corp	P	2007-04-04	2009-11-17
125 Coca Cola Corp	P	2007-04-27	2009-11-16
145 American Express Company	P	2008-09-17	2009-11-10
55 Avery Dennison Corp	P	2007-08-16	2009-10-15
115 Avery Dennison Corp	P	2007-07-26	2009-10-15
295 Gannett Co Inc	P	2007-04-04	2009-10-13
90 YRC Worldwide Inc	P	2007-07-26	2009-09-24
295 YRC Worldwide Inc	P	2007-07-20	2009-09-24
145 YRC Worldwide Inc	P	2007-05-08	2009-09-24
105 CarMax Inc	P	2008-10-01	2009-09-22
60 Avery Dennison Corp	P	2007-07-26	2009-09-18
115 Avery Dennison Corp	P	2007-04-30	2009-09-18
55 Avery Dennison Corp	P	2007-04-30	2009-09-10
120 Avery Dennison Corp	P	2007-04-25	2009-09-10
115 3M Company	P	2007-04-11	2009-09-09
10 Fedex Corporation	P	2008-01-07	2009-09-09
40 Fedex Corporation	P	2008-01-02	2009-09-09
110 CarMax Inc	P	2008-10-01	2009-09-09
65 American Express Company	P	2008-09-17	2009-08-27
80 American Express Company	P	2008-09-15	2009-08-27
300 Leggett & Platt Inc	P	2007-07-26	2009-08-12
115 Du Pont EI De Nemours & Co	P	2007-07-26	2009-08-12

Form 990PF Part IV - Capital Gains and Losses for Tax on Investment Income - Columns e - h

(e) Gross sales price	(f) Depreciation allowed (or allowable)	(g) Cost or other basis plus expense of sale	(h) Gain or (loss) (e) plus (f) minus (g)
273		2,140	-1,867
1,093		10,372	-9,279
3,534		3,600	-66
457		401	56
4,110		3,741	369
3,875		5,246	-1,371
311		4,852	-4,541
300		8,975	-8,675
8,535		8,170	365
7,116		6,509	607
5,683		4,763	920
2,076		3,056	-980
4,340		7,217	-2,877
3,895		16,617	-12,722
515		3,107	-2,592
1,689		10,732	-9,043
830		5,684	-4,854
2,201		1,397	804
2,117		3,765	-1,648
4,058		7,164	-3,106
1,741		3,426	-1,685
3,798		7,669	-3,871
8,423		8,736	-313
710		831	-121
2,839		3,499	-660
1,943		1,463	480
2,188		2,135	53
2,693		2,881	-188
5,392		6,288	-896
3,713		5,485	-1,772

Form 990PF Part IV - Capital Gains and Losses for Tax on Investment Income - Columns i - l

Complete only for assets showing gain in column (h) and owned by the foundation on 12/31/69			(l) Gains (Col (h) gain minus col (k), but not less than -0-) or Losses (from col (h))
(i) FMV as of 12/31/69	(j) Adjusted basis as of 12/31/69	(k) Excess of col (i) over col (j), if any	
			-1,867
			-9,279
			-66
			56
			369
			-1,371
			-4,541
			-8,675
			365
			607
			920
			-980
			-2,877
			-12,722
			-2,592
			-9,043
			-4,854
			804
			-1,648
			-3,106
			-1,685
			-3,871
			-313
			-121
			-660
			480
			53
			-188
			-896
			-1,772

Form 990PF Part IV - Capital Gains and Losses for Tax on Investment Income - Columns a - d

(a) List and describe the kind(s) of property sold (e g , real estate, 2-story brick warehouse, or common stock, 200 shs MLC Co)	(b) How acquired P—Purchase D—Donation	(c) Date acquired (mo , day, yr)	(d) Date sold (mo , day, yr)
45 Mohawk Industries Inc	P	2008-11-10	2009-08-07
345 Talbots Inc	P	2007-11-19	2009-07-29
595 Talbots Inc	P	2007-05-01	2009-07-29
80 UnitedHealth Group Inc	P	2008-04-15	2009-07-29
155 Leggett & Platt Inc	P	2007-07-26	2009-07-28
150 Leggett & Platt Inc	P	2007-04-04	2009-07-28
15 Fedex Corporation	P	2008-01-02	2009-07-27
35 Fedex Corporation	P	2007-12-20	2009-07-27
220 Seagate Technology	P	2008-03-27	2009-07-17
120 Seagate Technology	P	2007-04-10	2009-07-17
120 Sector SPDR Fincl Select Shares	P	2007-12-11	2009-07-02
315 Sector SPDR Fincl Select Shares	P	2007-12-07	2009-07-02
155 CPI Corporation	P	2007-11-02	2009-06-12
130 CPI Corporation	P	2007-09-17	2009-06-12
115 3M Company	P	2007-04-11	2009-06-09
735 Office Depot Inc	P	2008-09-23	2009-06-02
30 Wells Fargo & Co	P	2007-11-08	2009-05-06
235 Wells Fargo & Co	P	2007-04-04	2009-05-06
340 Seagate Technology	P	2007-04-10	2009-04-30
45 Mohawk Industries Inc	P	2008-11-10	2009-04-30
205 Leggett & Platt Inc	P	2007-04-04	2009-04-30
160 Bed Bath & Beyond	P	2007-12-12	2009-04-03
95 Illinois Tool Works Inc	P	2008-09-17	2009-03-23
235 Wal Mart Stores Inc	P	2007-04-04	2009-03-20
145 Toll Brothers Inc	P	2007-08-16	2009-03-19
5 Illinois Tool Works Inc	P	2008-09-17	2009-03-19
95 Illinois Tool Works Inc	P	2008-03-28	2009-03-19
135 Helmerich & Payne Inc	P	2008-11-20	2009-03-19
125 Helmerich & Payne Inc	P	2008-11-19	2009-03-19
420 Walgreen Company	P	2007-07-23	2009-03-17

Form 990PF Part IV - Capital Gains and Losses for Tax on Investment Income - Columns e - h

(e) Gross sales price	(f) Depreciation allowed (or allowable)	(g) Cost or other basis plus expense of sale	(h) Gain or (loss) (e) plus (f) minus (g)
2,336		1,677	659
1,912		4,556	-2,644
3,297		13,774	-10,477
2,323		2,988	-665
2,558		3,249	-691
2,476		3,442	-966
975		1,312	-337
2,275		3,284	-1,009
2,414		4,518	-2,104
1,317		2,636	-1,319
1,399		3,698	-2,299
3,672		9,926	-6,254
2,631		5,013	-2,382
2,206		5,210	-3,004
6,949		8,736	-1,787
3,676		4,246	-570
751		931	-180
5,880		8,081	-2,201
2,771		7,468	-4,697
2,107		1,677	430
2,946		4,704	-1,758
4,300		4,861	-561
2,708		4,361	-1,653
11,640		11,343	297
2,623		2,958	-335
144		230	-86
2,743		4,620	-1,877
3,243		2,864	379
3,003		2,983	20
10,149		19,176	-9,027

Form 990PF Part IV - Capital Gains and Losses for Tax on Investment Income - Columns i - l

Complete only for assets showing gain in column (h) and owned by the foundation on 12/31/69			(l) Gains (Col (h) gain minus col (k), but not less than -0-) or Losses (from col (h))
(i) FMV as of 12/31/69	(j) Adjusted basis as of 12/31/69	(k) Excess of col (i) over col (j), if any	
			659
			-2,644
			-10,477
			-665
			-691
			-966
			-337
			-1,009
			-2,104
			-1,319
			-2,299
			-6,254
			-2,382
			-3,004
			-1,787
			-570
			-180
			-2,201
			-4,697
			430
			-1,758
			-561
			-1,653
			297
			-335
			-86
			-1,877
			379
			20
			-9,027

Form 990PF Part IV - Capital Gains and Losses for Tax on Investment Income - Columns a - d

(a) List and describe the kind(s) of property sold (e g , real estate, 2-story brick warehouse, or common stock, 200 shs MLC Co)	(b) How acquired P—Purchase D—Donation	(c) Date acquired (mo , day, yr)	(d) Date sold (mo , day, yr)
245 Aaron Rents Inc	P	2007-12-12	2009-03-05
215 Aaron Rents Inc	P	2007-08-03	2009-03-05
135 Cymer Incorporated	P	2008-01-04	2009-03-04
120 Cymer Incorporated	P	2007-12-20	2009-03-04
225 Newell Rubbermaid Inc	P	2008-05-08	2009-02-19
215 Newell Rubbermaid Inc	P	2008-04-24	2009-02-19
390 Newell Rubbermaid Inc	P	2007-07-26	2009-02-19
310 Imation Corp	P	2007-11-15	2009-02-09
295 Rogers Corporation	P	2007-08-01	2009-02-05
145 Rogers Corporation	P	2007-07-24	2009-02-05
50 Rogers Corporation	P	2007-07-20	2009-02-05
165 Imation Corp	P	2007-11-15	2009-01-27
145 Imation Corp	P	2007-07-26	2009-01-27
645 USEC Inc	P	2008-02-28	2009-01-21
875 Kemet Corporation	P	2008-02-06	2009-01-07
775 Kemet Corporation	P	2007-11-12	2009-01-07
655 Kemet Corporation	P	2007-10-24	2009-01-07
125 Talbots Inc	P	2007-05-01	2009-01-06
408 Talbots Inc	P	2007-04-04	2009-01-06
407 Talbots Inc	P	2007-04-04	2009-01-06
100 Bank New York Mellon Corp	P	2009-12-11	2009-12-11
1600 Bank New York Mellon Corp	P	2009-12-11	2009-12-11
200 Bank New York Mellon Corp	P	2009-12-11	2009-12-11
100 Bank New York Mellon Corp	P	2009-12-11	2009-12-11
64 373 TCW Total Return Bond Class I	P	2009-11-30	2009-12-10
9765 625 TCW Total Return Bond Class I	P	2009-11-19	2009-12-10
16 843 Metropolitan West Tot Return Bond Cl M	P	2009-11-30	2009-12-10
10070 493 Metropolitan West Tot Return Bond Cl M	P	2009-11-19	2009-12-10
400 Alpha Nat Res Inc	P	2009-12-04	2009-12-10
900 Alpha Nat Res Inc	P	2009-12-04	2009-12-10

Form 990PF Part IV - Capital Gains and Losses for Tax on Investment Income - Columns e - h

(e) Gross sales price	(f) Depreciation allowed (or allowable)	(g) Cost or other basis plus expense of sale	(h) Gain or (loss) (e) plus (f) minus (g)
5,628		4,706	922
4,939		5,052	-113
2,427		4,646	-2,219
2,158		4,685	-2,527
1,504		4,517	-3,013
1,437		4,520	-3,083
2,606		10,579	-7,973
2,952		6,132	-3,180
7,082		10,592	-3,510
3,481		5,550	-2,069
1,200		1,983	-783
1,702		3,264	-1,562
1,496		4,752	-3,256
3,308		4,393	-1,085
294		4,468	-4,174
260		5,010	-4,750
220		4,986	-4,766
382		2,894	-2,512
1,248		10,021	-8,773
1,245		9,997	-8,752
2,695		2,694	1
43,091		43,082	9
5,385		5,388	-3
2,692		2,702	-10
655		659	-4
99,302		100,015	-713
167		168	-1
100,101		100,000	101
15,856		14,806	1,050
35,676		33,314	2,362

Form 990PF Part IV - Capital Gains and Losses for Tax on Investment Income - Columns i - l

Complete only for assets showing gain in column (h) and owned by the foundation on 12/31/69			(l) Gains (Col (h) gain minus col (k), but not less than -0-) or Losses (from col (h))
(i) FM V as of 12/31/69	(j) Adjusted basis as of 12/31/69	(k) Excess of col (i) over col (j), if any	
			922
			-113
			-2,219
			-2,527
			-3,013
			-3,083
			-7,973
			-3,180
			-3,510
			-2,069
			-783
			-1,562
			-3,256
			-1,085
			-4,174
			-4,750
			-4,766
			-2,512
			-8,773
			-8,752
			1
			9
			-3
			-10
			-4
			-713
			-1
			101
			1,050
			2,362

Form 990PF Part IV - Capital Gains and Losses for Tax on Investment Income - Columns a - d

(a) List and describe the kind(s) of property sold (e g , real estate, 2-story brick warehouse, or common stock, 200 shs MLC Co)	(b) How acquired P—Purchase D—Donation	(c) Date acquired (mo , day, yr)	(d) Date sold (mo , day, yr)
200 Alpha Nat Res Inc	P	2009-12-04	2009-12-10
1334 Weight Watchers Intl Inc	P	2009-11-10	2009-11-23
366 Weight Watchers Intl Inc	P	2009-11-10	2009-11-23
200 Weight Watchers Intl Inc	P	2009-11-10	2009-11-23
100 Weight Watchers Intl Inc	P	2009-11-10	2009-11-23
1000 Smucker JM Co	P	2009-11-10	2009-11-23
1000 Procter & Gamble	P	2009-11-10	2009-11-23
1600 Pride Intl Inc	P	2009-11-19	2009-11-23
400 Pride Intl Inc	P	2009-11-19	2009-11-23
100 Praxair Inc	P	2009-11-10	2009-11-23
400 Praxair Inc	P	2009-11-10	2009-11-23
1100 Paychex Inc	P	2009-11-10	2009-11-23
400 Paychex Inc	P	2009-11-10	2009-11-23
500 Intl Bus Machines	P	2009-11-10	2009-11-23
700 Hewlett-Packard Co	P	2009-11-10	2009-11-23
300 Hewlett-Packard Co	P	2009-11-10	2009-11-23
500 Grainger WW Inc	P	2009-11-10	2009-11-23
3000 General Electric Corp	P	2009-11-10	2009-11-23
1000 Fastenal Co	P	2009-11-10	2009-11-23
500 Fastenal Co	P	2009-11-10	2009-11-23
150 Fairfas Financial Hldgs Ltd	P	2009-11-10	2009-11-23
100 CB Richard Ellis Group Inc Cl A	P	2009-11-19	2009-11-23
500 CB Richard Ellis Group Inc Cl A	P	2009-11-19	2009-11-23
3400 CB Richard Ellis Group Inc Cl A	P	2009-11-19	2009-11-23
100 CB Richard Ellis Group Inc Cl A	P	2009-11-19	2009-11-23
800 CB Richard Ellis Group Inc Cl A	P	2009-11-19	2009-11-23
100 CB Richard Ellis Group Inc Cl A	P	2009-11-19	2009-11-23
200 Atwood Oceanics Inc	P	2009-11-19	2009-11-23
100 Atwood Oceanics Inc	P	2009-11-19	2009-11-23
300 Atwood Oceanics Inc	P	2009-11-19	2009-11-23

Form 990PF Part IV - Capital Gains and Losses for Tax on Investment Income - Columns e - h

(e) Gross sales price	(f) Depreciation allowed (or allowable)	(g) Cost or other basis plus expense of sale	(h) Gain or (loss) (e) plus (f) minus (g)
7,930		7,403	527
36,791		36,618	173
10,093		10,047	46
5,515		5,493	22
2,759		2,747	12
58,297		54,128	4,169
62,843		61,888	955
51,784		50,784	1,000
12,946		12,704	242
8,308		8,302	6
33,223		33,206	17
34,753		34,199	554
12,638		12,444	194
64,047		63,158	889
35,484		34,907	577
15,199		14,960	239
49,039		49,113	-74
47,781		46,988	793
37,816		37,070	746
18,908		18,543	365
54,553		54,032	521
1,128		1,127	1
5,640		5,635	5
38,354		38,318	36
1,128		1,127	1
9,017		9,016	1
1,127		1,135	-8
7,594		7,609	-15
3,796		3,805	-9
11,394		11,414	-20

Form 990PF Part IV - Capital Gains and Losses for Tax on Investment Income - Columns i - l

Complete only for assets showing gain in column (h) and owned by the foundation on 12/31/69			(l) Gains (Col (h) gain minus col (k), but not less than -0-) or Losses (from col (h))
(i) FM V as of 12/31/69	(j) Adjusted basis as of 12/31/69	(k) Excess of col (i) over col (j), if any	
			527
			173
			46
			22
			12
			4,169
			955
			1,000
			242
			6
			17
			554
			194
			889
			577
			239
			-74
			793
			746
			365
			521
			1
			5
			36
			1
			1
			-8
			-15
			-9
			-20

Form 990PF Part IV - Capital Gains and Losses for Tax on Investment Income - Columns a - d

(a) List and describe the kind(s) of property sold (e g , real estate, 2-story brick warehouse, or common stock, 200 shs MLC Co)	(b) How acquired P—Purchase D—Donation	(c) Date acquired (mo , day, yr)	(d) Date sold (mo , day, yr)
800 Atwood Oceanics Inc	P	2009-11-19	2009-11-23
100 Atwood Oceanics Inc	P	2009-11-19	2009-11-23
1500 Accenture Ltd Bermuda C I A	P	2009-11-10	2009-11-23
1000 Coca Cola Corp	P	2009-11-10	2009-11-19
1100 Western Digital Corp	P	2009-11-10	2009-11-16
100 Western Digital Corp	P	2009-11-10	2009-11-16
200 Western Digital Corp	P	2009-11-10	2009-11-16
100 Western Digital Corp	P	2009-11-10	2009-11-16
100 Vulcan Materials Co	P	2009-11-10	2009-11-16
500 Vulcan Materials Co	P	2009-11-10	2009-11-16
200 Vulcan Materials Co	P	2009-11-10	2009-11-16
100 Vulcan Materials Co	P	2009-11-10	2009-11-16
100 Vulcan Materials Co	P	2009-11-10	2009-11-16
1400 USG Corp	P	2009-11-10	2009-11-16
2000 USG Corp	P	2009-11-10	2009-11-16
300 USG Corp	P	2009-11-10	2009-11-16
200 USG Corp	P	2009-11-10	2009-11-16
100 USG Corp	P	2009-11-10	2009-11-16
1000 Trex Inc	P	2009-11-10	2009-11-16
1200 Trex Inc	P	2009-11-10	2009-11-16
500 Trex Inc	P	2009-11-10	2009-11-16
300 Trex Inc	P	2009-11-10	2009-11-16
500 Texas Instruments Inc	P	2009-11-10	2009-11-16
900 Texas Instruments Inc	P	2009-11-10	2009-11-16
100 Texas Instruments Inc	P	2009-11-10	2009-11-16
300 Texas Instruments Inc	P	2009-11-10	2009-11-16
100 Texas Instruments Inc	P	2009-11-10	2009-11-16
100 Texas Instruments Inc	P	2009-11-10	2009-11-16
1100 St Joe Company	P	2009-11-10	2009-11-16
300 St Joe Company	P	2009-11-10	2009-11-16

Form 990PF Part IV - Capital Gains and Losses for Tax on Investment Income - Columns e - h

(e) Gross sales price	(f) Depreciation allowed (or allowable)	(g) Cost or other basis plus expense of sale	(h) Gain or (loss) (e) plus (f) minus (g)
30,391		30,436	-45
3,791		3,805	-14
60,743		59,063	1,680
57,893		56,057	1,836
42,767		41,294	1,473
3,888		3,754	134
7,776		7,513	263
3,880		3,757	123
5,044		4,774	270
25,224		23,870	1,354
10,090		9,548	542
5,045		4,778	267
5,037		4,778	259
20,720		19,460	1,260
29,593		27,800	1,793
4,439		4,170	269
2,959		2,780	179
1,480		1,397	83
17,650		17,050	600
21,175		20,460	715
8,823		8,520	303
5,294		5,119	175
12,990		12,394	596
23,378		22,309	1,069
2,598		2,479	119
7,793		7,437	356
2,598		2,479	119
2,598		2,487	111
30,194		29,095	1,099
8,235		7,935	300

Form 990PF Part IV - Capital Gains and Losses for Tax on Investment Income - Columns i - l

Complete only for assets showing gain in column (h) and owned by the foundation on 12/31/69			(l) Gains (Col (h) gain minus col (k), but not less than -0-) or Losses (from col (h))
(i) F M V as of 12/31/69	(j) Adjusted basis as of 12/31/69	(k) Excess of col (i) over col (j), if any	
			-45
			-14
			1,680
			1,836
			1,473
			134
			263
			123
			270
			1,354
			542
			267
			259
			1,260
			1,793
			269
			179
			83
			600
			715
			303
			175
			596
			1,069
			119
			356
			119
			111
			1,099
			300

Form 990PF Part IV - Capital Gains and Losses for Tax on Investment Income - Columns a - d

(a) List and describe the kind(s) of property sold (e g , real estate, 2-story brick warehouse, or common stock, 200 shs MLC Co)	(b) How acquired P—Purchase D—Donation	(c) Date acquired (mo , day, yr)	(d) Date sold (mo , day, yr)
600 St Joe Company	P	2009-11-10	2009-11-16
2000 Oracle Corporation	P	2009-11-10	2009-11-16
1600 Nalco Hldg Co	P	2009-11-10	2009-11-16
400 Nalco Hldg Co	P	2009-11-10	2009-11-16
200 Lubrizol Corp	P	2009-11-10	2009-11-16
500 Lubrizol Corp	P	2009-11-10	2009-11-16
900 Honeywell International Inc	P	2009-11-10	2009-11-16
300 Honeywell International Inc	P	2009-11-10	2009-11-16
300 Honeywell International Inc	P	2009-11-10	2009-11-16
1900 Home Depot Inc	P	2009-11-10	2009-11-16
100 Home Depot Inc	P	2009-11-10	2009-11-16
400 Goodrich Corp	P	2009-11-10	2009-11-16
100 Goodrich Corp	P	2009-11-10	2009-11-16
500 Goodrich Corp	P	2009-11-10	2009-11-16
600 Enterprise Gp Holdings LP	P	2009-11-10	2009-11-16
100 Enterprise Gp Holdings LP	P	2009-11-10	2009-11-16
800 Enterprise Gp Holdings LP	P	2009-11-10	2009-11-16
1000 STEC Inc	P	2009-11-10	2009-11-12
1000 STEC Inc	P	2009-11-10	2009-11-12
500 Potash Corp Saskatchewan	P	2009-11-10	2009-11-12
1417 Weight Watchers Intl Inc	P	2009-10-02	2009-10-06
131 Weight Watchers Intl Inc	P	2009-10-02	2009-10-06
352 Weight Watchers Intl Inc	P	2009-10-02	2009-10-06
98 Weight Watchers Intl Inc	P	2009-10-02	2009-10-06
2 Weight Watchers Intl Inc	P	2009-10-02	2009-10-06
2204 United Rentals Inc	P	2009-10-02	2009-10-06
1296 United Rentals Inc	P	2009-10-02	2009-10-06
200 United Rentals Inc	P	2009-10-02	2009-10-06
200 United Rentals Inc	P	2009-10-02	2009-10-06
1100 United Rentals Inc	P	2009-10-02	2009-10-06

Form 990PF Part IV - Capital Gains and Losses for Tax on Investment Income - Columns e - h

(e) Gross sales price	(f) Depreciation allowed (or allowable)	(g) Cost or other basis plus expense of sale	(h) Gain or (loss) (e) plus (f) minus (g)
16,462		15,869	593
45,571		43,567	2,004
38,544		36,518	2,026
9,632		9,130	502
15,234		14,428	806
38,076		36,071	2,005
36,197		34,610	1,587
12,067		11,537	530
12,058		11,537	521
52,603		50,616	1,987
2,769		2,671	98
24,280		23,079	1,201
6,070		5,770	300
30,341		28,849	1,492
21,480		20,310	1,170
3,580		3,386	194
28,634		27,086	1,548
14,310		13,214	1,096
14,302		13,214	1,088
51,223		48,923	2,300
37,110		37,125	-15
3,431		3,433	-2
9,216		9,225	-9
2,566		2,565	1
52		52	
21,775		21,070	705
12,804		12,377	427
1,978		1,910	68
1,978		1,911	67
10,873		10,512	361

Form 990PF Part IV - Capital Gains and Losses for Tax on Investment Income - Columns i - l

Complete only for assets showing gain in column (h) and owned by the foundation on 12/31/69			(l) Gains (Col (h) gain minus col (k), but not less than -0-) or Losses (from col (h))
(i) FMV as of 12/31/69	(j) Adjusted basis as of 12/31/69	(k) Excess of col (i) over col (j), if any	
			593
			2,004
			2,026
			502
			806
			2,005
			1,587
			530
			521
			1,987
			98
			1,201
			300
			1,492
			1,170
			194
			1,548
			1,096
			1,088
			2,300
			-15
			-2
			-9
			1
			705
			427
			68
			67
			361

Form 990PF Part IV – Capital Gains and Losses for Tax on Investment Income - Columns a - d

(a) List and describe the kind(s) of property sold (e g , real estate, 2-story brick warehouse, or common stock, 200 shs MLC Co)	(b) How acquired P—Purchase D—Donation	(c) Date acquired (mo , day, yr)	(d) Date sold (mo , day, yr)
900 USG Corp	P	2009-10-02	2009-10-06
100 USG Corp	P	2009-10-02	2009-10-06
400 USG Corp	P	2009-10-02	2009-10-06
800 USG Corp	P	2009-10-02	2009-10-06
100 USG Corp	P	2009-10-02	2009-10-06
300 USG Corp	P	2009-10-02	2009-10-06
200 USG Corp	P	2009-10-02	2009-10-06
100 USG Corp	P	2009-10-02	2009-10-06
100 USG Corp	P	2009-10-02	2009-10-06
600 Trex Inc	P	2009-10-02	2009-10-06
800 Trex Inc	P	2009-10-02	2009-10-06
100 Trex Inc	P	2009-10-02	2009-10-06
100 Trex Inc	P	2009-10-02	2009-10-06
100 Trex Inc	P	2009-10-02	2009-10-06
300 Trex Inc	P	2009-10-02	2009-10-06
1000 3M Company	P	2009-10-02	2009-10-06
600 Potash Corp Saskatchewan	P	2009-10-02	2009-10-06
1300 Paychex Inc	P	2009-10-02	2009-10-06
700 Paychex Inc	P	2009-10-02	2009-10-06
2500 Oracle Corporation	P	2009-10-02	2009-10-06
512 Odyssey Re Holdings Corp	P	2009-10-02	2009-10-06
488 Odyssey Re Holdings Corp	P	2009-10-02	2009-10-06
1400 MDC Holdings Inc	P	2009-10-02	2009-10-06
100 MDC Holdings Inc	P	2009-10-02	2009-10-06
500 Intl Bus Machines	P	2009-10-02	2009-10-06
1200 Illinois Tool Works Inc	P	2009-10-02	2009-10-06
300 Honeywell International Inc	P	2009-10-02	2009-10-06
1200 Honeywell International Inc	P	2009-10-02	2009-10-06
2000 Home Depot Inc	P	2009-10-02	2009-10-06
600 Fastenal Co	P	2009-10-02	2009-10-06

Form 990PF Part IV - Capital Gains and Losses for Tax on Investment Income - Columns e - h

(e) Gross sales price	(f) Depreciation allowed (or allowable)	(g) Cost or other basis plus expense of sale	(h) Gain or (loss) (e) plus (f) minus (g)
15,138		14,358	780
1,683		1,595	88
6,734		6,381	353
13,472		12,762	710
1,684		1,595	89
5,053		4,786	267
3,369		3,190	179
1,685		1,595	90
1,677		1,595	82
10,872		10,404	468
14,496		13,872	624
1,815		1,734	81
1,812		1,734	78
1,812		1,734	78
5,437		5,207	230
73,310		72,014	1,296
53,517		51,416	2,101
37,109		36,452	657
19,982		19,636	346
51,291		51,082	209
33,192		33,177	15
31,633		31,621	12
48,403		46,382	2,021
3,457		3,320	137
60,392		59,616	776
52,191		50,048	2,143
11,023		10,718	305
44,123		42,870	1,253
52,752		52,147	605
22,697		22,077	620

Form 990PF Part IV - Capital Gains and Losses for Tax on Investment Income - Columns i - l

Complete only for assets showing gain in column (h) and owned by the foundation on 12/31/69			(l) Gains (Col (h) gain minus col (k), but not less than -0-) or Losses (from col (h))
(i) FM V as of 12/31/69	(j) Adjusted basis as of 12/31/69	(k) Excess of col (i) over col (j), if any	
			780
			88
			353
			710
			89
			267
			179
			90
			82
			468
			624
			81
			78
			78
			230
			1,296
			2,101
			657
			346
			209
			15
			12
			2,021
			137
			776
			2,143
			305
			1,253
			605
			620

Form 990PF Part IV - Capital Gains and Losses for Tax on Investment Income - Columns a - d

(a) List and describe the kind(s) of property sold (e g , real estate, 2-story brick warehouse, or common stock, 200 shs MLC Co)	(b) How acquired P—Purchase D—Donation	(c) Date acquired (mo , day, yr)	(d) Date sold (mo , day, yr)
900 Fastenal Co	P	2009-10-02	2009-10-06
700 Exelon Corp	P	2009-10-02	2009-10-06
100 Exelon Corp	P	2009-10-02	2009-10-06
100 Exelon Corp	P	2009-10-02	2009-10-06
100 Exelon Corp	P	2009-10-02	2009-10-06
2000 Enterprise Gp Holdings LP	P	2009-10-02	2009-10-06
1500 Emerson Electric Co	P	2009-10-02	2009-10-06
1600 Emcor Group Inc	P	2009-10-02	2009-10-06
400 Emcor Group Inc	P	2009-10-02	2009-10-06
600 Colgate-Palmolive Co	P	2009-10-02	2009-10-06
300 Colgate-Palmolive Co	P	2009-10-02	2009-10-06
100 Colgate-Palmolive Co	P	2009-10-02	2009-10-06
1000 Coca Cola Corp	P	2009-10-02	2009-10-06
2500 Cisco Systems Inc	P	2009-10-02	2009-10-06
2700 Applied Materials Inc	P	2009-10-02	2009-10-06
700 Applied Materials Inc	P	2009-10-02	2009-10-06
600 Applied Materials Inc	P	2009-10-02	2009-10-06
1000 Airgas Inc	P	2009-10-02	2009-10-06
100 Transocean Inc	P	2009-10-02	2009-10-06
100 Transocean Inc	P	2009-10-02	2009-10-06
300 Transocean Inc	P	2009-10-02	2009-10-06
100 Transocean Inc	P	2009-10-02	2009-10-06
300 Western Digital Corp	P	2009-10-02	2009-10-05
300 Western Digital Corp	P	2009-10-02	2009-10-05
100 Western Digital Corp	P	2009-10-02	2009-10-05
100 Western Digital Corp	P	2009-10-02	2009-10-05
100 Western Digital Corp	P	2009-10-02	2009-10-05
300 Western Digital Corp	P	2009-10-02	2009-10-05
100 Western Digital Corp	P	2009-10-02	2009-10-05
200 Western Digital Corp	P	2009-10-02	2009-10-05

Form 990PF Part IV - Capital Gains and Losses for Tax on Investment Income - Columns e - h

(e) Gross sales price	(f) Depreciation allowed (or allowable)	(g) Cost or other basis plus expense of sale	(h) Gain or (loss) (e) plus (f) minus (g)
34,048		33,116	932
34,302		33,607	695
4,900		4,801	99
4,900		4,801	99
4,900		4,809	91
60,551		59,128	1,423
59,855		57,563	2,292
39,568		38,543	1,025
9,888		9,640	248
46,393		46,115	278
23,195		23,057	138
7,725		7,686	39
54,413		53,937	476
58,390		56,883	1,507
35,558		34,298	1,260
9,219		8,889	330
7,897		7,619	278
48,324		47,828	496
8,558		8,213	345
8,559		8,213	346
25,673		24,640	1,033
8,552		8,213	339
10,926		10,672	254
10,926		10,674	252
3,642		3,558	84
3,642		3,558	84
3,642		3,558	84
10,926		10,673	253
3,642		3,561	81
7,276		7,121	155

Form 990PF Part IV - Capital Gains and Losses for Tax on Investment Income - Columns i - l

Complete only for assets showing gain in column (h) and owned by the foundation on 12/31/69			(l) Gains (Col (h) gain minus col (k), but not less than -0-) or Losses (from col (h))
(i) FM V as of 12/31/69	(j) Adjusted basis as of 12/31/69	(k) Excess of col (i) over col (j), if any	
			932
			695
			99
			99
			91
			1,423
			2,292
			1,025
			248
			278
			138
			39
			476
			1,507
			1,260
			330
			278
			496
			345
			346
			1,033
			339
			254
			252
			84
			84
			84
			253
			81
			155

Form 990PF Part IV - Capital Gains and Losses for Tax on Investment Income - Columns a - d

(a) List and describe the kind(s) of property sold (e g , real estate, 2-story brick warehouse, or common stock, 200 shs MLC Co)	(b) How acquired P—Purchase D—Donation	(c) Date acquired (mo , day, yr)	(d) Date sold (mo , day, yr)
2500 Terex Corp	P	2009-10-02	2009-10-05
825 Scotts Miracle Gro Company	P	2009-10-02	2009-10-05
300 Scotts Miracle Gro Company	P	2009-10-02	2009-10-05
75 Scotts Miracle Gro Company	P	2009-10-02	2009-10-05
1000 Schlumberger	P	2009-10-02	2009-10-05
1600 Petrohawk Energy Corp	P	2009-10-02	2009-10-05
100 Petrohawk Energy Corp	P	2009-10-02	2009-10-05
90 Petrohawk Energy Corp	P	2009-10-02	2009-10-05
210 Petrohawk Energy Corp	P	2009-10-02	2009-10-05
1000 Lubrizol Corp	P	2009-10-02	2009-10-05
1600 Lowes Companies	P	2009-10-02	2009-10-05
900 Lowes Companies	P	2009-10-02	2009-10-05
1900 Leucadia National Corp	P	2009-10-02	2009-10-05
100 Leucadia National Corp	P	2009-10-02	2009-10-05
5000 Hertz Global Holdings Inc	P	2009-10-02	2009-10-05
2000 Dow Chemical Co	P	2009-10-02	2009-10-05
2000 Disney Walt Co	P	2009-10-02	2009-10-05
100 Consolidated Tomoka Land Co	P	2009-10-02	2009-10-05
700 Consolidated Tomoka Land Co	P	2009-10-02	2009-10-05
100 Consolidated Tomoka Land Co	P	2009-10-02	2009-10-05
100 Consolidated Tomoka Land Co	P	2009-10-02	2009-10-05
2 Berkshire Hathaway Inc Cl 'A'	P	2009-10-02	2009-10-05
2800 Americredit Corp	P	2009-10-02	2009-10-05
100 Americredit Corp	P	2009-10-02	2009-10-05
100 Americredit Corp	P	2009-10-02	2009-10-05
2000 Ingersoll Rand Co Cl A	P	2009-10-02	2009-10-05
2100 Western Union Company	P	2009-09-15	2009-09-16
300 Western Union Company	P	2009-09-15	2009-09-16
100 Western Union Company	P	2009-09-15	2009-09-16
300 Western Union Company	P	2009-09-15	2009-09-16

Form 990PF Part IV - Capital Gains and Losses for Tax on Investment Income - Columns e - h

(e) Gross sales price	(f) Depreciation allowed (or allowable)	(g) Cost or other basis plus expense of sale	(h) Gain or (loss) (e) plus (f) minus (g)
48,316		45,628	2,688
35,073		34,155	918
12,754		12,425	329
3,188		3,104	84
57,964		56,658	1,306
37,439		36,552	887
2,340		2,284	56
2,106		2,055	51
4,906		4,795	111
68,670		66,468	2,202
32,682		32,032	650
18,384		18,026	358
45,086		43,681	1,405
2,365		2,306	59
51,041		49,657	1,384
49,592		47,527	2,065
55,332		54,208	1,124
3,907		3,759	148
27,376		26,312	1,064
3,908		3,759	149
3,899		3,759	140
199,987		196,908	3,079
43,763		42,056	1,707
1,560		1,502	58
1,560		1,509	51
60,891		59,447	1,444
39,878		39,375	503
5,697		5,625	72
1,899		1,883	16
5,697		5,625	72

Form 990PF Part IV - Capital Gains and Losses for Tax on Investment Income - Columns i - l

Complete only for assets showing gain in column (h) and owned by the foundation on 12/31/69			(l) Gains (Col (h) gain minus col (k), but not less than -0-) or Losses (from col (h))
(i) FMV as of 12/31/69	(j) Adjusted basis as of 12/31/69	(k) Excess of col (i) over col (j), if any	
			2,688
			918
			329
			84
			1,306
			887
			56
			51
			111
			2,202
			650
			358
			1,405
			59
			1,384
			2,065
			1,124
			148
			1,064
			149
			140
			3,079
			1,707
			58
			51
			1,444
			503
			72
			16
			72

Form 990PF Part IV - Capital Gains and Losses for Tax on Investment Income - Columns a - d

(a) List and describe the kind(s) of property sold (e g , real estate, 2-story brick warehouse, or common stock, 200 shs MLC Co)	(b) How acquired P—Purchase D—Donation	(c) Date acquired (mo , day, yr)	(d) Date sold (mo , day, yr)
100 Western Union Company	P	2009-09-15	2009-09-16
100 Western Union Company	P	2009-09-15	2009-09-16
300 Western Digital Corp	P	2009-09-15	2009-09-16
800 Western Digital Corp	P	2009-09-15	2009-09-16
238 Western Digital Corp	P	2009-09-15	2009-09-16
100 Western Digital Corp	P	2009-09-15	2009-09-16
62 Western Digital Corp	P	2009-09-15	2009-09-16
223 Wells Fargo & Co	P	2009-09-15	2009-09-16
77 Wells Fargo & Co	P	2009-09-15	2009-09-16
200 Wells Fargo & Co	P	2009-09-15	2009-09-16
100 Wells Fargo & Co	P	2009-09-15	2009-09-16
123 Wells Fargo & Co	P	2009-09-15	2009-09-16
177 Wells Fargo & Co	P	2009-09-15	2009-09-16
123 Wells Fargo & Co	P	2009-09-15	2009-09-16
77 Wells Fargo & Co	P	2009-09-15	2009-09-16
23 Wells Fargo & Co	P	2009-09-15	2009-09-16
177 Wells Fargo & Co	P	2009-09-15	2009-09-16
100 Wells Fargo & Co	P	2009-09-15	2009-09-16
100 Wells Fargo & Co	P	2009-09-15	2009-09-16
100 Wells Fargo & Co	P	2009-09-15	2009-09-16
100 Wells Fargo & Co	P	2009-09-15	2009-09-16
100 Wells Fargo & Co	P	2009-09-15	2009-09-16
200 Wells Fargo & Co	P	2009-09-15	2009-09-16
500 Walter Energy Inc	P	2009-09-15	2009-09-16
200 Walter Energy Inc	P	2009-09-15	2009-09-16
100 Walter Energy Inc	P	2009-09-15	2009-09-16
200 Walter Energy Inc	P	2009-09-15	2009-09-16
593 Trex Inc	P	2009-09-15	2009-09-16
3 Trex Inc	P	2009-09-15	2009-09-16
104 Trex Inc	P	2009-09-15	2009-09-16

Form 990PF Part IV - Capital Gains and Losses for Tax on Investment Income - Columns e - h

(e) Gross sales price	(f) Depreciation allowed (or allowable)	(g) Cost or other basis plus expense of sale	(h) Gain or (loss) (e) plus (f) minus (g)
1,900		1,875	25
1,892		1,875	17
11,067		10,905	162
29,512		29,080	432
8,780		8,656	124
3,689		3,637	52
2,279		2,255	24
6,438		6,246	192
2,223		2,157	66
5,774		5,602	172
2,887		2,801	86
3,551		3,445	106
5,110		4,958	152
3,551		3,445	106
2,223		2,157	66
664		644	20
5,110		4,958	152
2,887		2,801	86
2,887		2,801	86
2,887		2,801	86
2,887		2,801	86
2,884		2,801	83
5,769		5,610	159
32,563		30,935	1,628
13,025		12,374	651
6,513		6,187	326
13,025		12,382	643
11,955		11,743	212
61		59	2
2,101		2,060	41

Form 990PF Part IV - Capital Gains and Losses for Tax on Investment Income - Columns i - l

Complete only for assets showing gain in column (h) and owned by the foundation on 12/31/69			(l) Gains (Col (h) gain minus col (k), but not less than -0-) or Losses (from col (h))
(i) FMV as of 12/31/69	(j) Adjusted basis as of 12/31/69	(k) Excess of col (i) over col (j), if any	
			25
			17
			162
			432
			124
			52
			24
			192
			66
			172
			86
			106
			152
			106
			66
			20
			152
			86
			86
			86
			86
			83
			159
			1,628
			651
			326
			643
			212
			2
			41

Form 990PF Part IV - Capital Gains and Losses for Tax on Investment Income - Columns a - d

(a) List and describe the kind(s) of property sold (e g , real estate, 2-story brick warehouse, or common stock, 200 shs MLC Co)	(b) How acquired P—Purchase D—Donation	(c) Date acquired (mo , day, yr)	(d) Date sold (mo , day, yr)
300 Trex Inc	P	2009-09-15	2009-09-16
300 Trex Inc	P	2009-09-15	2009-09-16
300 Trex Inc	P	2009-09-15	2009-09-16
800 Trex Inc	P	2009-09-15	2009-09-16
100 Trex Inc	P	2009-09-15	2009-09-16
1000 Time Warner Cable Inc	P	2009-09-15	2009-09-16
500 3M Company	P	2009-09-15	2009-09-16
400 3M Company	P	2009-09-15	2009-09-16
100 3M Company	P	2009-09-15	2009-09-16
600 Sociedad Quimica y Minera de Chile ADR	P	2009-09-15	2009-09-16
600 Sociedad Quimica y Minera de Chile ADR	P	2009-09-15	2009-09-16
200 Sociedad Quimica y Minera de Chile ADR	P	2009-09-15	2009-09-16
100 Sociedad Quimica y Minera de Chile ADR	P	2009-09-15	2009-09-16
600 Petrohawk Energy Corp	P	2009-09-15	2009-09-16
200 Petrohawk Energy Corp	P	2009-09-15	2009-09-16
400 Petrohawk Energy Corp	P	2009-09-15	2009-09-16
600 Petrohawk Energy Corp	P	2009-09-15	2009-09-16
200 Petrohawk Energy Corp	P	2009-09-15	2009-09-16
800 Oshkosh Corp	P	2009-09-15	2009-09-16
300 Oshkosh Corp	P	2009-09-15	2009-09-16
200 Oshkosh Corp	P	2009-09-15	2009-09-16
100 Oshkosh Corp	P	2009-09-15	2009-09-16
100 Oshkosh Corp	P	2009-09-15	2009-09-16
700 Nordson Corp	P	2009-09-15	2009-09-16
300 Nordson Corp	P	2009-09-15	2009-09-16
600 Manpower Inc	P	2009-09-15	2009-09-16
200 Manpower Inc	P	2009-09-15	2009-09-16
200 Manpower Inc	P	2009-09-15	2009-09-16
300 Lubrizol Corp	P	2009-09-15	2009-09-16
700 Lubrizol Corp	P	2009-09-15	2009-09-16

Form 990PF Part IV - Capital Gains and Losses for Tax on Investment Income - Columns e - h

(e) Gross sales price	(f) Depreciation allowed (or allowable)	(g) Cost or other basis plus expense of sale	(h) Gain or (loss) (e) plus (f) minus (g)
6,069		5,941	128
6,078		5,941	137
6,081		5,941	140
16,224		15,843	381
2,021		1,980	41
42,112		41,188	924
37,456		37,170	286
29,964		29,736	228
7,491		7,442	49
22,753		21,948	805
22,757		21,948	809
7,578		7,316	262
3,789		3,665	124
14,934		14,586	348
4,978		4,862	116
9,956		9,727	229
14,928		14,591	337
4,976		4,861	115
26,552		26,223	329
9,957		9,833	124
6,640		6,556	84
3,320		3,282	38
3,314		3,282	32
40,011		39,871	140
17,143		17,087	56
34,199		34,002	197
11,398		11,336	62
11,388		11,336	52
21,177		20,327	850
49,404		47,431	1,973

Form 990PF Part IV - Capital Gains and Losses for Tax on Investment Income - Columns i - l

Complete only for assets showing gain in column (h) and owned by the foundation on 12/31/69			(l) Gains (Col (h) gain minus col (k), but not less than -0-) or Losses (from col (h))
(i) FMV as of 12/31/69	(j) Adjusted basis as of 12/31/69	(k) Excess of col (i) over col (j), if any	
			128
			137
			140
			381
			41
			924
			286
			228
			49
			805
			809
			262
			124
			348
			116
			229
			337
			115
			329
			124
			84
			38
			32
			140
			56
			197
			62
			52
			850
			1,973

Form 990PF Part IV - Capital Gains and Losses for Tax on Investment Income - Columns a - d

(a) List and describe the kind(s) of property sold (e g , real estate, 2-story brick warehouse, or common stock, 200 shs MLC Co)	(b) How acquired P—Purchase D—Donation	(c) Date acquired (mo , day, yr)	(d) Date sold (mo , day, yr)
1100 Lender Processing Svcs Inc	P	2009-09-15	2009-09-16
200 Lender Processing Svcs Inc	P	2009-09-15	2009-09-16
200 Lender Processing Svcs Inc	P	2009-09-15	2009-09-16
700 Joy Global Inc	P	2009-09-15	2009-09-16
100 Joy Global Inc	P	2009-09-15	2009-09-16
100 Joy Global Inc	P	2009-09-15	2009-09-16
100 Joy Global Inc	P	2009-09-15	2009-09-16
1000 JP Morgan Chase & Co	P	2009-09-15	2009-09-16
500 Intl Bus Machines	P	2009-09-15	2009-09-16
5000 Hertz Global Holdings Inc	P	2009-09-15	2009-09-16
500 Goodrich Corp	P	2009-09-15	2009-09-16
500 Goodrich Corp	P	2009-09-15	2009-09-16
2500 GAP Inc	P	2009-09-15	2009-09-16
1300 First American Corp	P	2009-09-15	2009-09-16
200 First American Corp	P	2009-09-15	2009-09-16
50 Fairfas Financial Hldgs Ltd	P	2009-09-15	2009-09-16
100 Fairfas Financial Hldgs Ltd	P	2009-09-15	2009-09-16
1800 Enterprise Products Pptns LP	P	2009-09-15	2009-09-16
175 Enterprise Products Pptns LP	P	2009-09-15	2009-09-16
25 Enterprise Products Pptns LP	P	2009-09-15	2009-09-16
2000 Enterprise Gp Holdings LP	P	2009-09-15	2009-09-16
2000 Discovery Communications Inc	P	2009-09-15	2009-09-16
100 Companhia de Bebidas das Americas ADR	P	2009-09-15	2009-09-16
400 Companhia de Bebidas das Americas ADR	P	2009-09-15	2009-09-16
200 Companhia de Bebidas das Americas ADR	P	2009-09-15	2009-09-16
2200 Chicago Bridge & Iron Co	P	2009-09-15	2009-09-16
300 Chicago Bridge & Iron Co	P	2009-09-15	2009-09-16
500 Chicago Bridge & Iron Co	P	2009-09-15	2009-09-16
2000 CarMax Inc	P	2009-09-15	2009-09-16
1200 Broadridge Financial Solutions LLC	P	2009-09-15	2009-09-16

Form 990PF Part IV - Capital Gains and Losses for Tax on Investment Income - Columns e - h

(e) Gross sales price	(f) Depreciation allowed (or allowable)	(g) Cost or other basis plus expense of sale	(h) Gain or (loss) (e) plus (f) minus (g)
42,063		41,184	879
7,648		7,490	158
7,642		7,490	152
33,038		31,080	1,958
4,716		4,440	276
4,716		4,439	277
4,716		4,447	269
44,143		43,457	686
60,157		59,472	685
56,342		54,908	1,434
27,770		27,834	-64
27,762		27,834	-72
54,418		53,558	860
43,426		43,355	71
6,681		6,678	3
18,262		17,938	324
36,525		35,916	609
51,767		51,480	287
5,033		5,010	23
711		716	-5
57,751		57,701	50
58,915		56,908	2,007
7,992		7,802	190
31,962		31,206	756
15,981		15,598	383
39,863		39,028	835
5,436		5,322	114
9,057		8,870	187
39,351		37,908	1,443
25,367		25,535	-168

Form 990PF Part IV - Capital Gains and Losses for Tax on Investment Income - Columns i - l

Complete only for assets showing gain in column (h) and owned by the foundation on 12/31/69			(l) Gains (Col (h) gain minus col (k), but not less than -0-) or Losses (from col (h))
(i) F M V as of 12/31/69	(j) Adjusted basis as of 12/31/69	(k) Excess of col (i) over col (j), if any	
			879
			158
			152
			1,958
			276
			277
			269
			686
			685
			1,434
			-64
			-72
			860
			71
			3
			324
			609
			287
			23
			-5
			50
			2,007
			190
			756
			383
			835
			114
			187
			1,443
			-168

Form 990PF Part IV - Capital Gains and Losses for Tax on Investment Income - Columns a - d

(a) List and describe the kind(s) of property sold (e g , real estate, 2-story brick warehouse, or common stock, 200 shs MLC Co)	(b) How acquired P—Purchase D—Donation	(c) Date acquired (mo , day, yr)	(d) Date sold (mo , day, yr)
900 Broadridge Financial Solutions LLC	P	2009-09-15	2009-09-16
400 Broadridge Financial Solutions LLC	P	2009-09-15	2009-09-16
500 Autozone, Inc	P	2009-09-15	2009-09-16
2300 Americredit Corp	P	2009-09-15	2009-09-16
600 Americredit Corp	P	2009-09-15	2009-09-16
100 Americredit Corp	P	2009-09-15	2009-09-16
1500 American Express Company	P	2009-09-15	2009-09-16
400 Brookfield Infrastructure Partners LP	P	2009-09-15	2009-09-16
600 Brookfield Infrastructure Partners LP	P	2009-09-15	2009-09-16
1890 Brookfield Infrastructure Partners LP	P	2009-09-15	2009-09-16
110 Brookfield Infrastructure Partners LP	P	2009-09-15	2009-09-16
5319 149 Wintergreen Fund	P	2009-07-07	2009-09-11
3819 71 Third Avenue Intl Value	P	2009-07-06	2009-09-11
1332 623 Third Avenue Value Fund Inc	P	2009-07-06	2009-09-11
500 Terra Industries Inc	P	2009-09-02	2009-09-11
1000 Terra Industries Inc	P	2009-09-02	2009-09-11
1000 Schlumberger	P	2009-09-02	2009-09-11
700 St Joe Company	P	2009-09-02	2009-09-11
200 St Joe Company	P	2009-09-02	2009-09-11
100 St Joe Company	P	2009-09-02	2009-09-11
1000 Roper Industries Inc	P	2009-09-02	2009-09-11
1000 Potash Corp Saskatchewan	P	2009-09-02	2009-09-11
1600 Nalco Hldg Co	P	2009-09-02	2009-09-11
300 Nalco Hldg Co	P	2009-09-02	2009-09-11
300 Nalco Hldg Co	P	2009-09-02	2009-09-11
400 Nalco Hldg Co	P	2009-09-02	2009-09-11
400 Nalco Hldg Co	P	2009-09-02	2009-09-11
2000 Microsoft Corp	P	2009-09-02	2009-09-11
84 Markel Corp	P	2009-09-02	2009-09-11
16 Markel Corp	P	2009-09-02	2009-09-11

Form 990PF Part IV - Capital Gains and Losses for Tax on Investment Income - Columns e - h

(e) Gross sales price	(f) Depreciation allowed (or allowable)	(g) Cost or other basis plus expense of sale	(h) Gain or (loss) (e) plus (f) minus (g)
19,029		19,152	-123
8,457		8,516	-59
73,544		73,238	306
37,483		36,363	1,120
9,778		9,494	284
1,630		1,580	50
53,410		50,873	2,537
6,684		6,757	-73
10,026		10,136	-110
31,554		31,927	-373
1,837		1,858	-21
58,191		50,000	8,191
58,671		50,000	8,671
59,115		50,000	9,115
16,617		15,425	1,192
33,234		30,867	2,367
60,980		54,138	6,842
21,349		21,097	252
6,094		6,028	66
3,050		3,014	36
50,401		46,598	3,803
90,240		88,558	1,682
29,328		27,567	1,761
5,499		5,168	331
5,503		5,168	335
7,332		6,891	441
7,332		6,892	440
49,932		47,987	1,945
26,717		27,051	-334
5,089		5,153	-64

Form 990PF Part IV - Capital Gains and Losses for Tax on Investment Income - Columns i - l

Complete only for assets showing gain in column (h) and owned by the foundation on 12/31/69			(l) Gains (Col (h) gain minus col (k), but not less than -0-) or Losses (from col (h))
(i) FM V as of 12/31/69	(j) Adjusted basis as of 12/31/69	(k) Excess of col (i) over col (j), if any	
			-123
			-59
			306
			1,120
			284
			50
			2,537
			-73
			-110
			-373
			-21
			8,191
			8,671
			9,115
			1,192
			2,367
			6,842
			252
			66
			36
			3,803
			1,682
			1,761
			331
			335
			441
			440
			1,945
			-334
			-64

Form 990PF Part IV - Capital Gains and Losses for Tax on Investment Income - Columns a - d

(a) List and describe the kind(s) of property sold (e g , real estate, 2-story brick warehouse, or common stock, 200 shs MLC Co)	(b) How acquired P—Purchase D—Donation	(c) Date acquired (mo , day, yr)	(d) Date sold (mo , day, yr)
100 Markel Corp	P	2009-09-02	2009-09-11
1000 MDC Holdings Inc	P	2009-09-02	2009-09-11
600 Leucadia National Corp	P	2009-09-02	2009-09-11
1400 Leucadia National Corp	P	2009-09-02	2009-09-11
300 Jacobs Engineering Group Inc	P	2009-09-02	2009-09-11
700 Jacobs Engineering Group Inc	P	2009-09-02	2009-09-11
4168 404 Fairholme Fund	P	2009-07-10	2009-09-11
4060 089 Fairholme Fund	P	2009-07-06	2009-09-11
666 933 Dodge & Cox Stock	P	2009-07-13	2009-09-11
1 Berkshire Hathaway Inc Cl 'A'	P	2009-09-03	2009-09-11
1 Berkshire Hathaway Inc Cl 'A'	P	2009-09-02	2009-09-11
2000 Allstate Corp	P	2009-09-02	2009-09-11
100 Alleghany Corp	P	2009-09-02	2009-09-11
100 Alleghany Corp	P	2009-09-02	2009-09-11
1600 USG Corp	P	2009-09-02	2009-09-10
1800 USG Corp	P	2009-09-02	2009-09-10
500 USG Corp	P	2009-09-02	2009-09-10
100 USG Corp	P	2009-09-02	2009-09-10
1400 Reliance Steel and Aluminum Co	P	2009-09-02	2009-09-10
100 Reliance Steel and Aluminum Co	P	2009-09-02	2009-09-10
3645 Hertz Global Holdings Inc	P	2009-09-02	2009-09-10
855 Hertz Global Holdings Inc	P	2009-09-02	2009-09-10
500 Hertz Global Holdings Inc	P	2009-09-02	2009-09-10
4000 General Electric Corp	P	2009-09-02	2009-09-10
1000 American Express Company	P	2009-09-02	2009-09-10
1800 Western Union Company	P	2009-07-07	2009-07-23
200 Western Union Company	P	2009-07-07	2009-07-23
600 Western Union Company	P	2009-07-07	2009-07-23
200 Western Union Company	P	2009-07-07	2009-07-23
200 Western Union Company	P	2009-07-07	2009-07-23

Form 990PF Part IV - Capital Gains and Losses for Tax on Investment Income - Columns e - h

(e) Gross sales price	(f) Depreciation allowed (or allowable)	(g) Cost or other basis plus expense of sale	(h) Gain or (loss) (e) plus (f) minus (g)
31,798		32,204	-406
36,351		35,264	1,087
15,162		14,108	1,054
35,369		32,919	2,450
13,941		13,004	937
32,527		30,344	2,183
116,958		100,000	16,958
113,919		100,000	13,919
61,136		50,000	11,136
99,393		97,408	1,985
99,393		98,108	1,285
57,592		56,447	1,145
26,179		27,126	-947
26,175		27,126	-951
24,432		21,664	2,768
27,479		24,372	3,107
7,633		6,765	868
1,527		1,361	166
55,809		50,986	4,823
3,986		3,649	337
39,620		33,898	5,722
9,294		7,948	1,346
5,437		4,648	789
58,672		53,006	5,666
34,011		32,248	1,763
32,868		27,774	5,094
3,652		3,086	566
10,956		9,258	1,698
3,652		3,086	566
3,652		3,086	566

Form 990PF Part IV - Capital Gains and Losses for Tax on Investment Income - Columns i - l

Complete only for assets showing gain in column (h) and owned by the foundation on 12/31/69			(l) Gains (Col (h) gain minus col (k), but not less than -0-) or Losses (from col (h))
(i) FMV as of 12/31/69	(j) Adjusted basis as of 12/31/69	(k) Excess of col (i) over col (j), if any	
			-406
			1,087
			1,054
			2,450
			937
			2,183
			16,958
			13,919
			11,136
			1,985
			1,285
			1,145
			-947
			-951
			2,768
			3,107
			868
			166
			4,823
			337
			5,722
			1,346
			789
			5,666
			1,763
			5,094
			566
			1,698
			566
			566

Form 990PF Part IV - Capital Gains and Losses for Tax on Investment Income - Columns a - d

(a) List and describe the kind(s) of property sold (e g , real estate, 2-story brick warehouse, or common stock, 200 shs MLC Co)	(b) How acquired P—Purchase D—Donation	(c) Date acquired (mo , day, yr)	(d) Date sold (mo , day, yr)
1000 Wells Fargo & Co	P	2009-07-06	2009-07-23
100 Wells Fargo & Co	P	2009-07-06	2009-07-23
100 Wells Fargo & Co	P	2009-07-06	2009-07-23
800 Wells Fargo & Co	P	2009-07-06	2009-07-23
1000 Vulcan Materials Co	P	2009-07-13	2009-07-23
4300 USG Corp	P	2009-07-06	2009-07-23
680 USG Corp	P	2009-07-06	2009-07-23
20 USG Corp	P	2009-07-06	2009-07-23
1000 3M Company	P	2009-07-07	2009-07-23
2000 Suncor Energy Inc	P	2009-07-08	2009-07-23
1000 Schlumberger	P	2009-07-07	2009-07-23
992 St Joe Company	P	2009-07-06	2009-07-23
100 St Joe Company	P	2009-07-06	2009-07-23
100 St Joe Company	P	2009-07-06	2009-07-23
100 St Joe Company	P	2009-07-06	2009-07-23
700 St Joe Company	P	2009-07-06	2009-07-23
8 St Joe Company	P	2009-07-06	2009-07-23
2000 Paychex Inc	P	2009-07-07	2009-07-23
1900 Nalco Hldg Co	P	2009-07-08	2009-07-23
100 Nalco Hldg Co	P	2009-07-08	2009-07-23
5 Monsanto Co	P	2009-07-07	2009-07-23
495 Monsanto Co	P	2009-07-07	2009-07-23
200 Monsanto Co	P	2009-07-07	2009-07-23
2500 Microsoft Corp	P	2009-07-06	2009-07-23
200 Manpower Inc	P	2009-07-07	2009-07-23
1000 Manpower Inc	P	2009-07-07	2009-07-23
1990 Loews Corp	P	2009-07-06	2009-07-23
2010 Loews Corp	P	2009-07-06	2009-07-23
2000 Lincoln Natl Corp	P	2009-07-08	2009-07-23
2700 Leucadia National Corp	P	2009-07-06	2009-07-23

Form 990PF Part IV - Capital Gains and Losses for Tax on Investment Income - Columns e - h

(e) Gross sales price	(f) Depreciation allowed (or allowable)	(g) Cost or other basis plus expense of sale	(h) Gain or (loss) (e) plus (f) minus (g)
24,350		22,870	1,480
2,435		2,287	148
2,435		2,287	148
19,480		18,296	1,184
46,510		40,840	5,670
54,696		41,065	13,631
8,650		6,494	2,156
254		191	63
68,300		59,810	8,490
67,241		51,499	15,742
56,860		49,500	7,360
27,647		24,304	3,343
2,788		2,450	338
2,789		2,450	339
2,788		2,450	338
19,257		17,150	2,107
220		196	24
52,140		48,980	3,160
35,759		29,108	6,651
1,883		1,532	351
421		363	58
41,655		35,892	5,763
16,832		14,502	2,330
63,451		57,700	5,751
9,380		7,795	1,585
46,900		38,976	7,924
57,352		52,556	4,796
58,109		53,084	5,025
36,700		29,700	7,000
61,209		53,136	8,073

Form 990PF Part IV - Capital Gains and Losses for Tax on Investment Income - Columns i - l

Complete only for assets showing gain in column (h) and owned by the foundation on 12/31/69			(l) Gains (Col (h) gain minus col (k), but not less than -0-) or Losses (from col (h))
(i) FM V as of 12/31/69	(j) Adjusted basis as of 12/31/69	(k) Excess of col (i) over col (j), if any	
			1,480
			148
			148
			1,184
			5,670
			13,631
			2,156
			63
			8,490
			15,742
			7,360
			3,343
			338
			339
			338
			2,107
			24
			3,160
			6,651
			351
			58
			5,763
			2,330
			5,751
			1,585
			7,924
			4,796
			5,025
			7,000
			8,073

Form 990PF Part IV - Capital Gains and Losses for Tax on Investment Income - Columns a - d

(a) List and describe the kind(s) of property sold (e g , real estate, 2-story brick warehouse, or common stock, 200 shs MLC Co)	(b) How acquired P—Purchase D—Donation	(c) Date acquired (mo , day, yr)	(d) Date sold (mo , day, yr)
600 Leucadia National Corp	P	2009-07-06	2009-07-23
1700 Leucadia National Corp	P	2009-07-06	2009-07-23
100 Joy Global Inc	P	2009-07-08	2009-07-23
400 Joy Global Inc	P	2009-07-08	2009-07-23
400 Joy Global Inc	P	2009-07-08	2009-07-23
100 Joy Global Inc	P	2009-07-08	2009-07-23
2500 General Electric Corp	P	2009-07-09	2009-07-23
900 Eaton Corp	P	2009-07-06	2009-07-23
100 Eaton Corp	P	2009-07-06	2009-07-23
1706 Disney Walt Co	P	2009-07-07	2009-07-23
794 Disney Walt Co	P	2009-07-07	2009-07-23
532 ConocoPhillips	P	2009-07-06	2009-07-23
1468 ConocoPhillips	P	2009-07-06	2009-07-23
500 ChevronTexaco Corp	P	2009-07-13	2009-07-23
300 Burlington Northern Santa Fe	P	2009-07-06	2009-07-23
680 Burlington Northern Santa Fe	P	2009-07-06	2009-07-23
20 Burlington Northern Santa Fe	P	2009-07-06	2009-07-23
850 Boulder Total Return Fund	P	2009-07-06	2009-07-23
600 Boulder Total Return Fund	P	2009-07-06	2009-07-23
500 Boulder Total Return Fund	P	2009-07-06	2009-07-23
800 Boulder Total Return Fund	P	2009-07-06	2009-07-23
250 Boulder Total Return Fund	P	2009-07-06	2009-07-23
950 Boulder Total Return Fund	P	2009-07-06	2009-07-23
1050 Boulder Total Return Fund	P	2009-07-06	2009-07-23
10 Berkshire Hathaway Inc Cl 'B'	P	2009-07-10	2009-07-23
10 Berkshire Hathaway Inc Cl 'B'	P	2009-07-09	2009-07-23
1 Berkshire Hathaway Inc Cl 'A'	P	2009-07-07	2009-07-23
2 Berkshire Hathaway Inc Cl 'A'	P	2009-07-06	2009-07-23
2000 Automatic Data Processing	P	2009-07-06	2009-07-23
100 American Express Company	P	2009-07-07	2009-07-23

Form 990PF Part IV - Capital Gains and Losses for Tax on Investment Income - Columns e - h

(e) Gross sales price	(f) Depreciation allowed (or allowable)	(g) Cost or other basis plus expense of sale	(h) Gain or (loss) (e) plus (f) minus (g)
13,602		11,804	1,798
38,539		33,446	5,093
3,912		3,063	849
15,652		12,252	3,400
15,652		12,252	3,400
3,913		3,063	850
29,951		27,000	2,951
44,874		38,222	6,652
4,986		4,247	739
45,261		39,152	6,109
21,065		18,222	2,843
23,356		21,429	1,927
64,665		59,130	5,535
33,936		30,804	3,132
23,670		21,360	2,310
53,652		48,409	5,243
1,578		1,424	154
8,806		8,118	688
6,221		5,730	491
5,186		4,775	411
8,304		7,640	664
2,598		2,388	210
9,871		9,063	808
10,847		10,017	830
30,200		27,550	2,650
30,200		27,790	2,410
92,600		87,375	5,225
185,200		176,200	9,000
72,260		68,420	3,840
2,922		2,289	633

Form 990PF Part IV - Capital Gains and Losses for Tax on Investment Income - Columns i - l

Complete only for assets showing gain in column (h) and owned by the foundation on 12/31/69			(l) Gains (Col (h) gain minus col (k), but not less than -0-) or Losses (from col (h))
(i) FMV as of 12/31/69	(j) Adjusted basis as of 12/31/69	(k) Excess of col (i) over col (j), if any	
			1,798
			5,093
			849
			3,400
			3,400
			850
			2,951
			6,652
			739
			6,109
			2,843
			1,927
			5,535
			3,132
			2,310
			5,243
			154
			688
			491
			411
			664
			210
			808
			830
			2,650
			2,410
			5,225
			9,000
			3,840
			633

Form 990PF Part IV - Capital Gains and Losses for Tax on Investment Income - Columns a - d

(a) List and describe the kind(s) of property sold (e g , real estate, 2-story brick warehouse, or common stock, 200 shs MLC Co)	(b) How acquired P—Purchase D—Donation	(c) Date acquired (mo , day, yr)	(d) Date sold (mo , day, yr)
1900 American Express Company	P	2009-07-07	2009-07-23
2000 Allstate Corp	P	2009-07-06	2009-07-23
1000 Schindler Holding - Part Cert	P	2009-07-09	2009-07-23
700 Accenture Ltd Bermuda CI A	P	2009-07-07	2009-07-23
300 Accenture Ltd Bermuda CI A	P	2009-07-06	2009-07-23

Form 990PF Part IV - Capital Gains and Losses for Tax on Investment Income - Columns e - h

(e) Gross sales price	(f) Depreciation allowed (or allowable)	(g) Cost or other basis plus expense of sale	(h) Gain or (loss) (e) plus (f) minus (g)
55,537		43,491	12,046
51,681		49,059	2,622
63,000		59,550	3,450
24,200		22,854	1,346
10,372		9,816	556


Form 990PF Part IV - Capital Gains and Losses for Tax on Investment Income - Columns i - l

Complete only for assets showing gain in column (h) and owned by the foundation on 12/31/69			(l) Gains (Col (h) gain minus col (k), but not less than -0-) or Losses (from col (h))
(i) F M V as of 12/31/69	(j) Adjusted basis as of 12/31/69	(k) Excess of col (i) over col (j), if any	
			12,046
			2,622
			3,450
			1,346
			556


Form 990PF Part VIII Line 1 - List all officers, directors, trustees, foundation managers and their compensation

(a) Name and address	(b) Title, and average hours per week devoted to position	(c) Compensation (If not paid, enter -0-)	(d) Contributions to employee benefit plans and deferred compensation	(e) Expense account, other allowances
PAMELA H BENNETT	Vice President 1 00	0		
910 5TH AVE APT 7B NEW YORK,NY 10021				
WENDY M BENNETT	Vice President 1 00	0		
4246 BEULAH DRIVE LA CANADA,CA 91011				
JOEL I BENNETT	President 1 00	0		
4246 BEULAH DRIVE LA CANADA,CA 91011				
DAVID HENRY FRANKEL	Director 1 00	0		
444 12TH ST APT 4-A BROOKLYN,NY 11215				
GERALD PRINCIPE	Secretary 1 00	0		
660 US HWY ONE - 3RD FL N PALM BEACH,FL 33408				


Form 990PF Part XV Line 3 - Grants and Contributions Paid During the Year or Approved for Future Payment

Recipient	If recipient is an individual, show any relationship to any foundation manager or substantial contributor	Foundation status of recipient	Purpose of grant or contribution	Amount
Name and address (home or business)				
a Paid during the year				
VISTA DEL MAR3200 MOTOR AVENUE LOS ANGELES,CA 90034	N/A	PUBLIC	GENERAL FUND	5,000
UNION STATION HOMELESS SERVICES825 EAST ORANGE GROVE BLVD PASADENA,CA 91104	N/A	PUBLIC	GENERAL FUND	2,500
UNITED NATIONS FOUNDATION1800 MASSACHUSETTS AVE NWSUITE 400 WASHINGTON,DC 20036	N/A	PUBLIC	GENERAL FUND	1,000
SUSAN G KOMEN FOR THE CURE5005 LBJ FREEWAY SUITE 250 DALLAS,TX 75244	N/A	PUBLIC	GENERAL FUND	1,000
SISTER SCHOOLSPO BOX 99492 SEATTLE,WA 98139	N/A	PUBLIC	GENERAL FUND	1,000
ORT AMERICA75 MAIDEN LANE 10TH FLOOR NEW YORK,NY 10038	N/A	PUBLIC	GENERAL FUND	5,000
NEW YORK GLAUCOMA RESEARCH INSTITUT310 E 14TH STREET NEW YORK,NY 10003	N/A	PUBLIC	GENERAL FUND	10,000
NATURAL RESOURCES DEFENSE COUNCIL40 WEST 20TH STREET NEW YORK,NY 10011	N/A	PUBLIC	GENERAL FUND	2,500
METROPOLITAN MUSEUM OF ART1000 5TH AVENUE NEW YORK,NY 10028	N/A	PUBLIC	GENERAL FUND	5,000
MENDING KIDS INTERNATIONAL4100 WALAMEDA AVENUE SUITE 103 BURBANK,CA 91505	N/A	PUBLIC	GENERAL FUND	1,000
MARCH OF DIMES1275 MAMARONECK AVENUE WHITE PLAINS,NY 10605	N/A	PUBLIC	GENERAL FUND	1,000
KCET4401 SUNSET BLVD LOS ANGELES,CA 90027	N/A	PUBLIC	GENERAL FUND	1,000
JEWISH WORLD WATCH17514 VENTURA BLVD SUITE 206 ENCINO,CA 91316	N/A	PUBLIC	GENERAL FUND	1,000
JEWISH FEDERATION OF GREATER LOS AN6505 WILSHIRE BLVD LOS ANGELES,CA 90048	N/A	PUBLIC	GENERAL FUND	5,000
JEWISH COMMUNITY CENTER IN MANHATTA334 AMSTERDAM AVE NEW YORK,NY 10023	N/A	PUBLIC	GENERAL FUND	2,500
Total  3a				201,000

Form 990PF Part XV Line 3 - Grants and Contributions Paid During the Year or Approved for Future Payment

Recipient	If recipient is an individual, show any relationship to any foundation manager or substantial contributor	Foundation status of recipient	Purpose of grant or contribution	Amount
Name and address (home or business)				
a Paid during the year				
HEIFER INTERNATIONAL1 WORLD AVENUE LITTLE ROCK,AZ 72202	N/A	PUBLIC	GENERAL FUND	1,000
HADASSAH50 WEST 58TH STREET NEW YORK,NY 10019	N/A	PUBLIC	GENERAL FUND	5,000
ETZ JACOB HEBREW ACADEMY7951 BEVERLY BLVD LOS ANGELES,CA 90048	N/A	PUBLIC	GENERAL FUND	1,000
CREATE NOW2007 WILSHIRE BLVD SUITE 818 LOS ANGELES,CA 90057	N/A	PUBLIC	GENERAL FUND	1,000
COMMON CAUSE EDUCATION FUND1133 19TH STREET NW 9TH FLOOR WASHINGTON,DC 20036	N/A	PUBLIC	GENERAL FUND	2,500
FNDN FOR INTL COMMUNITY ASSISTANCE-PO BOX 98048 WASHINGTON,DC 20090	N/A	PUBLIC	GENERAL FUND	1,000
CITYMEALS ON WHEELS355 LEXINGTON AVE 3 NEW YORK,NY 10017	N/A	PUBLIC	GENERAL FUND	2,500
CITY OF HOPE1500 EAST DUARTE ROAD DUARTE,CA 91010	N/A	PUBLIC	GENERAL FUND	5,000
CENTER FOR PROGRESS1333 H STREET NW 10TH FLOOR WASHINGTON,DC 20005	N/A	PUBLIC	GENERAL FUND	1,000
BUILD A SCHOOL IN AFRICA83 GROTON STREET PEPPERELL,MA 01463	N/A	PUBLIC	GENERAL FUND	2,500
BET TZEDEK12821 VICTORY BLVD NORTH HOLLYWOOD,CA 91606	N/A	PUBLIC	GENERAL FUND	5,000
BARUCH COLLEGE55 LEXINGTON AVE NEW YORK,NY 10010	N/A	PUBLIC	GENERAL FUND	5,000
ACCESS BOOKSPO BOX 64951 LOS ANGELES,CA 90064	N/A	PUBLIC	GENERAL FUND	1,000
LIFELINK FOUNDATION409 BAYSHORE BLVD TAMPA,FL 33606	N/A	PUBLIC	GENERAL FUND	5,000
PEF ISRAEL ENDOWMENT FUND317 MADISON AVE SUITE 607 NEW YORK,NY 10017	N/A	PUBLIC	GENERAL FUND	5,000
Total  3a				201,000

Form 990PF Part XV Line 3 - Grants and Contributions Paid During the Year or Approved for Future Payment

Recipient	If recipient is an individual, show any relationship to any foundation manager or substantial contributor	Foundation status of recipient	Purpose of grant or contribution	Amount
Name and address (home or business)				
a Paid during the year				
NATIONAL MS SOCIETY2440 S SEPULVEDA BLVD SUITE 115 LOS ANGELES, CA 90064	N/A	PUBLIC	GENERAL FUND	25,000
COLUMBIA UNIVERSITY475 RIVERSIDE DRIVE NEW YORK, NY 10115	N/A	PUBLIC	GENERAL FUND	25,000
UNIVERSITY OF MICHIGAN8000 WOLVERINE TOWER ANN ARBOR, MI 48109	N/A	PUBLIC	GENERAL FUND	25,000
LA CANADA FLINTRIDGE EDUCATIONAL FOPO BOX 869 LA CANADA, CA 91012	N/A	PUBLIC	GENERAL FUND	25,000
LIFE IN A JAR FOUNDATION610 MEADOW LANE FORT SCOTT, KS 66701	N/A	PUBLIC	GENERAL FUND	1,000
PS ARTS11965 VENICE BLVD 201 LOS ANGELES, CA 90066	N/A	PUBLIC	GENERAL FUND	1,000
MAZON1990 SOUTH BUNDY DRIVE SUITE 260 LOS ANGELES, CA 90025	N/A	PUBLIC	GENERAL FUND	1,000
SAVE THE CHILDREN54 WILTON ROAD WESTPORT, CT 06880	N/A	PUBLIC	GENERAL FUND	2,500
LA TIMES HOLIDAY CAMPAIGNFILE 556986 LOS ANGELES, CA 90074	N/A	PUBLIC	GENERAL FUND	1,000
PARTNERS IN HEALTH800 BOYLSTON STREET 47TH FLOOR BOSTON, MA 02199	N/A	PUBLIC	GENERAL FUND	1,000
FOODBANK OF SOUTHERN CALIFORNIA1444 SAN FRANCISCO AVE LONG BEACH, CA 90813	N/A	PUBLIC	GENERAL FUND	2,500
CHRYSLIS CENTER1853 LINCOLN BLVD SANTA MONICA, CA 90404	N/A	PUBLIC	GENERAL FUND	1,000
WOMEN FOR WOMEN INTERNATIONAL GLOBAPO BOX 9224 CENTRAL ISLIP, NY 11722	N/A	PUBLIC	GENERAL FUND	1,000
PARA LOS NINOS500 LUCAS AVE LOS ANGELES, CA 90017	N/A	PUBLIC	GENERAL FUND	1,000
Total  3a				201,000

TY 2009 Accounting Fees Schedule

Name: GERTRUDE JOSEPHINE BENNETT
FAMILY FOUNDATION

EIN: 20-5716045

Software ID: 09000047

Software Version: 2009v1.3

Category	Amount	Net Investment Income	Adjusted Net Income	Disbursements for Charitable Purposes
ACCOUNTING FEES	2,130	2,130	0	0

**TY 2009 Investments Corporate
Stock Schedule**

Name: GERTRUDE JOSEPHINE BENNETT
FAMILY FOUNDATION

EIN: 20-5716045

Software ID: 09000047

Software Version: 2009v1.3

Name of Stock	End of Year Book Value	End of Year Fair Market Value
FIDELITY-EQUITY INVESTMENTS	4,197,153	4,233,895
SCHWAB-EQUITY INVESTMENTS	573,358	517,897

TY 2009 Legal Fees Schedule

Name: GERTRUDE JOSEPHINE BENNETT

FAMILY FOUNDATION

EIN: 20-5716045

Software ID: 09000047

Software Version: 2009v1.3

Category	Amount	Net Investment Income	Adjusted Net Income	Disbursements for Charitable Purposes
LEGAL FEES	2,198	2,198	0	0

TY 2009 Other Expenses Schedule

Name: GERTRUDE JOSEPHINE BENNETT
FAMILY FOUNDATION

EIN: 20-5716045

Software ID: 09000047

Software Version: 2009v1.3

Description	Revenue and Expenses per Books	Net Investment Income	Adjusted Net Income	Disbursements for Charitable Purposes
MISCELLANEOUS INVEST EXPS	1,792	1,792		
INVESTMENT SUBSCRIPTIONS	15,137	15,137		
INVESTMENT MANAGEMENT FEES	10,634	10,634		

TY 2009 Other Increases Schedule

Name: GERTRUDE JOSEPHINE BENNETT
FAMILY FOUNDATION

EIN: 20-5716045

Software ID: 09000047

Software Version: 2009v1.3

Description	Amount
BAL. OF FUNDING-CLOSING OF ESTATE- GERTRUDE J BENNETT	6,187,293

TY 2009 Taxes Schedule

Name: GERTRUDE JOSEPHINE BENNETT
FAMILY FOUNDATION

EIN: 20-5716045

Software ID: 09000047

Software Version: 2009v1.3

Category	Amount	Net Investment Income	Adjusted Net Income	Disbursements for Charitable Purposes
FOREIGN TAXES	204	204		